
APPENDIX 3: Photographs of test setup

Conducted Emission



Photo 1




Photo 2


Radiated Emission




(Front)



(Rear, below 30 MHz, Vertical)




(Rear, below 30 MHz, Horizontal)




(Rear, above 30 MHz)

Tag appearance



Tag (Front)



Tag (Rear)



Toner bottle with Tag



Toner bottle with Tag (Enlarged photographs)

Frequency Tolerance



Photo 1



Photo 2

End of Report