

Test Set-Up Photos

1. Conducted Emission Test




FRONT VIEW




BACK VIEW


2. Radiated Electromagnetic Emission Test




FRONT VIEW OF RADIATED EMISSION TEST (BELOW 1GHZ)




BACK VIEW OF RADIATED EMISSION TEST (BELOW 1GHZ)



FRONT VIEW OF RADIATED EMISSION TEST (ABOVE 1GHZ)



BACK VIEW OF RADIATED EMISSION TEST (ABOVE 1GHZ)



*SETUP WITH MAXIMUM DETECTED EMISSION AT HORIZONTAL POLARIZATION
(TEST MODE: WIFI PRINT)*



*SETUP WITH MAXIMUM DETECTED EMISSION AT VERTICAL POLARIZATION
(TEST MODE: WIFI PRINT)*