

# APPENDIX REPORT

Project No.	SHT2105113201EW	Radio Specification	Bluetooth EDR
Test sample No.	YPHT21051132002	Model No.	SC400
Start test date	2021-07-14	Finish date	2021-07-14
Temperature	25.8°C	Humidity	30%
Test Engineer	Hailey Chen	Auditor	Xiaodong Zheo

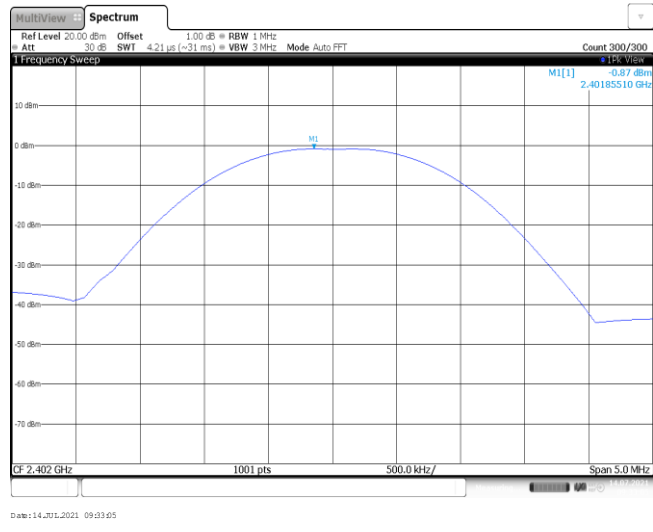
Appendix clause	Test item	Result
A	Peak Output Power	PASS
B	20 dB Bandwidth	PASS
C	99% Occupied Bandwidth	PASS
D	Carrier Frequencies Separation	PASS
E	Hopping Channel Number	PASS
F	Dwell Time	PASS
G	Duty Cycle Correction Factor (DCCF)	PASS
H	Band edge and Spurious Emissions(coducted)	PASS

**Appendix A: Peak Output Power**

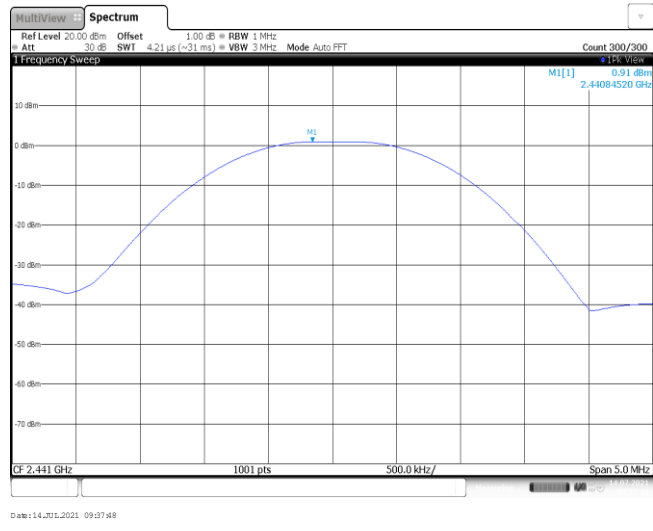
Modulation type	Channel	Output power (dBm)	Average Output power (dBm)	Limit (dBm)	Result
GFSK	00	-0.87	-0.88	≤ 30.00	Pass
	39	0.91	0.89		
	78	1.88	1.87		
π/4DQPSK	00	0.06	-0.40	≤ 21.00	Pass
	39	1.67	1.23		
	78	2.55	2.18		
8DPSK	00	0.50	-0.12	≤ 21.00	Pass
	39	1.99	1.41		
	78	2.87	2.34		

**Modulation Type: GFSK**

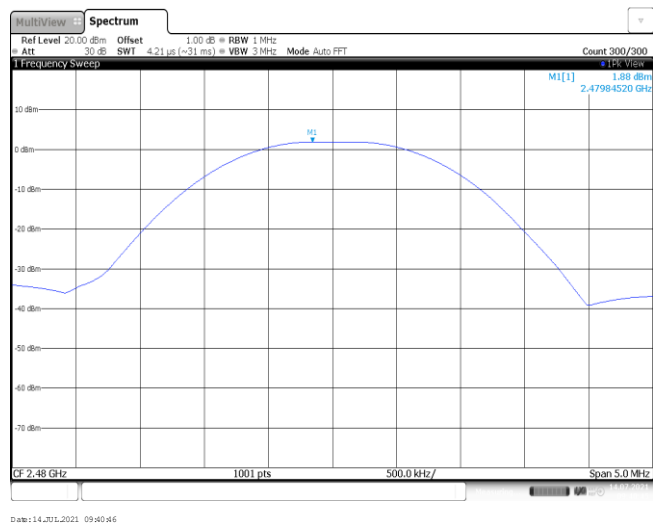
CH00



CH39

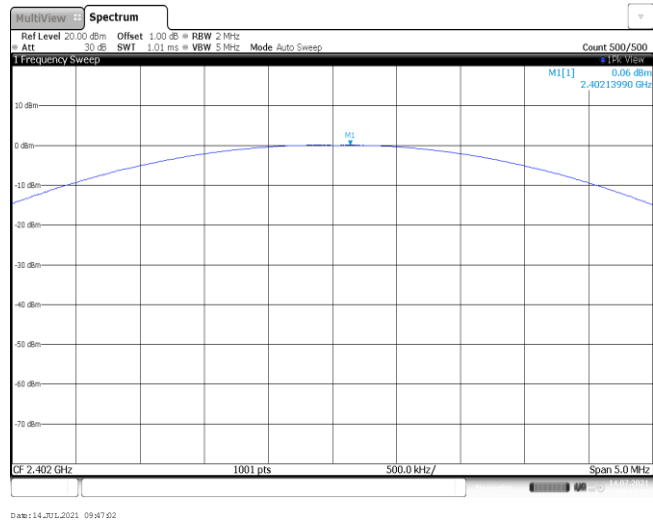


CH78

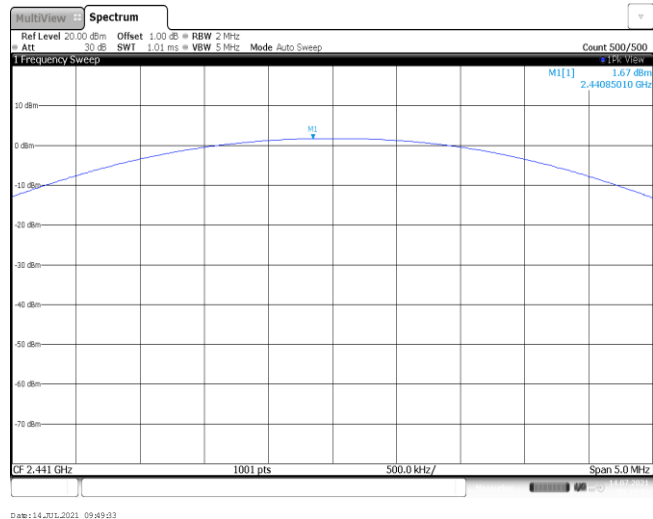


**Modulation Type:**  $\pi/4$ DQPSK

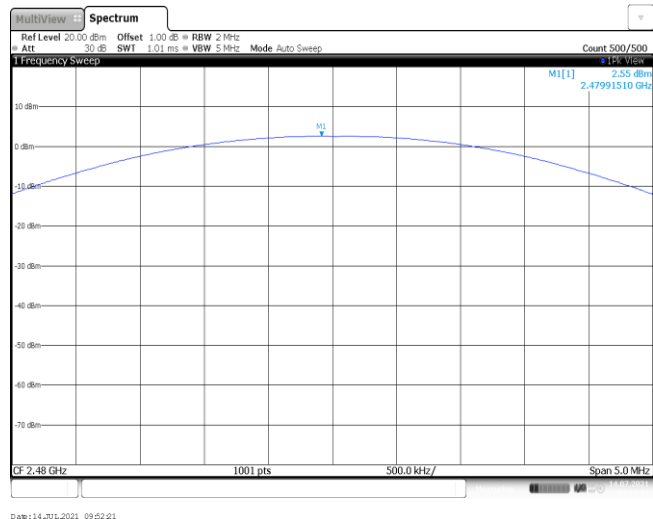
CH00



CH39

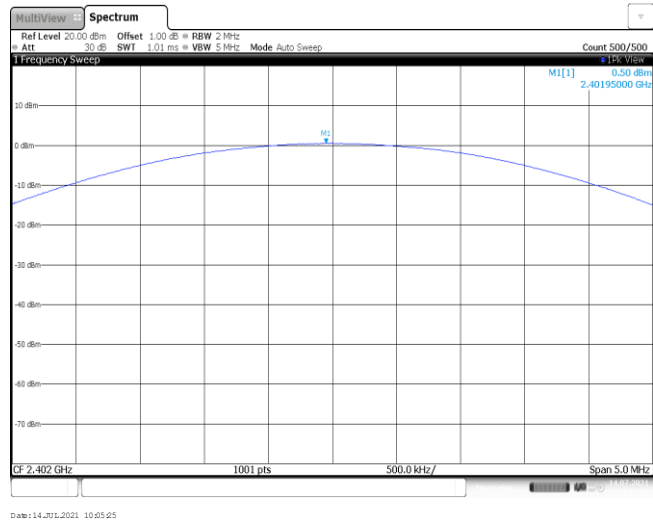


CH78

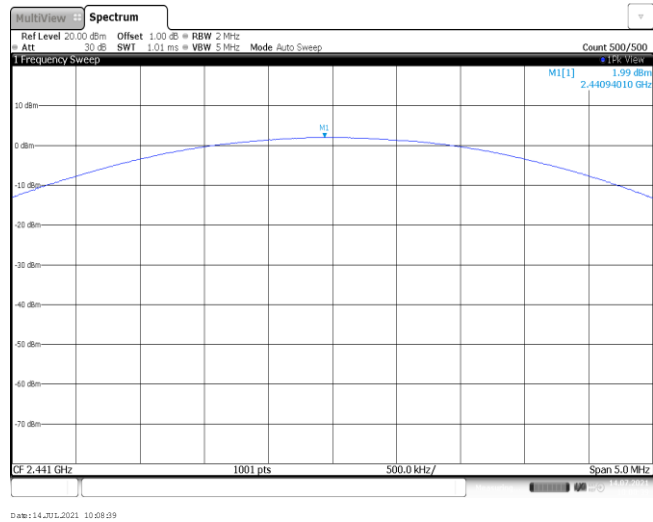


**Modulation Type: 8DPSK**

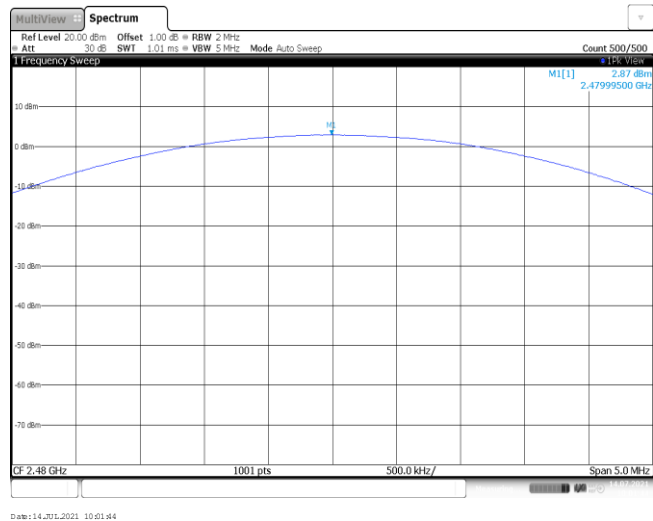
CH00



CH39



CH78

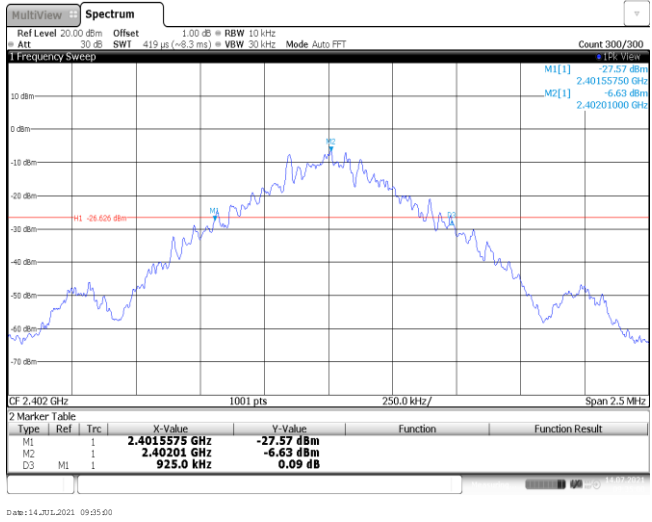


**Appendix B : 20 dB Bandwidth**

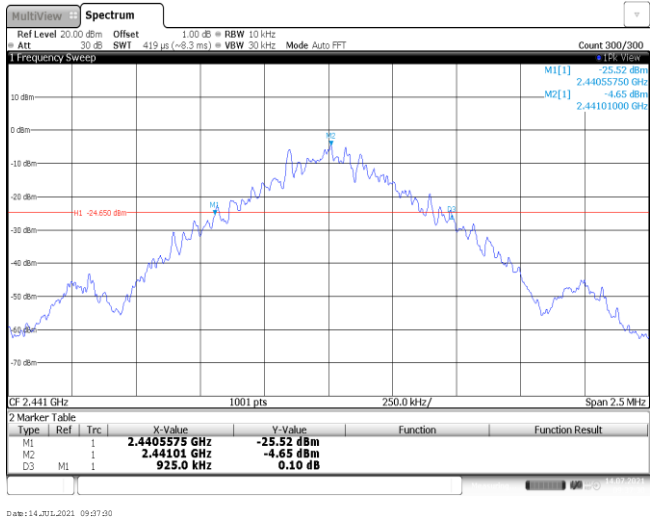
Modulation type	Channel	20 dB Bandwidth (kHz)	Limit (kHz)	Result
GFSK	00	925.00	-	Pass
	39	925.00		
	78	925.00		
$\pi/4$ DQPSK	00	1320.00	-	Pass
	39	1327.50		
	78	1327.50		
8DPSK	00	1302.50	-	Pass
	39	1302.50		
	78	1325.00		

**Modulation Type: GFSK**

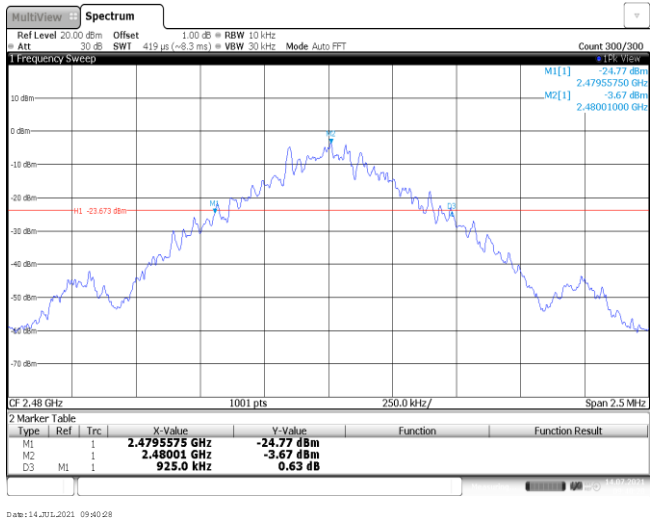
CH00



CH39

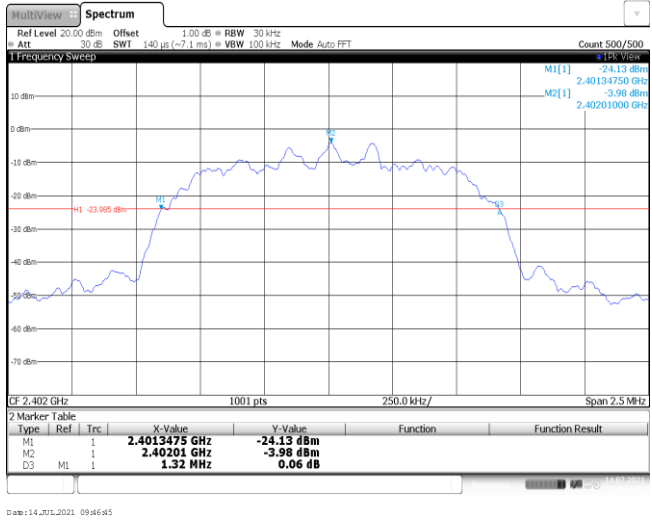


CH78

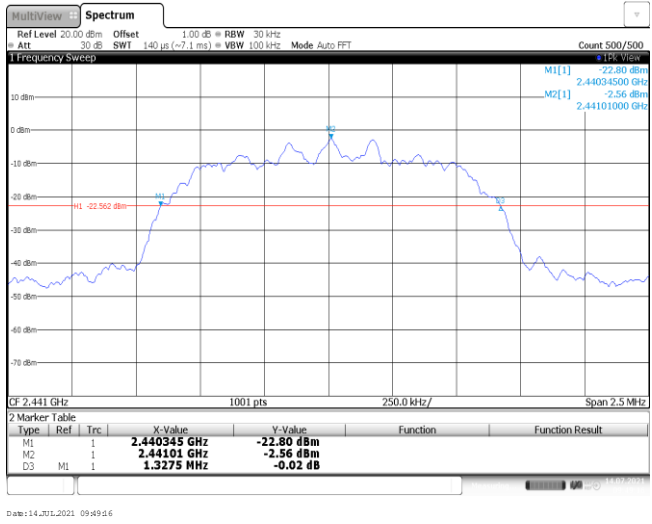


**Modulation Type:**  $\pi/4$ DQPSK

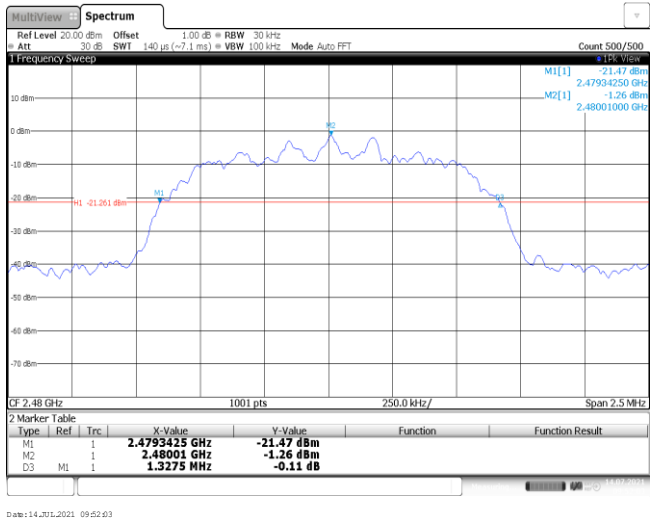
CH00



CH39



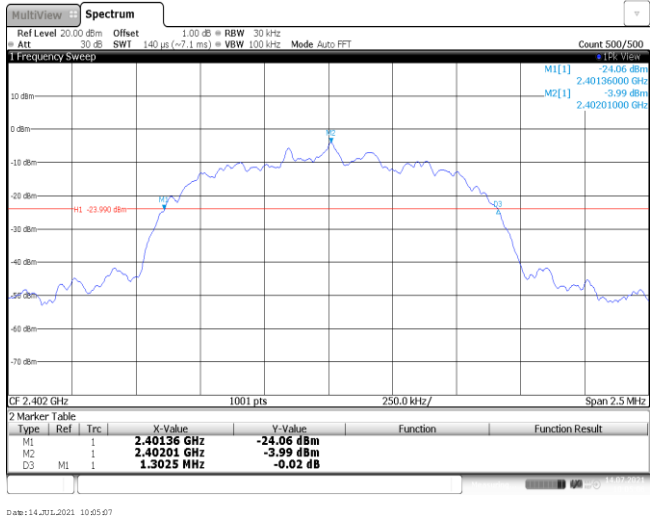
CH78



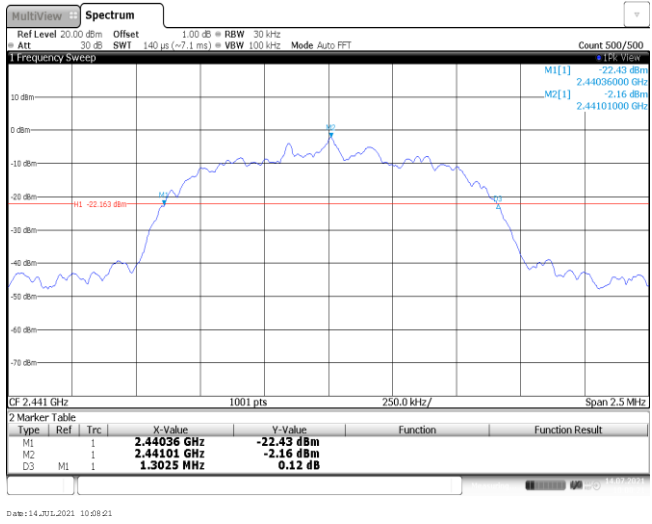


**Modulation Type: 8DPSK**

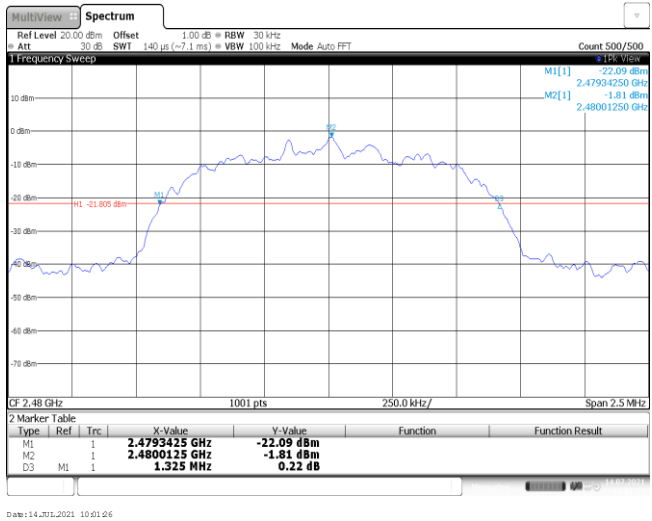
CH00



CH39



CH78

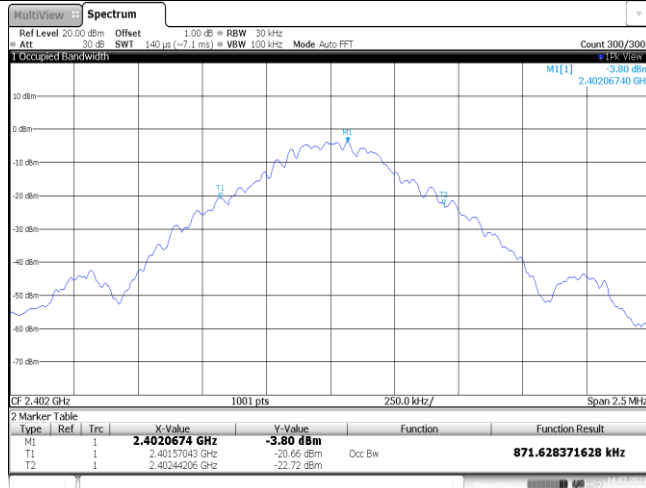


**Appendix C: 99% Occupied Bandwidth**

Modulation type	Channel	99% Occupied Bandwidth (MHz)	Limit (MHz)	Result
GFSK	00	0.87	-	Pass
	39	0.88		
	78	0.87		
$\pi/4$ DQPSK	00	1.18	-	Pass
	39	1.18		
	78	1.19		
8DPSK	00	1.18	-	Pass
	39	1.19		
	78	1.20		

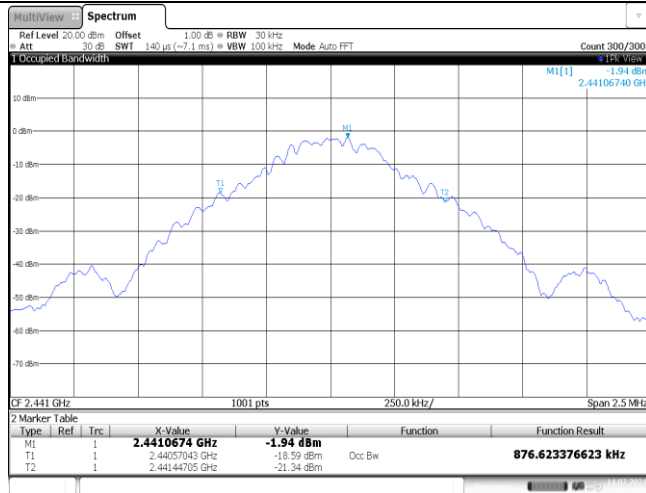
**Modulation Type: GFSK**

CH00



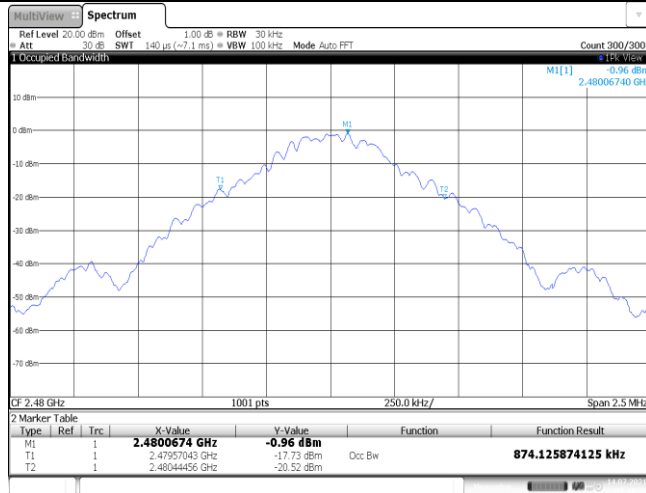
Date:14\_701\_2021 09:25:09

CH39



Date:14\_701\_2021 09:27:28

CH78



Date:14\_701\_2021 09:40:26

**Modulation Type:**  **$\pi/4$ DQPSK**

CH00



Date:14\_701\_2021 09:46:53

CH39



Date:14\_701\_2021 09:49:24

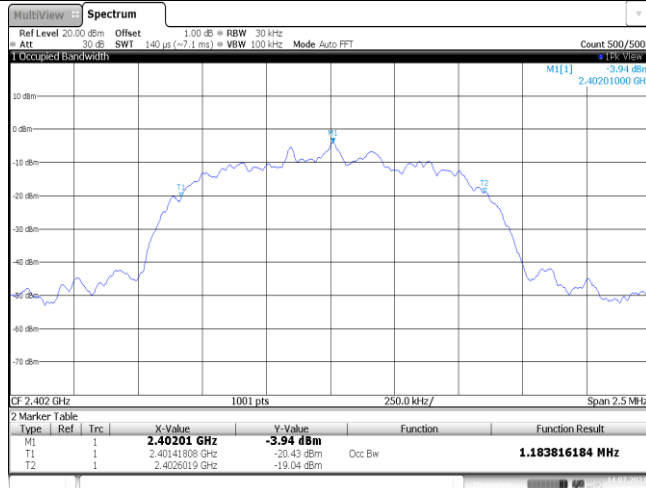
CH78



Date:14\_701\_2021 09:52:22

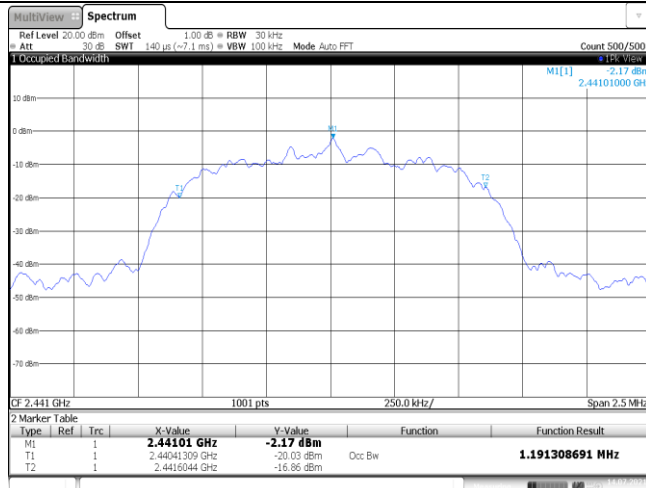
**Modulation Type: 8DPSK**

CH00



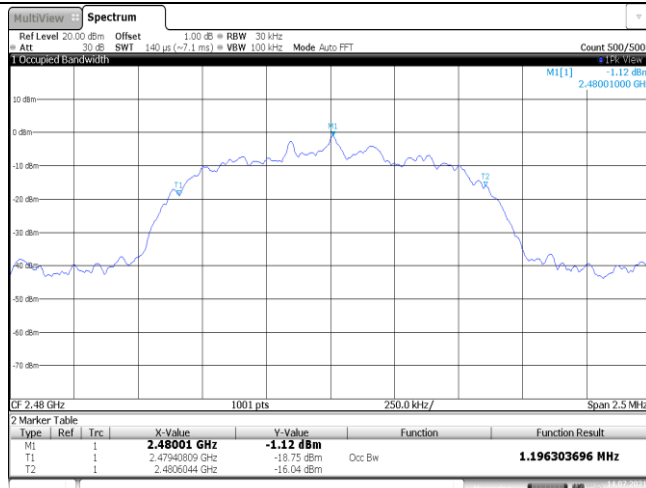
Date: 14\_701\_2021 10:25:05

CH39



Date: 14\_701\_2021 10:28:29

CH78



Date: 14\_701\_2021 10:21:25

**Appendix D: Carrier Frequencies Separation**

Modulation type	Channel	Carrier Frequencies Separation (MHz)	Limit (kHz) *	Result
GFSK	39	1.00	≥925.00	Pass
$\pi/4$ DQPSK	39	1.00	≥885.00	Pass
8DPSK	39	1.00	≥883.33	Pass

**Note:**

\*: GFSK limit = The maximum 20 dB Bandwidth for GFSK modulation on the appendix B.

$\pi/4$ DQPSK limit =  $2/3$  \* The maximum 20 dB Bandwidth for  $\pi/4$ DQPSK modulation on the appendix B.

8DPSK limit =  $2/3$  \* The maximum 20 dB Bandwidth for 8DPSK modulation on the appendix B

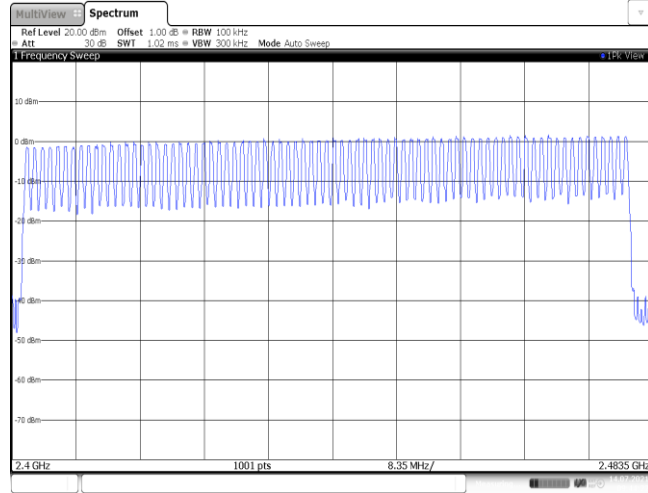
<p style="text-align: center;">GFSK</p>	<p>MultiView Spectrum          Ref Level 20.00 dBm Offset 1.00 dB RBW 30 kHz          Att 30 dB SWI 140 <math>\mu</math>s (~7.0 ms) VBW 100 kHz Mode Auto FFT          Count 100/100          1 Frequency Sweep          M[1] -2.10 dBm          2.44098708 GHz          D[1] -0.08 dB          1.00200 MHz          2.44 GHz 1001 pts 300.0 kHz/ 2.443 GHz          Date:14 Jul 2021 09:43:06</p>
<p style="text-align: center;"><math>\pi/4</math>DQPSK</p>	<p>MultiView Spectrum          Ref Level 20.00 dBm Offset 1.00 dB RBW 30 kHz          Att 30 dB SWI 140 <math>\mu</math>s (~7.0 ms) VBW 100 kHz Mode Auto FFT          Count 100/100          1 Frequency Sweep          M[1] -3.06 dBm          2.44101100 GHz          D[1] 0.06 dB          1.00200 MHz          2.44 GHz 1001 pts 300.0 kHz/ 2.443 GHz          Date:14 Jul 2021 09:55:28</p>
<p style="text-align: center;">8DPSK</p>	<p>MultiView Spectrum          Ref Level 20.00 dBm Offset 1.00 dB RBW 30 kHz          Att 30 dB SWI 140 <math>\mu</math>s (~7.0 ms) VBW 100 kHz Mode Auto FFT          Count 100/100          1 Frequency Sweep          M[1] -2.20 dBm          2.44108800 GHz          D[1] -1.25 dB          1.00201 MHz          2.44 GHz 1001 pts 300.0 kHz/ 2.443 GHz          Date:14 Jul 2021 10:43:21</p>

**Appendix E: Hopping Channel Number**

Modulation type	Channel number	Limit	Result
GFSK	79	≥15.00	Pass
π/4DQPSK	79		
8DPSK	79		

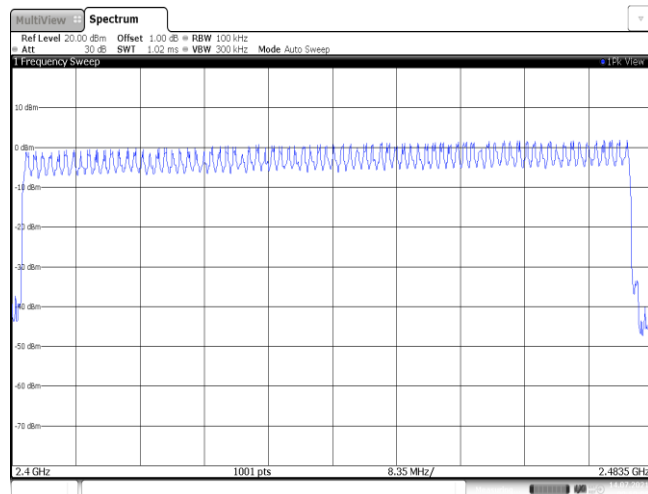


GFSK



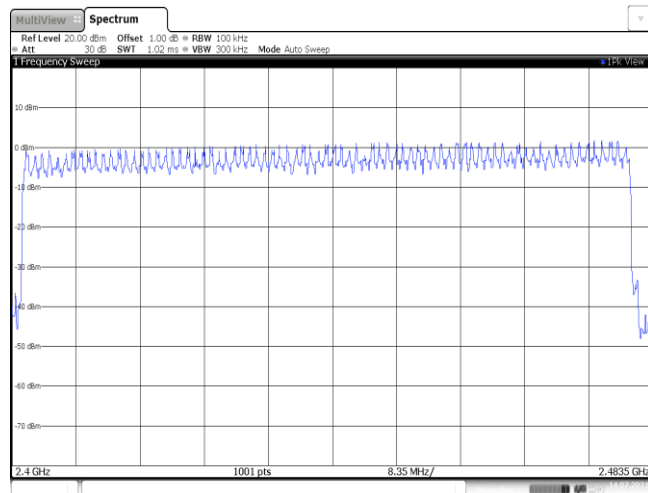
Date:14.10.2021 09:44:21

$\pi/4$ DQPSK



Date:14.10.2021 09:59:09

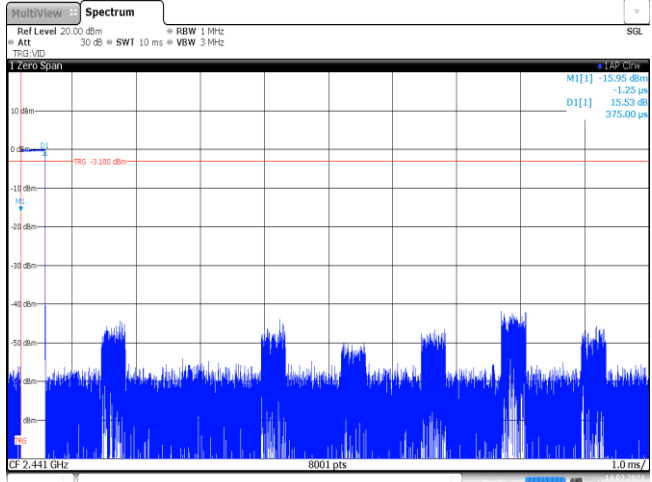
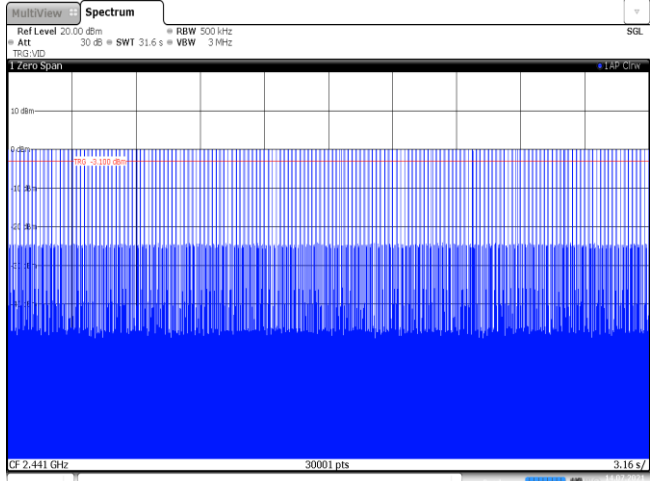
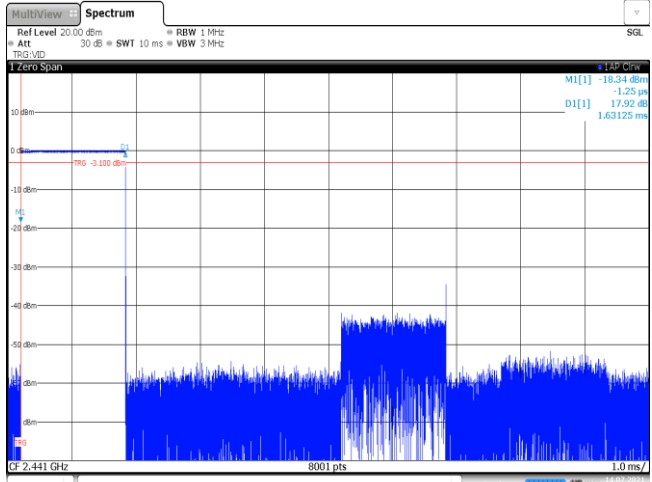
8DPSK



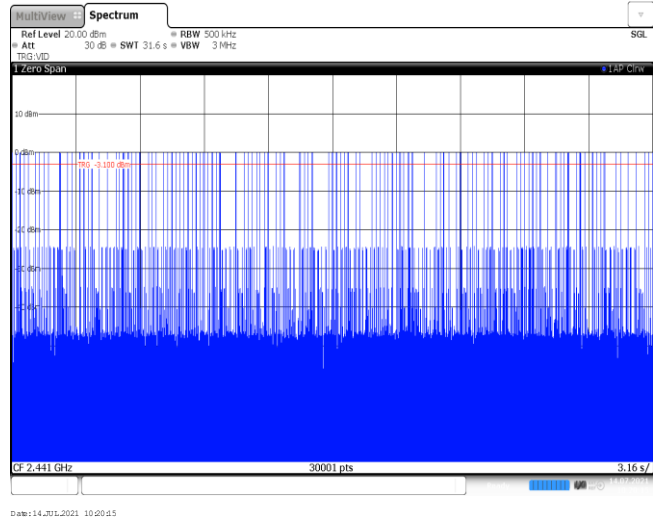
Date:14.10.2021 10:16:03

**Appendix F: Dwell Time**

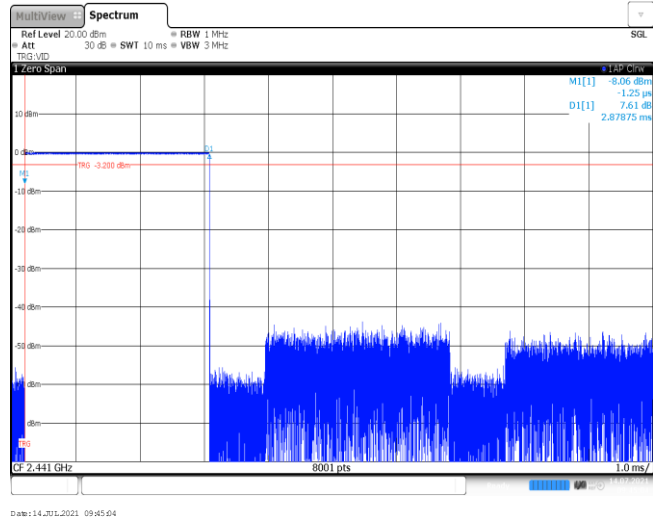
Modulation type	Packet	Burst Width [ms]	Total Hops[hop*ch]	Dwell time (Second)	Limit (Second)	Result
GFSK	DH1	0.38	320	0.12	≤ 0.40	Pass
	DH3	1.63	157	0.26		
	DH5	2.88	111	0.32		
π/4DQPSK	2DH1	0.39	321	0.13	≤ 0.40	Pass
	2DH3	1.64	161	0.26		
	2DH5	2.88	102	0.29		
8DPSK	3DH1	0.39	321	0.13	≤ 0.40	Pass
	3DH3	1.64	153	0.25		
	3DH5	2.89	120	0.35		

Modulation Type:	GFSK
<p>DH1 Burst width</p>	 <p>The plot shows a spectrum with a carrier frequency of 2.441 GHz. The y-axis represents power in dBm, ranging from -80 to 10. The x-axis represents time in milliseconds, ranging from 0 to 1.0 ms. The signal shows several distinct bursts of activity. A red horizontal line indicates a trigger level (TRG) at -3.100 dBm. Measurement data on the right side of the plot includes: M1[1] -15.55 dBm, -1.25 μs; D1[1] 15.53 dB, 375.00 μs.</p>
<p>DH1 Burst number</p>	 <p>The plot shows a spectrum with a carrier frequency of 2.441 GHz. The y-axis represents power in dBm, ranging from -80 to 10. The x-axis represents time in seconds, ranging from 0 to 3.16 s. The signal shows a dense, continuous burst of activity. A red horizontal line indicates a trigger level (TRG) at -3.100 dBm. Measurement data on the right side of the plot includes: M1[1] -18.34 dBm, -1.25 μs; D1[1] 17.92 dB, 1.63125 ms.</p>
<p>DH3 Burst width</p>	 <p>The plot shows a spectrum with a carrier frequency of 2.441 GHz. The y-axis represents power in dBm, ranging from -80 to 10. The x-axis represents time in milliseconds, ranging from 0 to 1.0 ms. The signal shows a single, distinct burst of activity. A red horizontal line indicates a trigger level (TRG) at -3.100 dBm. Measurement data on the right side of the plot includes: M1[1] -18.34 dBm, -1.25 μs; D1[1] 17.92 dB, 1.63125 ms.</p>

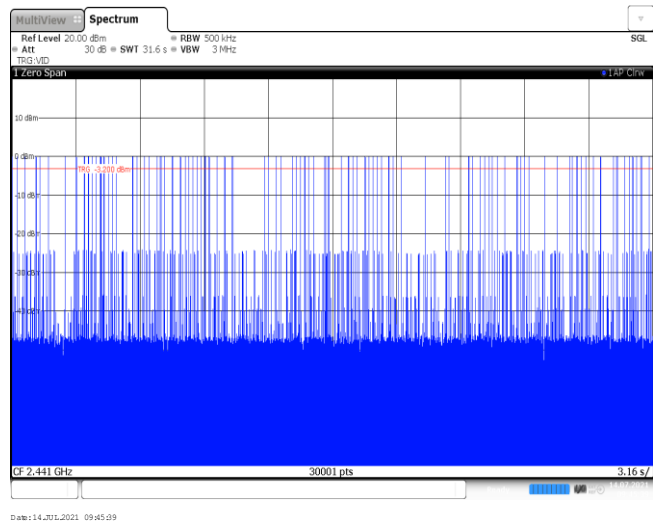
DH3  
Burst number



DH5  
Burst width

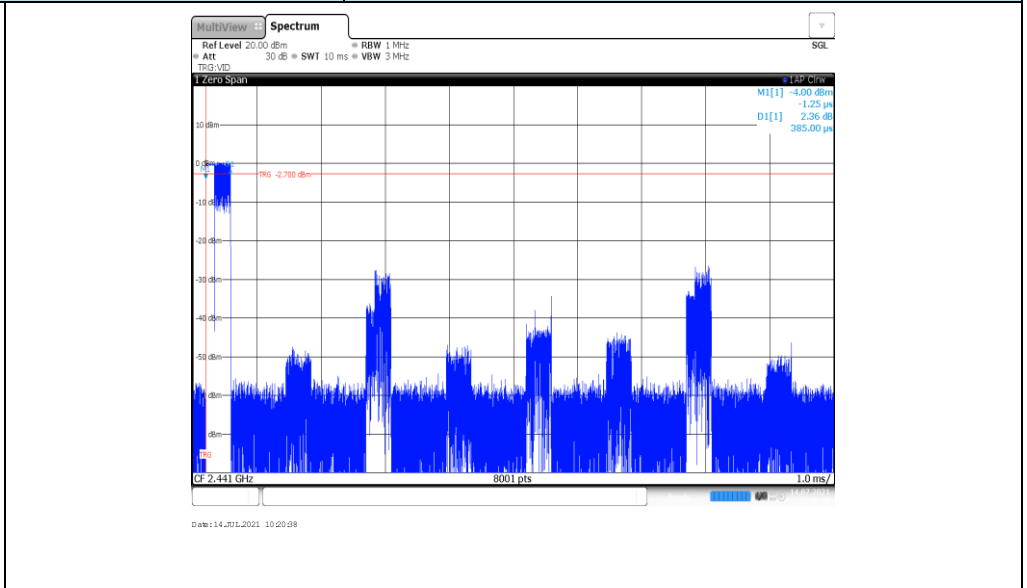


DH5  
Burst number

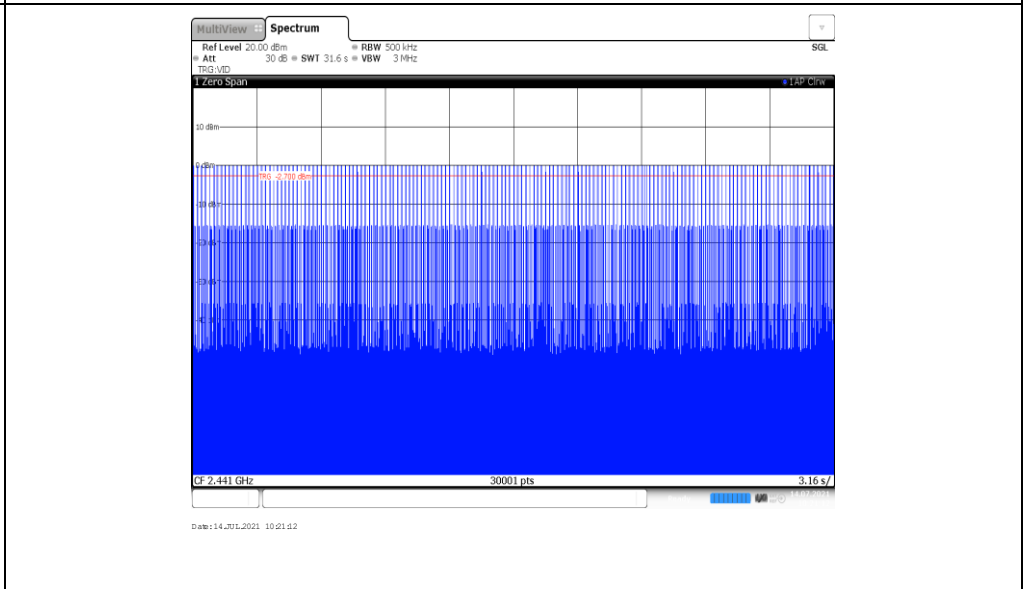


**Modulation Type:**  $\pi/4$ DQPSK

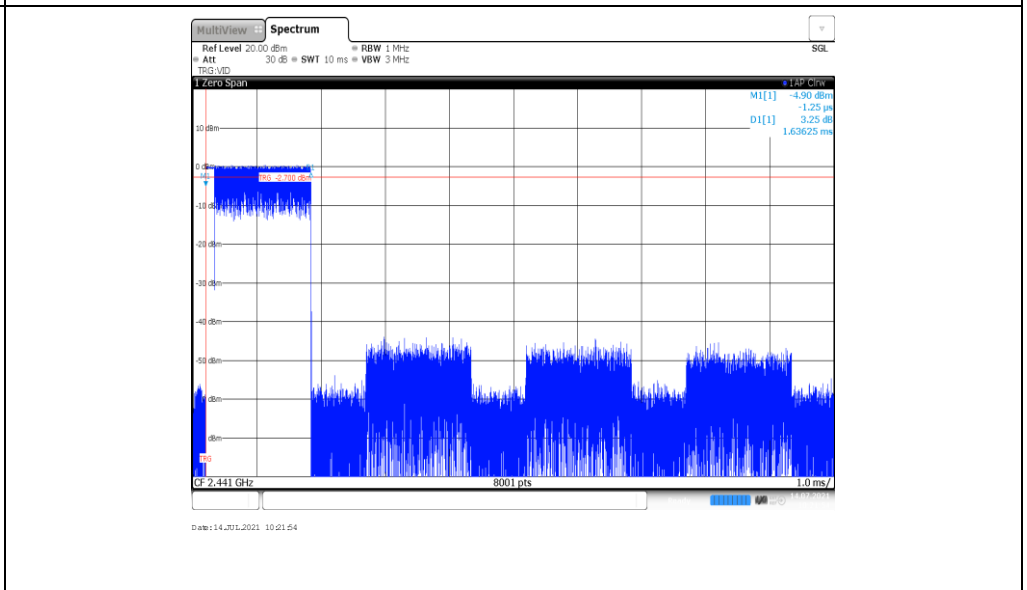
2DH1  
Burst width



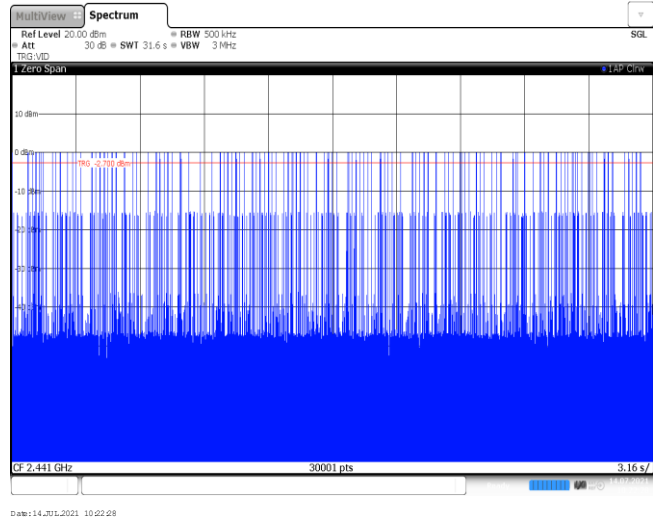
2DH1  
Burst number



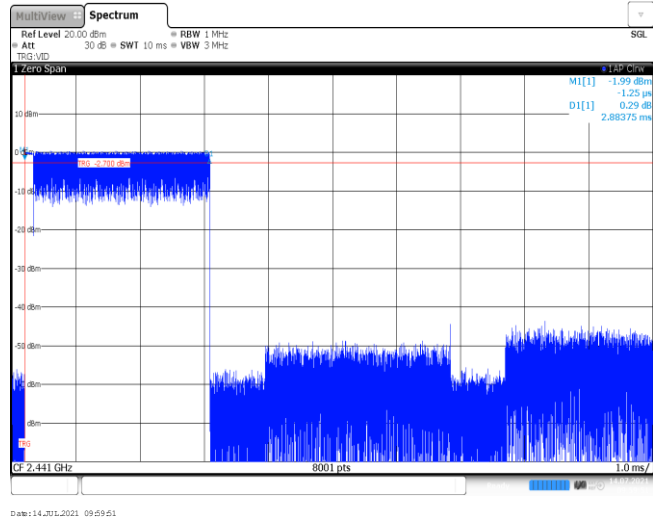
2DH3  
Burst width



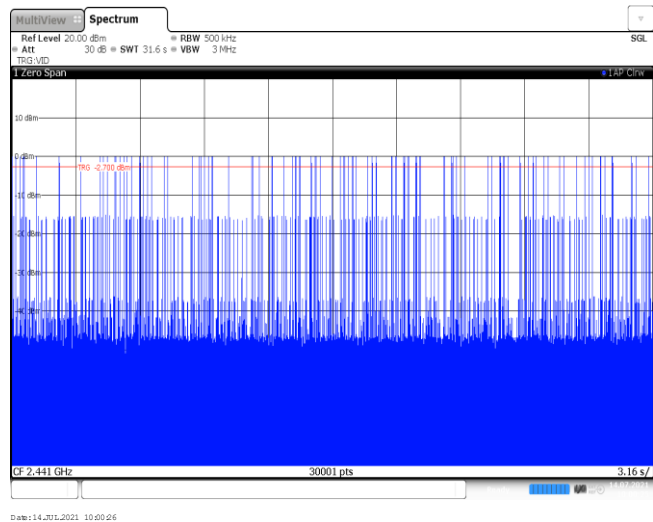
2DH3  
Burst number



2DH5  
Burst width

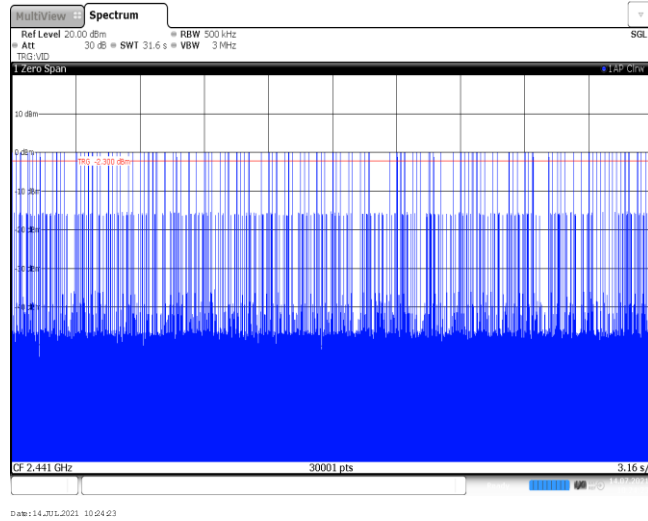


2DH5  
Burst number

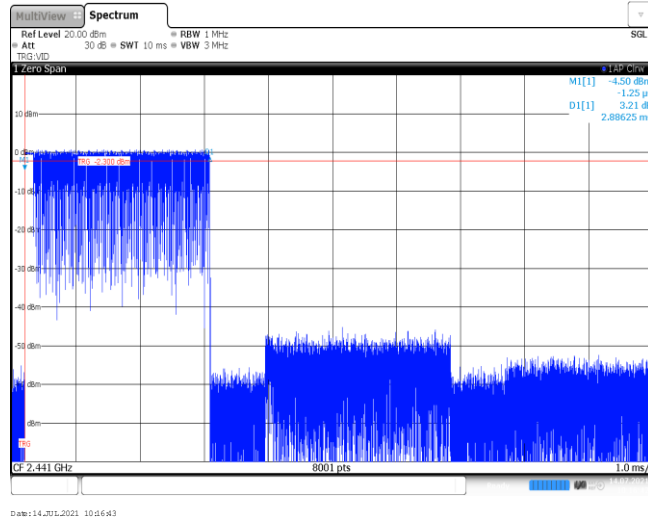


Modulation Type: 8DPSK	
3DH1 Burst width	
3DH1 Burst number	
3DH3 Burst width	

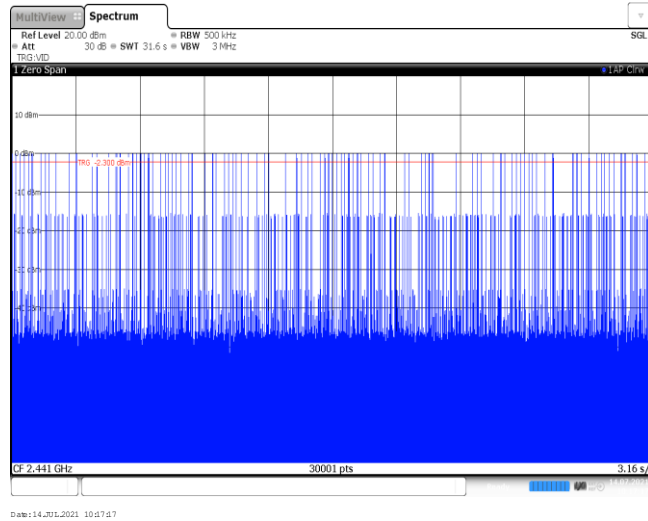
3DH3  
Burst number



3DH5  
Burst width



3DH5  
Burst number



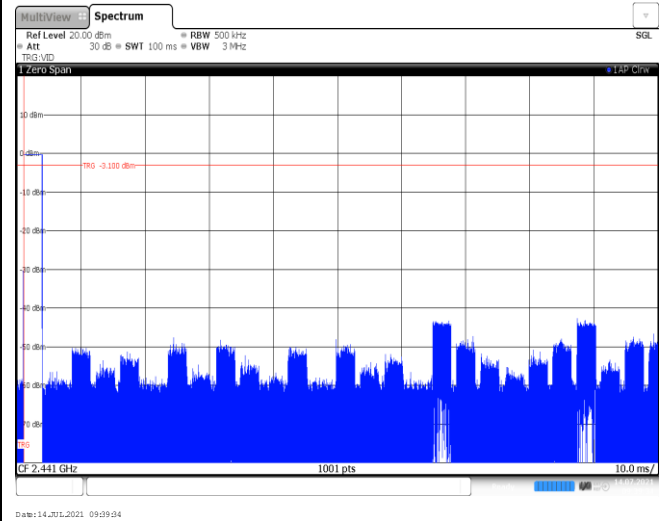
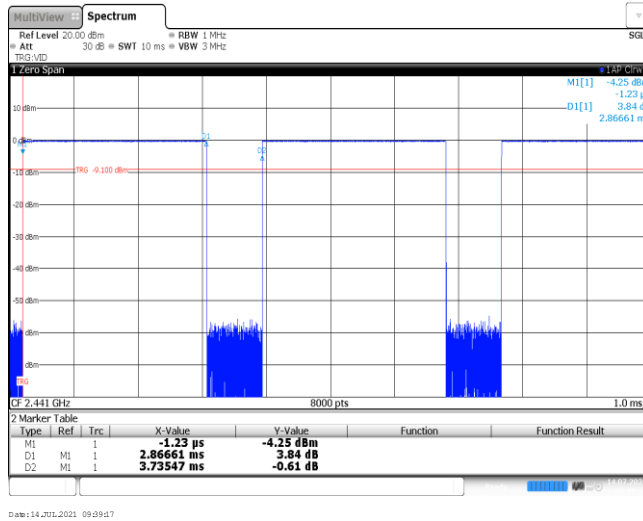


**Appendix G: Duty Cycle Correction Factor (DCCF)****DCCF Calculate Formula**

$$\text{DCCF} = 20 * \text{Log}(\text{duty cycle}) = 20 * \text{Log}(T_{\text{on time}} / T_{\text{period}})$$

Modulation type	Test Frequency (MHz)	T <sub>on time</sub> for single burst [ms]	T <sub>period</sub> [ms]	Burst Quantity	DCCF [dB]
GFSK	2441	2.87	100	1	-30.84
$\pi/4$ DQPSK	2441	2.87	100	1	-30.84
8DPSK	2441	2.88	100	3	-21.27

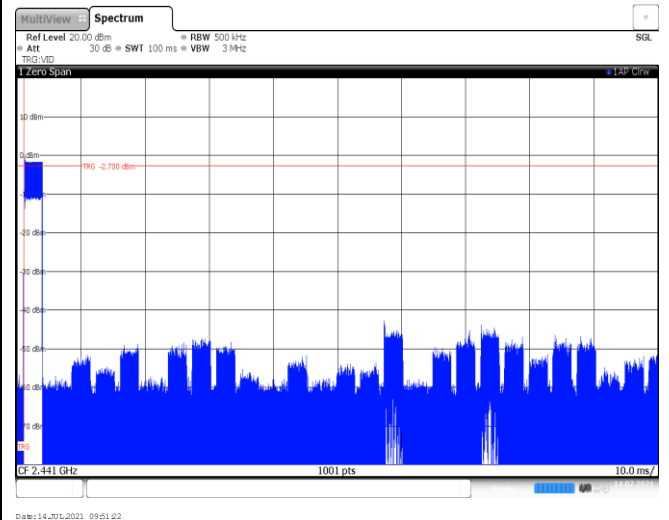
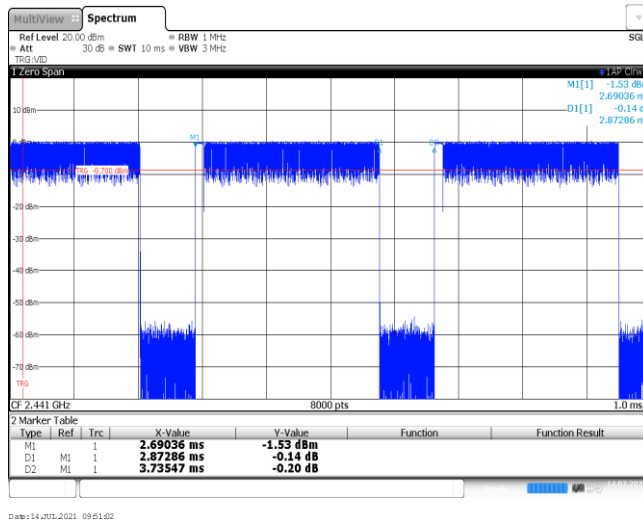
GFSK



Ton time for single burst

Burst Quantity

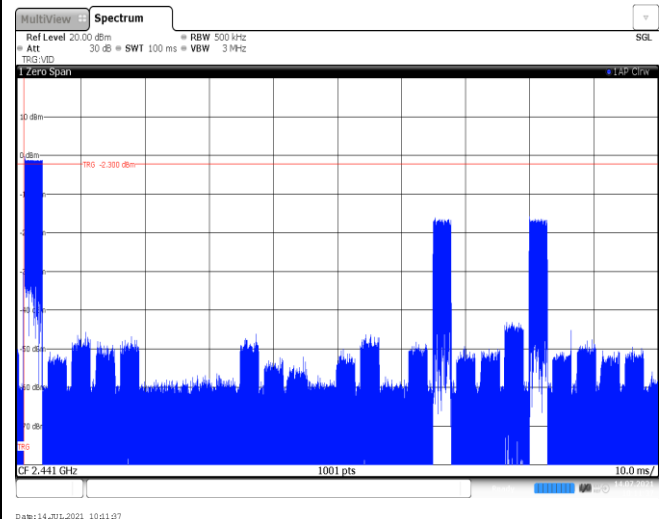
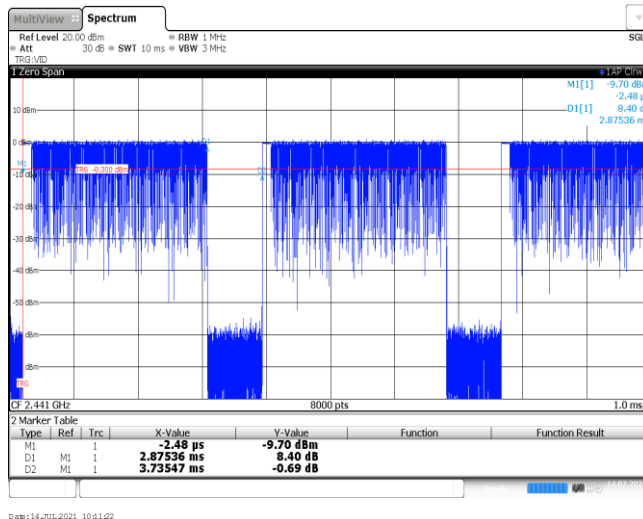
$\pi/4$  DQPSK



Ton time for single burst

Burst Quantity

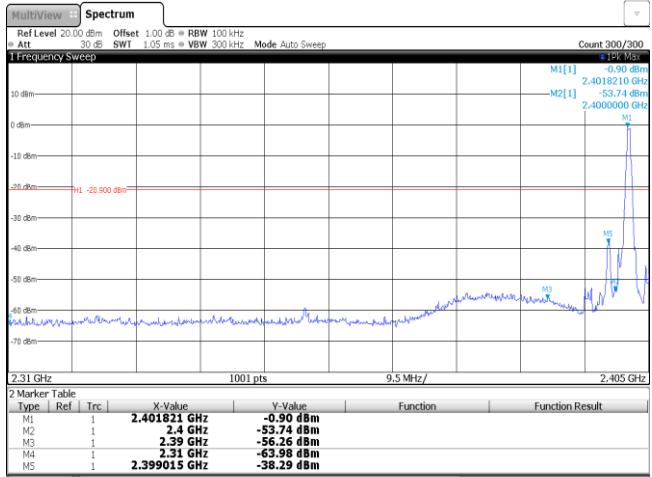
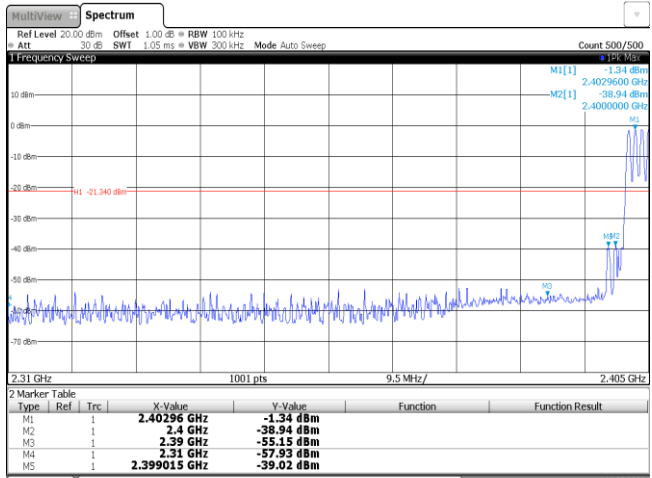
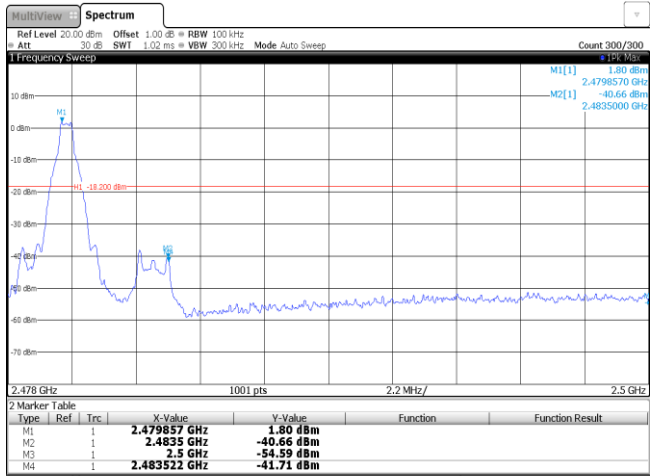
8DPSK



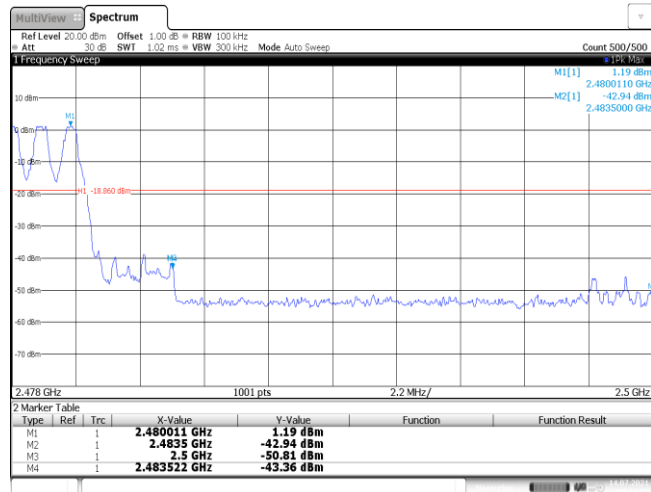
Ton time for single burst

Burst Quantity

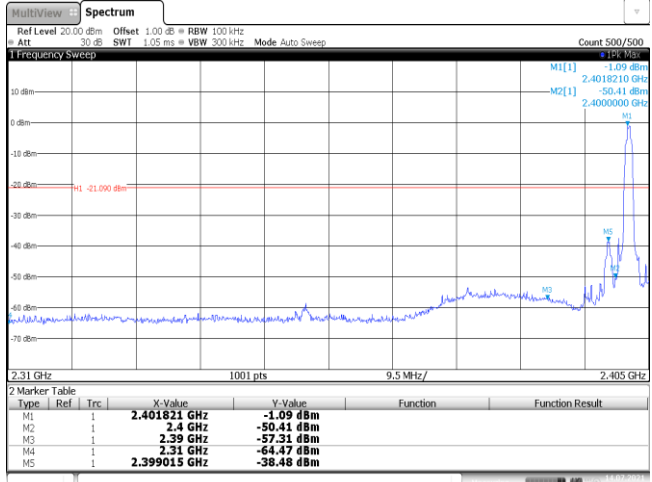
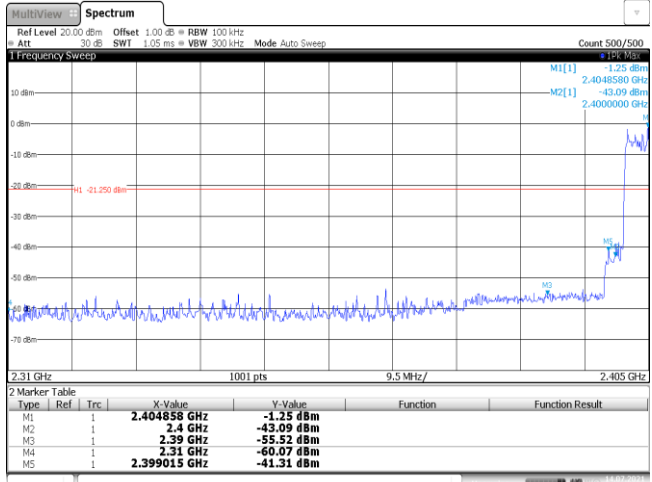
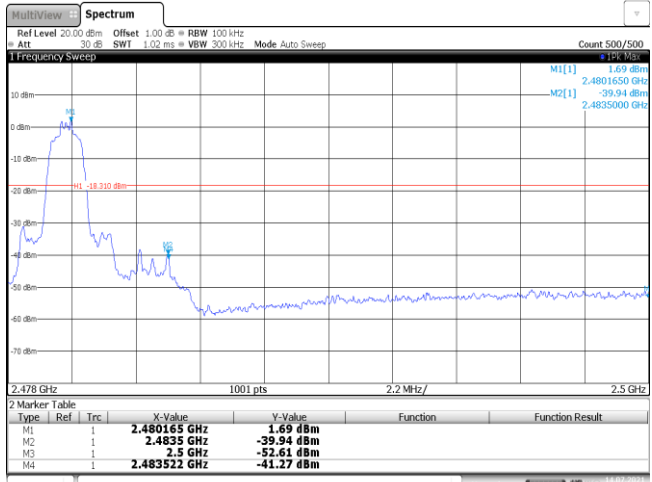
**Appendix H: Band edge and Spurious Emissions (conducted)**

Test Item:	Band edge	Modulation type:	GFSK																																										
<p>CH00 No hopping mode</p>	 <table border="1" data-bbox="683 739 1337 828"> <thead> <tr> <th>Type</th> <th>Ref</th> <th>Trc</th> <th>X-Value</th> <th>Y-Value</th> <th>Function</th> <th>Function Result</th> </tr> </thead> <tbody> <tr> <td>M1</td> <td>1</td> <td></td> <td>2.401821 GHz</td> <td>-0.90 dBm</td> <td></td> <td></td> </tr> <tr> <td>M2</td> <td>1</td> <td></td> <td>2.4 GHz</td> <td>-53.74 dBm</td> <td></td> <td></td> </tr> <tr> <td>M3</td> <td>1</td> <td></td> <td>2.39 GHz</td> <td>-56.26 dBm</td> <td></td> <td></td> </tr> <tr> <td>M4</td> <td>1</td> <td></td> <td>2.31 GHz</td> <td>-63.98 dBm</td> <td></td> <td></td> </tr> <tr> <td>M5</td> <td>1</td> <td></td> <td>2.399015 GHz</td> <td>-38.29 dBm</td> <td></td> <td></td> </tr> </tbody> </table> <p>Date: 14.10.2021 09:05:23</p>			Type	Ref	Trc	X-Value	Y-Value	Function	Function Result	M1	1		2.401821 GHz	-0.90 dBm			M2	1		2.4 GHz	-53.74 dBm			M3	1		2.39 GHz	-56.26 dBm			M4	1		2.31 GHz	-63.98 dBm			M5	1		2.399015 GHz	-38.29 dBm		
Type	Ref	Trc	X-Value	Y-Value	Function	Function Result																																							
M1	1		2.401821 GHz	-0.90 dBm																																									
M2	1		2.4 GHz	-53.74 dBm																																									
M3	1		2.39 GHz	-56.26 dBm																																									
M4	1		2.31 GHz	-63.98 dBm																																									
M5	1		2.399015 GHz	-38.29 dBm																																									
<p>CH00 Hopping mode</p>	 <table border="1" data-bbox="683 1285 1337 1375"> <thead> <tr> <th>Type</th> <th>Ref</th> <th>Trc</th> <th>X-Value</th> <th>Y-Value</th> <th>Function</th> <th>Function Result</th> </tr> </thead> <tbody> <tr> <td>M1</td> <td>1</td> <td></td> <td>2.40296 GHz</td> <td>-1.34 dBm</td> <td></td> <td></td> </tr> <tr> <td>M2</td> <td>1</td> <td></td> <td>2.4 GHz</td> <td>-38.94 dBm</td> <td></td> <td></td> </tr> <tr> <td>M3</td> <td>1</td> <td></td> <td>2.39 GHz</td> <td>-55.15 dBm</td> <td></td> <td></td> </tr> <tr> <td>M4</td> <td>1</td> <td></td> <td>2.31 GHz</td> <td>-57.93 dBm</td> <td></td> <td></td> </tr> <tr> <td>M5</td> <td>1</td> <td></td> <td>2.399015 GHz</td> <td>-39.02 dBm</td> <td></td> <td></td> </tr> </tbody> </table> <p>Date: 14.10.2021 09:44:08</p>			Type	Ref	Trc	X-Value	Y-Value	Function	Function Result	M1	1		2.40296 GHz	-1.34 dBm			M2	1		2.4 GHz	-38.94 dBm			M3	1		2.39 GHz	-55.15 dBm			M4	1		2.31 GHz	-57.93 dBm			M5	1		2.399015 GHz	-39.02 dBm		
Type	Ref	Trc	X-Value	Y-Value	Function	Function Result																																							
M1	1		2.40296 GHz	-1.34 dBm																																									
M2	1		2.4 GHz	-38.94 dBm																																									
M3	1		2.39 GHz	-55.15 dBm																																									
M4	1		2.31 GHz	-57.93 dBm																																									
M5	1		2.399015 GHz	-39.02 dBm																																									
<p>CH78 No hopping mode</p>	 <table border="1" data-bbox="683 1836 1337 1921"> <thead> <tr> <th>Type</th> <th>Ref</th> <th>Trc</th> <th>X-Value</th> <th>Y-Value</th> <th>Function</th> <th>Function Result</th> </tr> </thead> <tbody> <tr> <td>M1</td> <td>1</td> <td></td> <td>2.479857 GHz</td> <td>1.80 dBm</td> <td></td> <td></td> </tr> <tr> <td>M2</td> <td>1</td> <td></td> <td>2.4835 GHz</td> <td>-40.66 dBm</td> <td></td> <td></td> </tr> <tr> <td>M3</td> <td>1</td> <td></td> <td>2.5 GHz</td> <td>-54.59 dBm</td> <td></td> <td></td> </tr> <tr> <td>M4</td> <td>1</td> <td></td> <td>2.483522 GHz</td> <td>-41.71 dBm</td> <td></td> <td></td> </tr> </tbody> </table> <p>Date: 14.10.2021 09:41:20</p>			Type	Ref	Trc	X-Value	Y-Value	Function	Function Result	M1	1		2.479857 GHz	1.80 dBm			M2	1		2.4835 GHz	-40.66 dBm			M3	1		2.5 GHz	-54.59 dBm			M4	1		2.483522 GHz	-41.71 dBm									
Type	Ref	Trc	X-Value	Y-Value	Function	Function Result																																							
M1	1		2.479857 GHz	1.80 dBm																																									
M2	1		2.4835 GHz	-40.66 dBm																																									
M3	1		2.5 GHz	-54.59 dBm																																									
M4	1		2.483522 GHz	-41.71 dBm																																									

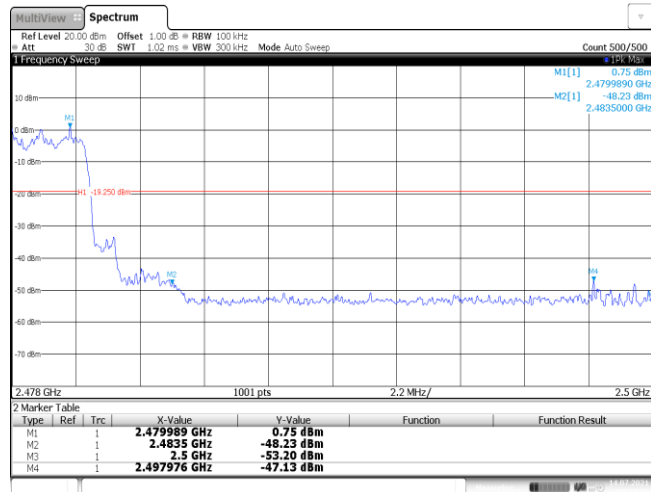
CH78  
Hopping mode



Date: 14.01.2021 09:44:53

Test Item:	Band edge	Modulation type:	$\pi/4$ DQPSK																																										
<p>CH00 No hopping mode</p>	 <table border="1" data-bbox="683 636 1337 734"> <thead> <tr> <th>Type</th> <th>Ref</th> <th>Trc</th> <th>X-Value</th> <th>Y-Value</th> <th>Function</th> <th>Function Result</th> </tr> </thead> <tbody> <tr> <td>M1</td> <td>1</td> <td></td> <td>2.401821 GHz</td> <td>-1.09 dBm</td> <td></td> <td></td> </tr> <tr> <td>M2</td> <td>1</td> <td></td> <td>2.4 GHz</td> <td>-50.41 dBm</td> <td></td> <td></td> </tr> <tr> <td>M3</td> <td>1</td> <td></td> <td>2.39 GHz</td> <td>-57.31 dBm</td> <td></td> <td></td> </tr> <tr> <td>M4</td> <td>1</td> <td></td> <td>2.31 GHz</td> <td>-64.47 dBm</td> <td></td> <td></td> </tr> <tr> <td>M5</td> <td>1</td> <td></td> <td>2.399015 GHz</td> <td>-38.48 dBm</td> <td></td> <td></td> </tr> </tbody> </table> <p>Date: 14.10.2021 09:47:54</p>			Type	Ref	Trc	X-Value	Y-Value	Function	Function Result	M1	1		2.401821 GHz	-1.09 dBm			M2	1		2.4 GHz	-50.41 dBm			M3	1		2.39 GHz	-57.31 dBm			M4	1		2.31 GHz	-64.47 dBm			M5	1		2.399015 GHz	-38.48 dBm		
Type	Ref	Trc	X-Value	Y-Value	Function	Function Result																																							
M1	1		2.401821 GHz	-1.09 dBm																																									
M2	1		2.4 GHz	-50.41 dBm																																									
M3	1		2.39 GHz	-57.31 dBm																																									
M4	1		2.31 GHz	-64.47 dBm																																									
M5	1		2.399015 GHz	-38.48 dBm																																									
<p>CH00 Hopping mode</p>	 <table border="1" data-bbox="683 1182 1337 1281"> <thead> <tr> <th>Type</th> <th>Ref</th> <th>Trc</th> <th>X-Value</th> <th>Y-Value</th> <th>Function</th> <th>Function Result</th> </tr> </thead> <tbody> <tr> <td>M1</td> <td>1</td> <td></td> <td>2.404858 GHz</td> <td>-1.25 dBm</td> <td></td> <td></td> </tr> <tr> <td>M2</td> <td>1</td> <td></td> <td>2.4 GHz</td> <td>-43.09 dBm</td> <td></td> <td></td> </tr> <tr> <td>M3</td> <td>1</td> <td></td> <td>2.39 GHz</td> <td>-55.52 dBm</td> <td></td> <td></td> </tr> <tr> <td>M4</td> <td>1</td> <td></td> <td>2.31 GHz</td> <td>-60.07 dBm</td> <td></td> <td></td> </tr> <tr> <td>M5</td> <td>1</td> <td></td> <td>2.399015 GHz</td> <td>-41.31 dBm</td> <td></td> <td></td> </tr> </tbody> </table> <p>Date: 14.10.2021 09:59:24</p>			Type	Ref	Trc	X-Value	Y-Value	Function	Function Result	M1	1		2.404858 GHz	-1.25 dBm			M2	1		2.4 GHz	-43.09 dBm			M3	1		2.39 GHz	-55.52 dBm			M4	1		2.31 GHz	-60.07 dBm			M5	1		2.399015 GHz	-41.31 dBm		
Type	Ref	Trc	X-Value	Y-Value	Function	Function Result																																							
M1	1		2.404858 GHz	-1.25 dBm																																									
M2	1		2.4 GHz	-43.09 dBm																																									
M3	1		2.39 GHz	-55.52 dBm																																									
M4	1		2.31 GHz	-60.07 dBm																																									
M5	1		2.399015 GHz	-41.31 dBm																																									
<p>CH78 No hopping mode</p>	 <table border="1" data-bbox="683 1738 1337 1827"> <thead> <tr> <th>Type</th> <th>Ref</th> <th>Trc</th> <th>X-Value</th> <th>Y-Value</th> <th>Function</th> <th>Function Result</th> </tr> </thead> <tbody> <tr> <td>M1</td> <td>1</td> <td></td> <td>2.480165 GHz</td> <td>1.69 dBm</td> <td></td> <td></td> </tr> <tr> <td>M2</td> <td>1</td> <td></td> <td>2.4835 GHz</td> <td>-39.94 dBm</td> <td></td> <td></td> </tr> <tr> <td>M3</td> <td>1</td> <td></td> <td>2.5 GHz</td> <td>-52.61 dBm</td> <td></td> <td></td> </tr> <tr> <td>M4</td> <td>1</td> <td></td> <td>2.483522 GHz</td> <td>-41.27 dBm</td> <td></td> <td></td> </tr> </tbody> </table> <p>Date: 14.10.2021 09:52:54</p>			Type	Ref	Trc	X-Value	Y-Value	Function	Function Result	M1	1		2.480165 GHz	1.69 dBm			M2	1		2.4835 GHz	-39.94 dBm			M3	1		2.5 GHz	-52.61 dBm			M4	1		2.483522 GHz	-41.27 dBm									
Type	Ref	Trc	X-Value	Y-Value	Function	Function Result																																							
M1	1		2.480165 GHz	1.69 dBm																																									
M2	1		2.4835 GHz	-39.94 dBm																																									
M3	1		2.5 GHz	-52.61 dBm																																									
M4	1		2.483522 GHz	-41.27 dBm																																									

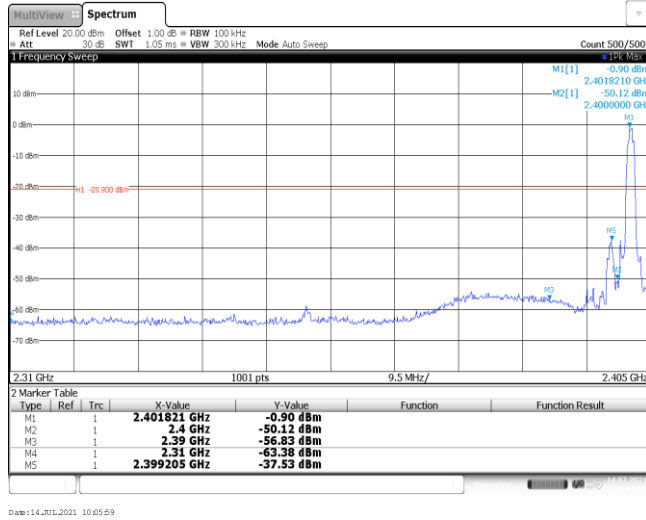
CH78  
Hopping mode



Date:14.01.2021 09:59:40

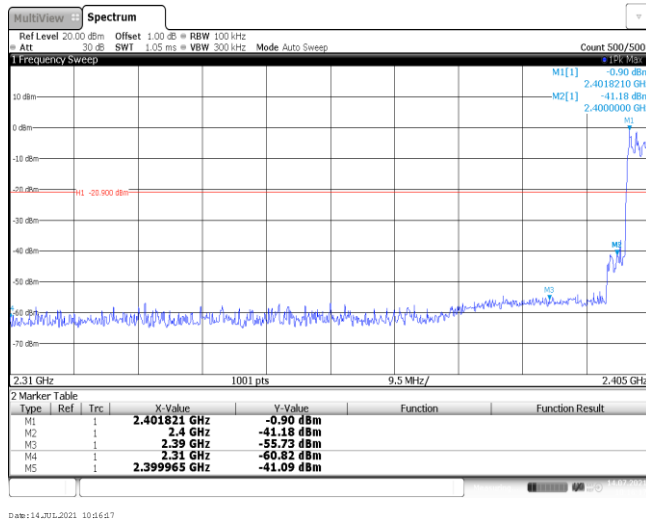
<b>Test Item:</b>	<b>Band edge</b>	<b>Modulation type:</b>	<b>8DPSK</b>
-------------------	------------------	-------------------------	--------------

CH00  
No hopping mode



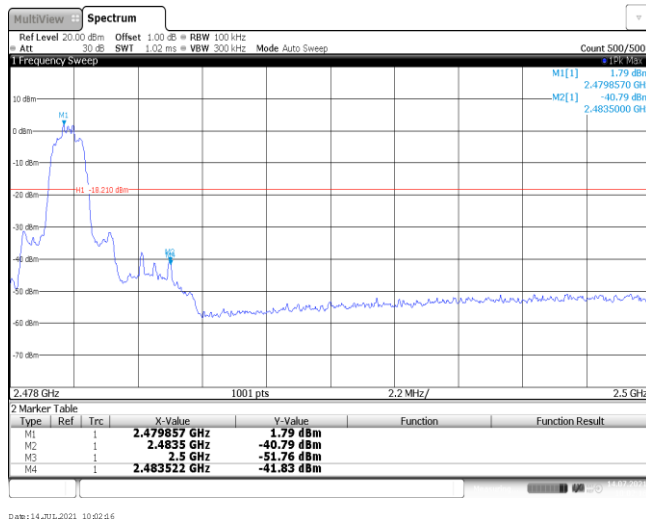
Date: 14.10.2021 10:25:59

CH00  
Hopping mode



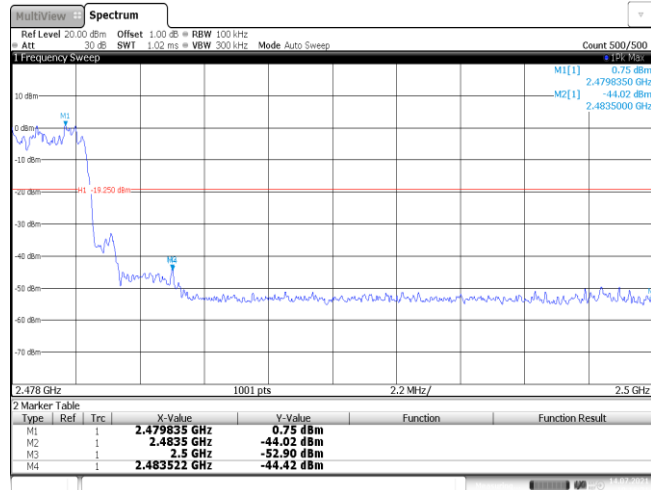
Date: 14.10.2021 10:26:17

CH78  
No hopping mode



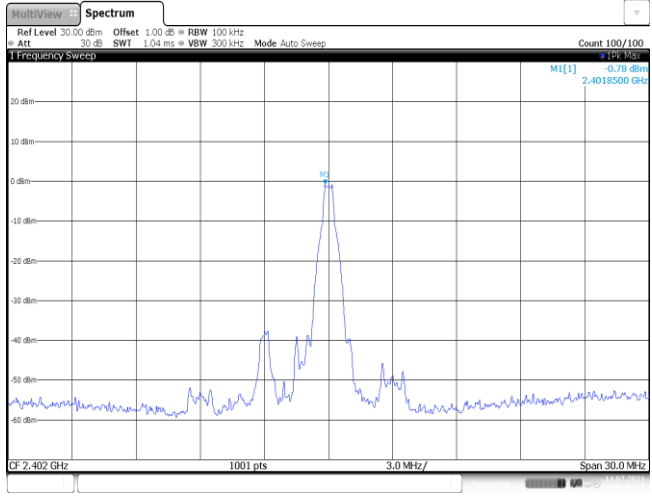
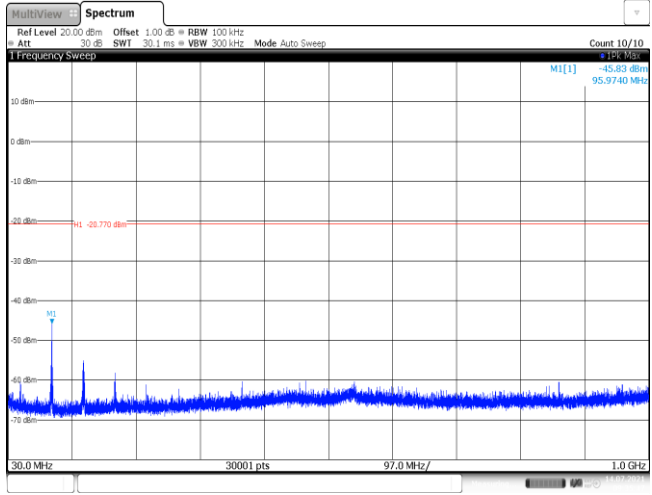
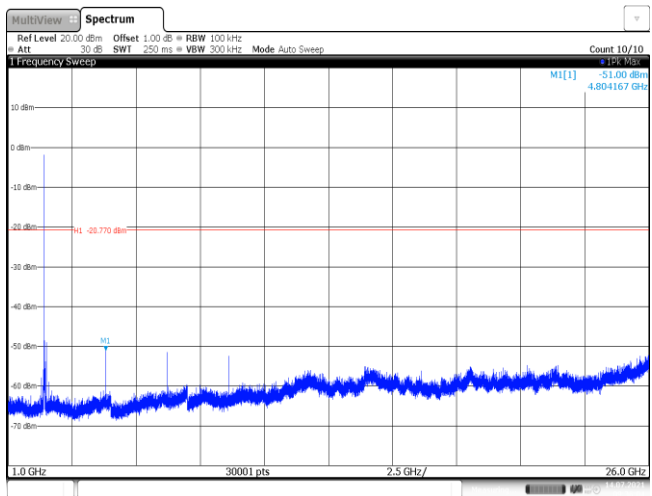
Date: 14.10.2021 10:22:26

CH78  
Hoppig mode

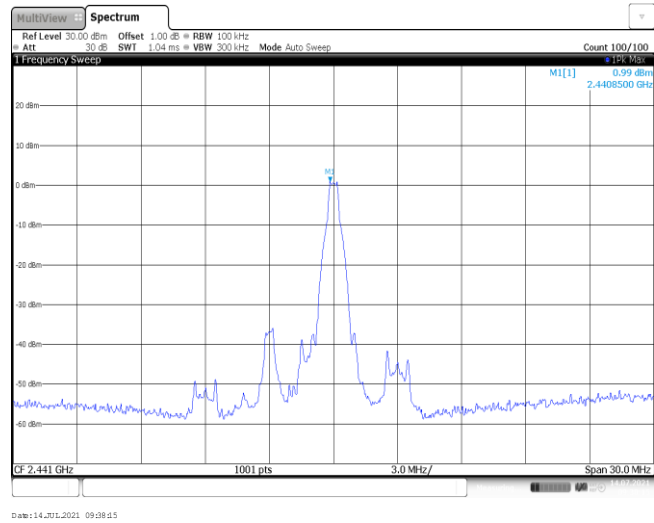


Date:14.05.2021 10:16:02

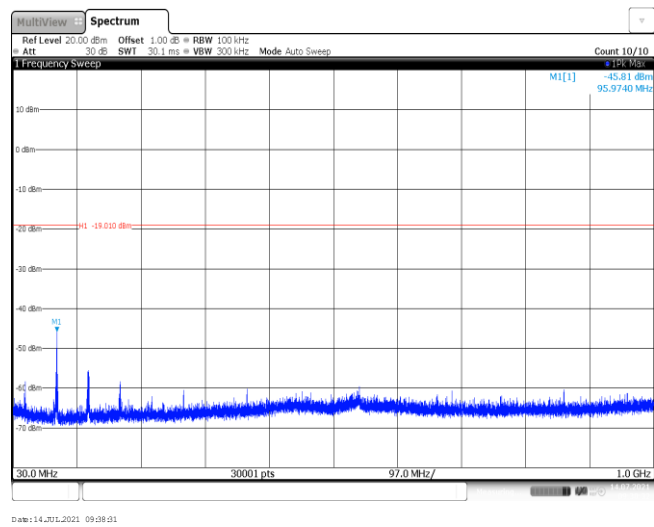


Test Item:	Spurious Emission	Modulation type:	GFSK
<p>CH00 Reference level</p>	 <p>MultiView Spectrum                      Ref Level 30.00 dBm Offset 1.00 dB RBW 100 kHz                      Att 30 dB SWI 1.04 ms VBW 300 kHz Mode Auto Sweep                      Count 100/100                      Frequency Sweep                      M1[1] -0.78 dBm                      2.4018500 GHz                      CF 2.402 GHz 1001 pts 3.0 MHz/ Span 30.0 MHz                      Date: 14.7.2021 09:25:01</p>		
<p>CH00 30MHz~1000MHz</p>	 <p>MultiView Spectrum                      Ref Level 20.00 dBm Offset 1.00 dB RBW 100 kHz                      Att 30 dB SWI 30.1 ms VBW 300 kHz Mode Auto Sweep                      Count 10/10                      Frequency Sweep                      M1[1] -45.83 dBm                      95.9740 MHz                      H1 -28.770 dBm                      M1                      30.0 MHz 30001 pts 97.0 MHz/ 1.0 GHz                      Date: 14.7.2021 09:25:47</p>		
<p>CH00 1GHz~26GHz</p>	 <p>MultiView Spectrum                      Ref Level 20.00 dBm Offset 1.00 dB RBW 100 kHz                      Att 30 dB SWI 250 ms VBW 300 kHz Mode Auto Sweep                      Count 10/10                      Frequency Sweep                      M1[1] -51.00 dBm                      4.804167 GHz                      H1 -28.770 dBm                      M1                      1.0 GHz 30001 pts 2.5 GHz/ 26.0 GHz                      Date: 14.7.2021 09:26:04</p>		

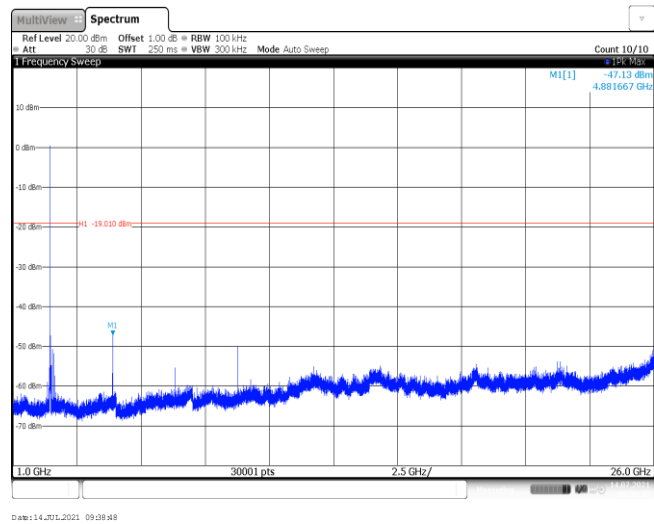
CH39  
Reference level

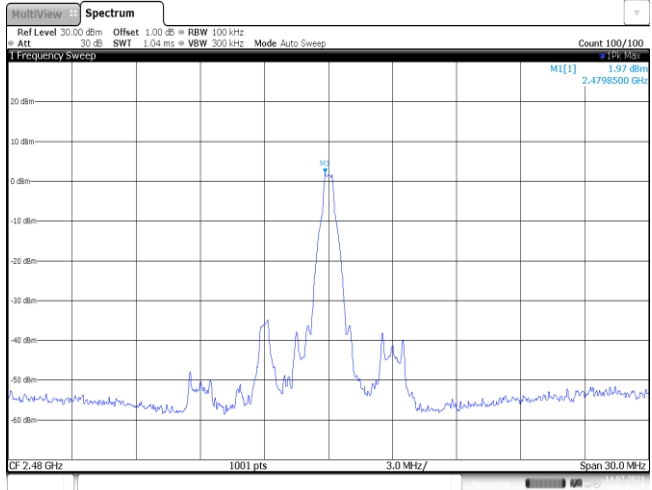
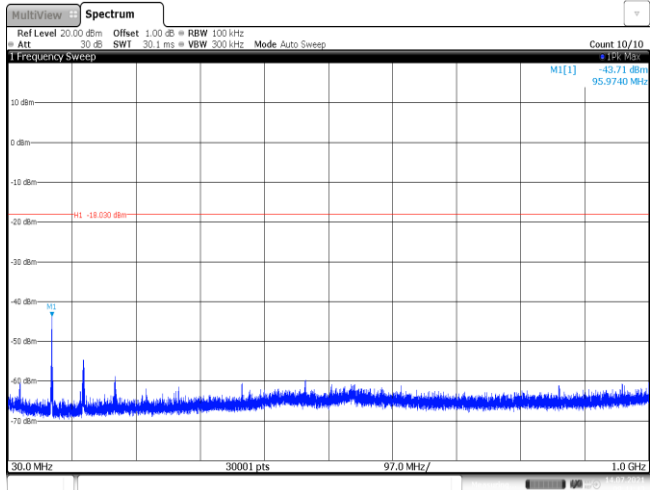
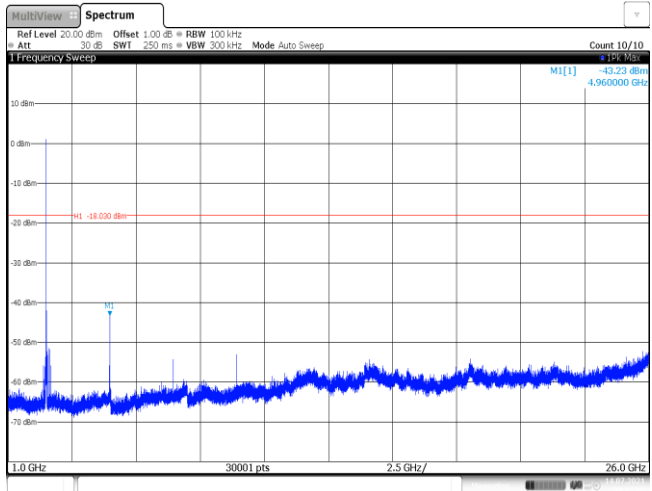


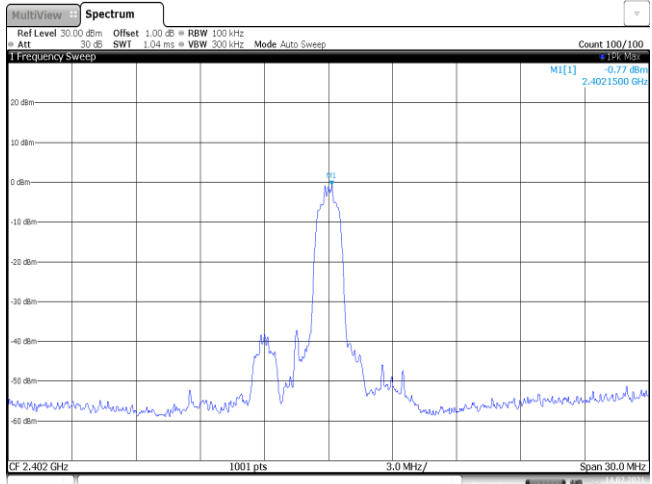
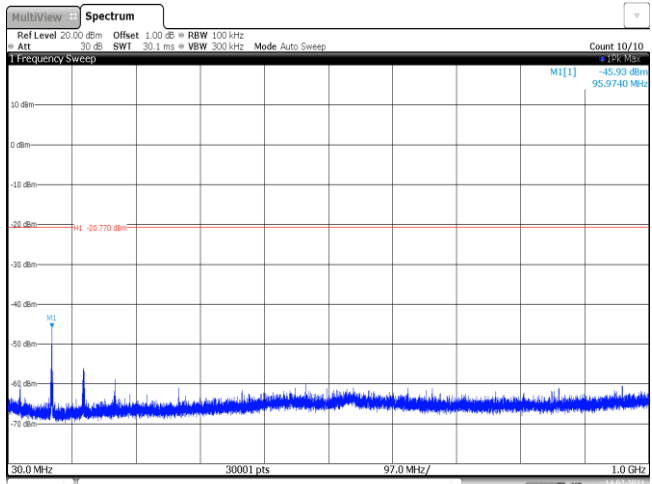
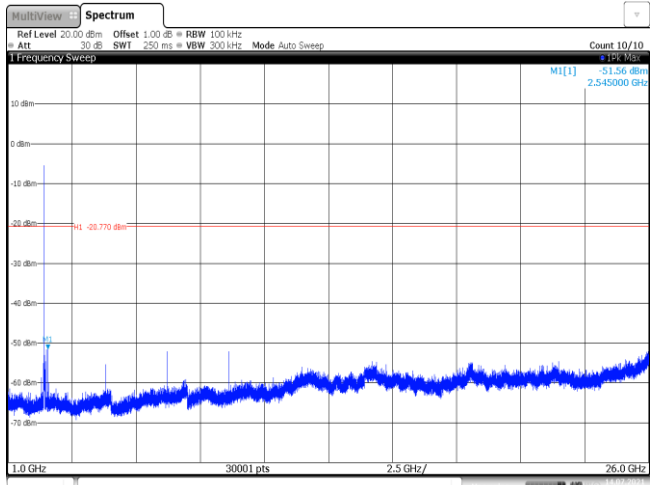
CH39  
30MHz~1000MHz

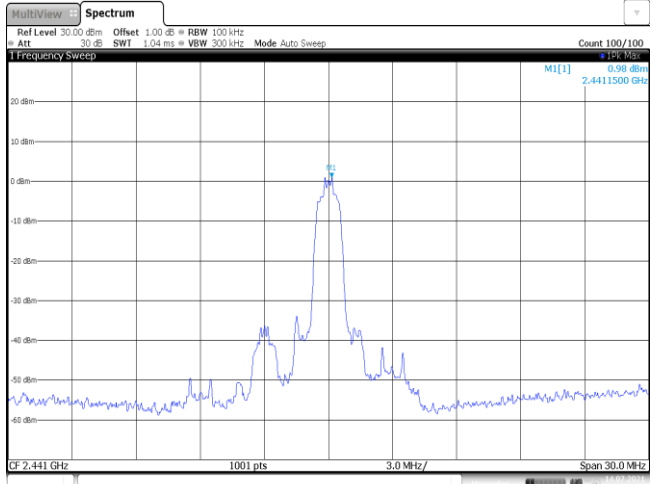
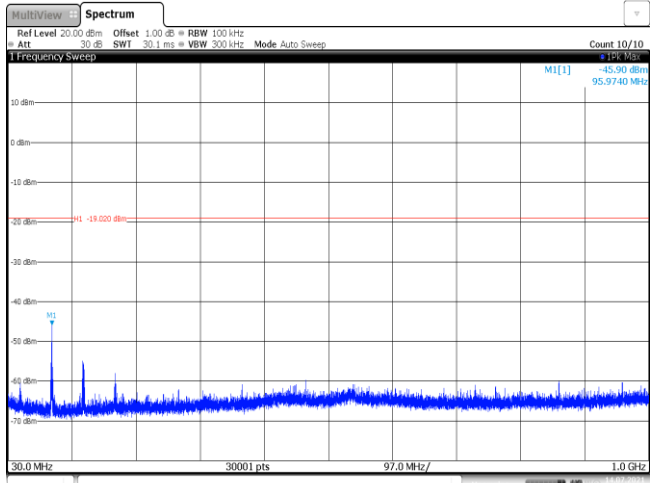
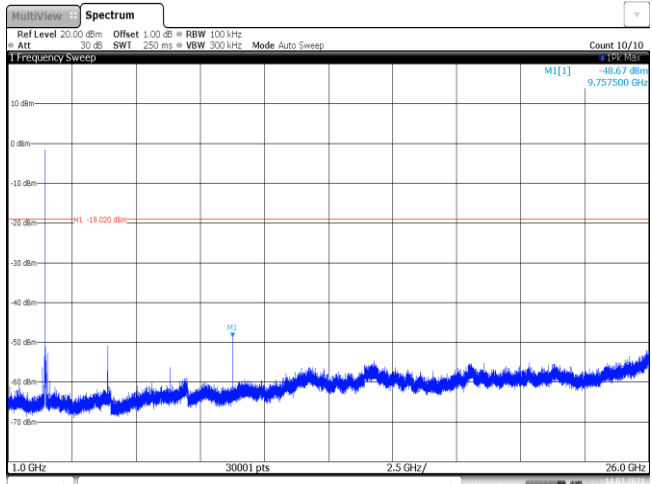


CH39  
1GHz~26GHz

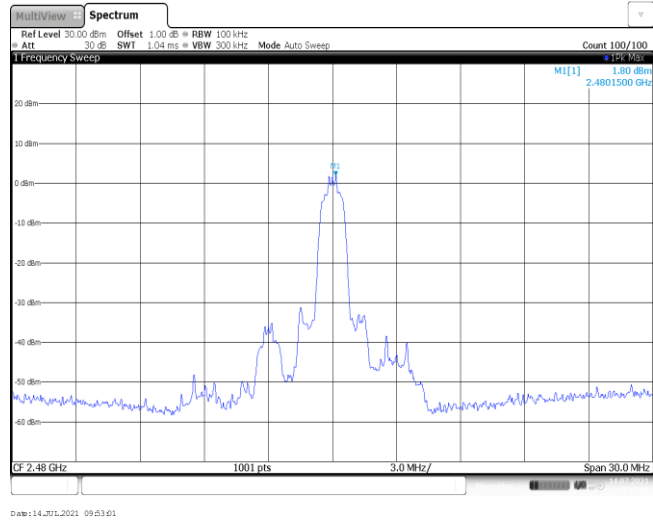


<p>CH78 Reference level</p>	 <p>The spectrum plot shows a frequency sweep from 2.48 GHz to 3.0 MHz. The y-axis represents power in dBm, ranging from -60 to 20. A prominent peak is observed at 2.4798500 GHz with a magnitude of 1.97 dBm. The plot includes parameters: Ref Level 30.00 dBm, Offset 1.00 dB, RBW 100 kHz, Att 30 dB, SWF 1.04 ms, VBW 300 kHz, Mode Auto Sweep, Count 100/100, and Span 30.0 MHz.</p>
<p>CH78 30MHz~1000MHz</p>	 <p>The spectrum plot shows a frequency sweep from 30.0 MHz to 1.0 GHz. The y-axis represents power in dBm, ranging from -70 to 10. A peak is observed at 95.9740 MHz with a magnitude of -43.71 dBm. A red horizontal line is drawn at -18.00 dBm. The plot includes parameters: Ref Level 20.00 dBm, Offset 1.00 dB, RBW 100 kHz, Att 30 dB, SWF 30.1 ms, VBW 300 kHz, Mode Auto Sweep, Count 10/10, and Span 30.0 MHz.</p>
<p>CH78 1GHz~26GHz</p>	 <p>The spectrum plot shows a frequency sweep from 1.0 GHz to 26.0 GHz. The y-axis represents power in dBm, ranging from -70 to 10. A peak is observed at 4.960000 GHz with a magnitude of -43.23 dBm. A red horizontal line is drawn at -18.00 dBm. The plot includes parameters: Ref Level 20.00 dBm, Offset 1.00 dB, RBW 100 kHz, Att 30 dB, SWF 250 ms, VBW 300 kHz, Mode Auto Sweep, Count 10/10, and Span 2.5 GHz.</p>

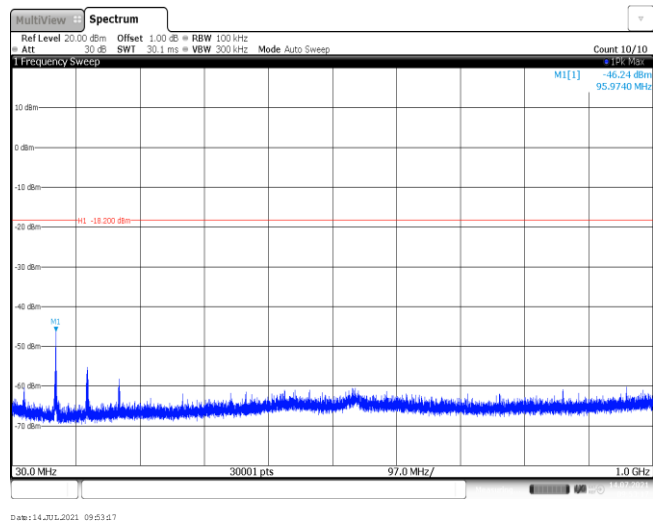
Test Item:	Spurious Emission	Modulation type:	$\pi/4$ DQPSK
<p>CH00 Reference level</p>			
<p>CH00 30MHz~1000MHz</p>			
<p>CH00 1GHz~26GHz</p>			

<p>CH39 Reference level</p>	 <p>MultiView Spectrum Ref Level 20.00 dBm Offset 1.00 dB RBW 100 kHz Att -30 dB SWF 1.04 ms VBW 300 kHz Mode Auto Sweep Count 100/100 1 Frequency Sweep M1[1] 0.98 dBm 2.441500 GHz CF 2.441 GHz 1001 pts 3.0 MHz/ Span 30.0 MHz Date: 14 Jul 2021 09:50:00</p>
<p>CH39 30MHz~1000MHz</p>	 <p>MultiView Spectrum Ref Level 20.00 dBm Offset 1.00 dB RBW 100 kHz Att -30 dB SWF 30.1 ms VBW 300 kHz Mode Auto Sweep Count 10/10 1 Frequency Sweep M1[1] -45.90 dBm 95.9740 MHz H1 -19.000 dBm 30.0 MHz 30001 pts 97.0 MHz/ 1.0 GHz Date: 14 Jul 2021 09:50:17</p>
<p>CH39 1GHz~26GHz</p>	 <p>MultiView Spectrum Ref Level 20.00 dBm Offset 1.00 dB RBW 100 kHz Att -30 dB SWF 250 ms VBW 300 kHz Mode Auto Sweep Count 10/10 1 Frequency Sweep M1[1] -48.67 dBm 9.757500 GHz H1 -19.000 dBm 1.0 GHz 30001 pts 2.5 GHz/ 26.0 GHz Date: 14 Jul 2021 09:50:23</p>

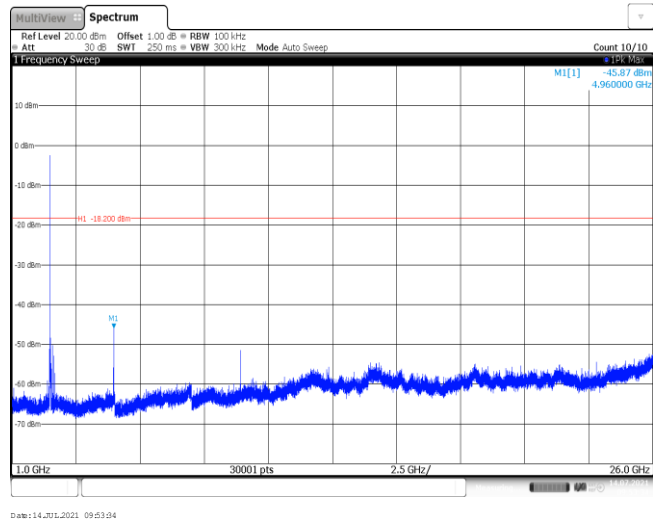
CH78  
Reference level

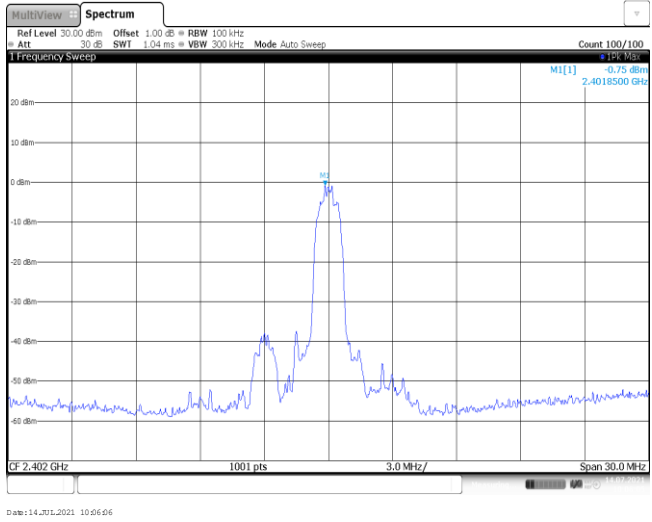
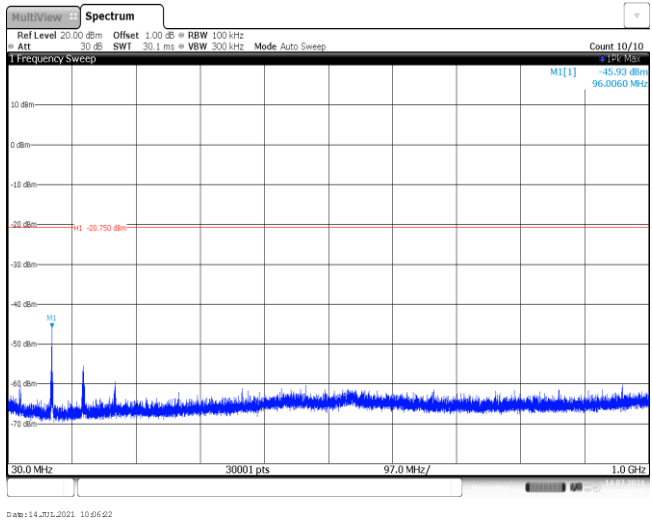
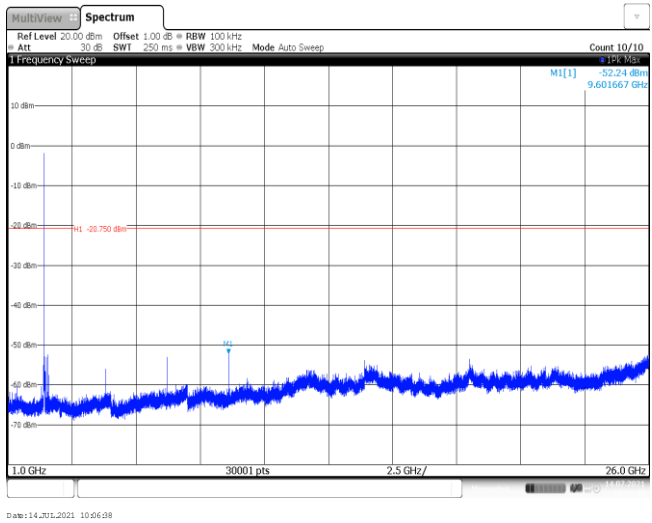


CH78  
30MHz~1000MHz

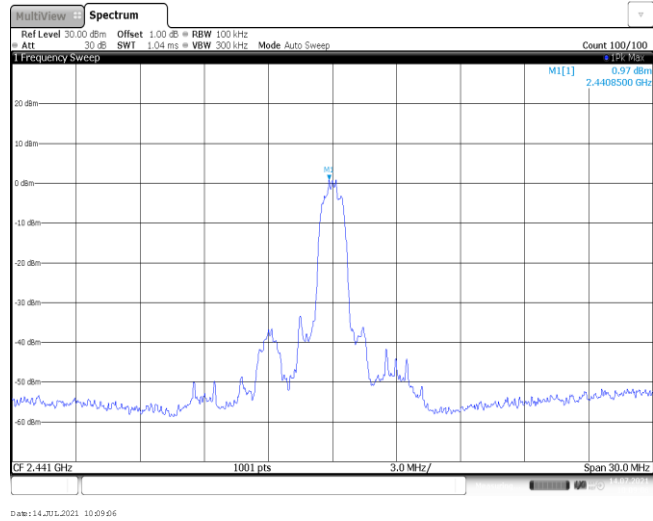


CH78  
1GHz~26GHz

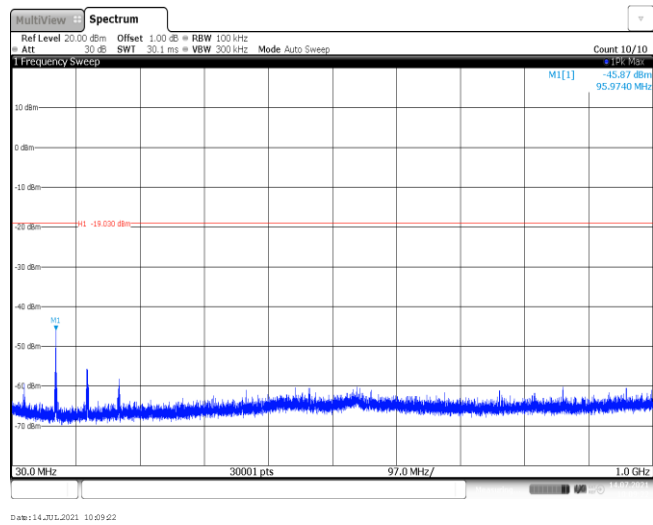


Test Item:	Spurious Emission	Modulation type:	8DPSK
<p>CH00 Reference level</p>	 <p>Ref Level 30.00 dBm Offset 1.00 dB RBW 100 kHz Att 30 dB SW1 1.04 ms VBW 300 kHz Mode Auto Sweep Count 100/100 MI[1] -0.75 dBm 2.4016500 GHz CF 2.402 GHz 1001 pts 3.0 MHz/ Span 30.0 MHz Date: 14.10.2021 10:26:06</p>		
<p>CH00 30MHz~1000MHz</p>	 <p>Ref Level 20.00 dBm Offset 1.00 dB RBW 100 kHz Att 30 dB SW1 30.1 ms VBW 300 kHz Mode Auto Sweep Count 10/10 MI[1] -45.93 dBm 96.0060 MHz MI -20.750 dBm 30.0 MHz 30001 pts 97.0 MHz/ 1.0 GHz Date: 14.10.2021 10:26:22</p>		
<p>CH00 1GHz~26GHz</p>	 <p>Ref Level 20.00 dBm Offset 1.00 dB RBW 100 kHz Att 30 dB SW1 250 ms VBW 300 kHz Mode Auto Sweep Count 10/10 MI[1] -52.24 dBm 9.601667 GHz MI -20.750 dBm 1.0 GHz 30001 pts 2.5 GHz/ 26.0 GHz Date: 14.10.2021 10:26:28</p>		

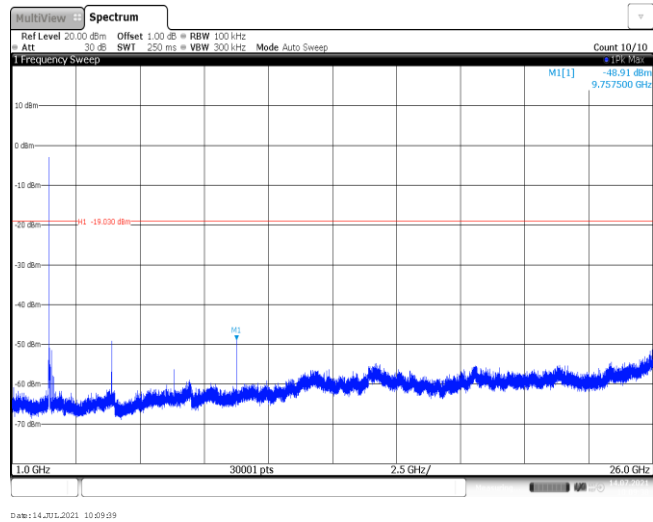
CH39  
Reference level



CH39  
30MHz~1000MHz

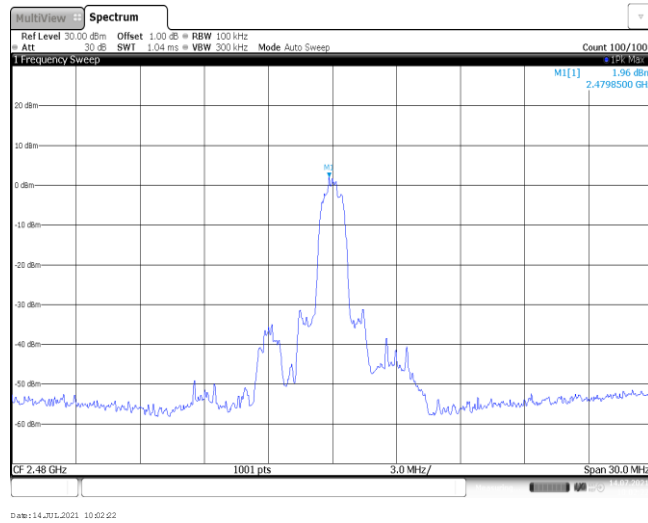


CH39  
1GHz~26GHz

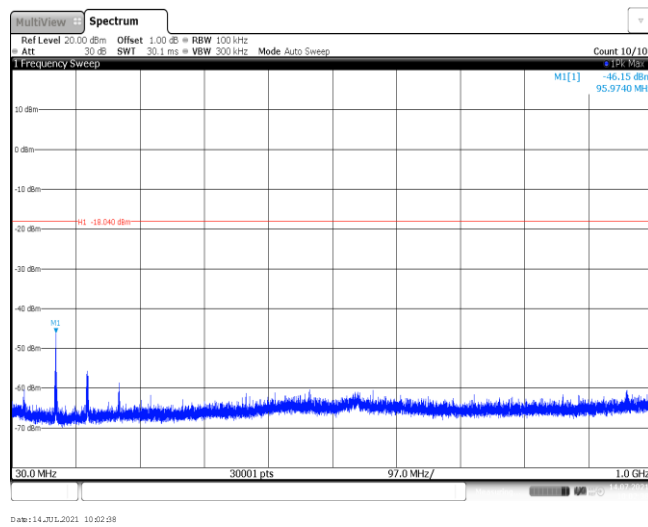




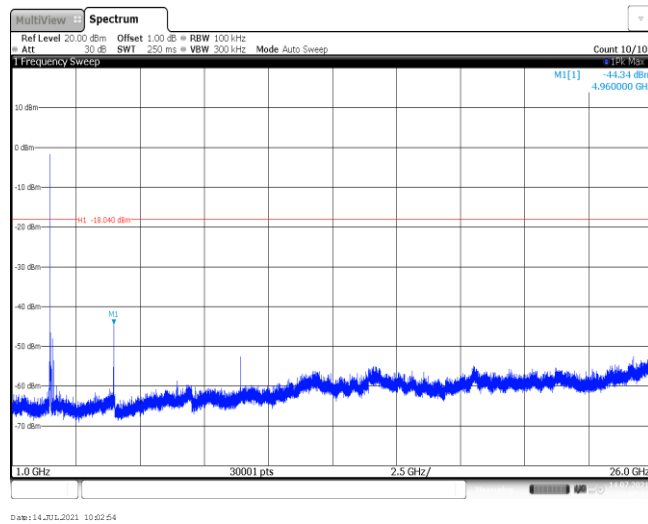
CH78  
Reference level



CH78  
30MHz~1000MHz



CH78  
1GHz~26GHz



-----End of Report-----