

APPENDIX REPORT

Project No.	SHT2105113201EW	Radio Specification	WIFI 5G
Test sample No.	YPHT21051132002	Model No.	SC400
Start test date	2021-07-01	Finish date	2021-07-01
Temperature	26.4°C	Humidity	36%
Test Engineer	Hailey Chen	Auditor	Xiaodong Zhu

Appendix clause	Test item	Result
A	Maximum Conducted Output Power	PASS
B	Maximum Power Spectral Density	PASS
C	26 dB Bandwidth	PASS
D	99% Occupy bandwidth	PASS
E	6 dB Bandwidth	PASS
F	Band edge	PASS
G	Frequency stability	PASS

Appendix A: Maximum Conducted Output Power

Band	Bandwidth (MHz)	Type	Channel	Reading (dBm)	Duty cycle (%)	Duty cycle factor (dB)	Conducted Output Power (dBm)	Limit (dBm)	Result
I	20	802.11ac	CH _L	13.00	79.64	0.99	13.99	24.00	Pass
			CH _M	14.38	79.04	1.02	15.40		
			CH _H	14.31	79.04	1.02	15.33		
		802.11n	CH _L	13.01	79.27	1.01	14.02	24.00	Pass
			CH _M	14.39	78.66	1.04	15.43		
			CH _H	14.39	79.27	1.01	15.40		
		802.11a	CH _L	12.75	79.89	0.98	13.73	24.00	Pass
			CH _M	14.08	79.89	0.98	15.06		
			CH _H	14.51	79.77	0.98	15.49		
	40	802.11ac	CH _L	12.58	78.66	1.04	13.62	24.00	Pass
			CH _H	13.49	78.66	1.04	14.53		
		802.11n	CH _L	12.40	78.66	1.04	13.44	24.00	Pass
CH _H			13.41	78.66	1.04	14.45			
80	802.11ac	CH _M	11.66	60.33	2.19	13.85	24.00	Pass	
II	20	802.11ac	CH _L	13.16	79.04	1.02	14.18	24.00	Pass
			CH _M	12.93	79.04	1.02	13.95		
			CH _H	13.00	79.64	0.99	13.99		
		802.11n	CH _L	13.30	78.66	1.04	14.34	24.00	Pass
			CH _M	12.96	78.66	1.04	14.00		
			CH _H	13.13	78.66	1.04	14.17		
		802.11a	CH _L	13.79	79.89	0.98	14.77	24.00	Pass
			CH _M	13.75	79.89	0.98	14.73		
			CH _H	14.21	79.77	0.98	15.19		
	40	802.11ac	CH _L	12.83	70.17	1.54	14.37	24.00	Pass
			CH _H	12.98	70.17	1.54	14.52		
		802.11n	CH _L	13.09	70.17	1.54	14.63	24.00	Pass
CH _H			12.98	70.17	1.54	14.52			
80	802.11ac	CH _M	11.43	60.54	2.18	13.61	24.00	Pass	

Band	Bandwidth (MHz)	Type	Channel	Reading (dBm)	Duty cycle (%)	Duty cycle factor (dB)	Conducted Output Power (dBm)	Limit (dBm)	Result
III	20	802.11ac	CH _L	12.54	79.04	1.02	13.56	24.00	Pass
			CH _M	11.00	79.04	1.02	12.02		
			CH _H	10.69	79.04	1.02	11.71		
		802.11n	CH _L	12.69	79.14	1.02	13.71	24.00	Pass
			CH _M	11.08	78.66	1.04	12.12		
			CH _H	10.73	78.66	1.04	11.77		
		802.11a	CH _L	13.35	79.77	0.98	14.33	24.00	Pass
			CH _M	11.62	80.35	0.95	12.57		
			CH _H	11.24	79.89	0.98	12.22		
	40	802.11ac	CH _L	11.33	70.23	1.53	12.86	24.00	Pass
			CH _M	10.33	70.23	1.53	11.86		
			CH _H	9.24	70.23	1.53	10.77		
		802.11n	CH _L	11.23	70.23	1.53	12.76	24.00	Pass
			CH _M	10.21	70.23	1.53	11.74		
			CH _H	9.50	70.23	1.53	11.03		
80	802.11ac	CH _L	9.52	60.66	2.17	11.69	24.00	Pass	
		CH _M	8.82	60.66	2.17	10.99			
		CH _H	8.77	60.66	2.17	10.94			
IV	20	802.11ac	CH _L	10.89	79.04	1.02	11.91	30.00	Pass
			CH _M	11.02	79.04	1.02	12.04		
			CH _H	11.35	79.04	1.02	12.37		
		802.11n	CH _L	12.51	79.27	1.01	13.52	30.00	Pass
			CH _M	12.60	78.66	1.04	13.64		
			CH _H	12.98	78.66	1.04	14.02		
		802.11a	CH _L	12.30	79.77	0.98	13.28	30.00	Pass
			CH _M	12.35	80.35	0.95	13.30		
			CH _H	12.75	79.77	0.98	13.73		
	40	802.11ac	CH _L	10.76	69.76	1.56	12.32	30.00	Pass
			CH _H	11.03	69.76	1.56	12.59		
		802.11n	CH _L	11.82	69.76	1.56	13.38	30.00	Pass
CH _H			12.01	69.76	1.56	13.57			
80	802.11ac	CH _M	10.82	60.87	2.16	12.98	30.00	Pass	

NOTE: duty cycle factor =10LOG(1/ duty cycle)

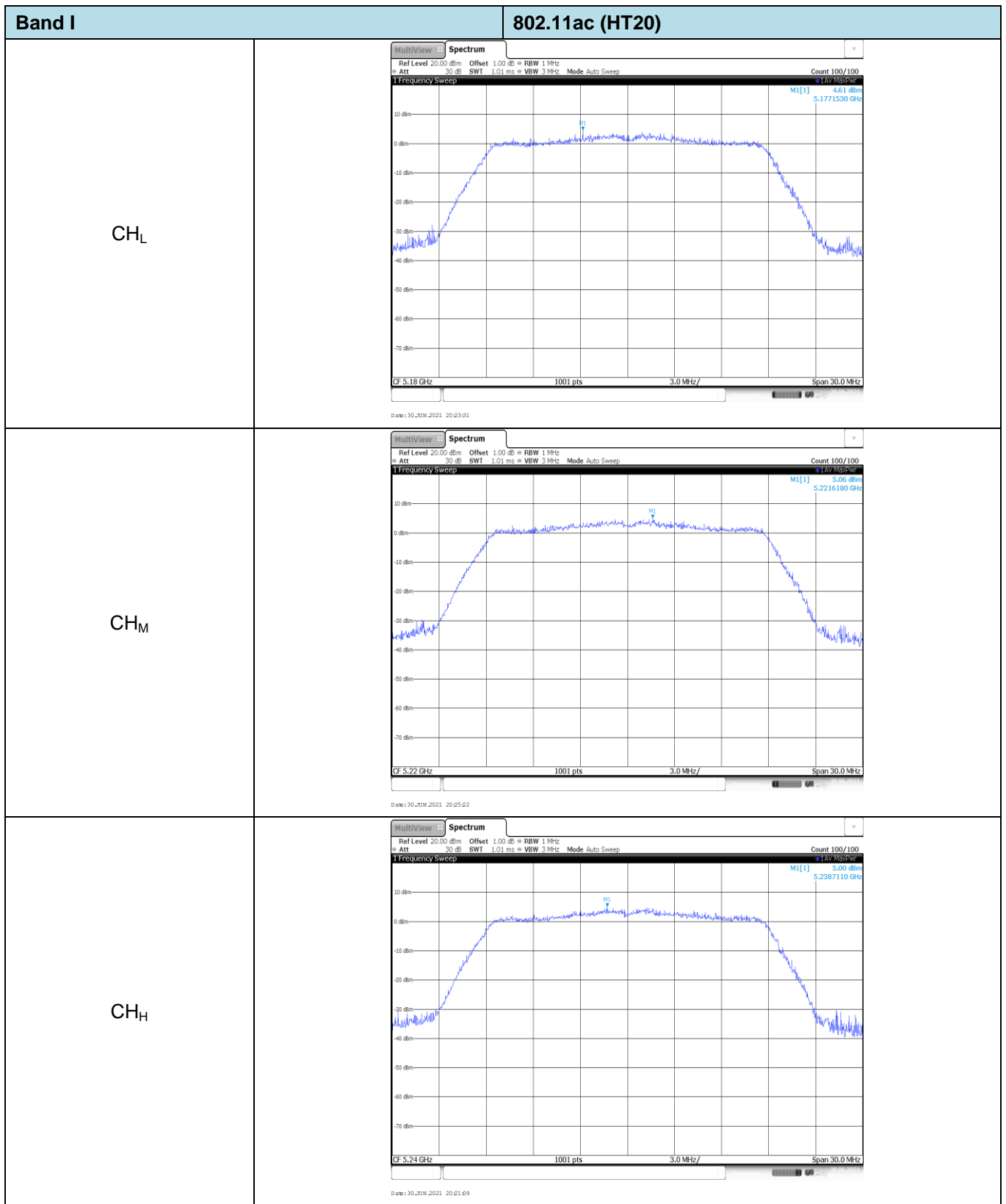
Appendix B: Maximum Power Spectral Density

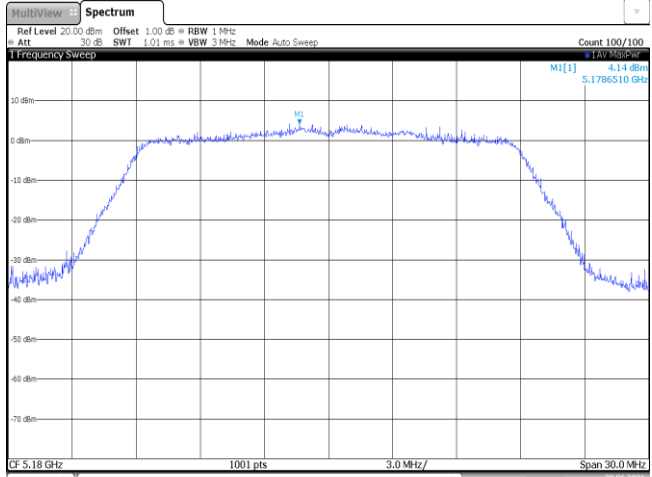
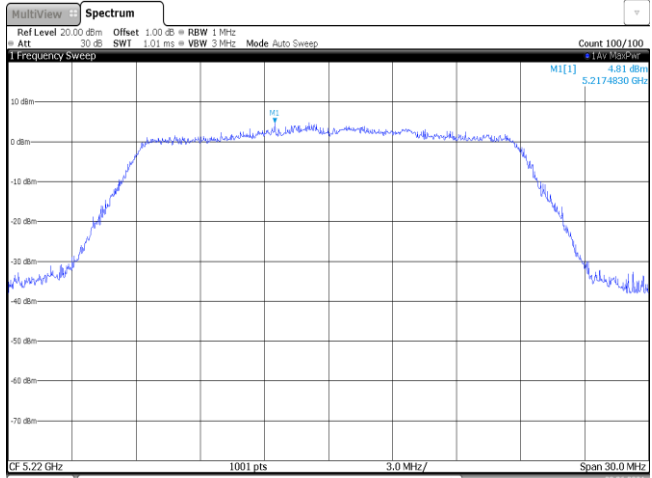
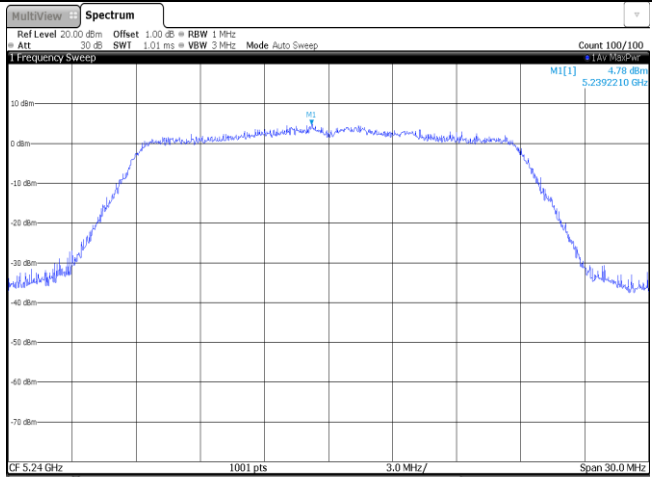
Band	Bandwidth (MHz)	Type	Channel	Reading (dBm)	Duty cycle (%)	Duty cycle factor (dB)	Power Spectral Density (dBm/MHz)	Limit (dBm/MHz)	Result
I	20	802.11ac	CH _L	4.61	79.64	0.99	5.60	11.00	Pass
			CH _M	5.06	79.04	1.02	6.08		
			CH _H	5.00	79.04	1.02	6.02		
		802.11n	CH _L	4.14	79.27	1.01	5.15	11.00	Pass
			CH _M	4.81	78.66	1.04	5.85		
			CH _H	4.78	79.27	1.01	5.79		
		802.11a	CH _L	4.11	79.89	0.98	5.09	11.00	Pass
			CH _M	4.21	79.89	0.98	5.19		
			CH _H	5.03	79.77	0.98	6.01		
	40	802.11ac	CH _L	0.47	78.66	1.04	1.51	11.00	Pass
			CH _H	0.68	78.66	1.04	1.72		
		802.11n	CH _L	0.43	78.66	1.04	1.47	11.00	Pass
			CH _H	0.87	78.66	1.04	1.91		
80	802.11ac	CH _M	-3.44	60.33	2.19	-1.25	11.00	Pass	

Band	Bandwidth (MHz)	Type	Channel	Reading (dBm)	Duty cycle (%)	Duty cycle factor (dB)	Power Spectral Density (dBm/MHz)	Limit (dBm/MHz)	Result
II	20	802.11ac	CH _L	4.96	79.04	1.02	5.98	11.00	Pass
			CH _M	3.61	79.04	1.02	4.63		
			CH _H	4.04	79.64	0.99	5.03		
		802.11n	CH _L	3.90	78.66	1.04	4.94	11.00	Pass
			CH _M	3.44	78.66	1.04	4.48		
			CH _H	3.24	78.66	1.04	4.28		
		802.11a	CH _L	4.73	79.89	0.98	5.71	11.00	Pass
			CH _M	4.56	79.89	0.98	5.54		
			CH _H	4.63	79.77	0.98	5.61		
	40	802.11ac	CH _L	1.11	70.17	1.54	2.65	11.00	Pass
			CH _H	0.26	70.17	1.54	1.80		
		802.11n	CH _L	1.33	70.17	1.54	2.87	11.00	Pass
			CH _H	1.06	70.17	1.54	2.60		
80	802.11ac	CH _M	-4.16	60.54	2.18	-1.98	11.00	Pass	

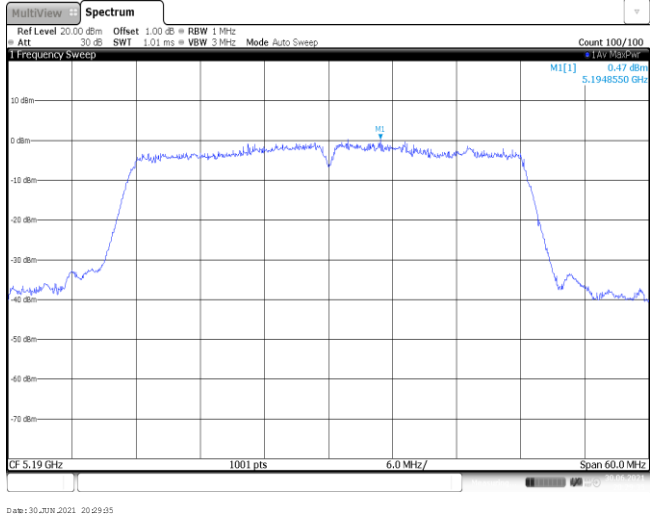
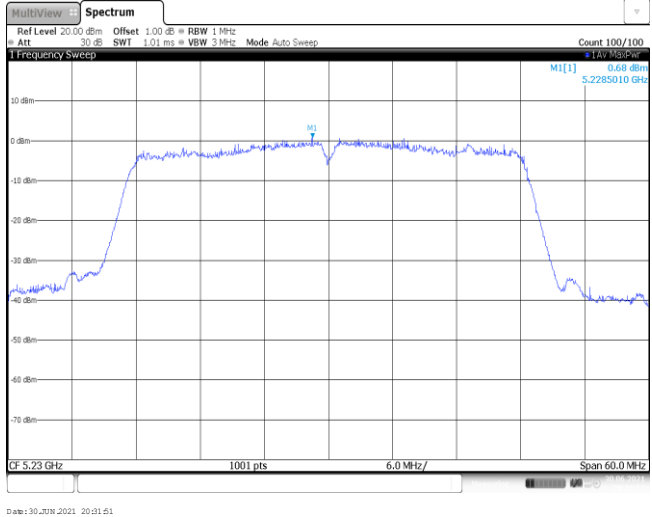
Band	Bandwidth (MHz)	Type	Channel	Reading (dBm)	Duty cycle (%)	Duty cycle factor (dB)	Power Spectral Density (dBm/MHz)	Limit (dBm/MHz)	Result
III	20	802.11ac	CH _L	3.93	79.04	1.02	4.95	11.00	Pass
			CH _M	1.68	79.04	1.02	2.70		
			CH _H	0.82	79.04	1.02	1.84		
		802.11n	CH _L	3.84	79.14	1.02	4.86	11.00	Pass
			CH _M	1.53	78.66	1.04	2.57		
			CH _H	0.48	78.66	1.04	1.52		
		802.11a	CH _L	4.77	79.77	0.98	5.75	11.00	Pass
			CH _M	2.91	80.35	0.95	3.86		
			CH _H	1.92	79.89	0.98	2.90		
	40	802.11ac	CH _L	-0.98	70.23	1.53	0.55	11.00	Pass
			CH _M	-2.33	70.23	1.53	-0.80		
			CH _H	-3.76	70.23	1.53	-2.23		
		802.11n	CH _L	-0.60	70.23	1.53	0.93	11.00	Pass
			CH _M	-1.78	70.23	1.53	-0.25		
			CH _H	-3.66	70.23	1.53	-2.13		
80	802.11ac	CH _L	-5.67	60.66	2.17	-3.50	11.00	Pass	
		CH _M	-6.21	60.66	2.17	-4.04			
		CH _H	-7.26	60.66	2.17	-5.09			
Band	Bandwidth (MHz)	Type	Channel	Reading (dBm)	Duty cycle (%)	Duty cycle factor (dB)	Power Spectral Density (dBm/500kHz)	Limit (dBm/500K Hz)	Result
IV	20	802.11ac	CH _L	0.37	79.04	1.02	1.39	30.00	Pass
			CH _M	0.14	79.04	1.02	1.16		
			CH _H	0.09	79.04	1.02	1.11		
		802.11n	CH _L	2.28	79.27	1.01	3.29	30.00	Pass
			CH _M	1.56	78.66	1.04	2.60		
			CH _H	1.35	78.66	1.04	2.39		
		802.11a	CH _L	1.12	79.77	0.98	2.10	30.00	Pass
			CH _M	0.35	80.35	0.95	1.30		
			CH _H	0.74	79.77	0.98	1.72		
	40	802.11ac	CH _L	-3.49	69.76	1.56	-1.93	30.00	Pass
			CH _H	-4.25	69.76	1.56	-2.69		
		802.11n	CH _L	-2.51	69.76	1.56	-0.95	30.00	Pass
CH _H			-2.08	69.76	1.56	-0.52			
80	802.11ac	CH _M	-6.44	60.87	2.16	-4.28	30.00	Pass	

Test plot as follows:



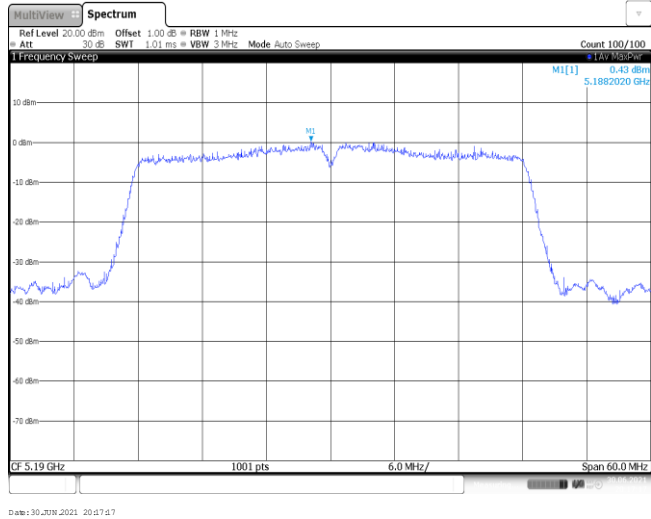
Band I		802.11n (HT20)
CH _L	 <p>MultiView Spectrum Ref Level 20.00 dBm Offset 1.00 dB RBW 1 MHz Count 100/100 Att 30 dB SWF 1.01 ms VBW 3 MHz Mode Auto Sweep 1 Frequency Sweep M1[1] 4.14 dBm 5.1786510 GHz CF 5.18 GHz 1001 pts 3.0 MHz/ Span 30.0 MHz Date: 30 JUN 2021 20:19:20</p>	
CH _M	 <p>MultiView Spectrum Ref Level 20.00 dBm Offset 1.00 dB RBW 1 MHz Count 100/100 Att 30 dB SWF 1.01 ms VBW 3 MHz Mode Auto Sweep 1 Frequency Sweep M1[1] 4.81 dBm 5.2174830 GHz CF 5.22 GHz 1001 pts 3.0 MHz/ Span 30.0 MHz Date: 30 JUN 2021 20:10:43</p>	
CH _H	 <p>MultiView Spectrum Ref Level 20.00 dBm Offset 1.00 dB RBW 1 MHz Count 100/100 Att 30 dB SWF 1.01 ms VBW 3 MHz Mode Auto Sweep 1 Frequency Sweep M1[1] 4.78 dBm 5.2392210 GHz CF 5.24 GHz 1001 pts 3.0 MHz/ Span 30.0 MHz Date: 30 JUN 2021 20:17:10</p>	

Band I		802.11a
CH _L	<p> MultiView Spectrum Ref Level 20.00 dBm Offset 1.00 dB RBW 1 MHz Count 100/100 Att 30 dB SWF 1.01 ms VBW 3 MHz Mode Auto Sweep 1 Frequency Sweep MI(1) 4.11 dBm 5.1816780 GHz CF 5.18 GHz 1001 pts 3.0 MHz/ Span 30.0 MHz Date: 30 JUN 2021 20:14:12 </p>	
CH _M	<p> MultiView Spectrum Ref Level 20.00 dBm Offset 1.00 dB RBW 1 MHz Count 100/100 Att 30 dB SWF 1.01 ms VBW 3 MHz Mode Auto Sweep 1 Frequency Sweep MI(1) 4.21 dBm 5.2215880 GHz CF 5.22 GHz 1001 pts 3.0 MHz/ Span 30.0 MHz Date: 30 JUN 2021 20:15:02 </p>	
CH _H	<p> MultiView Spectrum Ref Level 20.00 dBm Offset 1.00 dB RBW 1 MHz Count 100/100 Att 30 dB SWF 1.01 ms VBW 3 MHz Mode Auto Sweep 1 Frequency Sweep MI(1) 5.03 dBm 5.2416480 GHz CF 5.24 GHz 1001 pts 3.0 MHz/ Span 30.0 MHz Date: 30 JUN 2021 20:12:10 </p>	

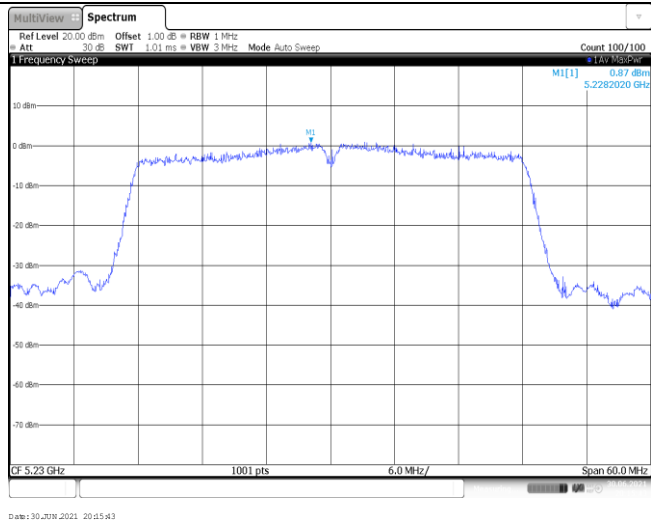
Band I		802.11ac (HT40)
CH _L	 <p>Ref Level 20.00 dBm Offset 1.00 dB RBW 1 MHz Att 30 dB SWF 1.01 ms VBW 3 MHz Mode Auto Sweep Count 100/100 M1[1] 0.47 dBm 5.1948550 GHz CF 5.19 GHz 1001 pts 6.0 MHz/ Span 60.0 MHz Date: 30 JUN 2021 20:29:05</p>	
CH _H	 <p>Ref Level 20.00 dBm Offset 1.00 dB RBW 1 MHz Att 30 dB SWF 1.01 ms VBW 3 MHz Mode Auto Sweep Count 100/100 M1[1] 0.68 dBm 5.2285010 GHz CF 5.23 GHz 1001 pts 6.0 MHz/ Span 60.0 MHz Date: 30 JUN 2021 20:31:51</p>	

Band I **802.11n (HT40)**

CH_L



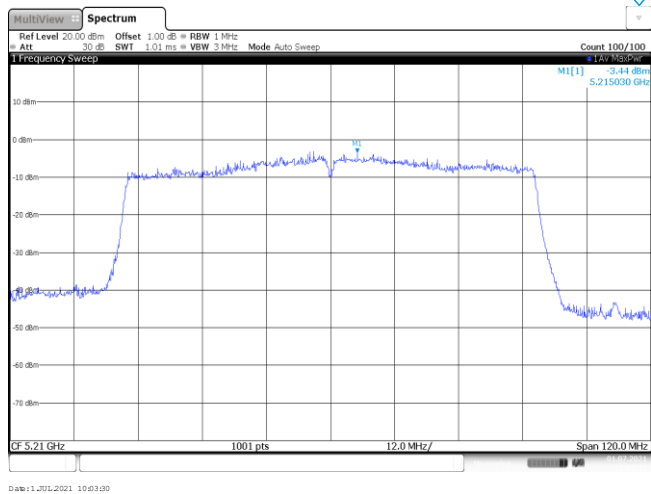
CH_H

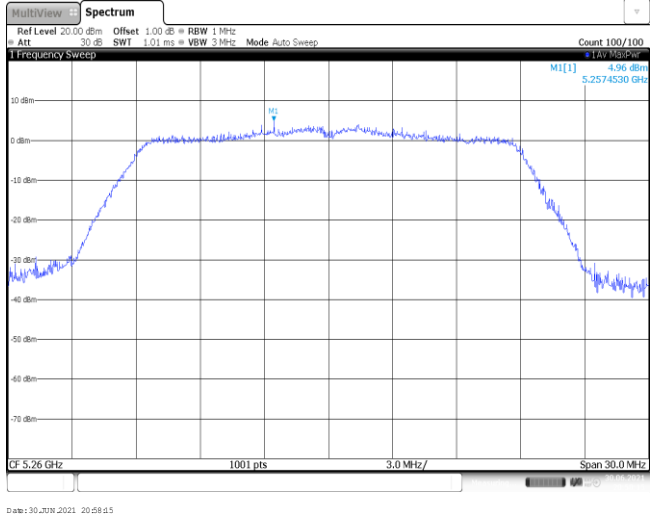
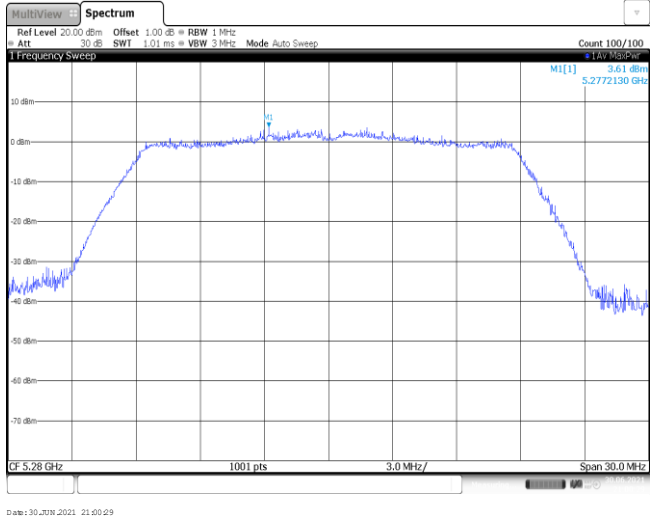
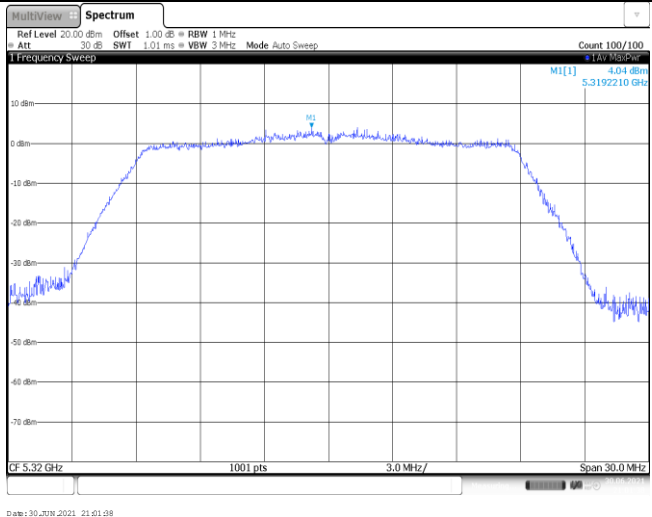


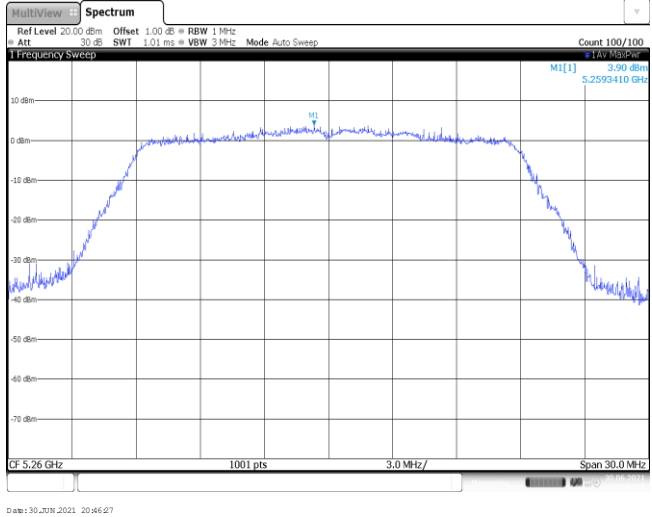
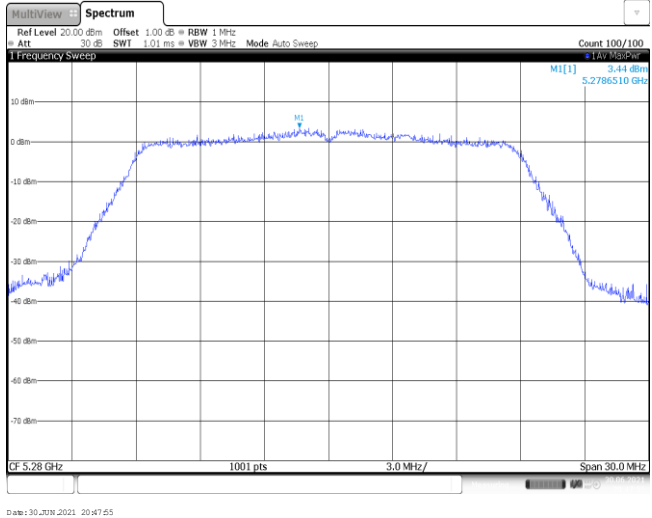
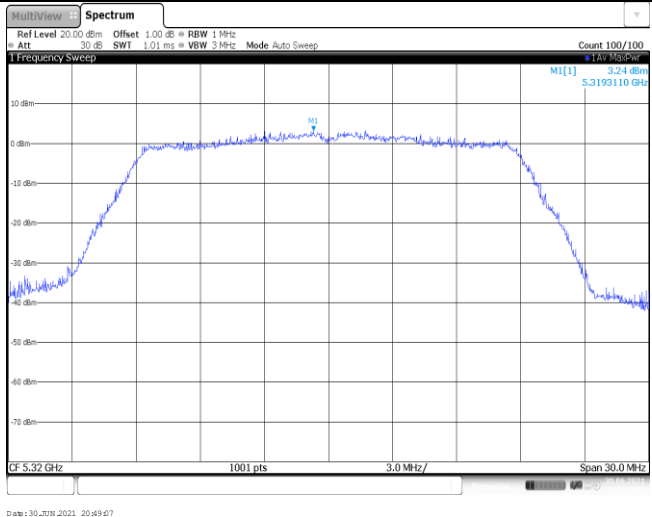
Band I

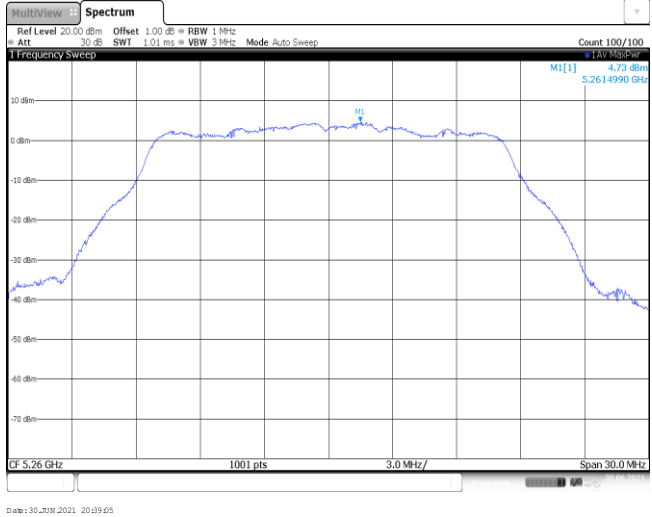
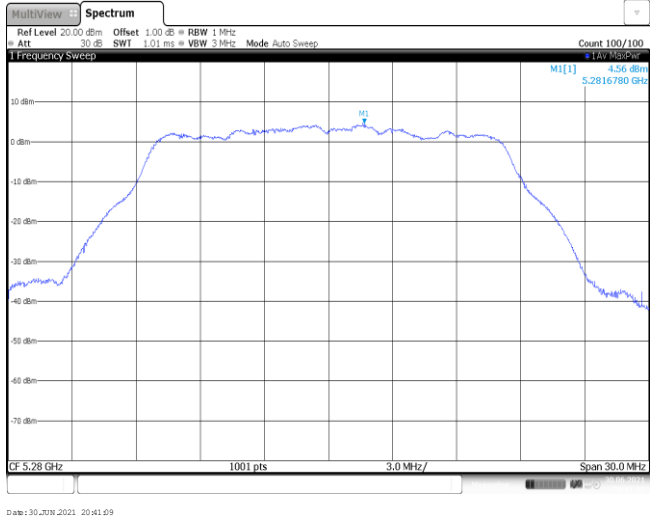
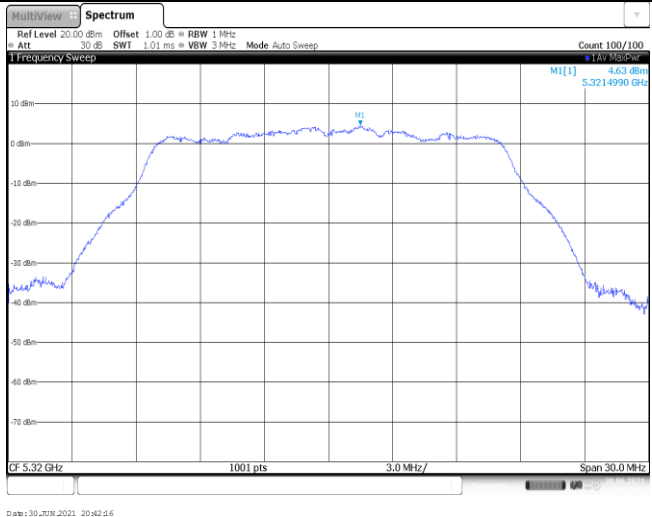
802.11ac (HT80)

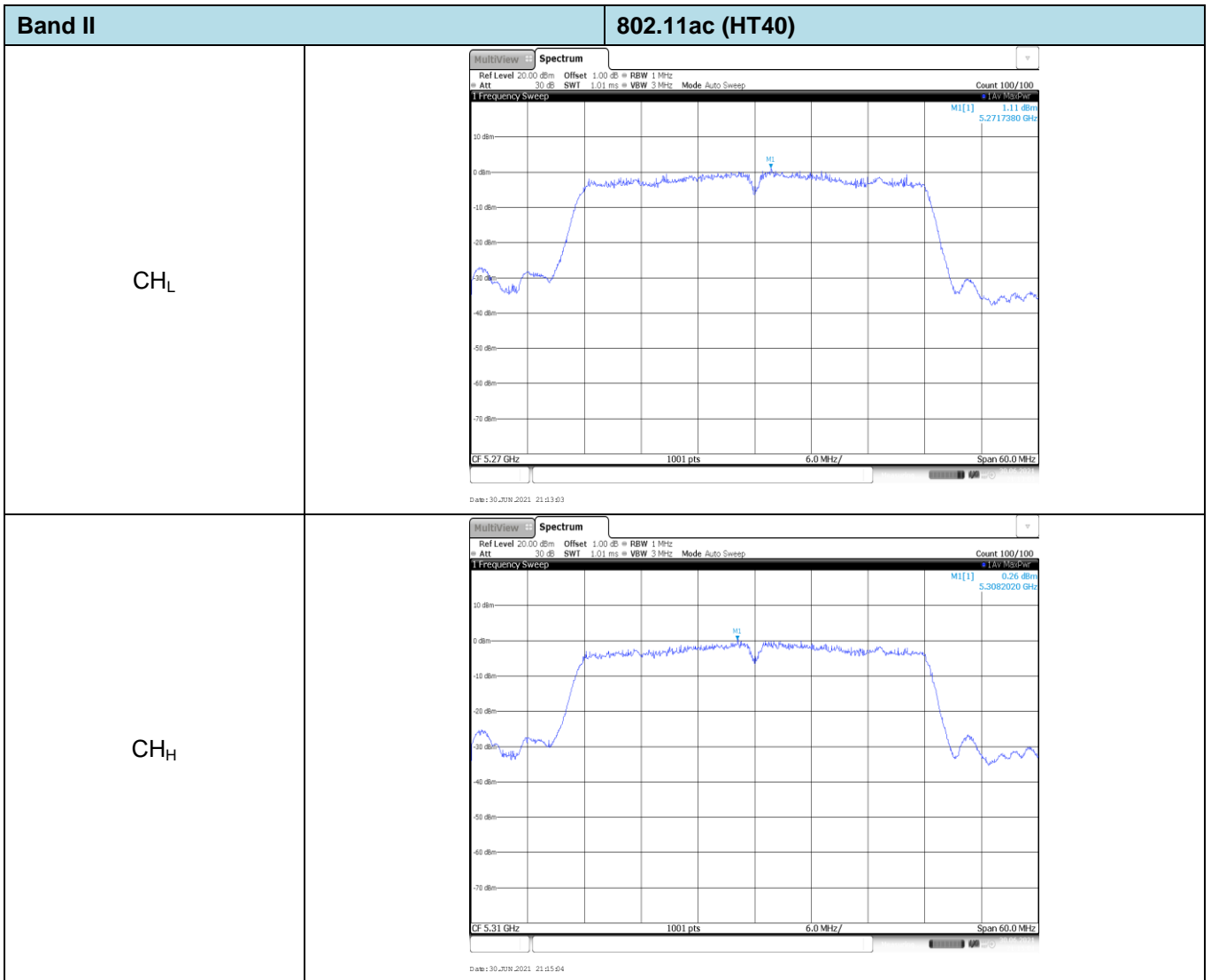
CH_M



Band II		802.11ac (HT20)
CH _L	 <p>The spectrum plot for channel CH_L shows a signal centered at 5.267265 GHz. The signal level is 4.96 dBm. The plot includes a reference level of 20.00 dBm, an offset of 1.00 dB, and a resolution bandwidth (RBW) of 1 MHz. The span is 30.0 MHz, and the center frequency (CF) is 5.26 GHz. The date of the measurement is 30_JUN_2021 20:58:55.</p>	
CH _M	 <p>The spectrum plot for channel CH_M shows a signal centered at 5.2772130 GHz. The signal level is 3.61 dBm. The plot includes a reference level of 20.00 dBm, an offset of 1.00 dB, and a resolution bandwidth (RBW) of 1 MHz. The span is 30.0 MHz, and the center frequency (CF) is 5.28 GHz. The date of the measurement is 30_JUN_2021 21:00:29.</p>	
CH _H	 <p>The spectrum plot for channel CH_H shows a signal centered at 5.3192210 GHz. The signal level is 4.04 dBm. The plot includes a reference level of 20.00 dBm, an offset of 1.00 dB, and a resolution bandwidth (RBW) of 1 MHz. The span is 30.0 MHz, and the center frequency (CF) is 5.32 GHz. The date of the measurement is 30_JUN_2021 21:01:08.</p>	

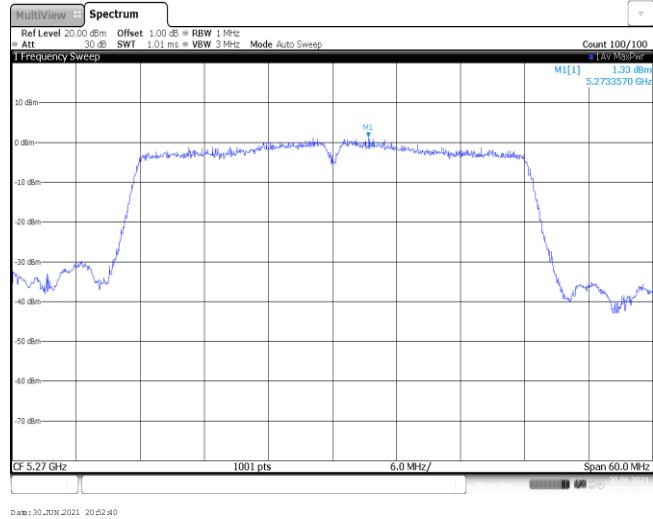
Band II		802.11n (HT20)
CH _L	 <p>The spectrum plot for channel CH_L shows a signal centered at 5.26 GHz. The frequency span is 30.0 MHz, and the resolution bandwidth (RBW) is 1 MHz. The signal level is measured at 3.90 dBm. The plot includes a peak marker M1 at 5.2593410 GHz. The date of the measurement is 30_JUN_2021 20:46:27.</p>	
CH _M	 <p>The spectrum plot for channel CH_M shows a signal centered at 5.28 GHz. The frequency span is 30.0 MHz, and the resolution bandwidth (RBW) is 1 MHz. The signal level is measured at 3.44 dBm. The plot includes a peak marker M1 at 5.2786510 GHz. The date of the measurement is 30_JUN_2021 20:47:55.</p>	
CH _H	 <p>The spectrum plot for channel CH_H shows a signal centered at 5.32 GHz. The frequency span is 30.0 MHz, and the resolution bandwidth (RBW) is 1 MHz. The signal level is measured at 3.24 dBm. The plot includes a peak marker M1 at 5.3193110 GHz. The date of the measurement is 30_JUN_2021 20:49:07.</p>	

Band II		802.11a
CH _L	 <p>MultiView Spectrum Ref Level 20.00 dBm Offset 1.00 dB RBW 1 MHz Count 100/100 Att 30 dB SWF 1.01 ms VBW 3 MHz Mode Auto Sweep 1 Frequency Sweep M1(1) 4.73 dBm 5.2614990 GHz CF 5.26 GHz 1001 pts 3.0 MHz/ Span 30.0 MHz Date: 30_JUN_2021 20:19:05</p>	
CH _M	 <p>MultiView Spectrum Ref Level 20.00 dBm Offset 1.00 dB RBW 1 MHz Count 100/100 Att 30 dB SWF 1.01 ms VBW 3 MHz Mode Auto Sweep 1 Frequency Sweep M1(1) 4.56 dBm 5.2816780 GHz CF 5.28 GHz 1001 pts 3.0 MHz/ Span 30.0 MHz Date: 30_JUN_2021 20:41:09</p>	
CH _H	 <p>MultiView Spectrum Ref Level 20.00 dBm Offset 1.00 dB RBW 1 MHz Count 100/100 Att 30 dB SWF 1.01 ms VBW 3 MHz Mode Auto Sweep 1 Frequency Sweep M1(1) 4.63 dBm 5.3214990 GHz CF 5.32 GHz 1001 pts 3.0 MHz/ Span 30.0 MHz Date: 30_JUN_2021 20:42:16</p>	

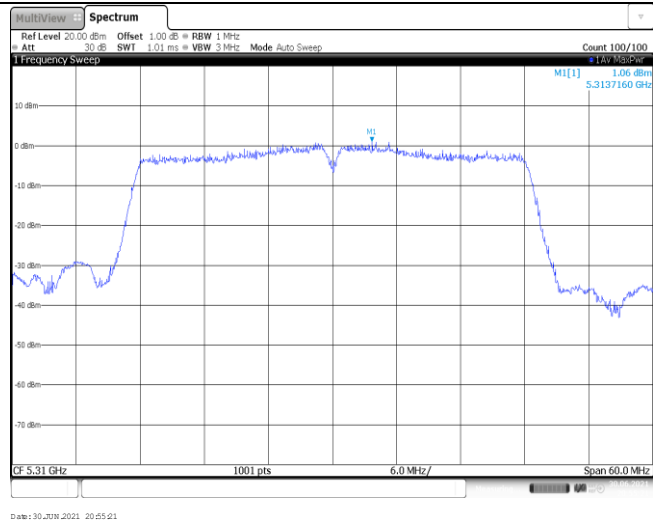


Band II **802.11n (HT40)**

CH_L

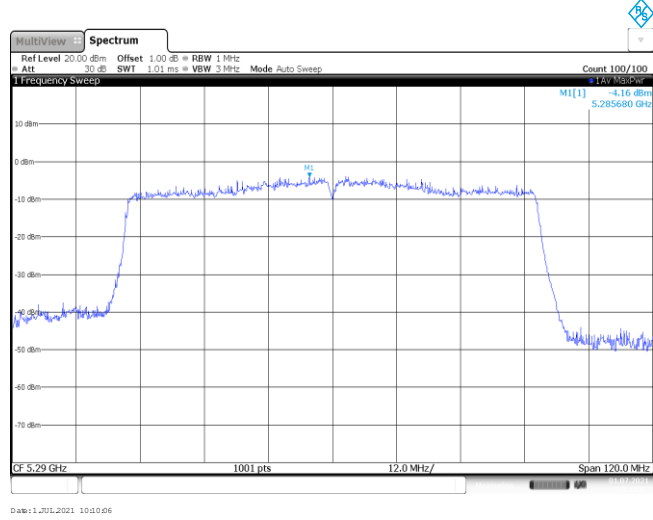


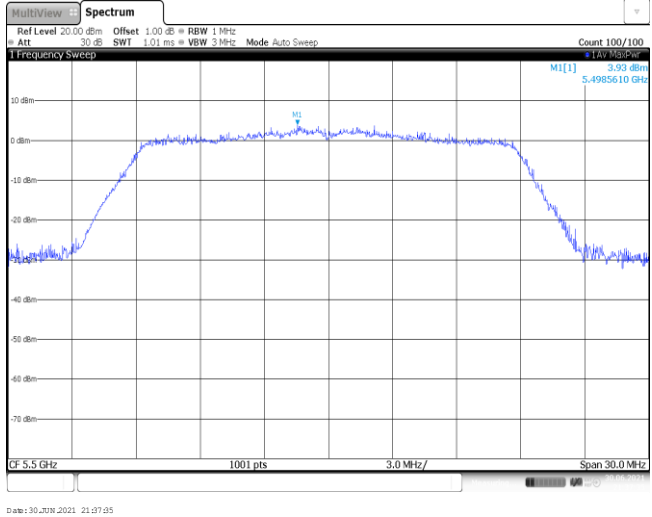
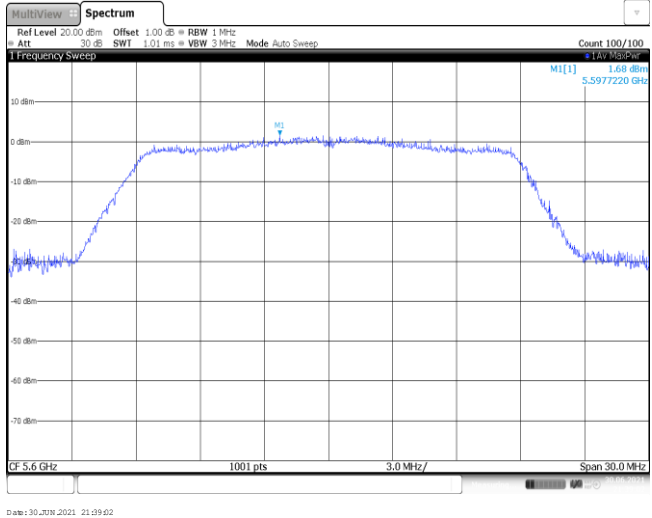
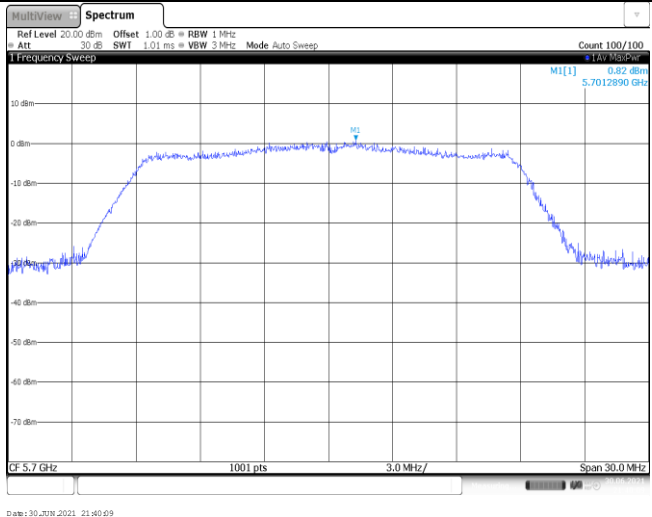
CH_H

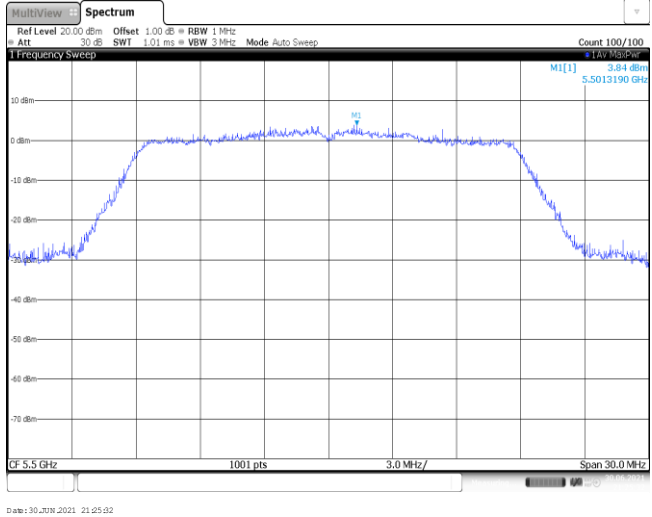
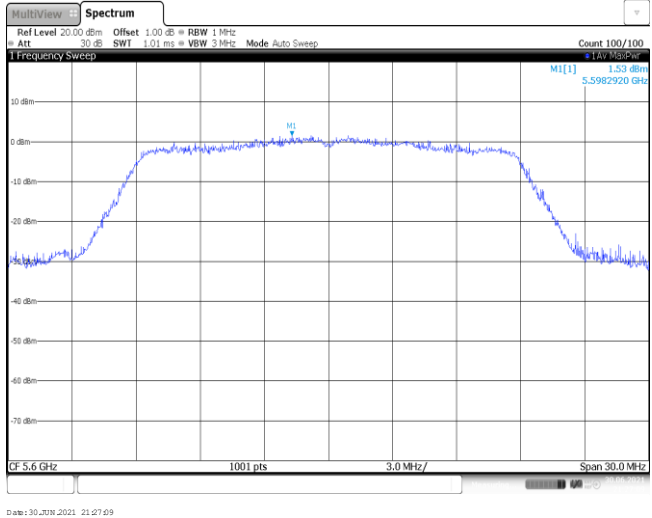
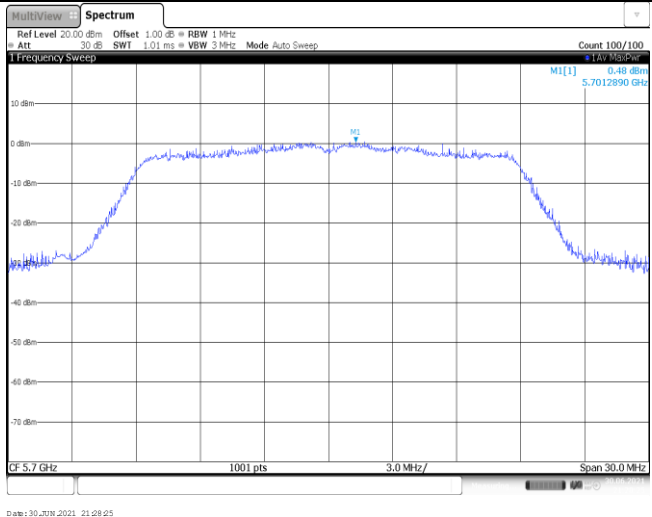


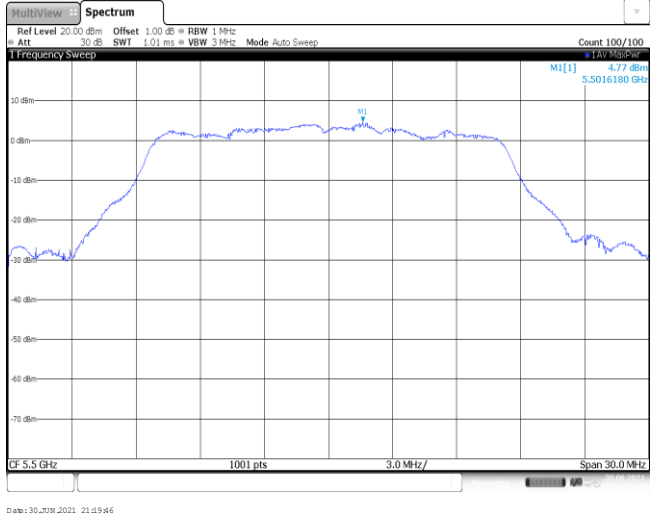
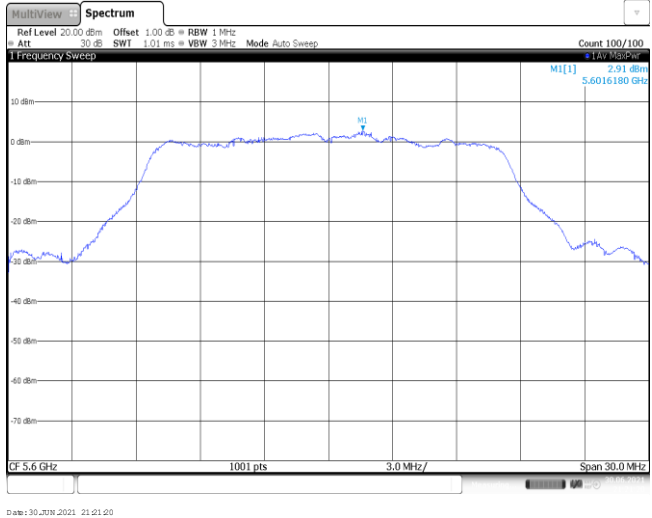
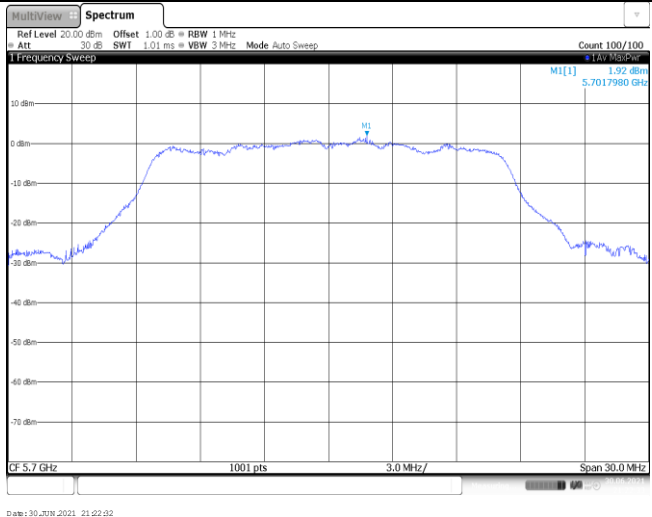
Band II **802.11ac (HT80)**

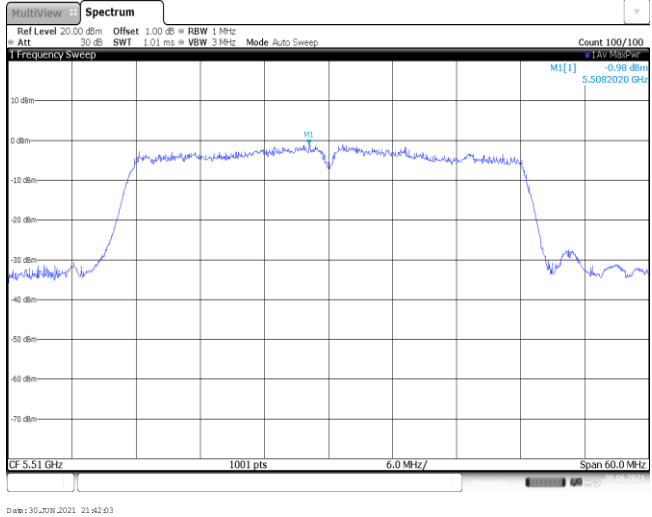
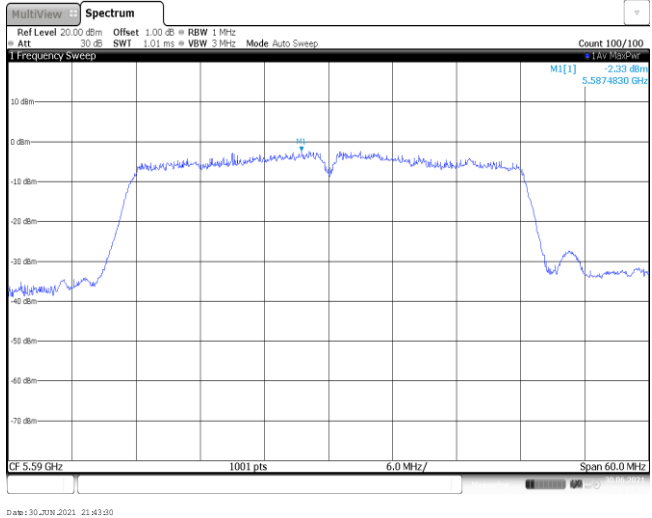
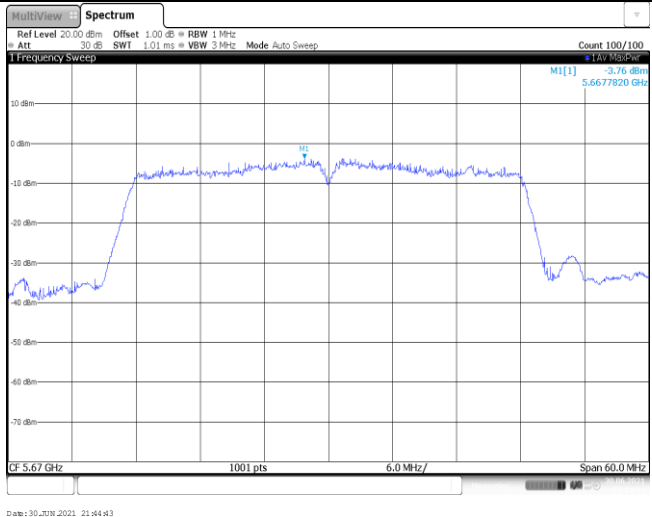
CH_M



Band III		802.11ac (HT20)
CH _L	 <p>The spectrum plot for channel CH_L shows a signal centered around 5.5 GHz. The y-axis represents power in dBm, ranging from -70 to 10. The x-axis represents frequency in GHz, ranging from 5.5 to 5.7. The signal is a flat-topped pulse with a bandwidth of approximately 20 MHz. A peak is marked at 5.4985610 GHz with a power level of 3.93 dBm. The plot includes technical details: Ref Level 20.00 dBm, Offset 1.00 dB, RBW 1 MHz, Att 30 dB, SWT 1.01 ms, VBW 3 MHz, Mode Auto Sweep, Count 100/100, and Span 30.0 MHz.</p>	
CH _M	 <p>The spectrum plot for channel CH_M shows a signal centered around 5.6 GHz. The y-axis represents power in dBm, ranging from -70 to 10. The x-axis represents frequency in GHz, ranging from 5.6 to 5.8. The signal is a flat-topped pulse with a bandwidth of approximately 20 MHz. A peak is marked at 5.5977220 GHz with a power level of 1.68 dBm. The plot includes technical details: Ref Level 20.00 dBm, Offset 1.00 dB, RBW 1 MHz, Att 30 dB, SWT 1.01 ms, VBW 3 MHz, Mode Auto Sweep, Count 100/100, and Span 30.0 MHz.</p>	
CH _H	 <p>The spectrum plot for channel CH_H shows a signal centered around 5.7 GHz. The y-axis represents power in dBm, ranging from -70 to 10. The x-axis represents frequency in GHz, ranging from 5.7 to 5.9. The signal is a flat-topped pulse with a bandwidth of approximately 20 MHz. A peak is marked at 5.7012890 GHz with a power level of 0.82 dBm. The plot includes technical details: Ref Level 20.00 dBm, Offset 1.00 dB, RBW 1 MHz, Att 30 dB, SWT 1.01 ms, VBW 3 MHz, Mode Auto Sweep, Count 100/100, and Span 30.0 MHz.</p>	

Band III		802.11n (HT20)
CH _L	 <p>The spectrum plot for channel CH_L shows a signal centered at 5.5 GHz. The y-axis represents power in dBm, ranging from -70 to 10. The x-axis represents frequency in MHz, with a span of 30.0 MHz. The signal is a flat-topped pulse with a peak level of approximately 0 dBm. A measurement point M1(1) is marked at 5.5013190 GHz with a power of 3.84 dBm. The plot includes technical parameters: Ref Level 20.00 dBm, Offset 1.00 dB, RBW 1 MHz, Att 30 dB, SWT 1.01 ms, VBW 3 MHz, Mode Auto Sweep, Count 100/100, and Date: 30 JUN 2021 21:25:02.</p>	
CH _M	 <p>The spectrum plot for channel CH_M shows a signal centered at 5.6 GHz. The y-axis represents power in dBm, ranging from -70 to 10. The x-axis represents frequency in MHz, with a span of 30.0 MHz. The signal is a flat-topped pulse with a peak level of approximately 0 dBm. A measurement point M1(1) is marked at 5.5982920 GHz with a power of 1.53 dBm. The plot includes technical parameters: Ref Level 20.00 dBm, Offset 1.00 dB, RBW 1 MHz, Att 30 dB, SWT 1.01 ms, VBW 3 MHz, Mode Auto Sweep, Count 100/100, and Date: 30 JUN 2021 21:27:09.</p>	
CH _H	 <p>The spectrum plot for channel CH_H shows a signal centered at 5.7 GHz. The y-axis represents power in dBm, ranging from -70 to 10. The x-axis represents frequency in MHz, with a span of 30.0 MHz. The signal is a flat-topped pulse with a peak level of approximately 0 dBm. A measurement point M1(1) is marked at 5.7012890 GHz with a power of 0.48 dBm. The plot includes technical parameters: Ref Level 20.00 dBm, Offset 1.00 dB, RBW 1 MHz, Att 30 dB, SWT 1.01 ms, VBW 3 MHz, Mode Auto Sweep, Count 100/100, and Date: 30 JUN 2021 21:28:25.</p>	

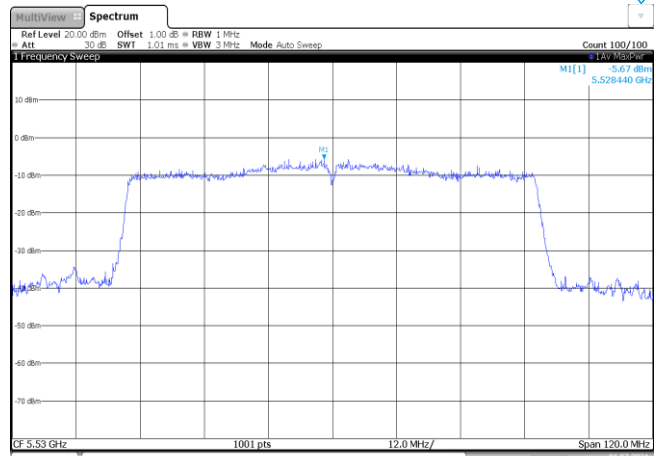
Band III		802.11a
CH _L		
CH _M		
CH _H		

Band III		802.11ac (HT40)
CH _L	 <p>Ref Level 20.00 dBm Offset 1.00 dB RBW 1 MHz Count 100/100 Att 30 dB SWF 1.01 ms VBW 3 MHz Mode Auto Sweep M1(1) -0.98 dBm 5.5082020 GHz CF 5.51 GHz 1001 pts 6.0 MHz/ Span 60.0 MHz Date: 30_JUN_2021 21:42:03</p>	
CH _M	 <p>Ref Level 20.00 dBm Offset 1.00 dB RBW 1 MHz Count 100/100 Att 30 dB SWF 1.01 ms VBW 3 MHz Mode Auto Sweep M1(1) -2.33 dBm 5.5874830 GHz CF 5.59 GHz 1001 pts 6.0 MHz/ Span 60.0 MHz Date: 30_JUN_2021 21:43:00</p>	
CH _H	 <p>Ref Level 20.00 dBm Offset 1.00 dB RBW 1 MHz Count 100/100 Att 30 dB SWF 1.01 ms VBW 3 MHz Mode Auto Sweep M1(1) -3.76 dBm 5.6677820 GHz CF 5.67 GHz 1001 pts 6.0 MHz/ Span 60.0 MHz Date: 30_JUN_2021 21:44:43</p>	

Band III		802.11n (HT40)
CH _L	<p> MultiView Spectrum Ref Level 20.00 dBm Offset 1.00 dB RBW 1 MHz Count 100/100 Att 30 dB SWT 1.01 ms VBW 3 MHz Mode Auto Sweep 1 Frequency Sweep M1(1) -0.60 dBm 5.5083820 GHz CF 5.51 GHz 1001 pts 6.0 MHz/ Span 60.0 MHz Date: 30 JUN 2021 21:32:48 </p>	
CH _M	<p> MultiView Spectrum Ref Level 20.00 dBm Offset 1.00 dB RBW 1 MHz Count 100/100 Att 30 dB SWT 1.01 ms VBW 3 MHz Mode Auto Sweep 1 Frequency Sweep M1(1) -1.78 dBm 5.5940760 GHz CF 5.59 GHz 1001 pts 6.0 MHz/ Span 60.0 MHz Date: 30 JUN 2021 21:34:23 </p>	
CH _H	<p> MultiView Spectrum Ref Level 20.00 dBm Offset 1.00 dB RBW 1 MHz Count 100/100 Att 30 dB SWT 1.01 ms VBW 3 MHz Mode Auto Sweep 1 Frequency Sweep M1(1) -3.66 dBm 5.6752750 GHz CF 5.67 GHz 1001 pts 6.0 MHz/ Span 60.0 MHz Date: 30 JUN 2021 21:35:26 </p>	

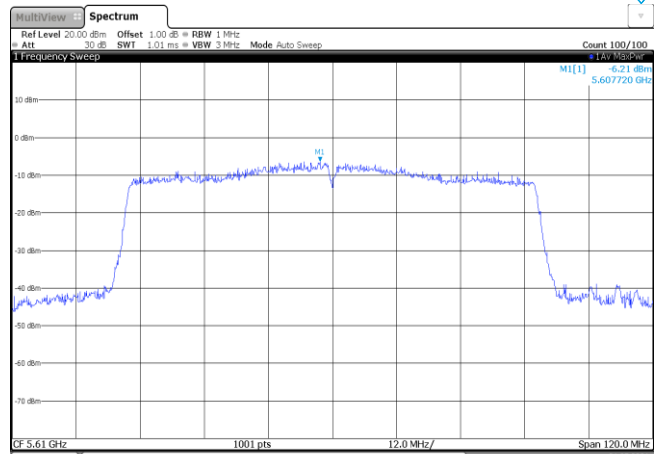
Band III **802.11ac (HT80)**

CH_L



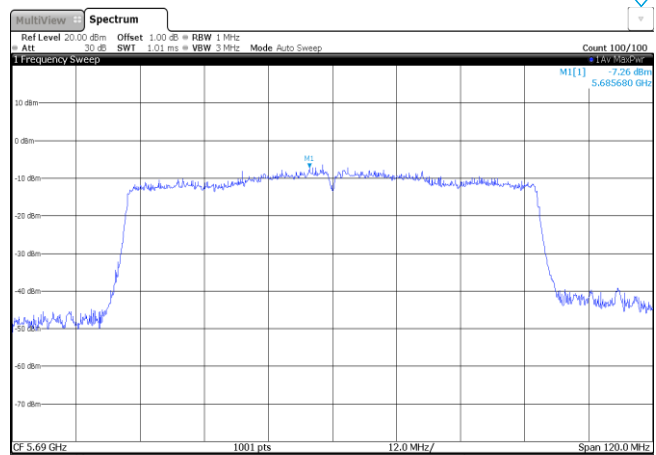
Date: 11-Jul-2021 10:19:34

CH_M



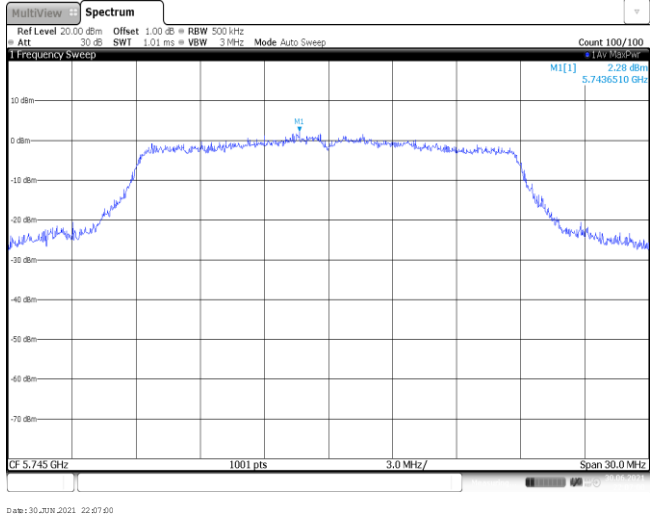
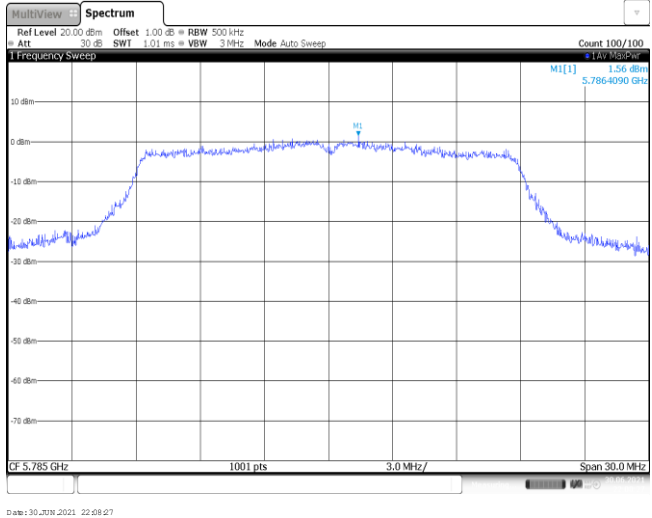
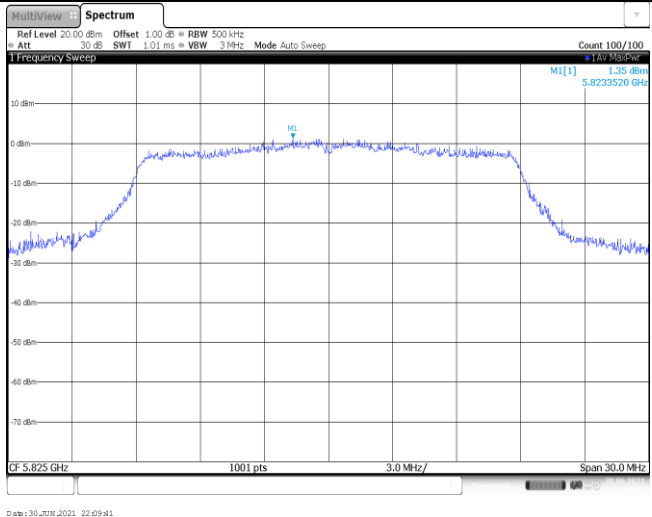
Date: 11-Jul-2021 10:21:01

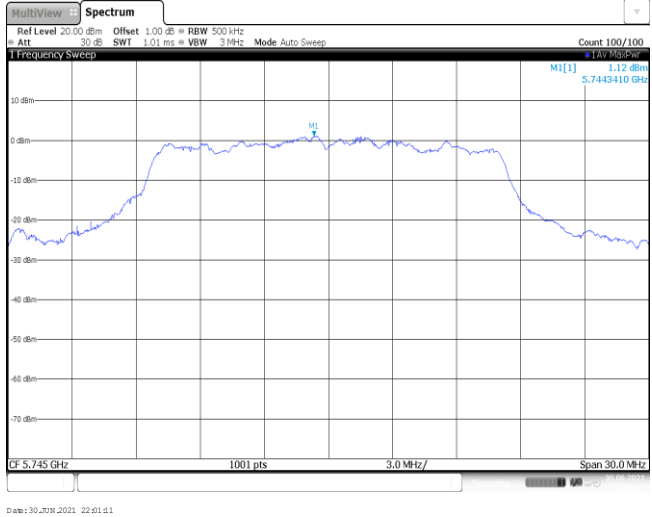
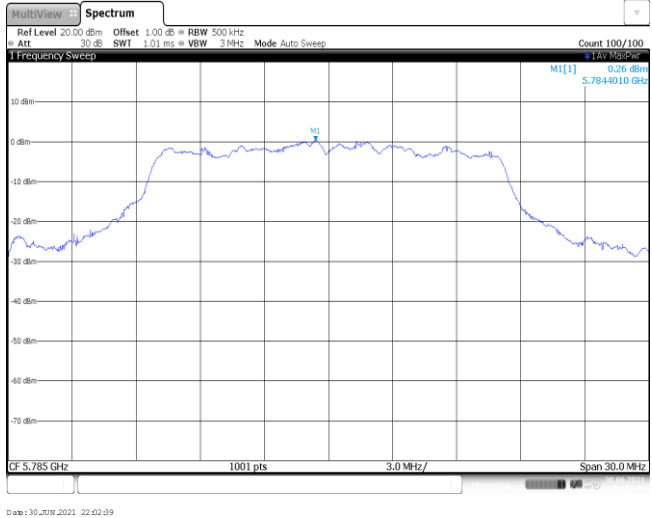
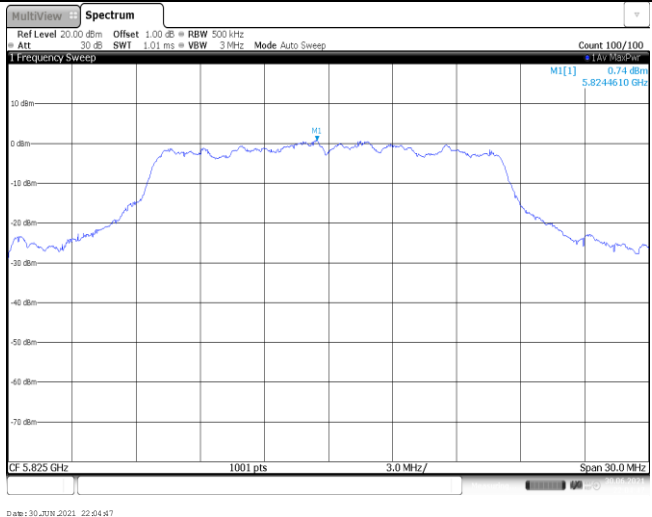
CH_H

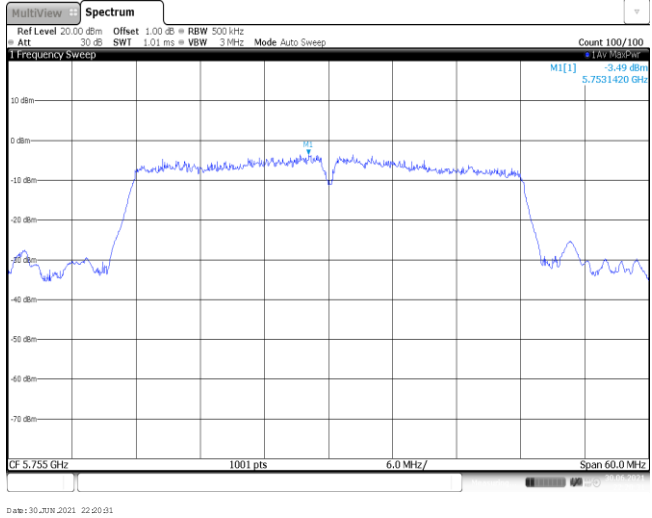
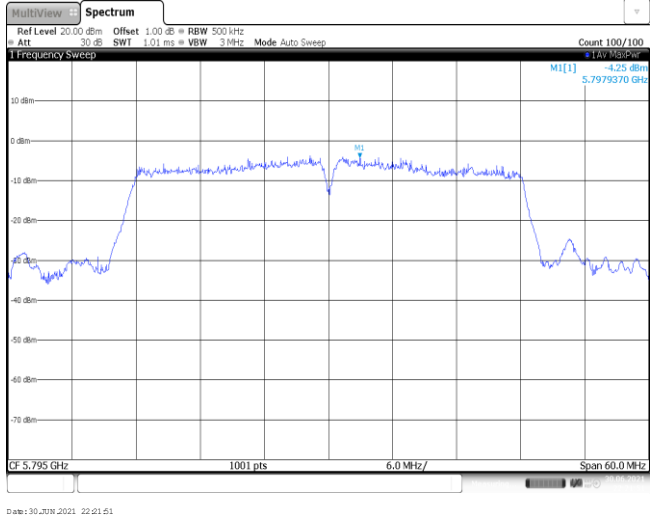


Date: 11-Jul-2021 10:23:03

Band IV		802.11ac (HT20)
CH _L	<p>MultiView Spectrum Ref Level 20.00 dBm Offset 1.00 dB RBW 500 kHz Att 30 dB SWF 1.01 ms VBW 3 MHz Mode Auto Sweep Count 100/100 1 Frequency Sweep M1[1] 0.37 dBm 5.7443710 GHz CF 5.745 GHz 1001 pts 3.0 MHz/ Span 30.0 MHz Date: 30 JUN 2021 22:15:14</p>	
CH _M	<p>MultiView Spectrum Ref Level 20.00 dBm Offset 1.00 dB RBW 500 kHz Att 30 dB SWF 1.01 ms VBW 3 MHz Mode Auto Sweep Count 100/100 1 Frequency Sweep M1[1] 0.14 dBm 5.7822730 GHz CF 5.785 GHz 1001 pts 3.0 MHz/ Span 30.0 MHz Date: 30 JUN 2021 22:16:38</p>	
CH _H	<p>MultiView Spectrum Ref Level 20.00 dBm Offset 1.00 dB RBW 500 kHz Att 30 dB SWF 1.01 ms VBW 3 MHz Mode Auto Sweep Count 100/100 1 Frequency Sweep M1[1] 0.09 dBm 5.8236510 GHz CF 5.825 GHz 1001 pts 3.0 MHz/ Span 30.0 MHz Date: 30 JUN 2021 22:18:16</p>	

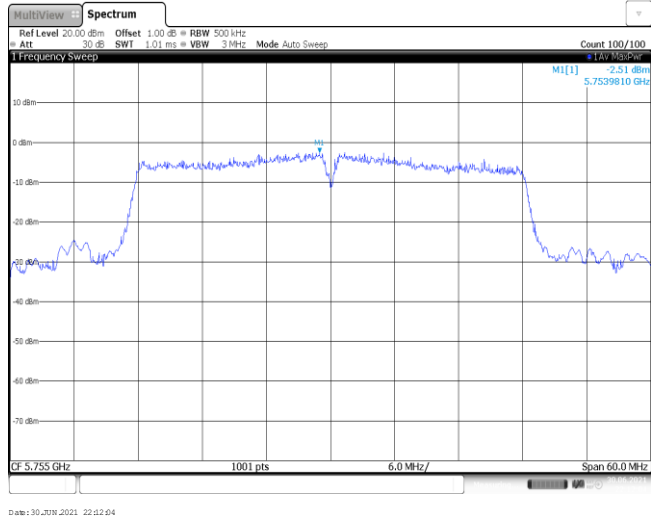
Band IV		802.11n (HT20)
CH _L		
CH _M		
CH _H		

Band IV		802.11a
CH _L	 <p>MultiView Spectrum Ref Level 20.00 dBm Offset 1.00 dB RBW 500 kHz Att 30 dB SWF 1.01 ms VBW 3 MHz Mode Auto Sweep Count 100/100 1 Frequency Sweep M1(1) 1.12 dBm 5.7443410 GHz CF 5.745 GHz 1001 pts 3.0 MHz/ Span 30.0 MHz Date: 30_JUN_2021 22:21:11</p>	
CH _M	 <p>MultiView Spectrum Ref Level 20.00 dBm Offset 1.00 dB RBW 500 kHz Att 30 dB SWF 1.01 ms VBW 3 MHz Mode Auto Sweep Count 100/100 1 Frequency Sweep M1(1) 0.26 dBm 5.7844010 GHz CF 5.785 GHz 1001 pts 3.0 MHz/ Span 30.0 MHz Date: 30_JUN_2021 22:22:39</p>	
CH _H	 <p>MultiView Spectrum Ref Level 20.00 dBm Offset 1.00 dB RBW 500 kHz Att 30 dB SWF 1.01 ms VBW 3 MHz Mode Auto Sweep Count 100/100 1 Frequency Sweep M1(1) 0.74 dBm 5.8244610 GHz CF 5.825 GHz 1001 pts 3.0 MHz/ Span 30.0 MHz Date: 30_JUN_2021 22:24:47</p>	

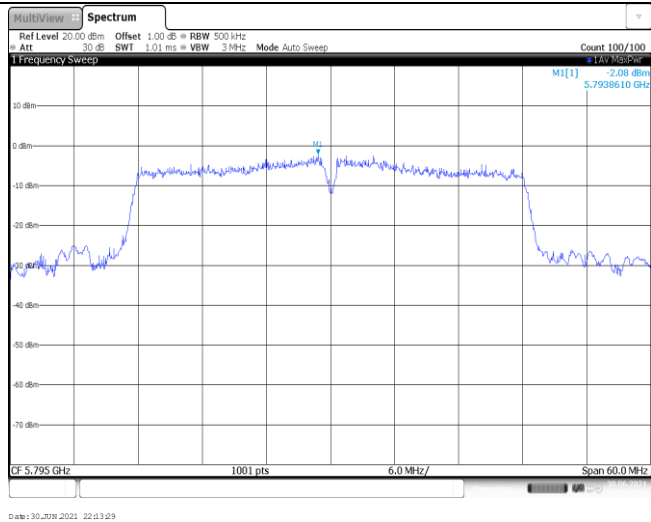
Band IV		802.11ac (HT40)
CH _L	 <p>Ref Level 20.00 dBm Offset 1.00 dB RBW 500 kHz Att 30 dB SWF 1.01 ms VBW 3 MHz Mode Auto Sweep Count 100/100 1 Frequency Sweep M[1] -3.49 dBm 5.7531420 GHz CF 5.755 GHz 1001 pts 6.0 MHz/ Span 60.0 MHz Date: 30 JUN 2021 22:20:01</p>	
CH _H	 <p>Ref Level 20.00 dBm Offset 1.00 dB RBW 500 kHz Att 30 dB SWF 1.01 ms VBW 3 MHz Mode Auto Sweep Count 100/100 1 Frequency Sweep M[1] -4.25 dBm 5.7979370 GHz CF 5.795 GHz 1001 pts 6.0 MHz/ Span 60.0 MHz Date: 30 JUN 2021 22:21:51</p>	

Band IV **802.11n (HT40)**

CH_L

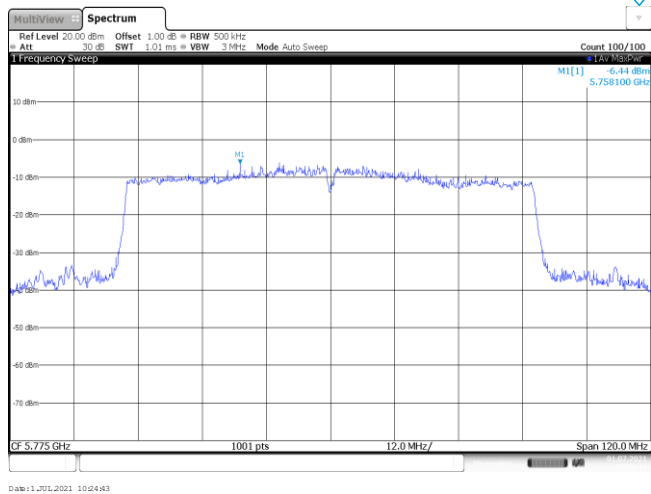


CH_H



Band IV **802.11ac (HT80)**

CH_M



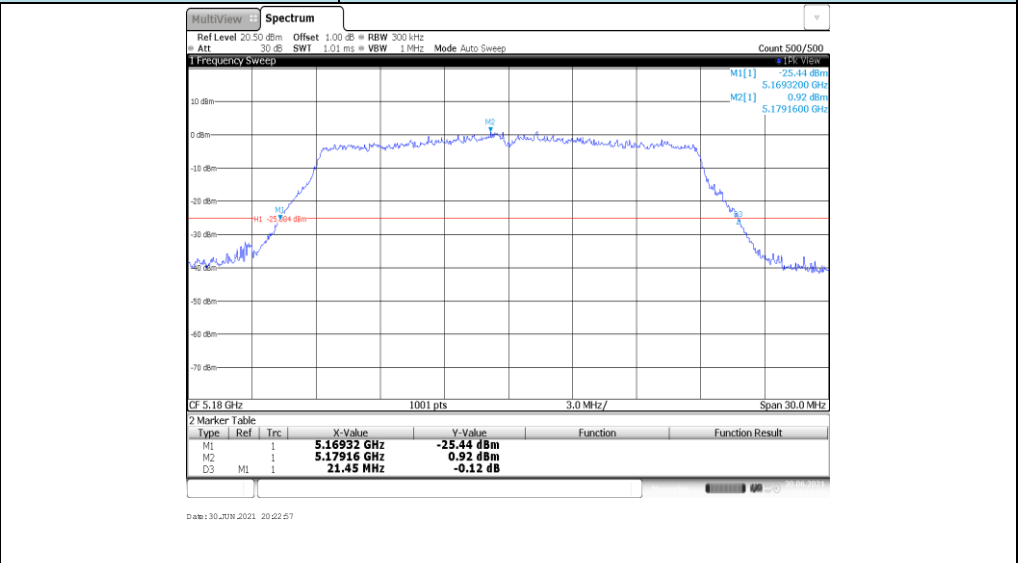
Appendix C: 26dB bandwidth

Band	Bandwidth (MHz)	Type	Channel	26dB bandwidth (MHz)	Result
I	20	802.11ac	CH _L	21.45	Pass
			CH _M	21.39	
			CH _H	21.54	
		802.11n	CH _L	21.54	Pass
			CH _M	21.45	
			CH _H	21.48	
		802.11a	CH _L	21.18	Pass
			CH _M	21.06	
			CH _H	20.94	
	40	802.11ac	CH _L	40.50	Pass
			CH _H	40.38	
		802.11n	CH _L	39.72	Pass
CH _H			39.54		
80	802.11ac	CH _M	80.76	Pass	
II	20	802.11ac	CH _L	21.51	Pass
			CH _M	21.51	
			CH _H	21.48	
		802.11n	CH _L	21.48	Pass
			CH _M	21.54	
			CH _H	21.39	
		802.11a	CH _L	21.03	Pass
			CH _M	21.03	
			CH _H	20.94	
	40	802.11ac	CH _L	40.50	Pass
			CH _H	40.68	
		802.11n	CH _L	39.78	Pass
CH _H			39.72		
80	802.11ac	CH _M	80.76	Pass	

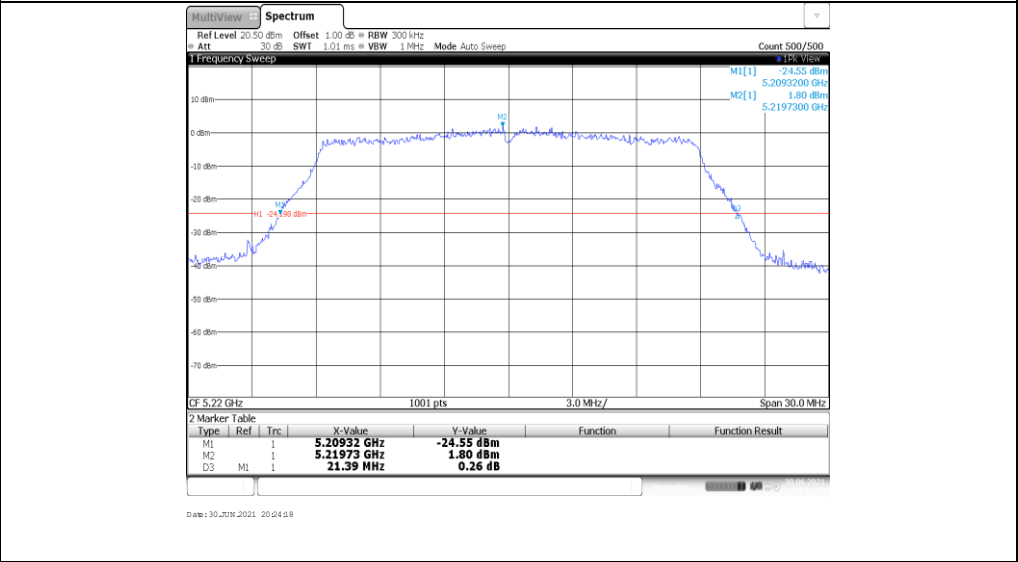
Band	Bandwidth (MHz)	Type	Channel	26dB bandwidth (MHz)	Result
III	20	802.11ac	CH _L	21.63	Pass
			CH _M	21.75	
			CH _H	21.63	
		802.11n	CH _L	21.54	Pass
			CH _M	21.48	
			CH _H	21.39	
		802.11a	CH _L	21.30	Pass
			CH _M	21.39	
			CH _H	21.99	
	40	802.11ac	CH _L	40.38	Pass
			CH _M	43.08	
			CH _H	43.56	
		802.11n	CH _L	39.84	Pass
			CH _M	39.90	
			CH _H	39.90	
80	802.11ac	CH _L	81.72	Pass	
		CH _M	80.76		
		CH _H	81.60		

Band I **802.11ac (HT20)**

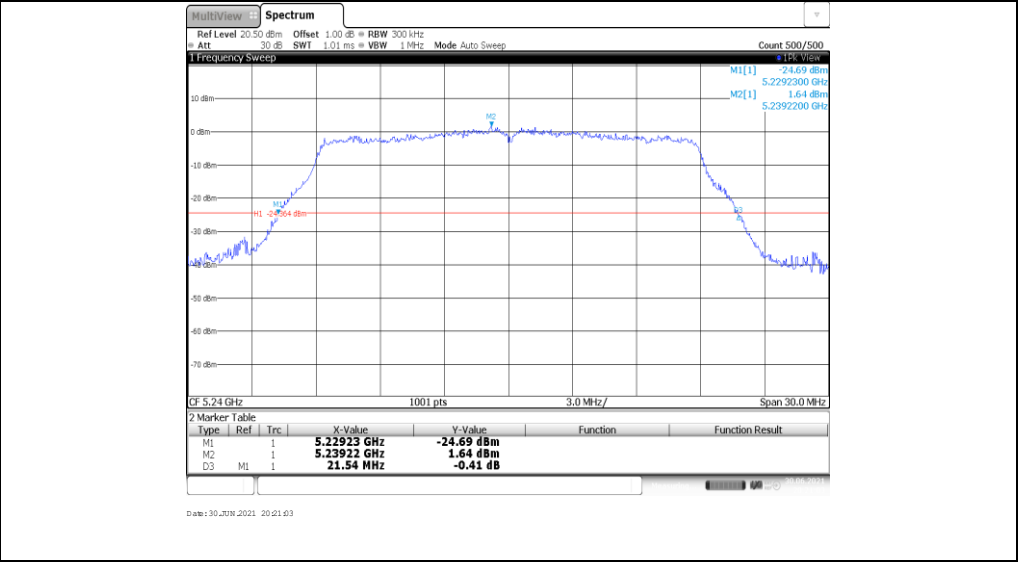
CH_L



CH_M



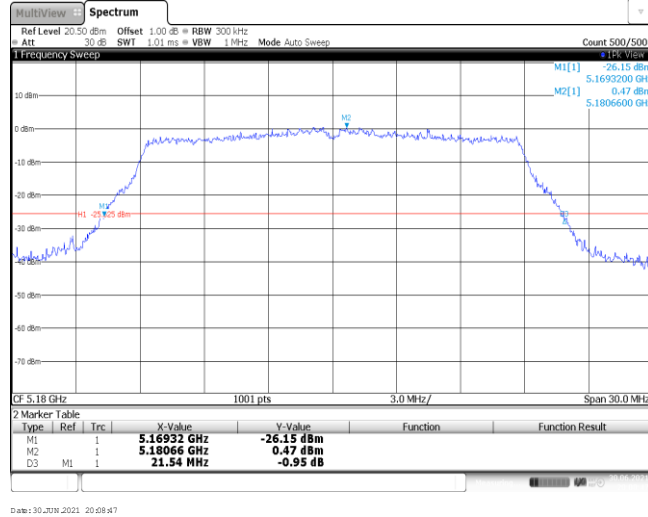
CH_H



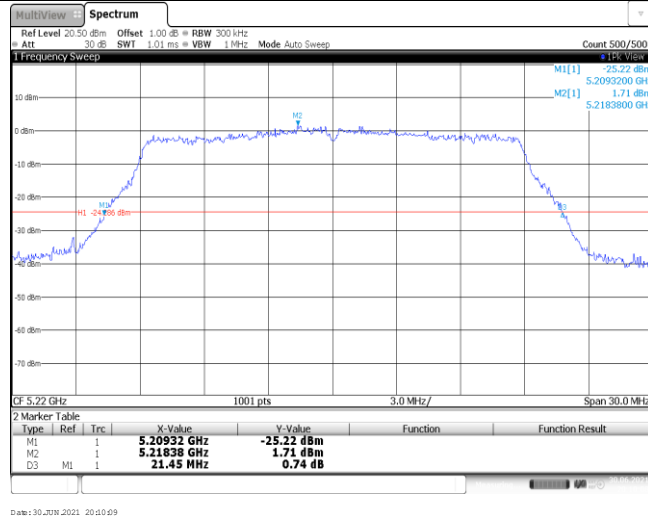
Band I

802.11n (HT20)

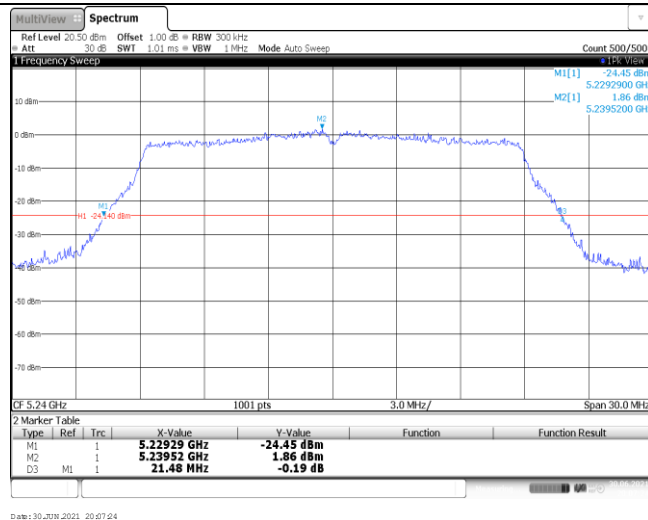
CH_L



CH_M

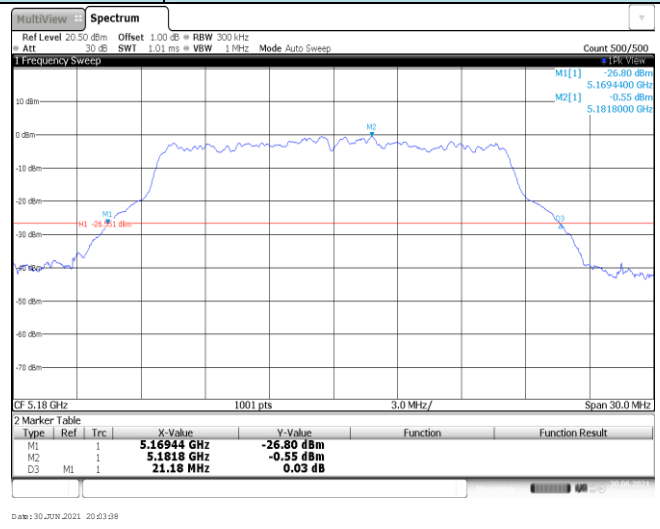


CH_H

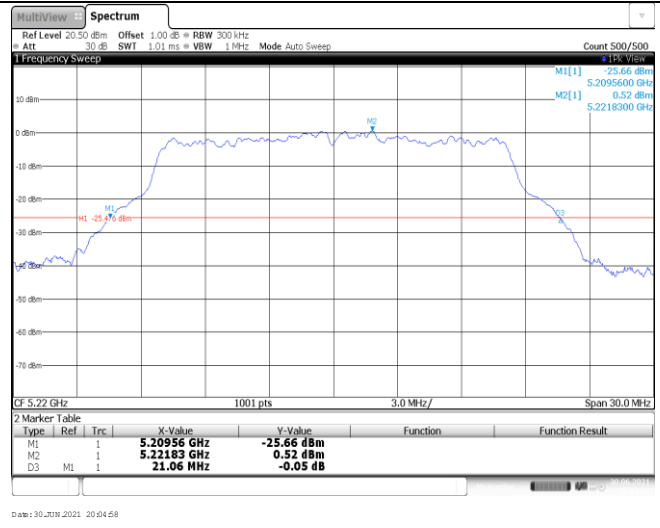


Band I **802.11a**

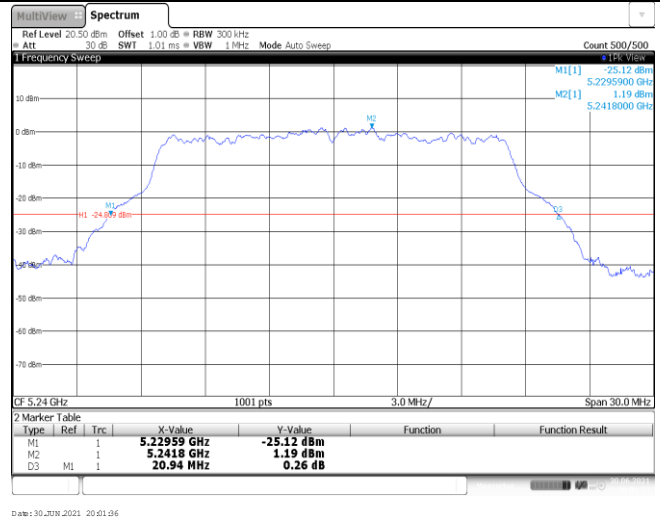
CH_L



CH_M

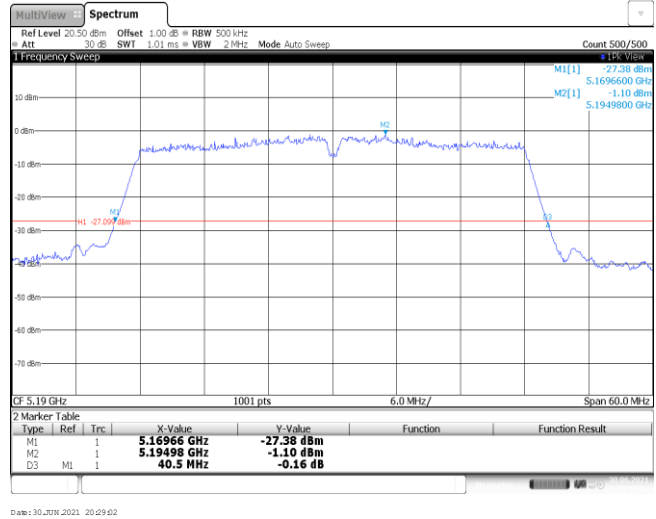


CH_H

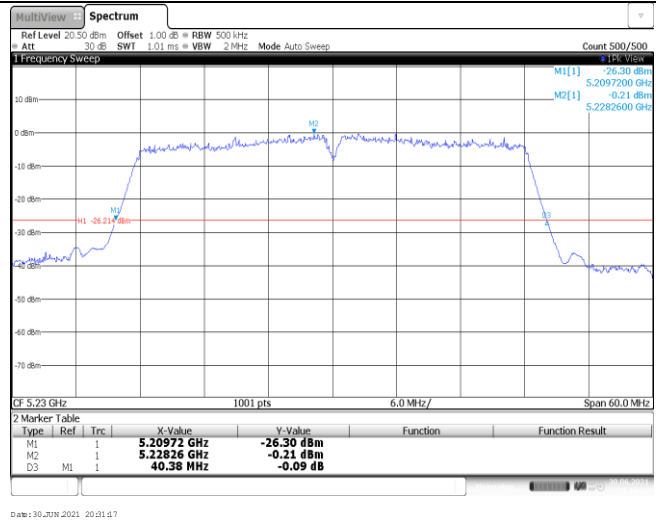


Band I **802.11ac (HT40)**

CH_L

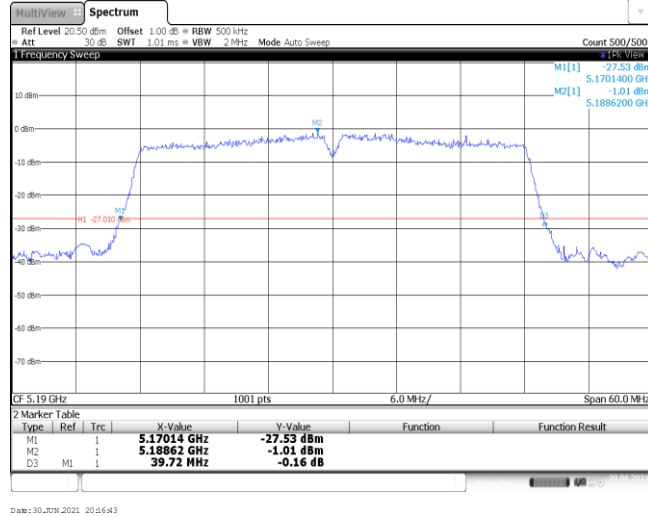


CH_H

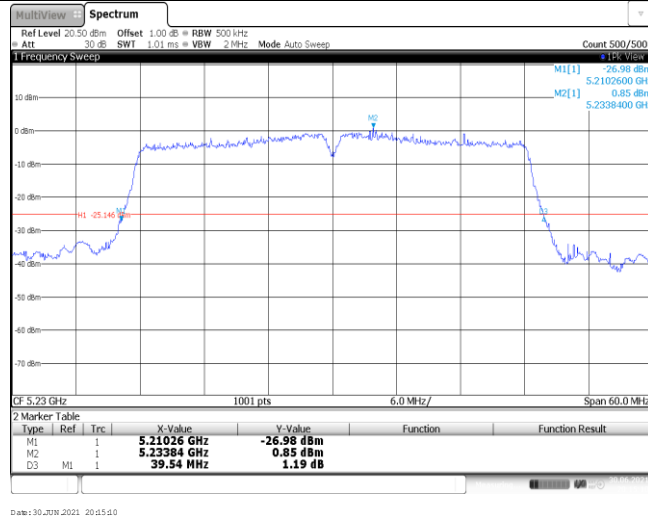


Band I **802.11n (HT40)**

CH_L

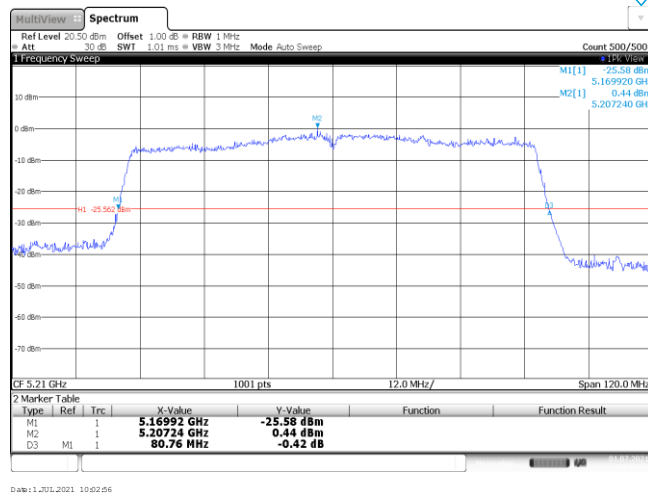


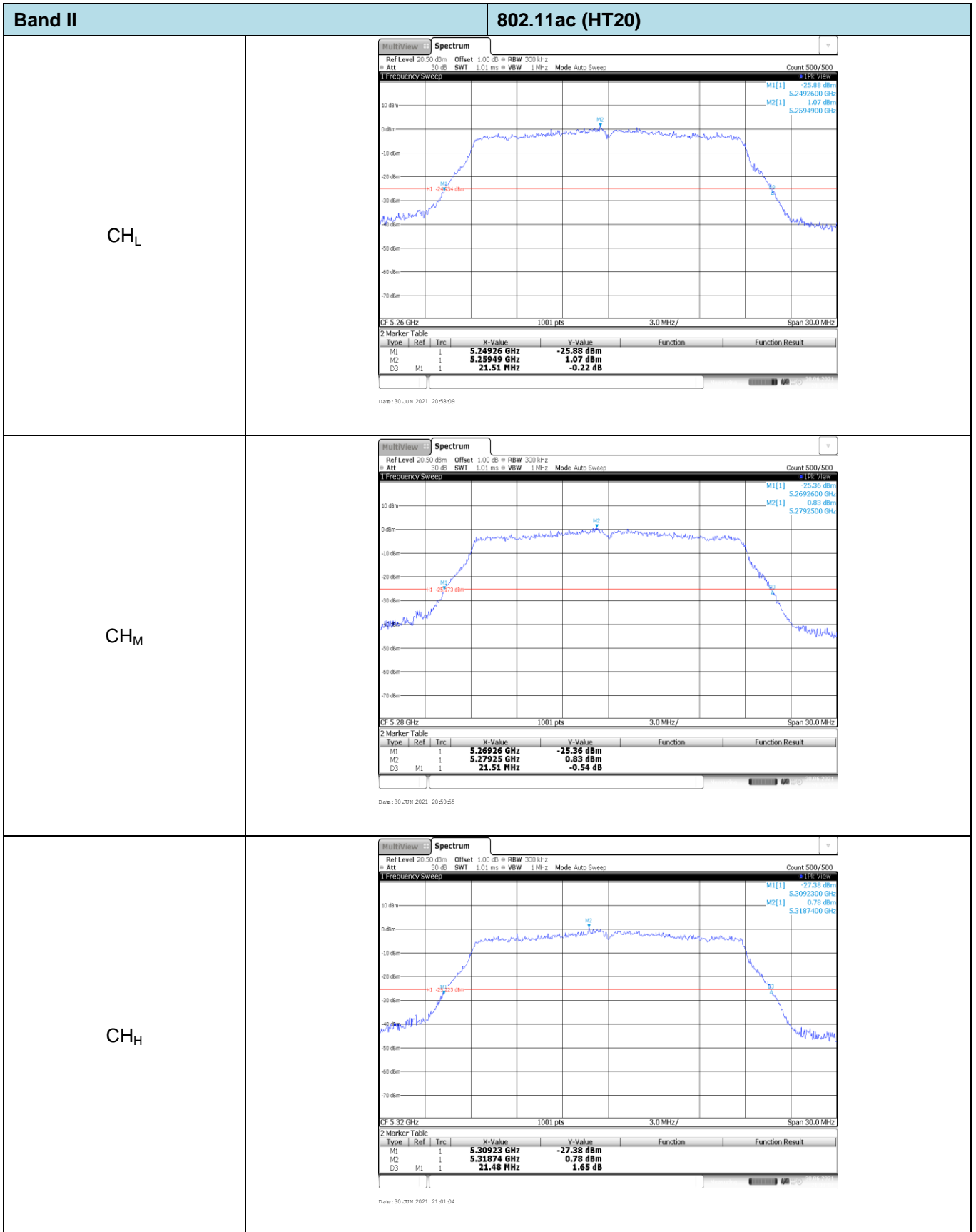
CH_H



Band I **802.11ac (HT80)**

CH_M

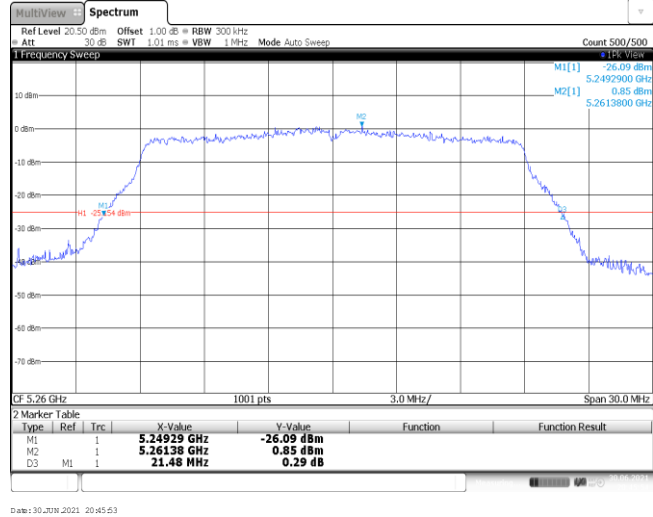




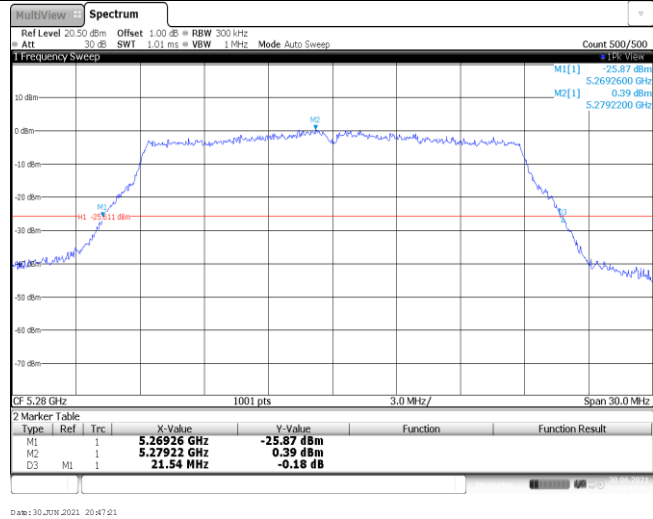
Band II

802.11n (HT20)

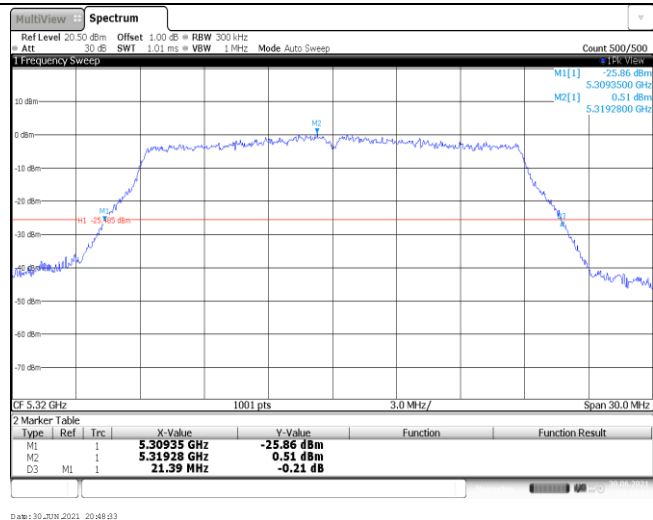
CH_L



CH_M

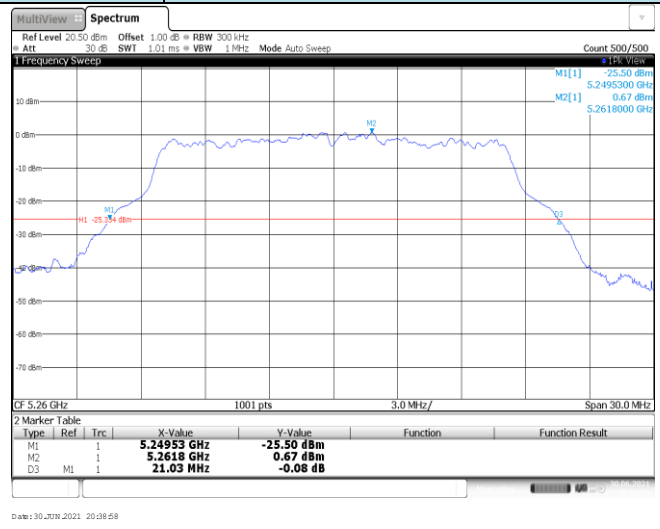


CH_H

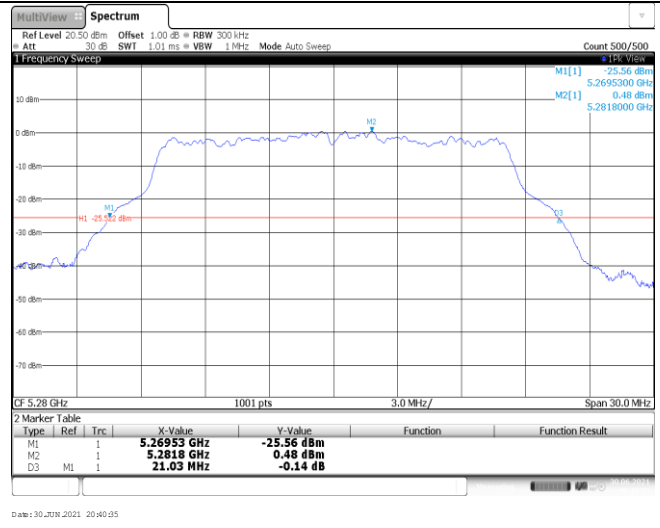


Band II **802.11a**

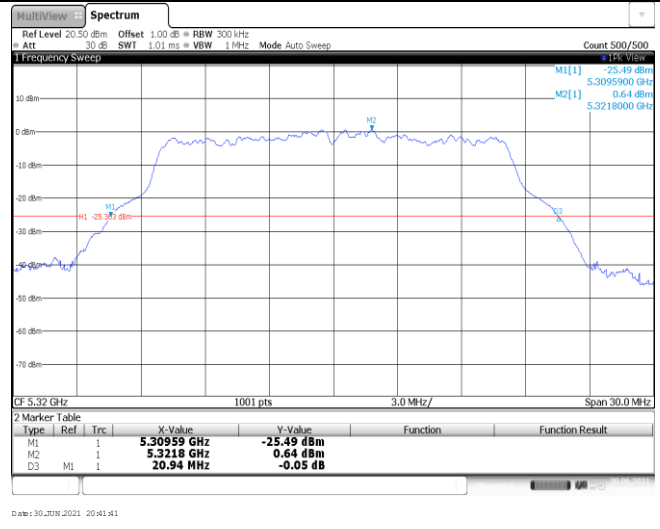
CH_L



CH_M

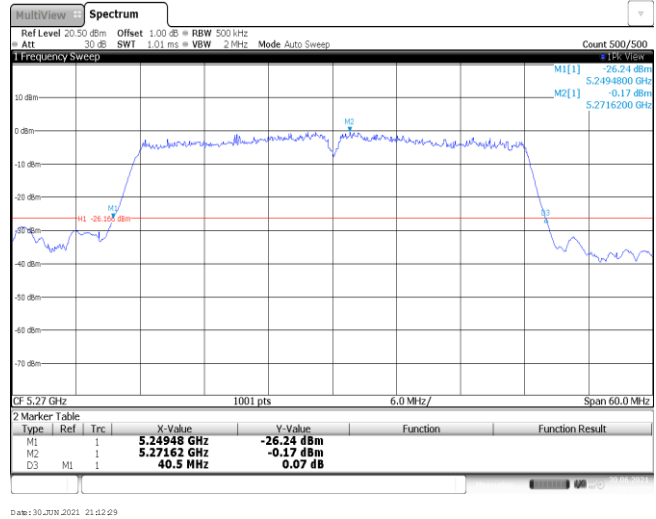


CH_H

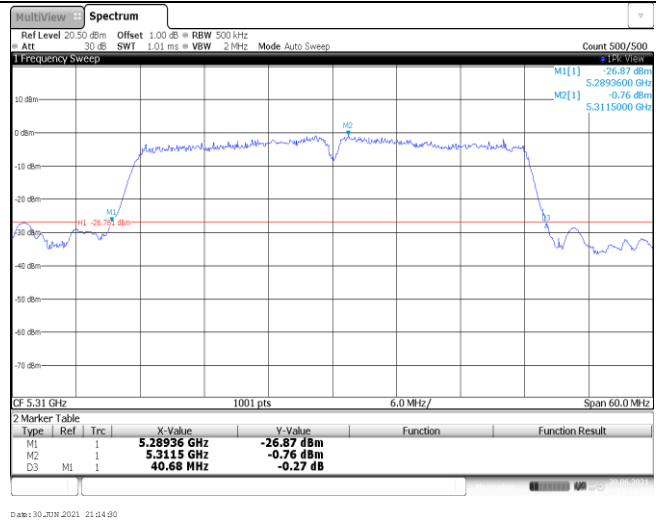


Band II **802.11ac (HT40)**

CH_L

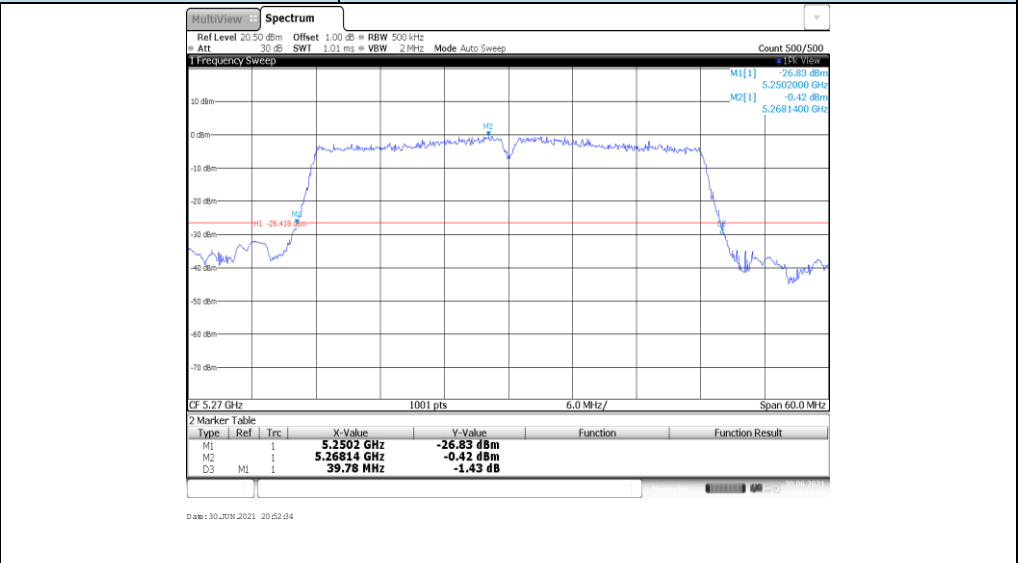


CH_H

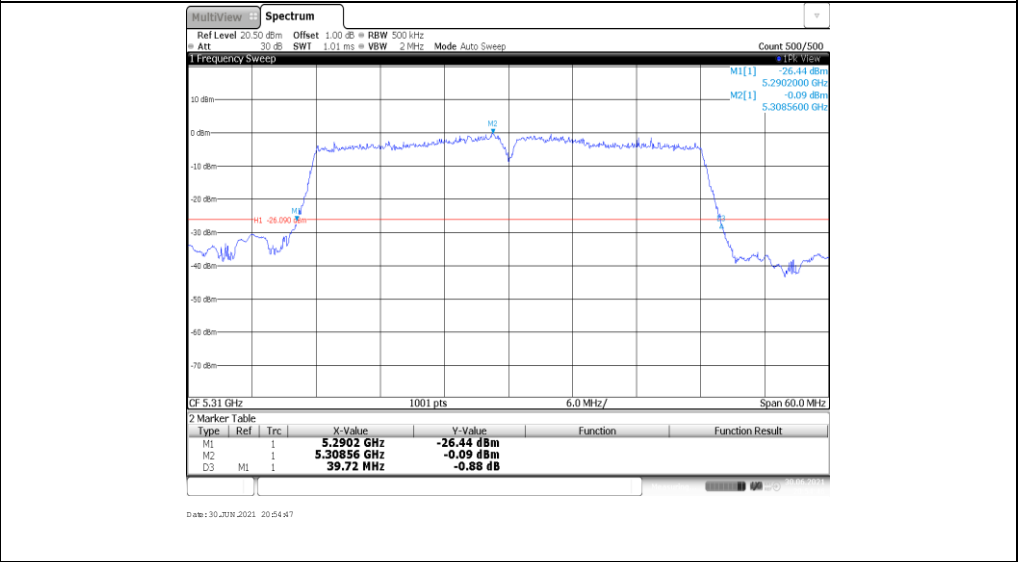


Band II **802.11n (HT40)**

CH_L

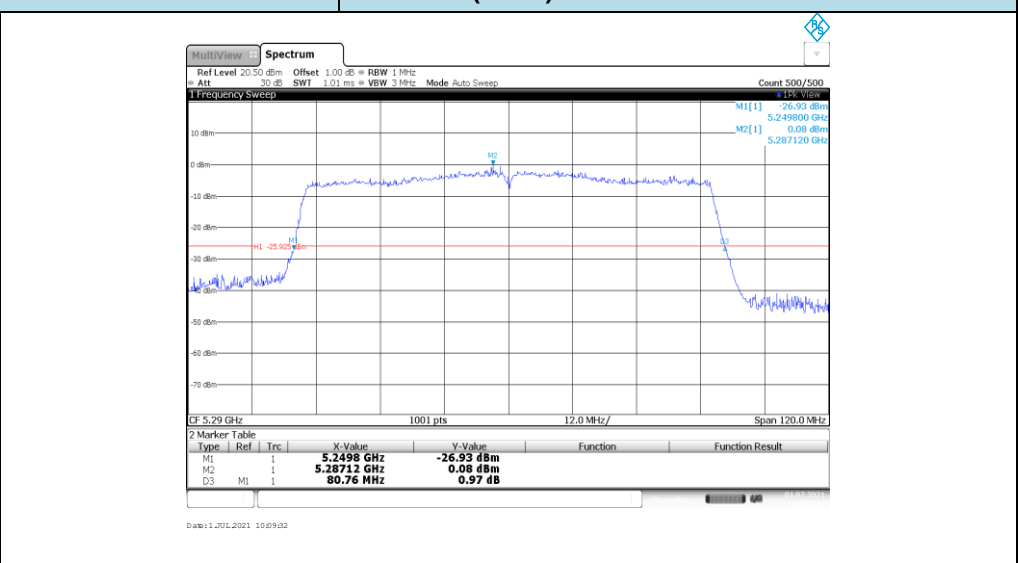


CH_H



Band II **802.11ac (HT80)**

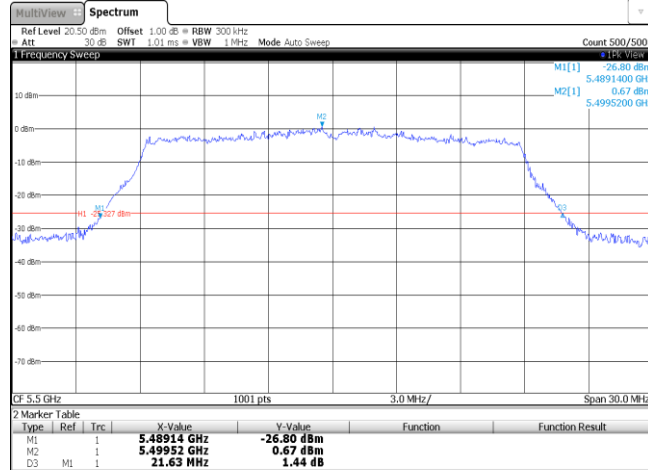
CH_M



Band III

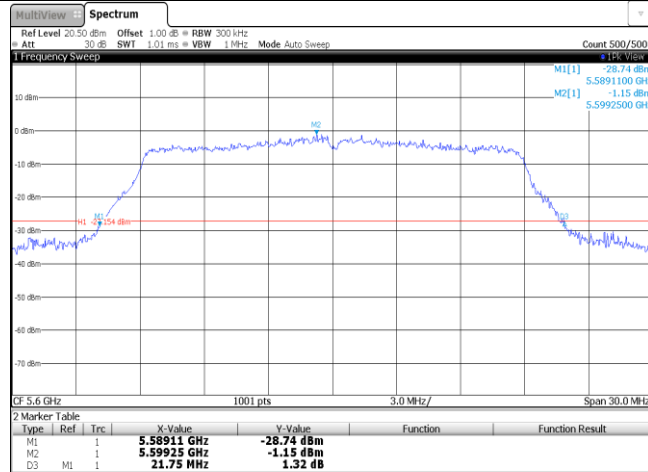
802.11ac (HT20)

CH_L



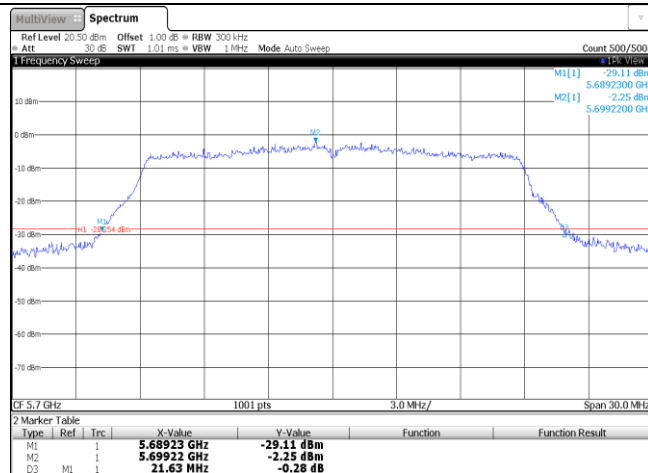
Date: 30 JUN 2021 21:27:01

CH_M



Date: 30 JUN 2021 21:28:28

CH_H

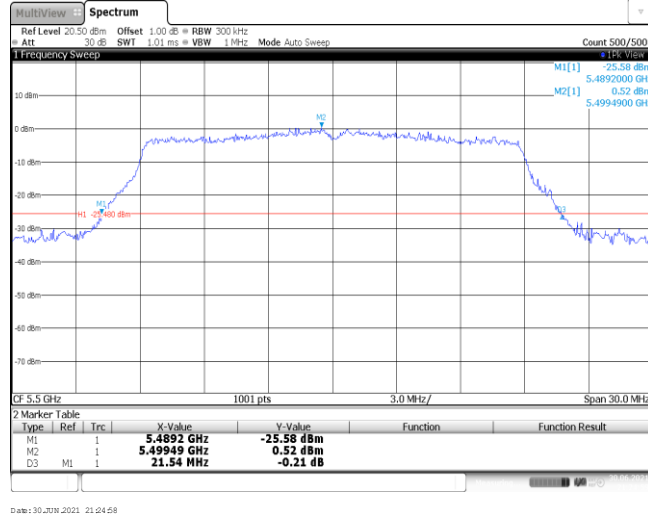


Date: 30 JUN 2021 21:29:25

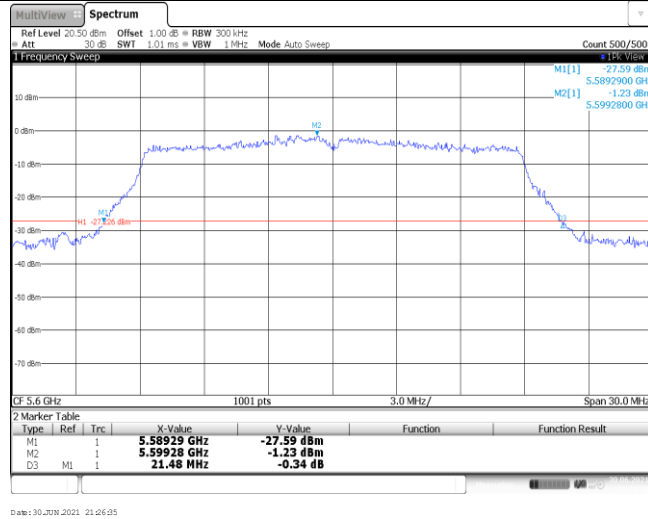
Band III

802.11n (HT20)

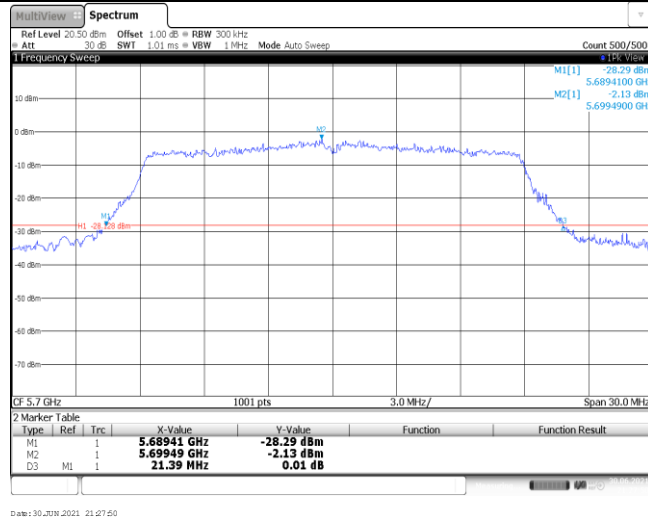
CH_L



CH_M



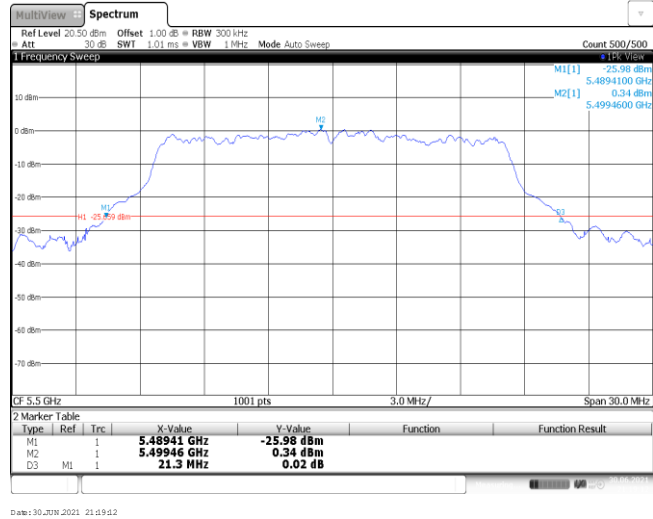
CH_H



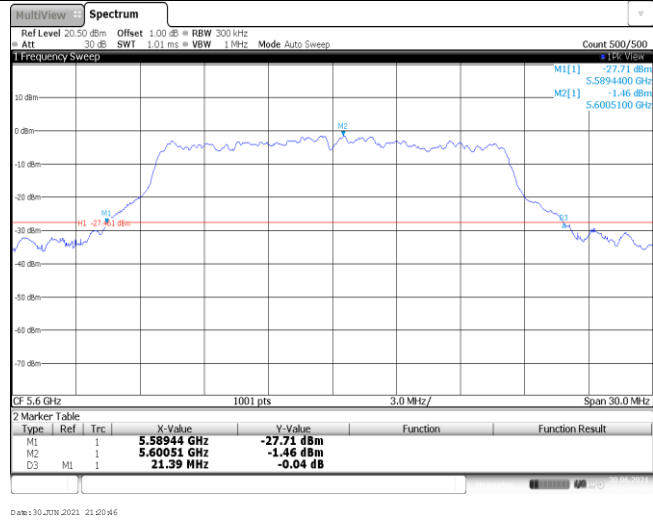
Band III

802.11a

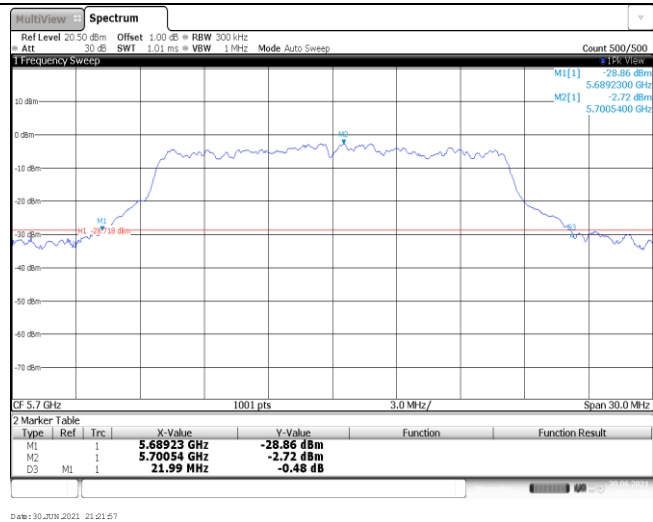
CH_L



CH_M



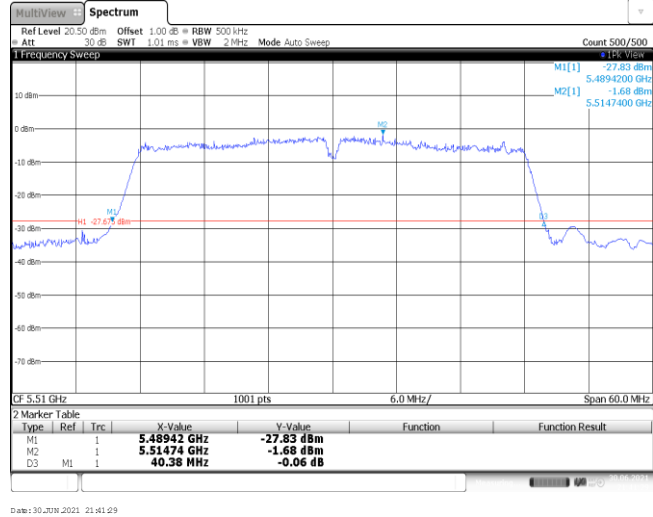
CH_H



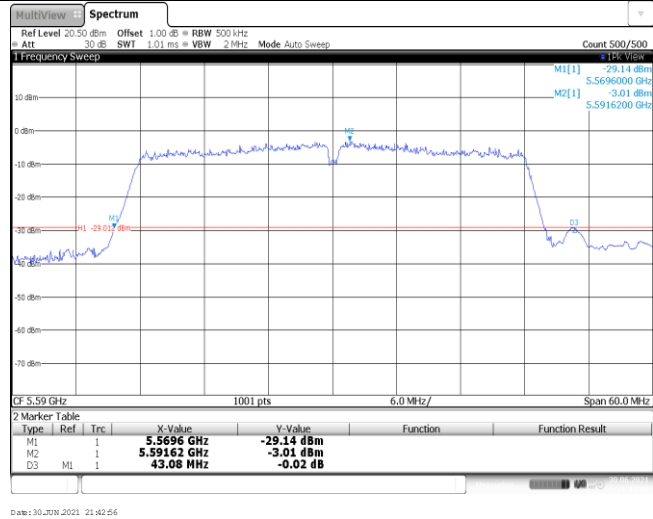
Band III

802.11ac (HT40)

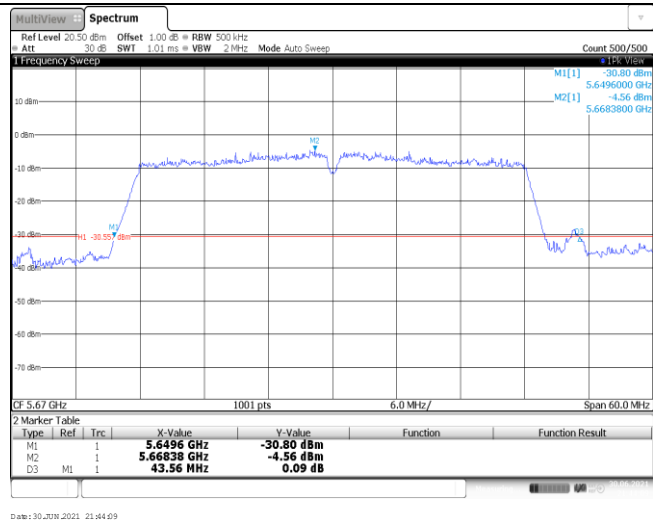
CH_L



CH_M



CH_H

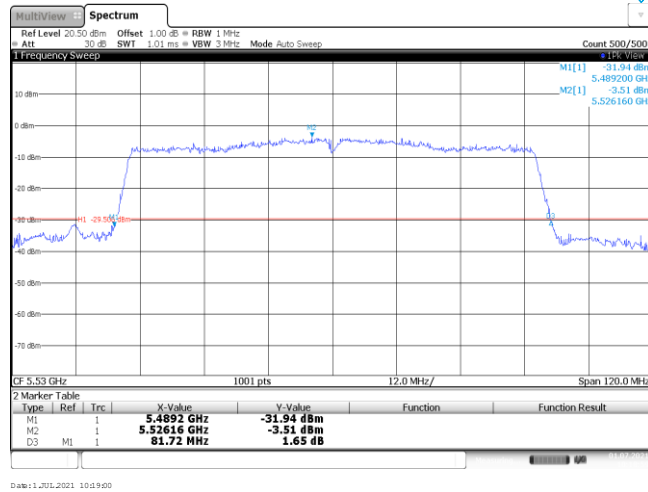


Band III		802.11n (HT40)																												
CH _L	<p>Ref Level 20.50 dBm Offset 1.00 dB BW 500 kHz Att 30 dB SWF 1.01 ms VBW 2 MHz Mode Auto Sweep Count 500/500</p> <p>CF 5.51 GHz 1001 pts 6.0 MHz/ Span 60.0 MHz</p> <table border="1"> <thead> <tr> <th>Type</th> <th>Ref</th> <th>Trc</th> <th>X-Value</th> <th>Y-Value</th> <th>Function</th> <th>Function Result</th> </tr> </thead> <tbody> <tr> <td>M1</td> <td>1</td> <td></td> <td>5.49002 GHz</td> <td>-27.93 dBm</td> <td></td> <td></td> </tr> <tr> <td>M2</td> <td>1</td> <td></td> <td>5.50802 GHz</td> <td>-1.73 dBm</td> <td></td> <td></td> </tr> <tr> <td>D3</td> <td>M1</td> <td>1</td> <td>5.50802 GHz</td> <td>-0.72 dB</td> <td></td> <td></td> </tr> </tbody> </table> <p>Date: 30 JUN 2021 21:23:14</p>		Type	Ref	Trc	X-Value	Y-Value	Function	Function Result	M1	1		5.49002 GHz	-27.93 dBm			M2	1		5.50802 GHz	-1.73 dBm			D3	M1	1	5.50802 GHz	-0.72 dB		
Type	Ref	Trc	X-Value	Y-Value	Function	Function Result																								
M1	1		5.49002 GHz	-27.93 dBm																										
M2	1		5.50802 GHz	-1.73 dBm																										
D3	M1	1	5.50802 GHz	-0.72 dB																										
CH _M	<p>Ref Level 20.50 dBm Offset 1.00 dB BW 500 kHz Att 30 dB SWF 1.01 ms VBW 2 MHz Mode Auto Sweep Count 500/500</p> <p>CF 5.59 GHz 1001 pts 6.0 MHz/ Span 60.0 MHz</p> <table border="1"> <thead> <tr> <th>Type</th> <th>Ref</th> <th>Trc</th> <th>X-Value</th> <th>Y-Value</th> <th>Function</th> <th>Function Result</th> </tr> </thead> <tbody> <tr> <td>M1</td> <td>1</td> <td></td> <td>5.57008 GHz</td> <td>-30.12 dBm</td> <td></td> <td></td> </tr> <tr> <td>M2</td> <td>1</td> <td></td> <td>5.58886 GHz</td> <td>-2.69 dBm</td> <td></td> <td></td> </tr> <tr> <td>D3</td> <td>M1</td> <td>1</td> <td>5.58886 GHz</td> <td>-0.75 dB</td> <td></td> <td></td> </tr> </tbody> </table> <p>Date: 30 JUN 2021 21:23:49</p>		Type	Ref	Trc	X-Value	Y-Value	Function	Function Result	M1	1		5.57008 GHz	-30.12 dBm			M2	1		5.58886 GHz	-2.69 dBm			D3	M1	1	5.58886 GHz	-0.75 dB		
Type	Ref	Trc	X-Value	Y-Value	Function	Function Result																								
M1	1		5.57008 GHz	-30.12 dBm																										
M2	1		5.58886 GHz	-2.69 dBm																										
D3	M1	1	5.58886 GHz	-0.75 dB																										
CH _H	<p>Ref Level 20.50 dBm Offset 1.00 dB BW 500 kHz Att 30 dB SWF 1.01 ms VBW 2 MHz Mode Auto Sweep Count 500/500</p> <p>CF 5.67 GHz 1001 pts 6.0 MHz/ Span 60.0 MHz</p> <table border="1"> <thead> <tr> <th>Type</th> <th>Ref</th> <th>Trc</th> <th>X-Value</th> <th>Y-Value</th> <th>Function</th> <th>Function Result</th> </tr> </thead> <tbody> <tr> <td>M1</td> <td>1</td> <td></td> <td>5.65002 GHz</td> <td>-31.98 dBm</td> <td></td> <td></td> </tr> <tr> <td>M2</td> <td>1</td> <td></td> <td>5.6676 GHz</td> <td>-4.57 dBm</td> <td></td> <td></td> </tr> <tr> <td>D3</td> <td>M1</td> <td>1</td> <td>5.6676 GHz</td> <td>0.15 dB</td> <td></td> <td></td> </tr> </tbody> </table> <p>Date: 30 JUN 2021 21:24:53</p>		Type	Ref	Trc	X-Value	Y-Value	Function	Function Result	M1	1		5.65002 GHz	-31.98 dBm			M2	1		5.6676 GHz	-4.57 dBm			D3	M1	1	5.6676 GHz	0.15 dB		
Type	Ref	Trc	X-Value	Y-Value	Function	Function Result																								
M1	1		5.65002 GHz	-31.98 dBm																										
M2	1		5.6676 GHz	-4.57 dBm																										
D3	M1	1	5.6676 GHz	0.15 dB																										

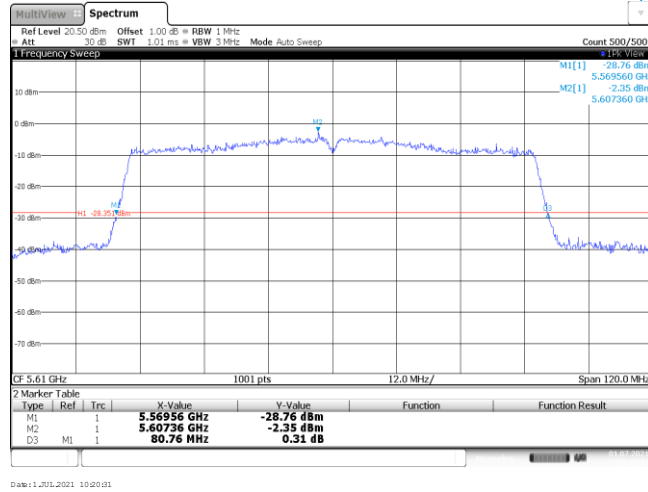
Band III

802.11ac (HT80)

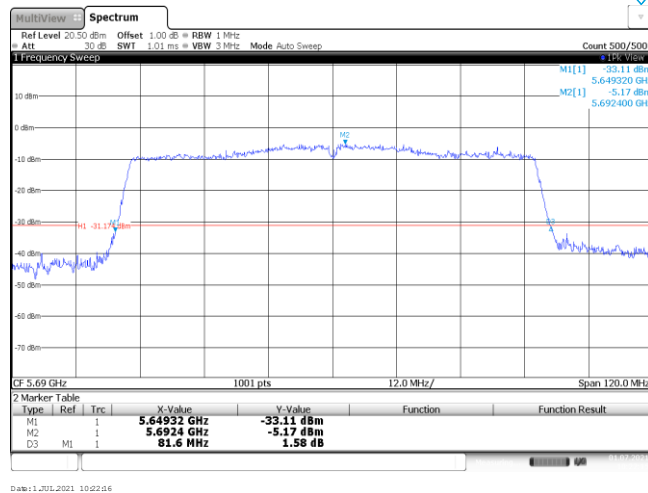
CH_L



CH_M



CH_H

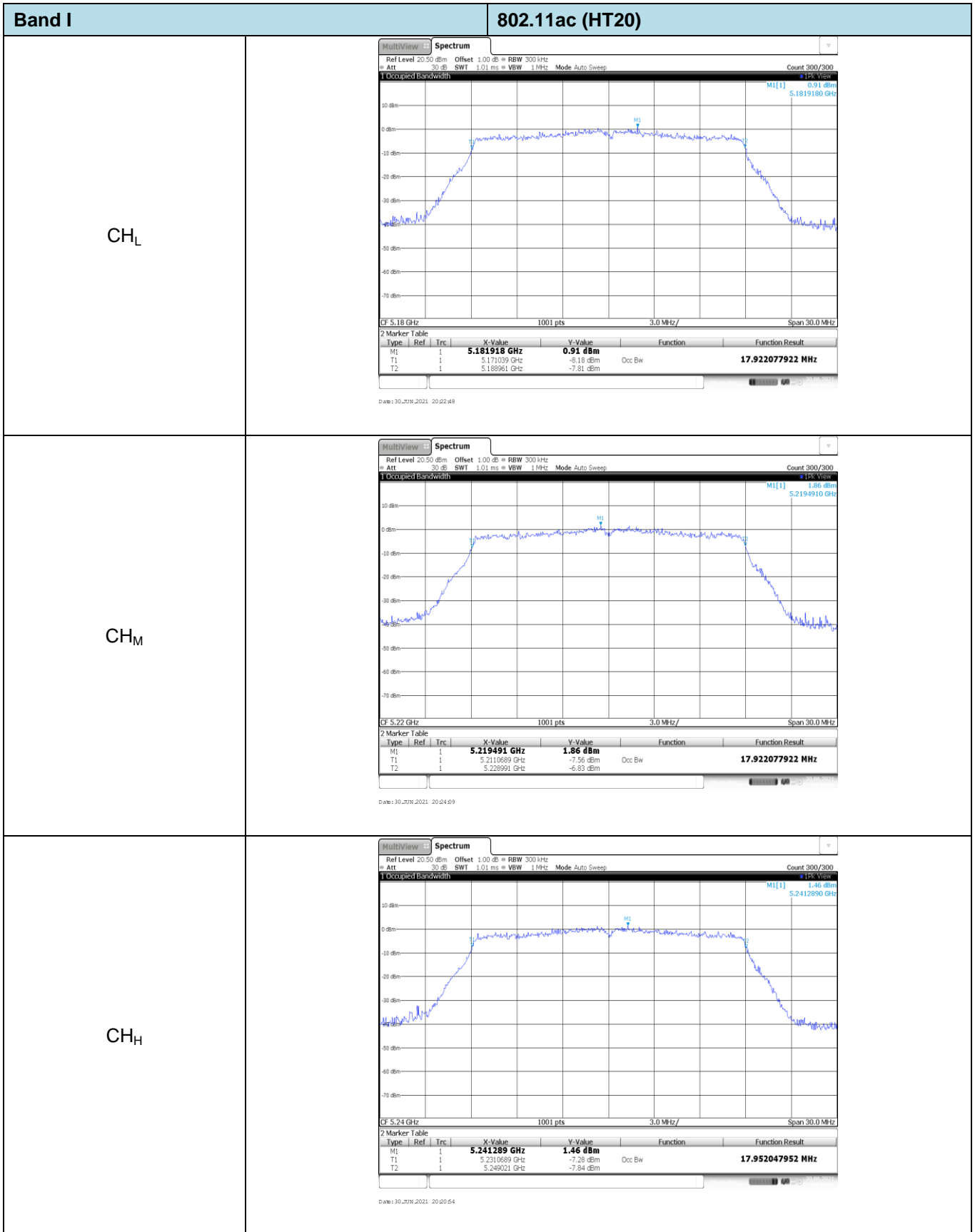


Appendix D: 99% Occupy bandwidth

Band	Bandwidth (MHz)	Type	Channel	99% Occupy bandwidth (MHz)	Result
I	20	802.11ac	CH _L	17.92	Pass
			CH _M	17.92	
			CH _H	17.95	
		802.11n	CH _L	17.92	Pass
			CH _M	17.89	
			CH _H	17.89	
	802.11a	CH _L	16.57	Pass	
		CH _M	16.57		
		CH _H	16.54		
	40	802.11ac	CH _L	36.50	Pass
			CH _H	36.50	
		802.11n	CH _L	36.26	Pass
CH _H			36.26		
80	802.11ac	CH _M	75.40	Pass	
II	20	802.11ac	CH _L	17.95	Pass
			CH _M	17.92	
			CH _H	17.95	
		802.11n	CH _L	17.89	Pass
			CH _M	17.92	
			CH _H	17.86	
	802.11a	CH _L	16.57	Pass	
		CH _M	16.57		
		CH _H	16.57		
	40	802.11ac	CH _L	36.56	Pass
			CH _H	36.68	
		802.11n	CH _L	36.26	Pass
CH _H			36.26		
80	802.11ac	CH _M	75.52	Pass	

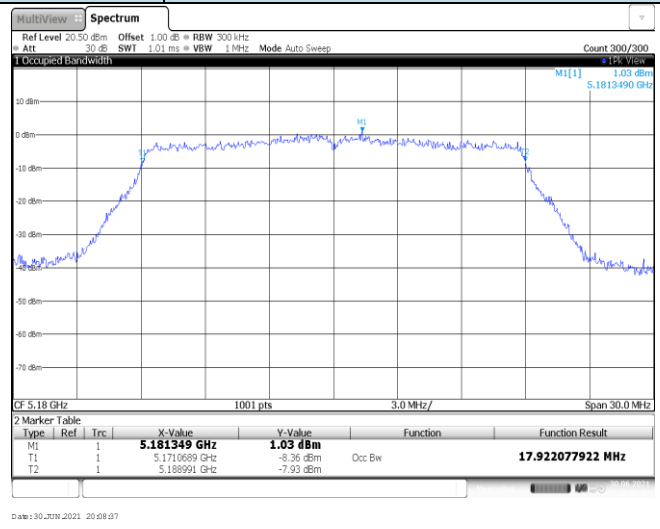
Band	Bandwidth (MHz)	Type	Channel	99% Occupy bandwidth (MHz)	Result
III	20	802.11ac	CH _L	17.98	Pass
			CH _M	17.98	
			CH _H	18.01	
		802.11n	CH _L	17.92	Pass
			CH _M	17.92	
			CH _H	17.98	
		802.11a	CH _L	16.60	Pass
			CH _M	16.60	
			CH _H	16.69	
	40	802.11ac	CH _L	36.56	Pass
			CH _M	36.56	
			CH _H	36.56	
		802.11n	CH _L	36.32	Pass
			CH _M	36.26	
			CH _H	36.32	
80	802.11ac	CH _L	75.64	Pass	
		CH _M	75.40		
		CH _H	75.52		

Band	Bandwidth (MHz)	Type	Channel	99% Occupy bandwidth (MHz)	Result
IV	20	802.11ac	CH _L	18.04	Pass
			CH _M	18.04	
			CH _H	18.01	
		802.11n	CH _L	18.13	Pass
			CH _M	18.16	
			CH _H	18.07	
		802.11a	CH _L	16.93	Pass
			CH _M	16.84	
			CH _H	16.87	
	40	802.11ac	CH _L	36.62	Pass
			CH _H	36.74	
		802.11n	CH _L	36.47	Pass
			CH _H	36.56	
	80	802.11ac	CH _M	75.76	Pass

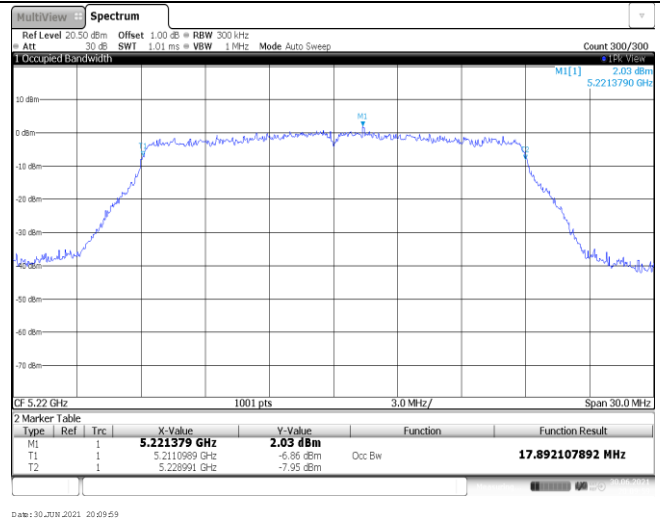


Band I **802.11n (HT20)**

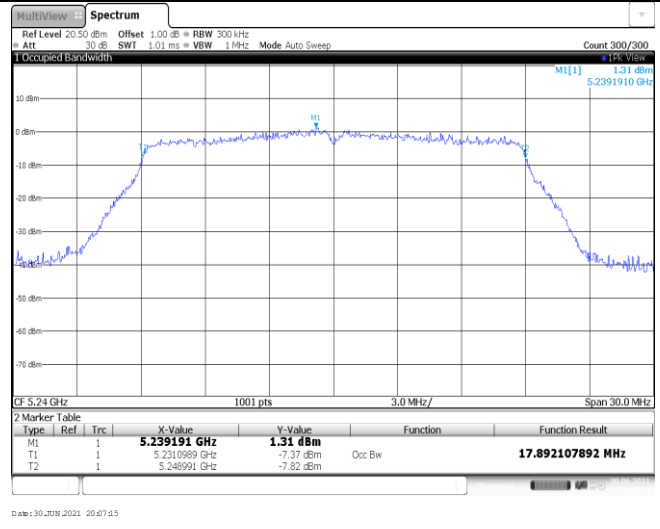
CH_L



CH_M

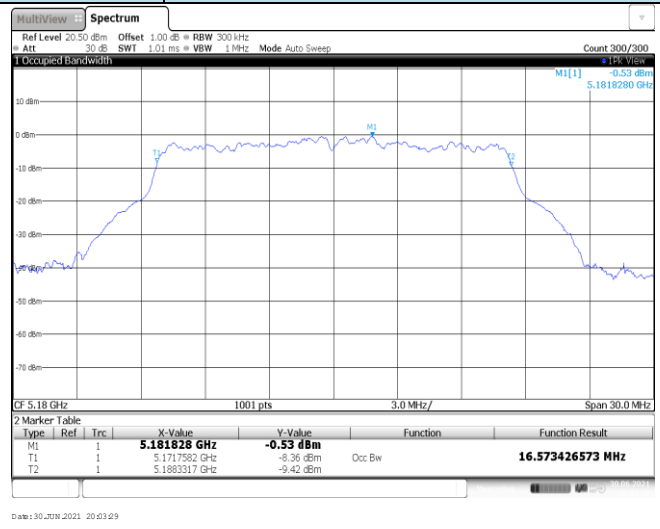


CH_H

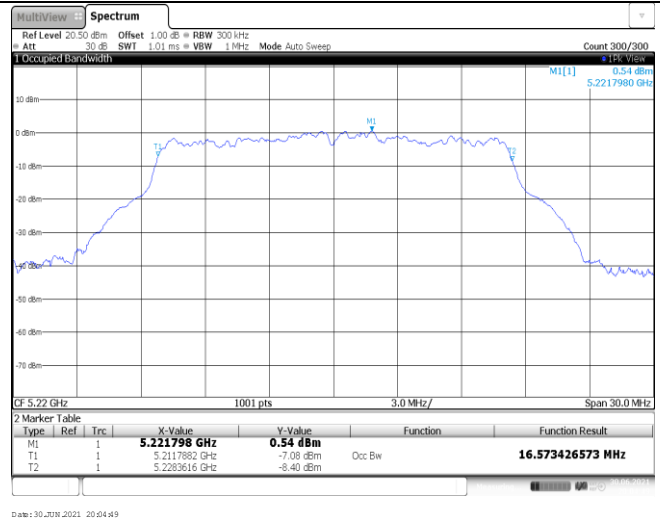


Band I **802.11a**

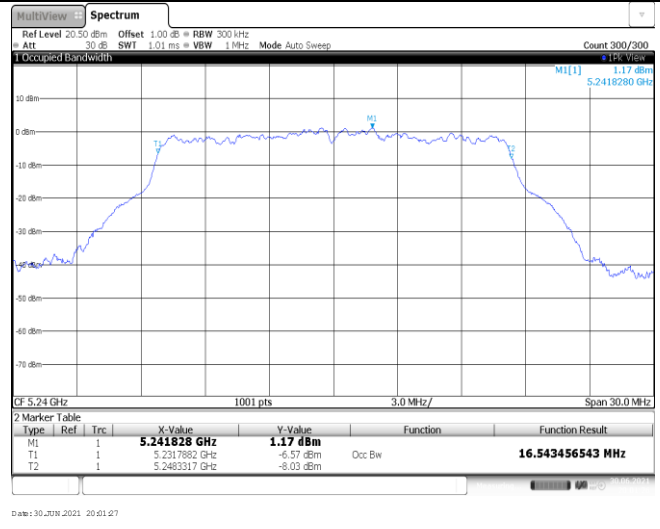
CH_L



CH_M

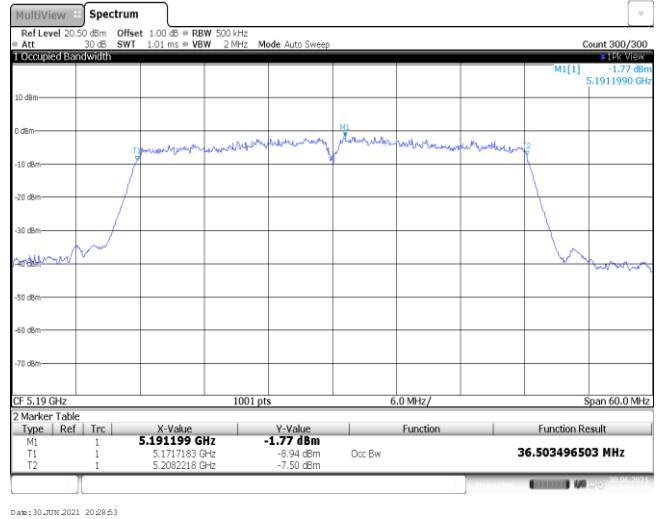


CH_H

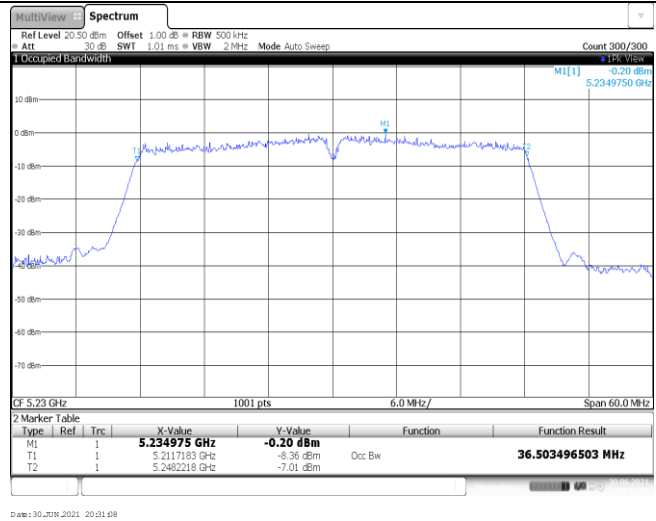


Band I **802.11ac (HT40)**

CH_L

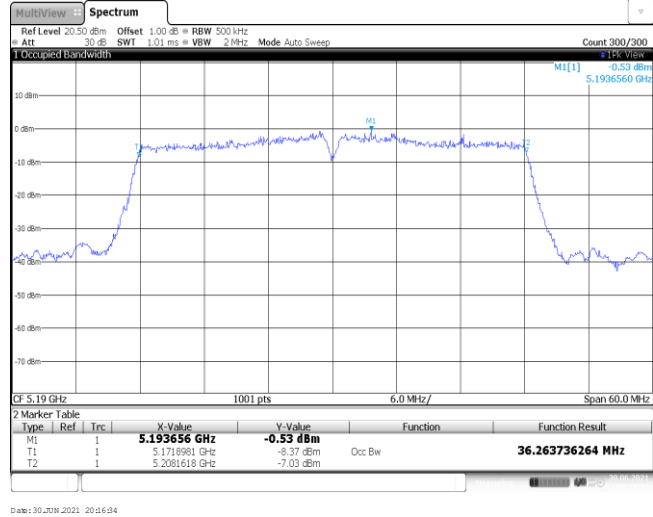


CH_H

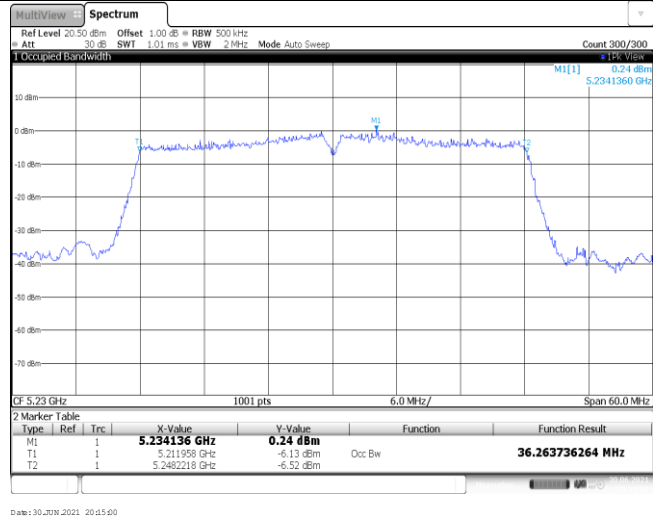


Band I **802.11n (HT40)**

CH_L



CH_H



Band I **802.11ac (HT80)**

CH_M

