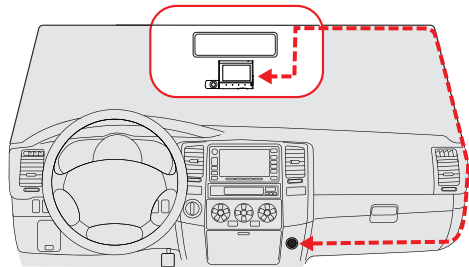


Windshield Mounting



6 Wire Clips &
Cable Routing Tool

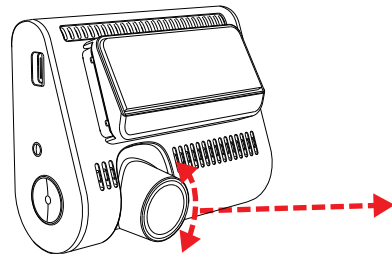


Vehicle Charger




Electrostatic Film

- Find an area on your vehicle's windshield that is centrally located and close to the top of the windshield. Make sure the mounting area on the windshield is clean. The dash cam should be mounted so the display is easily visible to the driver.
(Optional: Place the included electrostatic film on the desired location for a semi-permanent install).
- Plug the power cable into the dash cam and then route the power cable along the headliner using the included tool and cable routing clips as needed.



Rotate front camera lens so that it is parallel with the road.



Rotate the interior cam so that it captures a view of the driver and passengers.

Camera Tips

- Your dash cam features continuous loop recording, which deletes your oldest videos on the included SD card to make space for new recordings. Save your favorite clips from being overwritten by pressing the Action Button.
- If you need to format the SD card, please do so in the camera itself within the settings menu. Do not format the SD card on your PC.
- The dash cam may occasionally prompt you to format your SD card. This is done to ensure continuous recording operation, but this action will delete your saved footage. Before formatting, download and save your favorite clips using the Drive Smarter® app or by connecting the camera to your PC with the included data cable.
- Parking Mode requires a hardwire connection to the vehicle's battery or OBD-II port to power the camera while the vehicle is off (Hardwire Kit available on Cobra.com).
- Parking Live View requires an internet connection for the camera (in-vehicle hotspot or nearby WiFi access point) in order to stream a live feed from the camera to the account holder's Drive Smarter app. Please consult the owner's manual for more details.
- FCC ID:BBOSC220, IC#:906A-SC220 can be found on device display by:
 - Power on device.
 - Selecting the set-up icon on the bottom (right-most).
 - Navigate by moving left or right to the About Icon and press OK.

⚠ If upgrading your SD card, please visit Cobra.com for a list of compatible cards.

Cobra

HVIN: SC220

Peace of Mind, Inside and Out

Quad HD | 360 Alerts | Interior Cam

PMN:SC 220

PMN:SC 220C



QUICK START GUIDE

Your Cobra® SC 220 pairs with the **Drive Smarter®** app.

DRIVE SMARTER® APP FEATURES:

360 Alerts
Radar, speed, and red light camera alerts

Heads-Up Navigation
Plan routes and easily view upcoming turns

Cloud Video Management
Manage and share footage from your phone

Over-The-Air Updates
Update your camera with the latest firmware and features



Download
DRIVE SMARTER®



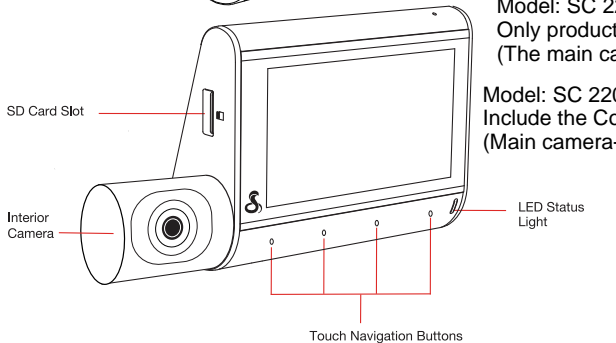
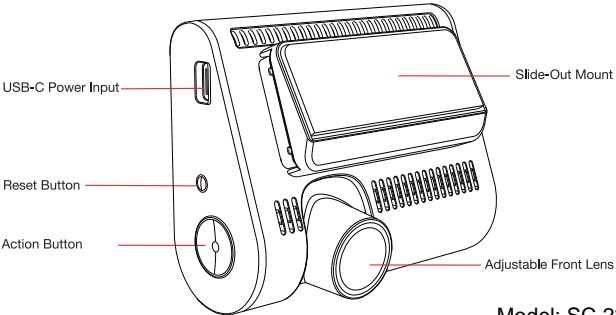
Full manual available at: www.cobra.com/manuals

FCC ID:BBOSC220, IC#:906A-SC220 can be found on device display by:
1. Power on device.
2. Select the set-up icon on the bottom (right-most).
3. Navigate by moving left or right to the About Icon and select OK.

Cobra® and the snake design are registered trademarks of Cobra Electronics Corporation, USA. Cobra Electronics Corporation™ is a trademark of Cobra Electronics Corporation, USA.

Apple and the Apple logo are trademarks of Apple Inc. Registered in the U.S. and other countries. App Store is a service mark of Apple Inc. Google Play, and Android Auto are trademarks of Google LLC. The Bluetooth® word mark and logos are registered trademarks of Bluetooth SIG, Inc. and any use of such marks by Cobra Electronics Corporation is under license.

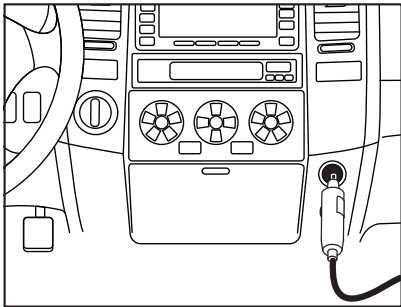
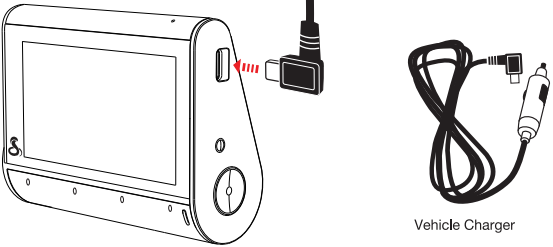
SC 220C Features



Model: SC 220
Only product Cobra-SC220
(The main camera)


Model: SC 220C
Include the Cobra-SC220
(Main camera+Interior camera)

Powering Up the SC 220C



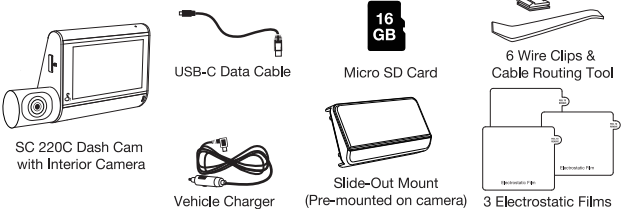
Connect the USB-C cable into the dash cam and plug the power adapter into the vehicle's 12V port

Drive Smarter® App



- Once the dash cam is powered on, follow the on-screen setup instructions to download and connect to the Drive Smarter® app.
- A connection to the Drive Smarter® app is required in order to access features like 360 Alerts, Mayday Alert, Parking Mode Notifications, and Live View.

What's Included





Dash Cameras

Important Product Information

Important Safety Information

Safe Driving

Motorists, as well as operators of emergency or service vehicles, are expected to exercise all due caution while using this product, and to obey all applicable traffic laws.

Security of Your Vehicle

Before leaving your vehicle, always remember to conceal this device in order to reduce the possibility of break-in and theft.

Privacy

This device may not be used to violate the privacy rights of others. In no way will Cobra Electronics or its subsidiaries be responsible for inappropriate use of this product. It is the sole responsibility of the buyer to consult legal counsel for the interpretation of any laws applicable to the area of intended use of this product.

Forward Collision Warning System

Warning! The forward collision warning system (FCWS) feature, when turned on, is for informational purposes only. The FCWS does NOT replace a driver's responsibility to use safe driving judgment, comply with all traffic regulations and observe all road and driving conditions at all times. The FCWS uses the camera to provide a warning of upcoming vehicles (and large objects) and, as a result, may have limited functionality in low visibility or certain weather conditions.

Lane Departure Warning System

Warning! The Lane Departure warning system (LDWS) feature, when turned on, is for informational purposes only. The LDWS does NOT replace a driver's responsibility to use safe driving judgment, comply with all traffic regulations and observe all road and driving conditions at all times. The LDWS uses the camera to provide and determine if the vehicle is drifting toward or departing from designated lane markings and, as a result, may have limited functionality in low visibility or certain weather conditions or when driving on unmarked or poorly marked roads.

NOTE: Please see the online manual for your device to check if the features listed here apply to your model.

Regulatory Information

NOTE: This device complies with part 15 of FCC Rules: Operation is subject to the following two conditions: (1) This device may not cause harmful interference, and (2) This device must accept any interference received including interference that may cause undesired operation.

This equipment has been tested and found to comply with the limits for a Class B digital device, pursuant to Part 15 of the FCC Rules. These limits are designed to provide reasonable protection against harmful interference in a residential installation. This equipment generates, uses and can radiate radio frequency energy and, if not installed and used in accordance with the instructions, may cause harmful interference to radio communications. However, there is no guarantee that interference will not occur in a particular installation.

If this equipment does cause harmful interference to radio or television reception, which can be determined by turning the equipment on and off, the user is encouraged to try to correct the interference by one or more of the following measures:

- Reorient or relocate the receiving antenna.
- Increase the separation between the equipment and receiver.
- Connect the equipment into an outlet on a circuit different from that to which the receiver is connected.
- Consult the dealer or an experienced radio/TV technician for help.

CAUTION: Any changes or modifications not expressly approved by the party responsible for compliance could void the user's authority to operate the equipment.

RF Exposure

FCC RF Radiation Exposure Statement:

1. *This Transmitter must not be co-located or operating in conjunction with any other antenna or transmitter.*
2. *This equipment complies with FCC radiation exposure limits set forth for an uncontrolled environment.*
3. *This equipment should be installed and operated with minimum distance 20cm between the radiator & your body.*

Industry Canada

This device complies with Industry Canada license-exempt RSS standard(s). Operation is subject to the following two conditions:

- (1) this device may not cause interference, and
- (2) this device must accept any interference, including interference that may cause undesired operation of the device.

This equipment should be installed and operated with a minimum distance of 8 in. (20cm) between the device & your body.

Le présent appareil est conforme aux CNR d'Industrie Canada applicables aux appareils radio exempts de licence. L'exploitation est autorisée aux deux conditions suivantes:

- (1) l'appareil ne doit pas produire de brouillage, et
- (2) l'utilisateur de l'appareil doit accepter tout brouillage radioélectrique subi, même si le brouillage est susceptible d'en compromettre le fonctionnement.

Cet équipement doit être installé et utilisé avec un minimum de 8 in. (20cm) de distance entre la source de rayonnement et votre corps.

Industry Canada ICES-003 Compliance: CAN ICES-3 (B)/NMB-3(B)

SC Dash Cam Series

The 12V adapter shall be installed near the camera and be easily accessible. The adapter output is 5V DC / 2.5A

The SC220 model(s) are operated in the frequency band(s) and maximum output power (E.I.R.P.) per the following table: **Only for EU**

	Bands	Operation Frequency	Max.Power
BT	2.4GHz	2402-2480MHz	EIRP 7.92 dBm
Wi-Fi	2.4GHz	2412-2472MHz	EIRP 18.47 dBm
	5GHz	5180-5240MHz	EIRP 18.61 dBm
		5500-5700MHz	EIRP 16.67 dBm
		5745-5825MHz	EIRP 13.76 dBm

Product Service and Support

For any questions about operating or installing this new Cobra product, PLEASE CONTACT COBRA FIRST...do not return this product to the retail store. The contact information for Cobra will vary depending on the country in which you purchased and utilize the product. For the

latest contact information, please go to www.Cobra.com/support or call 1-800-543-1608.

If your product should require factory service, please go to www.Cobra.com/support and follow the instructions for returning your product to the Cobra Factory Service Department.

The operating temperature range is -10C to 60C

The product label is located on the unit.

For Products Containing Internal Batteries

Any attempt to open the device and remove/replace the battery could result in damage to the device or battery and result in a voided warranty. Batteries should not be exposed to excessive heat such as sunshine, fire, or the like.

Limited One-Year Warranty

Cobra, Inc. (“Cobra”) warrants that this product and the component parts thereof, will be free of defects in workmanship and materials for a period of one year from the date of first consumer purchase. This warranty may be enforced by the first consumer purchaser. If the product is under warranty, it will be repaired or exchanged depending on the model as determined at Cobra’s sole discretion. Such remedy shall be your sole and exclusive remedy for any breach of warranty.

The procedure for obtaining service and support, and the applicability of this warranty, will vary depending on the country or jurisdiction in which you purchased and utilize the product. For the details on obtaining product service, support and warranty please visit <https://www.Cobraradar.com/pages/contact-us>

Provided that the product is utilized within the U.S.A.- Cobra will, without charge, repair or replace, at its option, defective products, products or component parts upon delivery to the Cobra Factory Service department, accompanied by proof of the date of first consumer purchase, such as a duplicated copy of a sales receipt. You must pay any initial shipping charges required to ship the product for warranty service, but the return charges, to an address in the U.S.A., will be at Cobra’s expense, if the product is repaired or replaced under warranty.

This warranty gives you specific legal rights, and you may also have other rights which may vary from state to state and country to country.

Proof of Purchase Required: Please check your owner’s manual for warranty specifics and product service details. For warranty service you will need to provide proof of purchase from an approved retailer. Please note that if you purchased your product on Ebay, Amazon or other 3rd party internet marketplaces, you will need to provide a receipt from the actual seller for verification as an approved retailer.

Exclusions: This limited warranty does not apply: 1) To any product damaged by accident; 2) In the event of misuse, ordinary wear, failure to follow directions, or improper maintenance of the product or as a result of unauthorized alterations or repairs; 3) If the serial number has been altered, defaced, or removed; 4) If the product was purchased or is utilized in a jurisdiction not covered by the limited warranty.

All implied warranties, including warranties of merchantability and fitness for a particular purpose are limited in duration to the length of this warranty. Cobra shall not be liable for any incidental, consequential or other damages; including, without limitation, damages resulting from loss of use or cost of installation.

Some states and countries do not allow limitations on how long an implied warranty lasts and/or do not allow the exclusion or limitation of incidental or consequential damages, so the above limitations may not apply to you. This warranty gives you specific legal rights, and you may also have other rights which vary from state to state and country to country.

Disposal of Old Electrical or Electronic Equipment

This product may contain hazardous substances that impact health and the environment if not disposed of properly.



The crossed out wheeled bin symbol indicates that the product should not be disposed along with household waste. It should handed over to an applicable collection point for the recycling of electrical equipment. By ensuring that this product is disposed of correctly you will help/prevent potential negative impact on the environment.

If you need more information on the collection, reuse and recycling systems, please contact your local civic office or the shop where it was originally purchased.

Trademarks

Cobra® and the snake design are registered trademarks of Cobra Electronics Corporation, USA. Cobra Electronics Corporation™ is a trademark of Cobra Electronics Corporation, USA. Other trademarks and trade names are those of their respective owners.

The Bluetooth® word mark is a registered trademark owned by Bluetooth SIG, Inc. and any use of such marks by Cobra Electronics is under license. Other trademarks and trade names are those of their respective owners.

