

# APPENDIX REPORT

Project No.	SHT2007034701EW	Radio Specification	Bluetooth BLE
Test sample No.	PHT20070347007	Model No.	SC 200
Start test date	2020/7/16	Finish date	2020/7/24
Temperature	25°C	Humidity	50%
Test Engineer	Jess He	Auditor	Xiaodong Zheo

Appendix clause	Test item	Result
A	Peak Output Power	PASS
B	Power Spectral Density	PASS
C	6 dB Bandwidth	PASS
D	99% Occupied Bandwidth	PASS
E	Duty cycle	PASS
F	Band edge and Spurious Emissions (conducted)	PASS

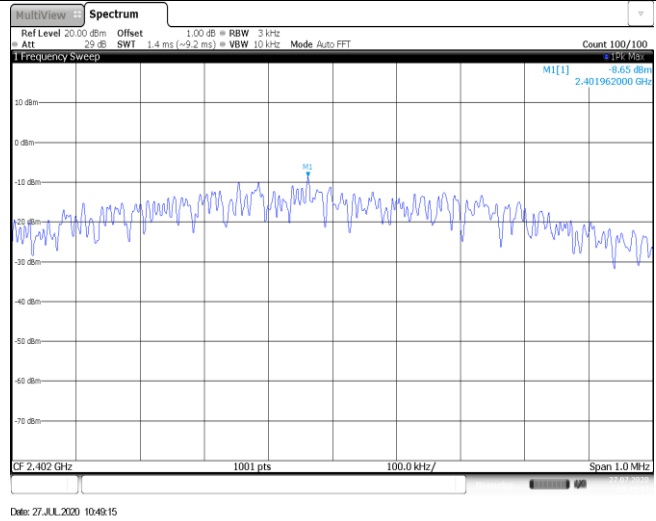
**Appendix A: Peak Output Power**

Type	Channel	Output power (dBm)	Average Output power (dBm)	Limit (dBm)	Result
BT-BLE	00	5.60	5.10	≤ 30.00	Pass
	19	5.51	5.46		
	39	4.71	4.71		

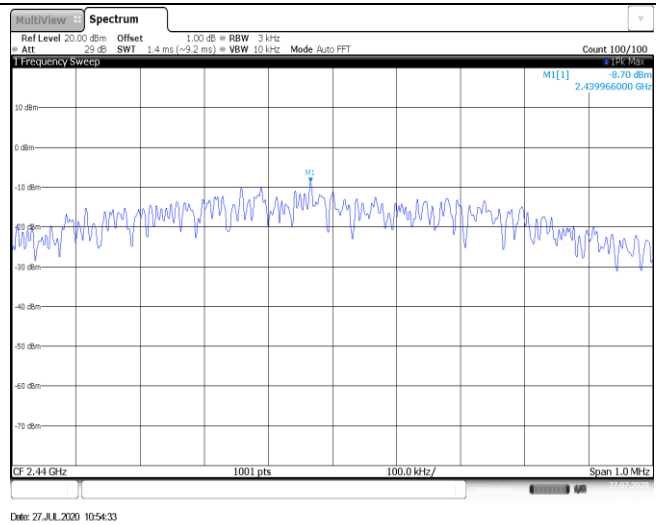
**Appendix B: Power Spectral Density**

Type	Channel	Power Spectral Density(dBm/3KHz)	Limit (dBm/3KHz)	Result
BT-BLE	00	-8.65	≤8.00	Pass
	19	-8.70		
	39	-9.54		

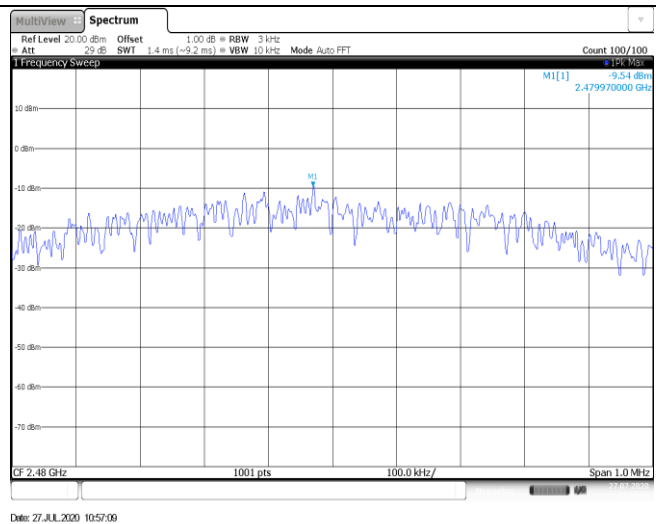
CH00



CH19



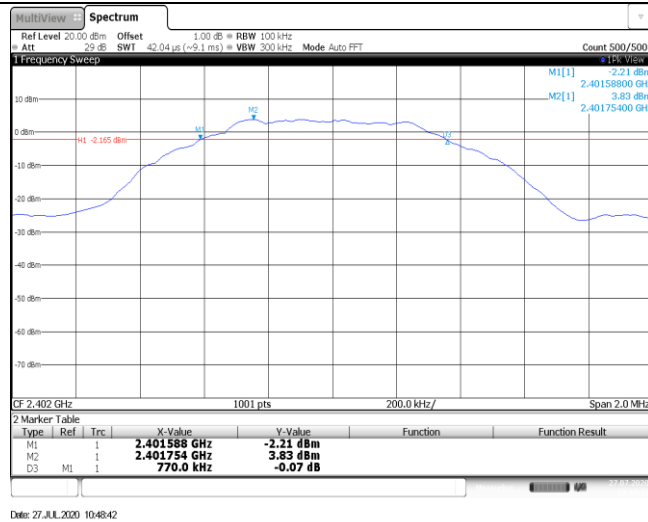
CH39



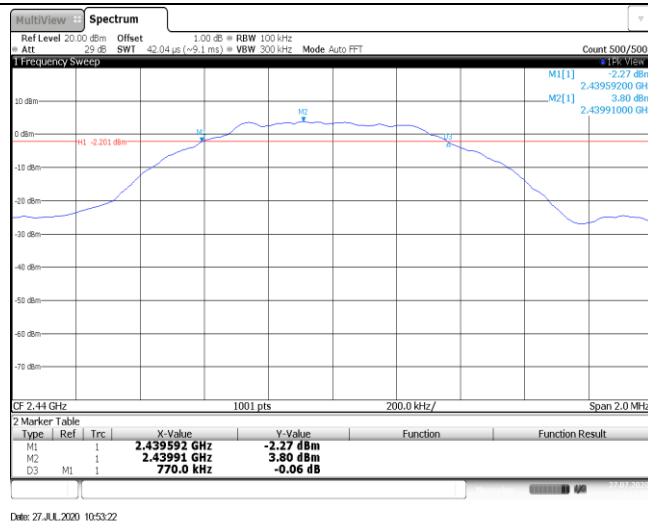
**Appendix C: 6dB bandwidth**

Type	Channel	6dB Bandwidth(kHz)	Limit (kHz)	Result
BT-BLE	00	770.00	≥500	Pass
	19	770.00		
	39	770.00		

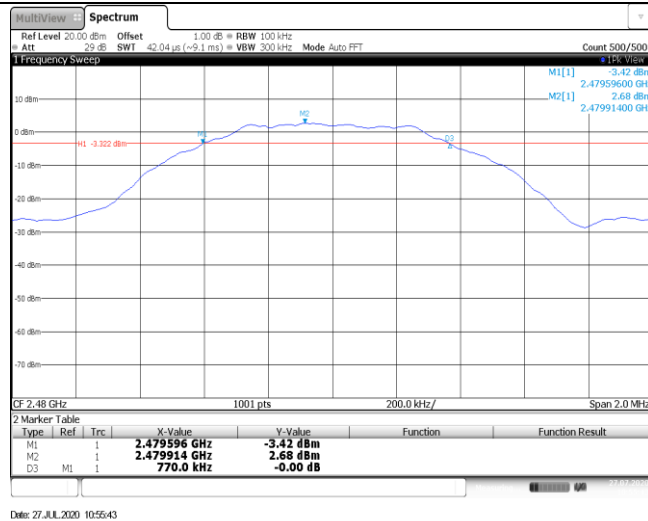
CH00



CH19



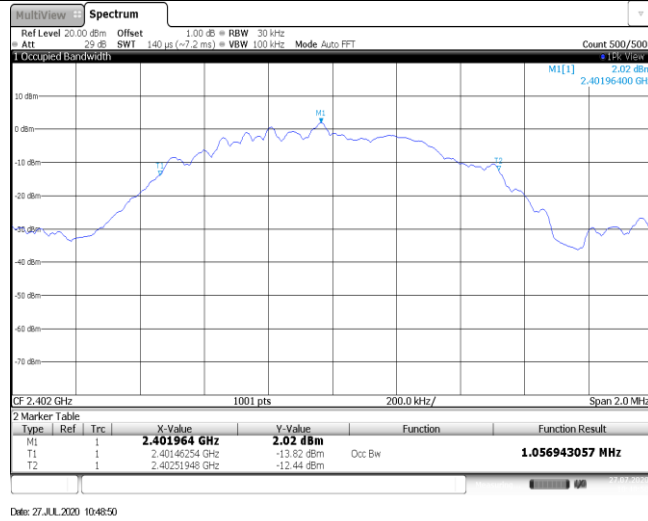
CH39



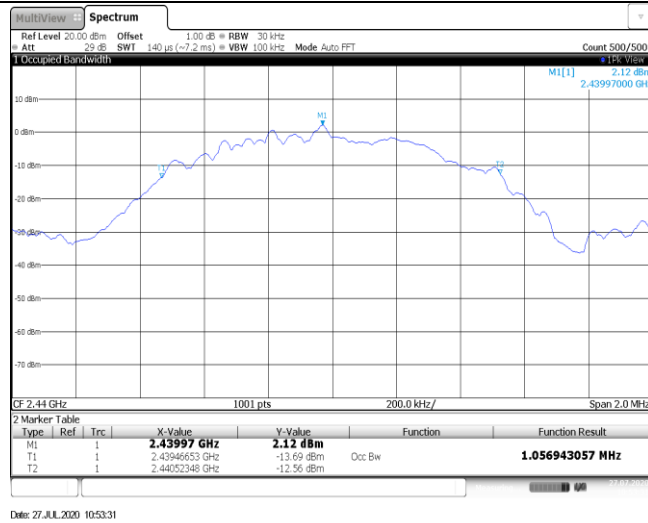
**Appendix D: 99% Occupied Bandwidth**

Type	Channel	99% Occupied Bandwidth(MHz)	Limit (kHz)	Result
BT-BLE	00	1.06	-	Pass
	19	1.06		
	39	1.06		

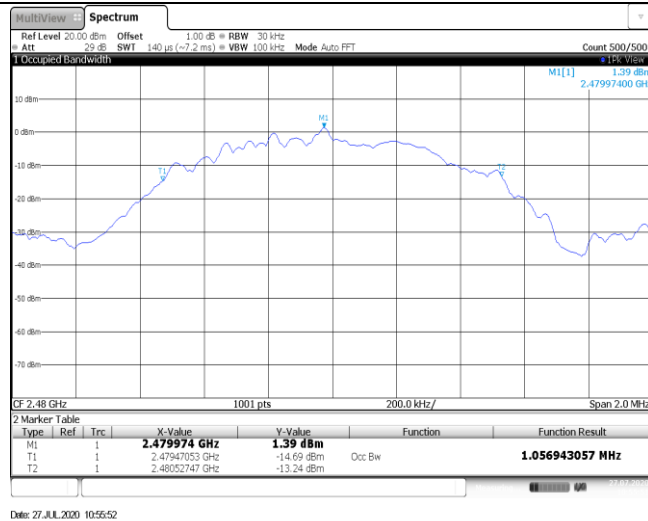
CH00



CH19



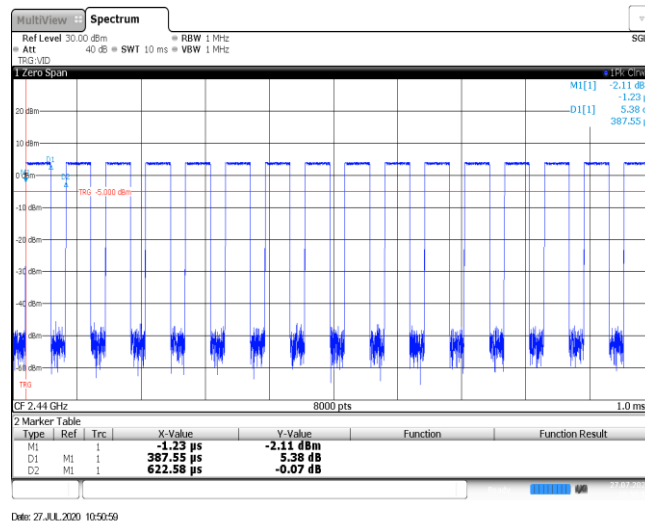
CH39





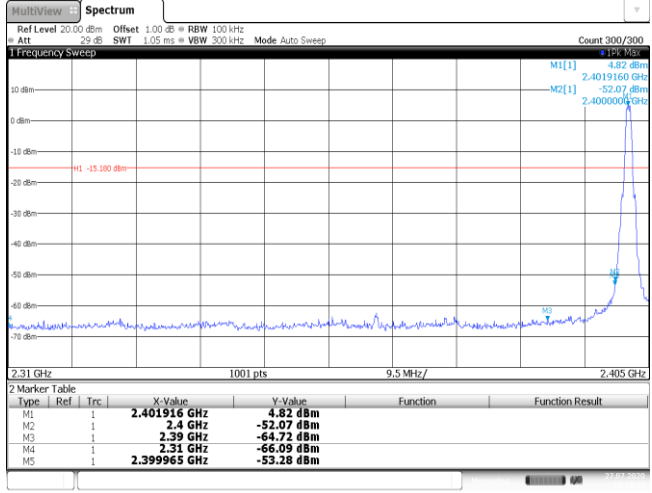
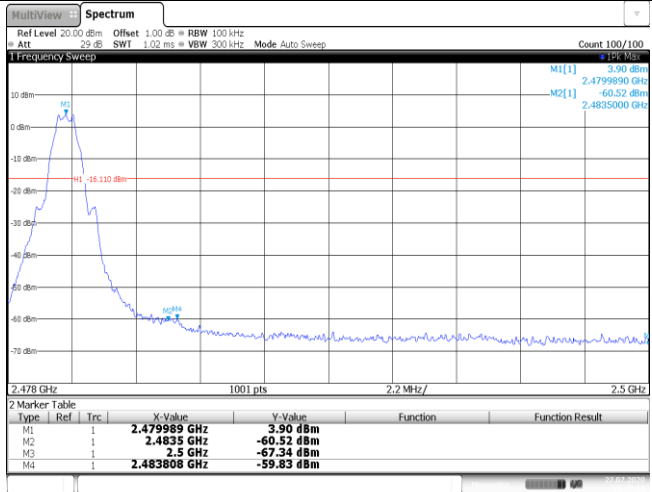
### Appendix E: Duty cycle

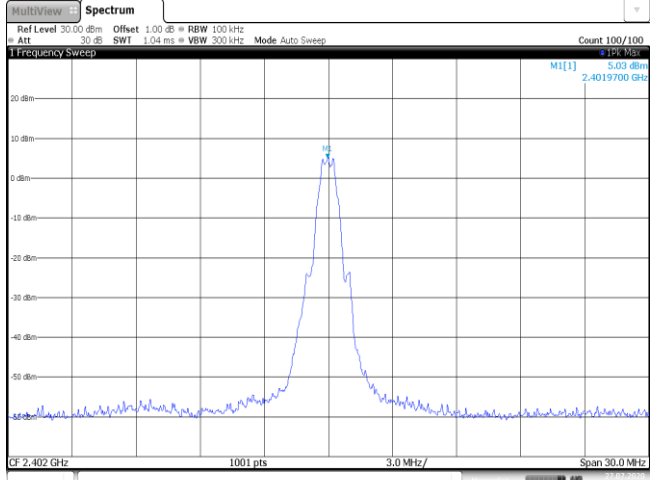
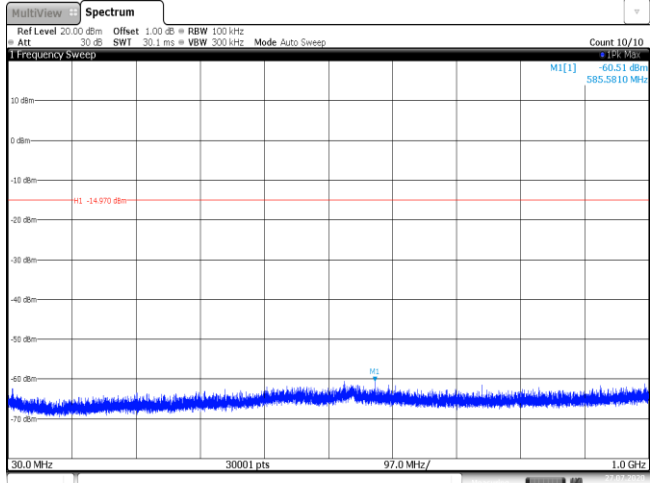
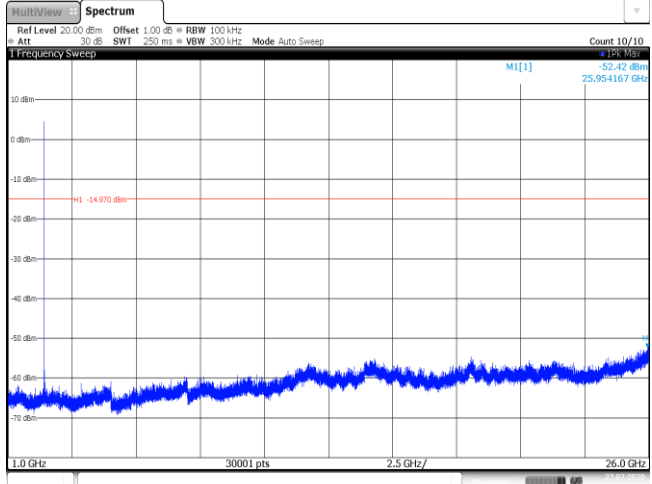
Test Frequency (MHz)	T <sub>on</sub> time for single burst (ms)	T <sub>period</sub> (ms)	Duty cycle	1/T <sub>on</sub> time (kHz)
2440	0.39	0.62	62.9%	2.6



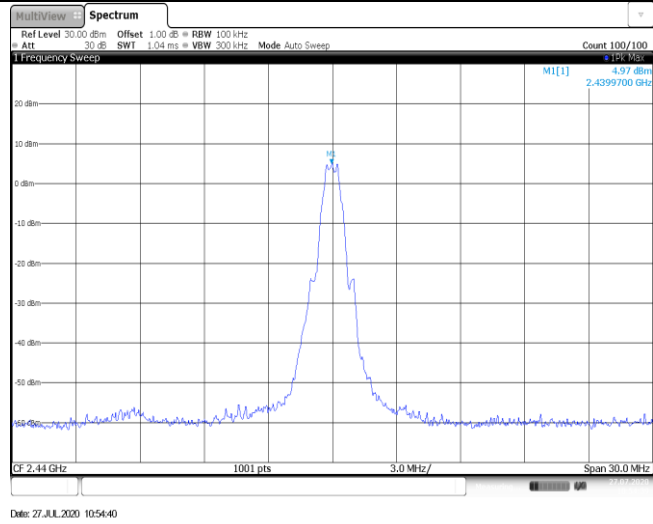
Date: 27 JUL 2020 10:50:59

**Appendix F: Band edge and Spurious Emissions (conducted)**

Test Item:	Band edge																																										
<p style="text-align: center;">CH00</p>	 <p><b>2 Marker Table</b></p> <table border="1"> <thead> <tr> <th>Type</th> <th>Ref</th> <th>Trc</th> <th>X-Value</th> <th>Y-Value</th> <th>Function</th> <th>Function Result</th> </tr> </thead> <tbody> <tr> <td>M1</td> <td>1</td> <td></td> <td>2.401916 GHz</td> <td>4.82 dBm</td> <td></td> <td></td> </tr> <tr> <td>M2</td> <td>1</td> <td></td> <td>2.4 GHz</td> <td>-52.07 dBm</td> <td></td> <td></td> </tr> <tr> <td>M3</td> <td>1</td> <td></td> <td>2.39 GHz</td> <td>-64.72 dBm</td> <td></td> <td></td> </tr> <tr> <td>M4</td> <td>1</td> <td></td> <td>2.31 GHz</td> <td>-66.09 dBm</td> <td></td> <td></td> </tr> <tr> <td>M5</td> <td>1</td> <td></td> <td>2.399965 GHz</td> <td>-53.28 dBm</td> <td></td> <td></td> </tr> </tbody> </table> <p>Date: 27 JUL 2020 10:40:25</p>	Type	Ref	Trc	X-Value	Y-Value	Function	Function Result	M1	1		2.401916 GHz	4.82 dBm			M2	1		2.4 GHz	-52.07 dBm			M3	1		2.39 GHz	-64.72 dBm			M4	1		2.31 GHz	-66.09 dBm			M5	1		2.399965 GHz	-53.28 dBm		
Type	Ref	Trc	X-Value	Y-Value	Function	Function Result																																					
M1	1		2.401916 GHz	4.82 dBm																																							
M2	1		2.4 GHz	-52.07 dBm																																							
M3	1		2.39 GHz	-64.72 dBm																																							
M4	1		2.31 GHz	-66.09 dBm																																							
M5	1		2.399965 GHz	-53.28 dBm																																							
<p style="text-align: center;">CH39</p>	 <p><b>2 Marker Table</b></p> <table border="1"> <thead> <tr> <th>Type</th> <th>Ref</th> <th>Trc</th> <th>X-Value</th> <th>Y-Value</th> <th>Function</th> <th>Function Result</th> </tr> </thead> <tbody> <tr> <td>M1</td> <td>1</td> <td></td> <td>2.479989 GHz</td> <td>3.90 dBm</td> <td></td> <td></td> </tr> <tr> <td>M2</td> <td>1</td> <td></td> <td>2.4833 GHz</td> <td>-60.52 dBm</td> <td></td> <td></td> </tr> <tr> <td>M3</td> <td>1</td> <td></td> <td>2.5 GHz</td> <td>-67.34 dBm</td> <td></td> <td></td> </tr> <tr> <td>M4</td> <td>1</td> <td></td> <td>2.483808 GHz</td> <td>-59.83 dBm</td> <td></td> <td></td> </tr> </tbody> </table> <p>Date: 27 JUL 2020 10:57:19</p>	Type	Ref	Trc	X-Value	Y-Value	Function	Function Result	M1	1		2.479989 GHz	3.90 dBm			M2	1		2.4833 GHz	-60.52 dBm			M3	1		2.5 GHz	-67.34 dBm			M4	1		2.483808 GHz	-59.83 dBm									
Type	Ref	Trc	X-Value	Y-Value	Function	Function Result																																					
M1	1		2.479989 GHz	3.90 dBm																																							
M2	1		2.4833 GHz	-60.52 dBm																																							
M3	1		2.5 GHz	-67.34 dBm																																							
M4	1		2.483808 GHz	-59.83 dBm																																							

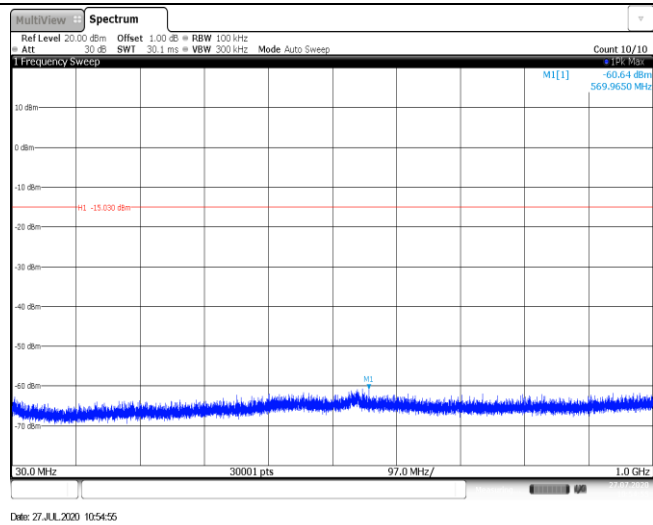
Test Item:	SE
CH00 Reference level	 <p>Date: 27.JUL.2020 10:49:32</p>
CH00 30MHz~1000MHz	 <p>Date: 27.JUL.2020 10:49:48</p>
CH00 1GHz~26GHz	 <p>Date: 27.JUL.2020 10:50:04</p>

CH19  
Reference level



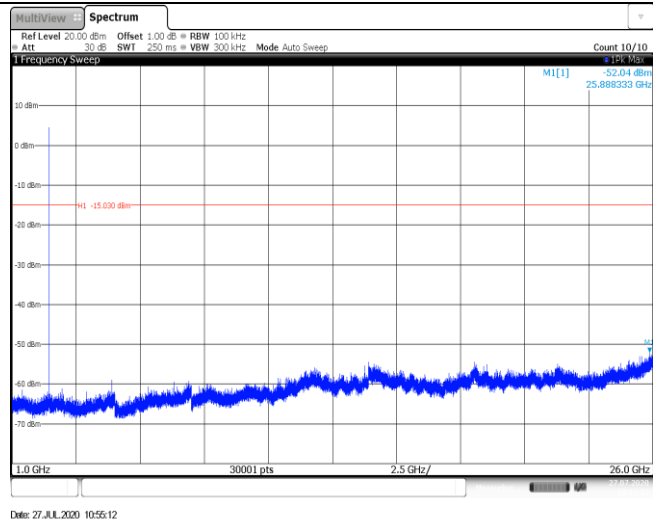
Date: 27.JUL.2020 10:54:40

CH19  
30MHz~1000MHz



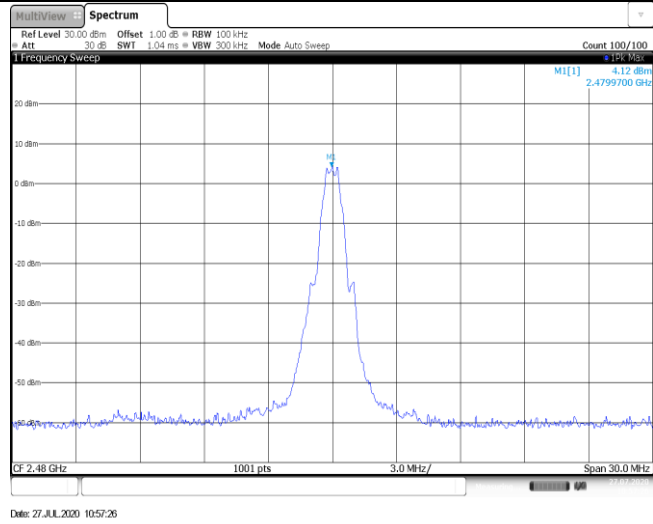
Date: 27.JUL.2020 10:54:55

CH19  
1GHz~26GHz

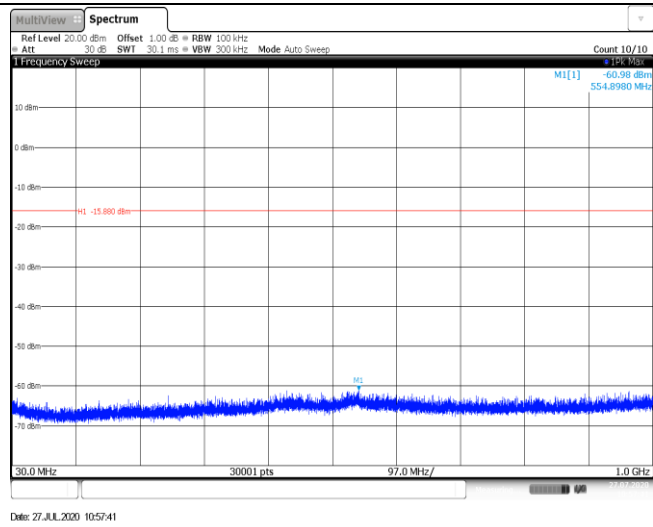


Date: 27.JUL.2020 10:55:12

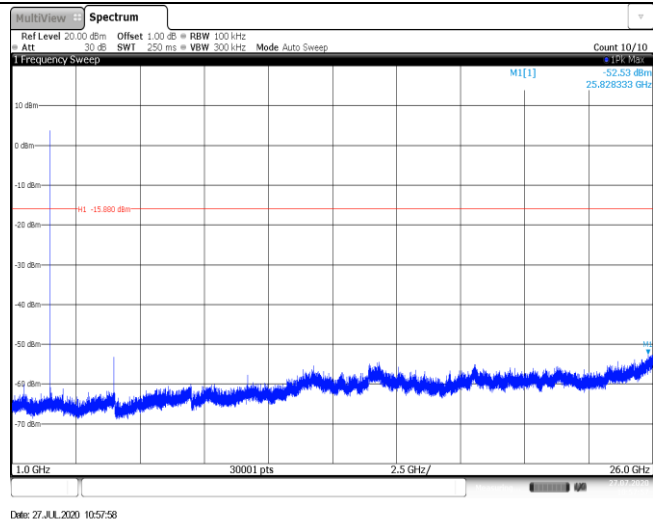
CH39  
Reference level



CH39  
30MHz~1000MHz



CH39  
1GHz~26GHz



-----End of Report-----