

APPENDIX E – PROBE CALIBRATION



Accredited by the Swiss Accreditation Service (SAS)
The Swiss Accreditation Service is one of the signatories to the EA
Multilateral Agreement for the recognition of calibration certificates

Accreditation No.: **SCS 0108**

Client **Celltech**

Certificate No: **EX3-3600_Apr17/2**

CALIBRATION CERTIFICATE (Replacement of No: EX3-3600_Apr17)

Object **EX3DV4 - SN:3600**

Calibration procedure(s) **QA CAL-01.v9, QA CAL-12.v9, QA CAL-14.v4, QA CAL-23.v5,
QA CAL-25.v6
Calibration procedure for dosimetric E-field probes**

Calibration date: **April 27, 2017**

This calibration certificate documents the traceability to national standards, which realize the physical units of measurements (SI).
The measurements and the uncertainties with confidence probability are given on the following pages and are part of the certificate.

All calibrations have been conducted in the closed laboratory facility: environment temperature (22 ± 3)°C and humidity < 70%.

Calibration Equipment used (M&TE critical for calibration)

Primary Standards	ID	Cal Date (Certificate No.)	Scheduled Calibration
Power meter NRP	SN: 104778	04-Apr-17 (No. 217-02521/02522)	Apr-18
Power sensor NRP-Z91	SN: 103244	04-Apr-17 (No. 217-02521)	Apr-18
Power sensor NRP-Z91	SN: 103245	04-Apr-17 (No. 217-02525)	Apr-18
Reference 20 dB Attenuator	SN: S5277 (20x)	07-Apr-17 (No. 217-02528)	Apr-18
Reference Probe ES3DV2	SN: 3013	31-Dec-16 (No. ES3-3013_Dec16)	Dec-17
DAE4	SN: 660	7-Dec-16 (No. DAE4-660_Dec16)	Dec-17
Secondary Standards	ID	Check Date (in house)	Scheduled Check
Power meter E4419B	SN: GB41293874	06-Apr-16 (in house check Jun-16)	In house check: Jun-18
Power sensor E4412A	SN: MY41498087	06-Apr-16 (in house check Jun-16)	In house check: Jun-18
Power sensor E4412A	SN: 000110210	06-Apr-16 (in house check Jun-16)	In house check: Jun-18
RF generator HP 8648C	SN: US3642U01700	04-Aug-99 (in house check Jun-16)	In house check: Jun-18
Network Analyzer HP 8753E	SN: US37390585	18-Oct-01 (in house check Oct-16)	In house check: Oct-17

Calibrated by:	Name	Function	Signature
	Jeton Kastrati	Laboratory Technician	
Approved by:	Katja Pokovic	Technical Manager	

This calibration certificate shall not be reproduced except in full without written approval of the laboratory.

Issued: October 12, 2017

Calibration Laboratory of

Schmid & Partner
Engineering AG

Zeughausstrasse 43, 8004 Zurich, Switzerland



S Schweizerischer Kalibrierdienst
C Service suisse d'étalonnage
S Servizio svizzero di taratura
Swiss Calibration Service

Accredited by the Swiss Accreditation Service (SAS)

The Swiss Accreditation Service is one of the signatories to the EA
Multilateral Agreement for the recognition of calibration certificates

Accreditation No.: **SCS 0108**

Glossary:

TSL	tissue simulating liquid
NORM _{x,y,z}	sensitivity in free space
ConvF	sensitivity in TSL / NORM _{x,y,z}
DCP	diode compression point
CF	crest factor (1/duty_cycle) of the RF signal
A, B, C, D	modulation dependent linearization parameters
Polarization φ	φ rotation around probe axis
Polarization ϑ	ϑ rotation around an axis that is in the plane normal to probe axis (at measurement center), i.e., $\vartheta = 0$ is normal to probe axis
Connector Angle	information used in DASY system to align probe sensor X to the robot coordinate system

Calibration is Performed According to the Following Standards:

- IEEE Std 1528-2013, "IEEE Recommended Practice for Determining the Peak Spatial-Averaged Specific Absorption Rate (SAR) in the Human Head from Wireless Communications Devices: Measurement Techniques", June 2013
- IEC 62209-1, "Procedure to measure the Specific Absorption Rate (SAR) for hand-held devices used in close proximity to the ear (frequency range of 300 MHz to 3 GHz)", February 2005
- IEC 62209-2, "Procedure to determine the Specific Absorption Rate (SAR) for wireless communication devices used in close proximity to the human body (frequency range of 30 MHz to 6 GHz)", March 2010
- KDB 865664, "SAR Measurement Requirements for 100 MHz to 6 GHz"

Methods Applied and Interpretation of Parameters:

- NORM_{x,y,z}**: Assessed for E-field polarization $\vartheta = 0$ ($f \leq 900$ MHz in TEM-cell; $f > 1800$ MHz: R22 waveguide). NORM_{x,y,z} are only intermediate values, i.e., the uncertainties of NORM_{x,y,z} does not affect the E²-field uncertainty inside TSL (see below ConvF).
- NORM(f)_{x,y,z} = NORM_{x,y,z} * frequency_response** (see Frequency Response Chart). This linearization is implemented in DASY4 software versions later than 4.2. The uncertainty of the frequency response is included in the stated uncertainty of ConvF.
- DCPx,y,z**: DCP are numerical linearization parameters assessed based on the data of power sweep with CW signal (no uncertainty required). DCP does not depend on frequency nor media.
- PAR**: PAR is the Peak to Average Ratio that is not calibrated but determined based on the signal characteristics
- A_{x,y,z}; B_{x,y,z}; C_{x,y,z}; D_{x,y,z}; VR_{x,y,z}; A, B, C, D** are numerical linearization parameters assessed based on the data of power sweep for specific modulation signal. The parameters do not depend on frequency nor media. **VR** is the maximum calibration range expressed in RMS voltage across the diode.
- ConvF and Boundary Effect Parameters**: Assessed in flat phantom using E-field (or Temperature Transfer Standard for $f \leq 800$ MHz) and inside waveguide using analytical field distributions based on power measurements for $f > 800$ MHz. The same setups are used for assessment of the parameters applied for boundary compensation (alpha, depth) of which typical uncertainty values are given. These parameters are used in DASY4 software to improve probe accuracy close to the boundary. The sensitivity in TSL corresponds to NORM_{x,y,z} * ConvF whereby the uncertainty corresponds to that given for ConvF. A frequency dependent ConvF is used in DASY version 4.4 and higher which allows extending the validity from ± 50 MHz to ± 100 MHz.
- Spherical isotropy (3D deviation from isotropy)**: in a field of low gradients realized using a flat phantom exposed by a patch antenna.
- Sensor Offset**: The sensor offset corresponds to the offset of virtual measurement center from the probe tip (on probe axis). No tolerance required.
- Connector Angle**: The angle is assessed using the information gained by determining the NORM_x (no uncertainty required).

Probe EX3DV4

SN:3600

Manufactured: January 10, 2007
Calibrated: April 27, 2017

Calibrated for DASY/EASY Systems
(Note: non-compatible with DASY2 system!)

DASY/EASY - Parameters of Probe: EX3DV4 - SN:3600

Basic Calibration Parameters

	Sensor X	Sensor Y	Sensor Z	Unc (k=2)
Norm ($\mu\text{V}/(\text{V}/\text{m})^2$) ^A	0.51	0.49	0.38	$\pm 10.1\%$
DCP (mV) ^B	98.2	96.9	98.6	

Modulation Calibration Parameters

UID	Communication System Name	A dB	B dB $\sqrt{\mu\text{V}}$	C	D dB	VR mV	Unc ^E (k=2)
0	CW	X 0.0	0.0	1.0	0.00	128.6	$\pm 3.3\%$
		Y 0.0	0.0	1.0		128.2	
		Z 0.0	0.0	1.0		146.4	

Note: For details on UID parameters see Appendix.

Sensor Model Parameters

	C1 fF	C2 fF	α V^{-1}	T1 $\text{ms}\cdot\text{V}^{-2}$	T2 $\text{ms}\cdot\text{V}^{-1}$	T3 ms	T4 V^{-2}	T5 V^{-1}	T6
X	49.47	372.4	36.05	22.00	0.168	5.100	0.000	0.570	1.008
Y	54.90	416.1	36.34	21.28	0.857	5.095	0.049	0.644	1.010
Z	48.84	366.8	35.84	23.15	0.560	5.100	0.322	0.525	1.008

The reported uncertainty of measurement is stated as the standard uncertainty of measurement multiplied by the coverage factor $k=2$, which for a normal distribution corresponds to a coverage probability of approximately 95%.

^A The uncertainties of Norm X,Y,Z do not affect the E^2 -field uncertainty inside TSL (see Pages 5 and 6).

^B Numerical linearization parameter: uncertainty not required.

^E Uncertainty is determined using the max. deviation from linear response applying rectangular distribution and is expressed for the square of the field value.

DASY/EASY - Parameters of Probe: EX3DV4 - SN:3600

Calibration Parameter Determined in Head Tissue Simulating Media

f (MHz) ^c	Relative Permittivity ^F	Conductivity (S/m) ^F	ConvF X	ConvF Y	ConvF Z	Alpha ^G	Depth ^G (mm)	Unc (k=2)
150	52.3	0.76	9.58	9.58	9.58	0.00	1.00	± 13.3 %
450	43.5	0.87	9.49	9.49	9.49	0.15	1.20	± 13.3 %
835	41.5	0.90	8.39	8.39	8.39	0.54	0.80	± 12.0 %
900	41.5	0.97	8.25	8.25	8.25	0.47	0.80	± 12.0 %
1640	40.2	1.31	7.34	7.34	7.34	0.29	0.80	± 12.0 %
1810	40.0	1.40	7.08	7.08	7.08	0.31	0.86	± 12.0 %
2450	39.2	1.80	6.44	6.44	6.44	0.31	0.84	± 12.0 %
5250	35.9	4.71	4.55	4.55	4.55	0.35	1.80	± 13.1 %
5600	35.5	5.07	4.25	4.25	4.25	0.40	1.80	± 13.1 %
5750	35.4	5.22	4.31	4.31	4.31	0.40	1.80	± 13.1 %

^c Frequency validity above 300 MHz of ± 100 MHz only applies for DASY v4.4 and higher (see Page 2), else it is restricted to ± 50 MHz. The uncertainty is the RSS of the ConvF uncertainty at calibration frequency and the uncertainty for the indicated frequency band. Frequency validity below 300 MHz is ± 10, 25, 40, 50 and 70 MHz for ConvF assessments at 30, 64, 128, 150 and 220 MHz respectively. Above 5 GHz frequency validity can be extended to ± 110 MHz.

^F At frequencies below 3 GHz, the validity of tissue parameters (ϵ and σ) can be relaxed to ± 10% if liquid compensation formula is applied to measured SAR values. At frequencies above 3 GHz, the validity of tissue parameters (ϵ and σ) is restricted to ± 5%. The uncertainty is the RSS of the ConvF uncertainty for indicated target tissue parameters.

^G Alpha/Depth are determined during calibration. SPEAG warrants that the remaining deviation due to the boundary effect after compensation is always less than ± 1% for frequencies below 3 GHz and below ± 2% for frequencies between 3-6 GHz at any distance larger than half the probe tip diameter from the boundary.

DASY/EASY - Parameters of Probe: EX3DV4 - SN:3600

Calibration Parameter Determined in Body Tissue Simulating Media

f (MHz) ^c	Relative Permittivity ^F	Conductivity (S/m) ^F	ConvF X	ConvF Y	ConvF Z	Alpha ^G	Depth ^G (mm)	Unc (k=2)
150	61.9	0.80	9.25	9.25	9.25	0.00	1.00	± 13.3 %
450	56.7	0.94	9.22	9.22	9.22	0.08	1.20	± 13.3 %
835	55.2	0.97	8.22	8.22	8.22	0.49	0.80	± 12.0 %
900	55.0	1.05	8.13	8.13	8.13	0.45	0.80	± 12.0 %
1640	53.7	1.42	7.33	7.33	7.33	0.33	0.95	± 12.0 %
1810	53.3	1.52	6.83	6.83	6.83	0.45	0.80	± 12.0 %
2450	52.7	1.95	6.56	6.56	6.56	0.31	0.93	± 12.0 %
5250	48.9	5.36	4.18	4.18	4.18	0.40	1.90	± 13.1 %
5600	48.5	5.77	3.55	3.55	3.55	0.45	1.90	± 13.1 %
5750	48.3	5.94	3.72	3.72	3.72	0.50	1.90	± 13.1 %

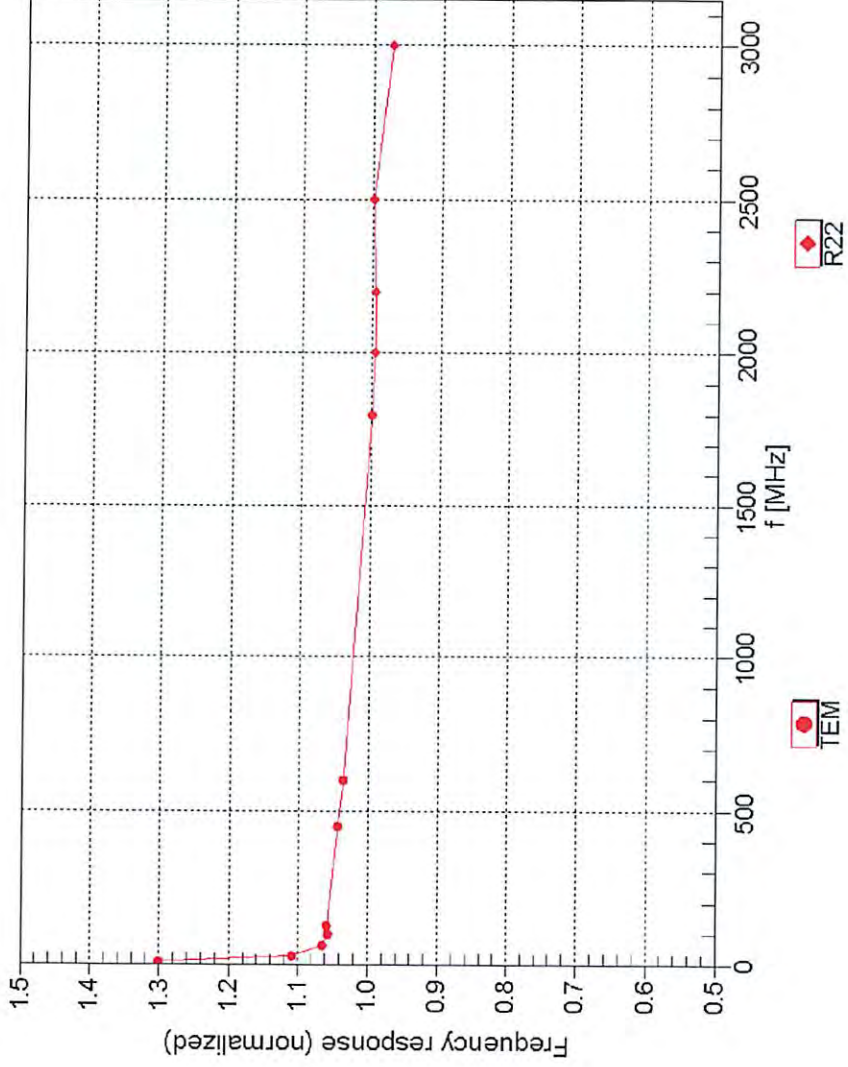
^c Frequency validity above 300 MHz of ± 100 MHz only applies for DASY v4.4 and higher (see Page 2), else it is restricted to ± 50 MHz. The uncertainty is the RSS of the ConvF uncertainty at calibration frequency and the uncertainty for the indicated frequency band. Frequency validity below 300 MHz is ± 10, 25, 40, 50 and 70 MHz for ConvF assessments at 30, 64, 128, 150 and 220 MHz respectively. Above 5 GHz frequency validity can be extended to ± 110 MHz.

^F At frequencies below 3 GHz, the validity of tissue parameters (ϵ and σ) can be relaxed to ± 10% if liquid compensation formula is applied to measured SAR values. At frequencies above 3 GHz, the validity of tissue parameters (ϵ and σ) is restricted to ± 5%. The uncertainty is the RSS of the ConvF uncertainty for indicated target tissue parameters.

^G Alpha/Depth are determined during calibration. SPEAG warrants that the remaining deviation due to the boundary effect after compensation is always less than ± 1% for frequencies below 3 GHz and below ± 2% for frequencies between 3-6 GHz at any distance larger than half the probe tip diameter from the boundary.

Frequency Response of E-Field

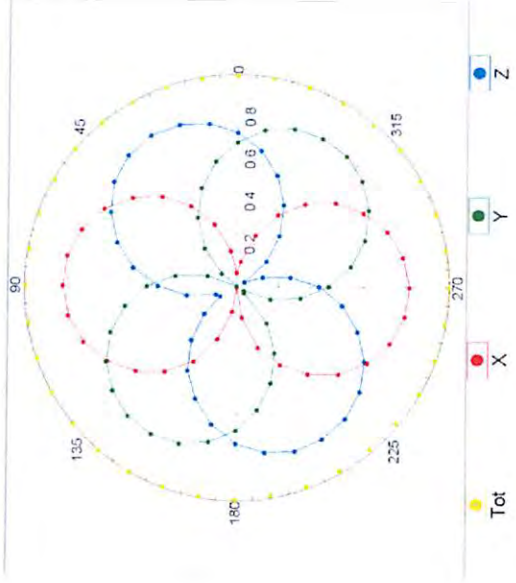
(TEM-Cell:ifi110 EXX, Waveguide: R22)



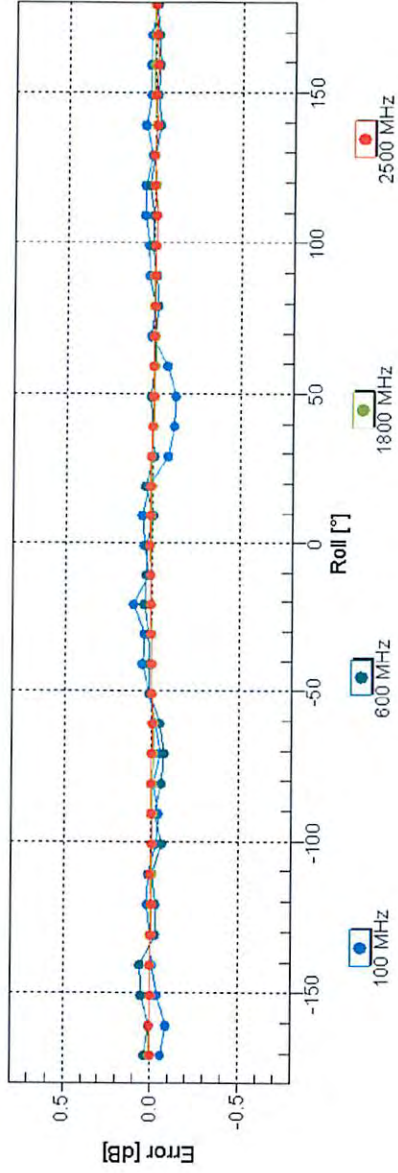
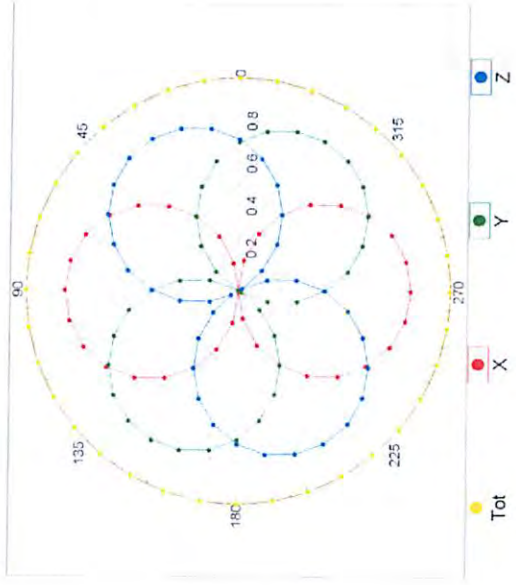
Uncertainty of Frequency Response of E-field: $\pm 6.3\%$ ($k=2$)

Receiving Pattern (ϕ), $\theta = 0^\circ$

f=600 MHz, TEM

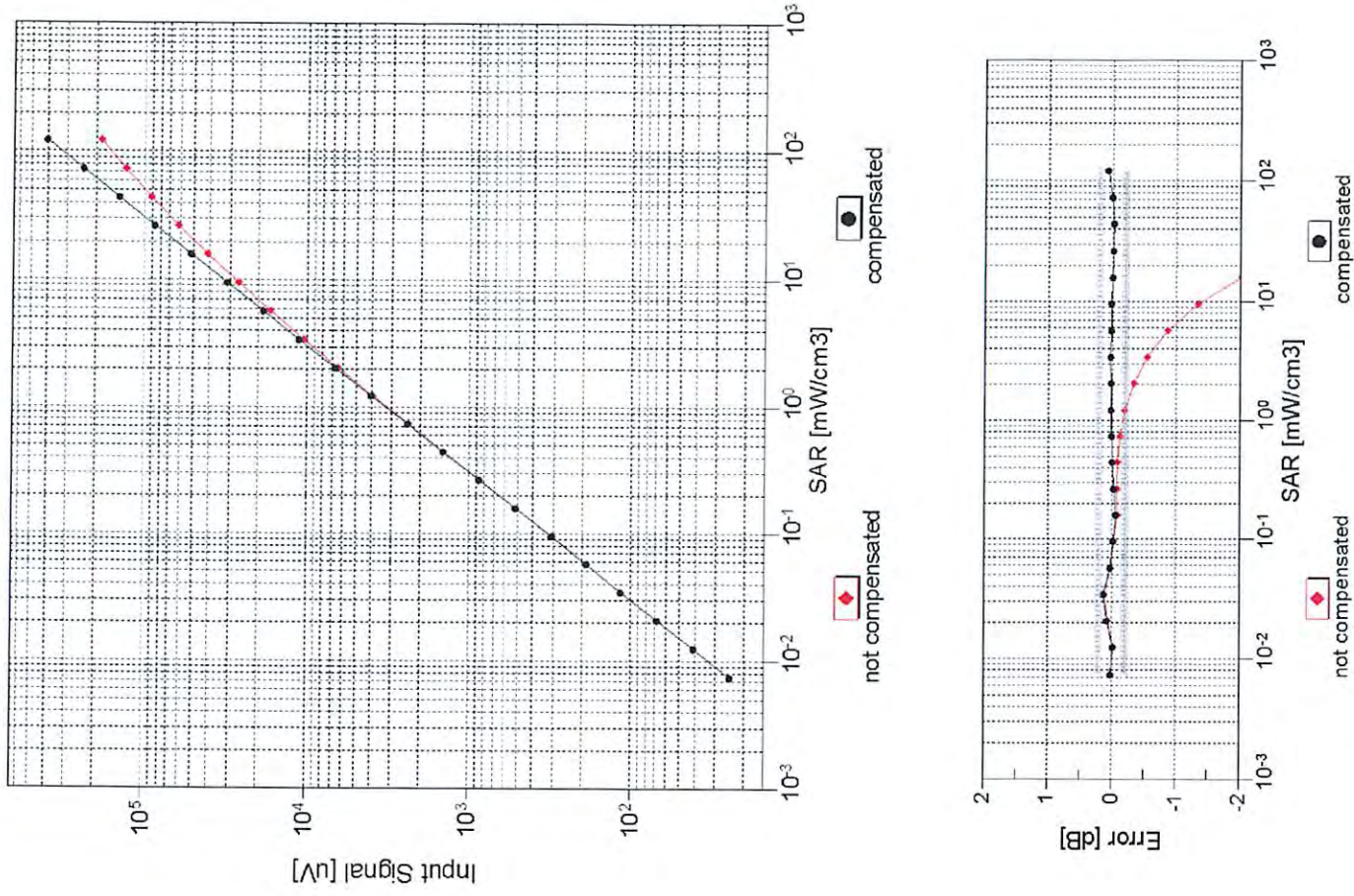


f=1800 MHz, R22



Uncertainty of Axial Isotropy Assessment: $\pm 0.5\%$ (k=2)

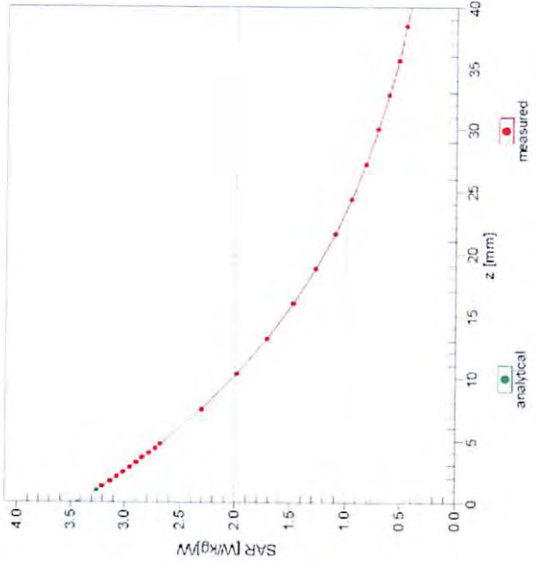
Dynamic Range f(SAR_{head}) (TEM cell , f_{eval}= 1900 MHz)



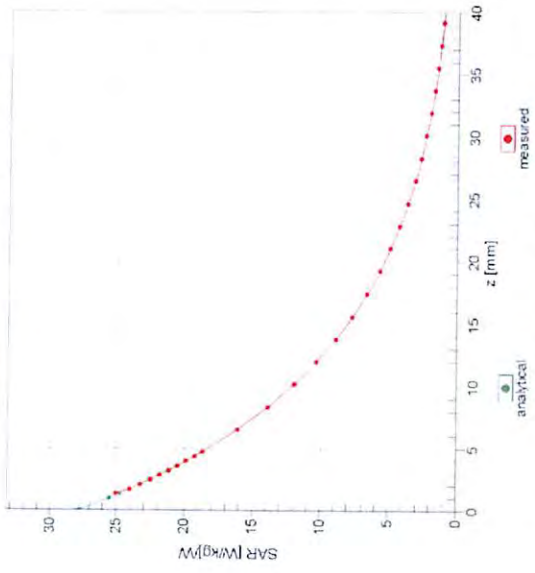
Uncertainty of Linearity Assessment: ± 0.6% (k=2)

Conversion Factor Assessment

f = 835 MHz,WGLS R9 (H_convF)

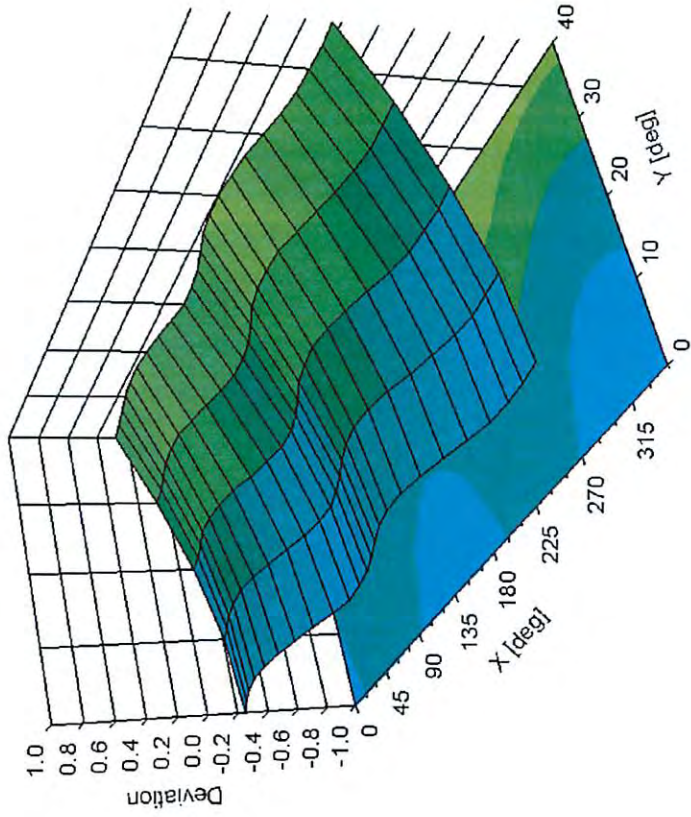


f = 1810 MHz,WGLS R22 (H_convF)



Deviation from Isotropy in Liquid

Error (ϕ, ϑ), f = 900 MHz



Uncertainty of Spherical Isotropy Assessment: $\pm 2.6\%$ (k=2)

DASY/EASY - Parameters of Probe: EX3DV4 - SN:3600

Other Probe Parameters

Sensor Arrangement	Triangular
Connector Angle (°)	69.2
Mechanical Surface Detection Mode	enabled
Optical Surface Detection Mode	disabled
Probe Overall Length	337 mm
Probe Body Diameter	10 mm
Tip Length	9 mm
Tip Diameter	2.5 mm
Probe Tip to Sensor X Calibration Point	1 mm
Probe Tip to Sensor Y Calibration Point	1 mm
Probe Tip to Sensor Z Calibration Point	1 mm
Recommended Measurement Distance from Surface	1.4 mm

Appendix: Modulation Calibration Parameters

UID	Communication System Name	A dB	B dB μ V	C	D dB	VR mV	Max Unc ^E (k=2)
0	CW	X 0.00	0.00	1.00	0.00	128.6	$\pm 3.3\%$
		Y 0.00	0.00	1.00		128.2	
		Z 0.00	0.00	1.00		146.4	
10010- CAA	SAR Validation (Square, 100ms, 10ms)	X 4.34	73.25	13.43	10.00	20.0	$\pm 9.6\%$
		Y 6.79	78.69	16.76		20.0	
		Z 10.12	82.86	17.73		20.0	
10011- CAB	UMTS-FDD (WCDMA)	X 0.98	66.15	14.48	0.00	150.0	$\pm 9.6\%$
		Y 0.89	63.71	12.76		150.0	
		Z 0.93	64.83	13.60		150.0	
10012- CAB	IEEE 802.11b WiFi 2.4 GHz (DSSS, 1 Mbps)	X 1.19	63.82	15.12	0.41	150.0	$\pm 9.6\%$
		Y 1.16	62.58	13.99		150.0	
		Z 1.19	63.36	14.64		150.0	
10013- CAB	IEEE 802.11g WiFi 2.4 GHz (DSSS-OFDM, 6 Mbps)	X 4.92	66.70	17.15	1.46	150.0	$\pm 9.6\%$
		Y 4.96	66.40	16.87		150.0	
		Z 4.93	66.65	17.05		150.0	
10021- DAC	GSM-FDD (TDMA, GMSK)	X 100.00	115.56	27.91	9.39	50.0	$\pm 9.6\%$
		Y 100.00	119.60	30.60		50.0	
		Z 100.00	118.33	29.81		50.0	
10023- DAC	GPRS-FDD (TDMA, GMSK, TN 0)	X 100.00	115.20	27.77	9.57	50.0	$\pm 9.6\%$
		Y 100.00	119.42	30.56		50.0	
		Z 100.00	118.06	29.73		50.0	
10024- DAC	GPRS-FDD (TDMA, GMSK, TN 0-1)	X 100.00	114.21	26.60	6.56	60.0	$\pm 9.6\%$
		Y 100.00	116.79	28.33		60.0	
		Z 100.00	116.13	27.94		60.0	
10025- DAC	EDGE-FDD (TDMA, 8PSK, TN 0)	X 9.92	101.04	41.89	12.57	50.0	$\pm 9.6\%$
		Y 4.05	66.92	23.91		50.0	
		Z 6.25	81.89	32.38		50.0	
10026- DAC	EDGE-FDD (TDMA, 8PSK, TN 0-1)	X 21.43	115.06	41.26	9.56	60.0	$\pm 9.6\%$
		Y 10.93	93.58	32.84		60.0	
		Z 16.09	104.92	37.31		60.0	
10027- DAC	GPRS-FDD (TDMA, GMSK, TN 0-1-2)	X 100.00	114.76	26.24	4.80	80.0	$\pm 9.6\%$
		Y 100.00	115.97	27.21		80.0	
		Z 100.00	116.00	27.19		80.0	
10028- DAC	GPRS-FDD (TDMA, GMSK, TN 0-1-2-3)	X 100.00	116.29	26.31	3.55	100.0	$\pm 9.6\%$
		Y 100.00	116.00	26.54		100.0	
		Z 100.00	116.87	26.93		100.0	
10029- DAC	EDGE-FDD (TDMA, 8PSK, TN 0-1-2)	X 9.51	93.33	32.37	7.80	80.0	$\pm 9.6\%$
		Y 7.35	84.46	28.18		80.0	
		Z 8.87	89.90	30.64		80.0	
10030- CAA	IEEE 802.15.1 Bluetooth (GFSK, DH1)	X 100.00	112.79	25.62	5.30	70.0	$\pm 9.6\%$
		Y 100.00	114.82	27.00		70.0	
		Z 100.00	114.42	26.76		70.0	
10031- CAA	IEEE 802.15.1 Bluetooth (GFSK, DH3)	X 100.00	115.72	24.80	1.88	100.0	$\pm 9.6\%$
		Y 100.00	113.38	24.09		100.0	
		Z 100.00	115.89	25.18		100.0	

10032-CAA	IEEE 802.15.1 Bluetooth (GFSK, DH5)	X	100.00	120.41	25.79	1.17	100.0	± 9.6 %
		Y	100.00	114.16	23.51		100.0	
		Z	100.00	119.12	25.59		100.0	
10033-CAA	IEEE 802.15.1 Bluetooth (PI/4-DQPSK, DH1)	X	100.00	129.47	35.05	5.30	70.0	± 9.6 %
		Y	18.38	101.08	27.98		70.0	
		Z	81.90	124.60	33.79		70.0	
10034-CAA	IEEE 802.15.1 Bluetooth (PI/4-DQPSK, DH3)	X	6.64	87.84	22.13	1.88	100.0	± 9.6 %
		Y	3.00	75.57	17.88		100.0	
		Z	4.74	82.07	20.06		100.0	
10035-CAA	IEEE 802.15.1 Bluetooth (PI/4-DQPSK, DH5)	X	2.97	77.58	18.32	1.17	100.0	± 9.6 %
		Y	1.90	70.39	15.43		100.0	
		Z	2.48	74.29	16.88		100.0	
10036-CAA	IEEE 802.15.1 Bluetooth (8-DPSK, DH1)	X	100.00	129.89	35.25	5.30	70.0	± 9.6 %
		Y	27.68	108.02	30.00		70.0	
		Z	100.00	128.17	34.71		70.0	
10037-CAA	IEEE 802.15.1 Bluetooth (8-DPSK, DH3)	X	6.03	86.58	21.70	1.88	100.0	± 9.6 %
		Y	2.87	75.04	17.64		100.0	
		Z	4.39	81.10	19.69		100.0	
10038-CAA	IEEE 802.15.1 Bluetooth (8-DPSK, DH5)	X	3.02	78.09	18.62	1.17	100.0	± 9.6 %
		Y	1.91	70.64	15.63		100.0	
		Z	2.51	74.67	17.13		100.0	
10039-CAB	CDMA2000 (1xRTT, RC1)	X	1.60	69.78	14.71	0.00	150.0	± 9.6 %
		Y	1.37	66.49	13.17		150.0	
		Z	1.42	67.90	13.72		150.0	
10042-CAB	IS-94 / IS-136 FDD (TDMA/FDM, PI/4-DQPSK, Halfrate)	X	100.00	111.15	25.33	7.78	50.0	± 9.6 %
		Y	100.00	114.74	27.58		50.0	
		Z	100.00	113.75	27.01		50.0	
10044-CAA	IS-91/EIA/TIA-553 FDD (FDMA, FM)	X	0.00	95.22	3.63	0.00	150.0	± 9.6 %
		Y	0.04	107.19	11.02		150.0	
		Z	0.00	92.83	6.31		150.0	
10048-CAA	DECT (TDD, TDMA/FDM, GFSK, Full Slot, 24)	X	184.96	127.11	31.97	13.80	25.0	± 9.6 %
		Y	100.00	122.15	33.13		25.0	
		Z	100.00	121.24	32.28		25.0	
10049-CAA	DECT (TDD, TDMA/FDM, GFSK, Double Slot, 12)	X	100.00	114.31	27.52	10.79	40.0	± 9.6 %
		Y	100.00	119.49	30.89		40.0	
		Z	100.00	117.79	29.83		40.0	
10056-CAA	UMTS-TDD (TD-SCDMA, 1.28 Mcps)	X	100.00	126.62	34.76	9.03	50.0	± 9.6 %
		Y	32.10	107.16	30.32		50.0	
		Z	100.00	125.89	34.80		50.0	
10058-DAC	EDGE-FDD (TDMA, 8PSK, TN 0-1-2-3)	X	6.41	84.14	27.94	6.55	100.0	± 9.6 %
		Y	5.65	79.23	25.29		100.0	
		Z	6.33	82.53	26.93		100.0	
10059-CAB	IEEE 802.11b WiFi 2.4 GHz (DSSS, 2 Mbps)	X	1.27	65.30	15.95	0.61	110.0	± 9.6 %
		Y	1.22	63.72	14.64		110.0	
		Z	1.27	64.75	15.42		110.0	
10060-CAB	IEEE 802.11b WiFi 2.4 GHz (DSSS, 5.5 Mbps)	X	100.00	135.81	35.03	1.30	110.0	± 9.6 %
		Y	3.70	84.73	21.19		110.0	
		Z	17.78	108.23	28.29		110.0	

10061-CAB	IEEE 802.11b WiFi 2.4 GHz (DSSS, 11 Mbps)	X	5.86	91.71	26.23	2.04	110.0	± 9.6 %
		Y	3.09	78.72	21.07		110.0	
		Z	4.57	85.89	23.93		110.0	
10062-CAB	IEEE 802.11a/h WiFi 5 GHz (OFDM, 6 Mbps)	X	4.70	66.60	16.49	0.49	100.0	± 9.6 %
		Y	4.73	66.26	16.20		100.0	
		Z	4.70	66.51	16.37		100.0	
10063-CAB	IEEE 802.11a/h WiFi 5 GHz (OFDM, 9 Mbps)	X	4.73	66.72	16.61	0.72	100.0	± 9.6 %
		Y	4.76	66.38	16.32		100.0	
		Z	4.72	66.63	16.49		100.0	
10064-CAB	IEEE 802.11a/h WiFi 5 GHz (OFDM, 12 Mbps)	X	5.02	67.01	16.87	0.86	100.0	± 9.6 %
		Y	5.08	66.72	16.60		100.0	
		Z	5.02	66.93	16.75		100.0	
10065-CAB	IEEE 802.11a/h WiFi 5 GHz (OFDM, 18 Mbps)	X	4.90	66.95	17.00	1.21	100.0	± 9.6 %
		Y	4.95	66.67	16.73		100.0	
		Z	4.90	66.88	16.89		100.0	
10066-CAB	IEEE 802.11a/h WiFi 5 GHz (OFDM, 24 Mbps)	X	4.92	67.00	17.19	1.46	100.0	± 9.6 %
		Y	4.98	66.73	16.92		100.0	
		Z	4.93	66.94	17.09		100.0	
10067-CAB	IEEE 802.11a/h WiFi 5 GHz (OFDM, 36 Mbps)	X	5.22	67.17	17.66	2.04	100.0	± 9.6 %
		Y	5.28	66.89	17.39		100.0	
		Z	5.24	67.15	17.57		100.0	
10068-CAB	IEEE 802.11a/h WiFi 5 GHz (OFDM, 48 Mbps)	X	5.28	67.30	17.94	2.55	100.0	± 9.6 %
		Y	5.37	67.09	17.69		100.0	
		Z	5.30	67.28	17.85		100.0	
10069-CAB	IEEE 802.11a/h WiFi 5 GHz (OFDM, 54 Mbps)	X	5.36	67.28	18.12	2.67	100.0	± 9.6 %
		Y	5.45	67.04	17.86		100.0	
		Z	5.39	67.27	18.04		100.0	
10071-CAB	IEEE 802.11g WiFi 2.4 GHz (DSSS/OFDM, 9 Mbps)	X	5.02	66.82	17.49	1.99	100.0	± 9.6 %
		Y	5.07	66.54	17.22		100.0	
		Z	5.04	66.80	17.40		100.0	
10072-CAB	IEEE 802.11g WiFi 2.4 GHz (DSSS/OFDM, 12 Mbps)	X	5.01	67.20	17.75	2.30	100.0	± 9.6 %
		Y	5.08	66.93	17.47		100.0	
		Z	5.04	67.19	17.66		100.0	
10073-CAB	IEEE 802.11g WiFi 2.4 GHz (DSSS/OFDM, 18 Mbps)	X	5.08	67.40	18.12	2.83	100.0	± 9.6 %
		Y	5.15	67.13	17.83		100.0	
		Z	5.12	67.41	18.04		100.0	
10074-CAB	IEEE 802.11g WiFi 2.4 GHz (DSSS/OFDM, 24 Mbps)	X	5.06	67.32	18.30	3.30	100.0	± 9.6 %
		Y	5.14	67.07	18.03		100.0	
		Z	5.12	67.36	18.24		100.0	
10075-CAB	IEEE 802.11g WiFi 2.4 GHz (DSSS/OFDM, 36 Mbps)	X	5.11	67.49	18.67	3.82	90.0	± 9.6 %
		Y	5.21	67.31	18.42		90.0	
		Z	5.18	67.57	18.61		90.0	
10076-CAB	IEEE 802.11g WiFi 2.4 GHz (DSSS/OFDM, 48 Mbps)	X	5.11	67.25	18.78	4.15	90.0	± 9.6 %
		Y	5.21	67.06	18.51		90.0	
		Z	5.19	67.36	18.74		90.0	
10077-CAB	IEEE 802.11g WiFi 2.4 GHz (DSSS/OFDM, 54 Mbps)	X	5.13	67.31	18.88	4.30	90.0	± 9.6 %
		Y	5.23	67.11	18.60		90.0	
		Z	5.21	67.43	18.84		90.0	

10081-CAB	CDMA2000 (1xRTT, RC3)	X	0.79	64.69	11.87	0.00	150.0	± 9.6 %
		Y	0.74	62.88	10.84		150.0	
		Z	0.74	63.63	11.17		150.0	
10082-CAB	IS-54 / IS-136 FDD (TDMA/FDM, PI/4-DQPSK, Fullrate)	X	0.87	60.00	4.88	4.77	80.0	± 9.6 %
		Y	0.98	60.00	5.43		80.0	
		Z	0.98	60.00	5.33		80.0	
10090-DAC	GPRS-FDD (TDMA, GMSK, TN 0-4)	X	100.00	114.25	26.64	6.56	60.0	± 9.6 %
		Y	100.00	116.84	28.38		60.0	
		Z	100.00	116.18	27.98		60.0	
10097-CAB	UMTS-FDD (HSDPA)	X	1.77	66.86	15.19	0.00	150.0	± 9.6 %
		Y	1.66	65.10	14.06		150.0	
		Z	1.72	66.07	14.64		150.0	
10098-CAB	UMTS-FDD (HSUPA, Subtest 2)	X	1.74	66.81	15.15	0.00	150.0	± 9.6 %
		Y	1.62	65.02	14.00		150.0	
		Z	1.68	66.00	14.60		150.0	
10099-DAC	EDGE-FDD (TDMA, 8PSK, TN 0-4)	X	21.77	115.42	41.36	9.56	60.0	± 9.6 %
		Y	10.99	93.70	32.88		60.0	
		Z	16.24	105.11	37.37		60.0	
10100-CAD	LTE-FDD (SC-FDMA, 100% RB, 20 MHz, QPSK)	X	3.06	69.68	16.31	0.00	150.0	± 9.6 %
		Y	2.87	68.12	15.32		150.0	
		Z	2.94	68.91	15.86		150.0	
10101-CAD	LTE-FDD (SC-FDMA, 100% RB, 20 MHz, 16-QAM)	X	3.22	67.20	15.71	0.00	150.0	± 9.6 %
		Y	3.16	66.42	15.11		150.0	
		Z	3.17	66.83	15.43		150.0	
10102-CAD	LTE-FDD (SC-FDMA, 100% RB, 20 MHz, 64-QAM)	X	3.33	67.18	15.81	0.00	150.0	± 9.6 %
		Y	3.28	66.45	15.25		150.0	
		Z	3.28	66.84	15.55		150.0	
10103-CAD	LTE-TDD (SC-FDMA, 100% RB, 20 MHz, QPSK)	X	7.53	78.63	21.76	3.98	65.0	± 9.6 %
		Y	7.21	76.77	20.79		65.0	
		Z	7.93	78.90	21.74		65.0	
10104-CAD	LTE-TDD (SC-FDMA, 100% RB, 20 MHz, 16-QAM)	X	7.28	76.36	21.68	3.98	65.0	± 9.6 %
		Y	7.04	74.69	20.73		65.0	
		Z	7.36	75.96	21.36		65.0	
10105-CAD	LTE-TDD (SC-FDMA, 100% RB, 20 MHz, 64-QAM)	X	6.49	74.01	20.98	3.98	65.0	± 9.6 %
		Y	6.79	73.93	20.72		65.0	
		Z	7.19	75.46	21.47		65.0	
10108-CAE	LTE-FDD (SC-FDMA, 100% RB, 10 MHz, QPSK)	X	2.67	68.90	16.12	0.00	150.0	± 9.6 %
		Y	2.54	67.35	15.10		150.0	
		Z	2.58	68.13	15.65		150.0	
10109-CAE	LTE-FDD (SC-FDMA, 100% RB, 10 MHz, 16-QAM)	X	2.88	66.99	15.58	0.00	150.0	± 9.6 %
		Y	2.83	66.10	14.94		150.0	
		Z	2.83	66.57	15.27		150.0	
10110-CAE	LTE-FDD (SC-FDMA, 100% RB, 5 MHz, QPSK)	X	2.17	67.95	15.70	0.00	150.0	± 9.6 %
		Y	2.06	66.30	14.62		150.0	
		Z	2.09	67.13	15.17		150.0	
10111-CAE	LTE-FDD (SC-FDMA, 100% RB, 5 MHz, 16-QAM)	X	2.57	67.58	15.76	0.00	150.0	± 9.6 %
		Y	2.50	66.37	15.00		150.0	
		Z	2.51	67.05	15.38		150.0	

10112-CAE	LTE-FDD (SC-FDMA, 100% RB, 10 MHz, 64-QAM)	X	3.00	66.99	15.65	0.00	150.0	± 9.6 %
		Y	2.96	66.16	15.05		150.0	
		Z	2.96	66.61	15.36		150.0	
10113-CAE	LTE-FDD (SC-FDMA, 100% RB, 5 MHz, 64-QAM)	X	2.72	67.73	15.90	0.00	150.0	± 9.6 %
		Y	2.65	66.58	15.19		150.0	
		Z	2.67	67.25	15.55		150.0	
10114-CAB	IEEE 802.11n (HT Greenfield, 13.5 Mbps, BPSK)	X	5.13	67.06	16.34	0.00	150.0	± 9.6 %
		Y	5.13	66.71	16.03		150.0	
		Z	5.11	66.94	16.21		150.0	
10115-CAB	IEEE 802.11n (HT Greenfield, 81 Mbps, 16-QAM)	X	5.43	67.23	16.44	0.00	150.0	± 9.6 %
		Y	5.49	67.04	16.22		150.0	
		Z	5.41	67.11	16.31		150.0	
10116-CAB	IEEE 802.11n (HT Greenfield, 135 Mbps, 64-QAM)	X	5.23	67.27	16.37	0.00	150.0	± 9.6 %
		Y	5.24	66.95	16.08		150.0	
		Z	5.21	67.13	16.24		150.0	
10117-CAB	IEEE 802.11n (HT Mixed, 13.5 Mbps, BPSK)	X	5.10	66.94	16.30	0.00	150.0	± 9.6 %
		Y	5.12	66.66	16.03		150.0	
		Z	5.08	66.82	16.16		150.0	
10118-CAB	IEEE 802.11n (HT Mixed, 81 Mbps, 16-QAM)	X	5.52	67.44	16.55	0.00	150.0	± 9.6 %
		Y	5.56	67.20	16.31		150.0	
		Z	5.49	67.31	16.42		150.0	
10119-CAB	IEEE 802.11n (HT Mixed, 135 Mbps, 64-QAM)	X	5.20	67.20	16.35	0.00	150.0	± 9.6 %
		Y	5.22	66.89	16.06		150.0	
		Z	5.18	67.08	16.22		150.0	
10140-CAD	LTE-FDD (SC-FDMA, 100% RB, 15 MHz, 16-QAM)	X	3.36	67.19	15.74	0.00	150.0	± 9.6 %
		Y	3.32	66.47	15.19		150.0	
		Z	3.32	66.85	15.48		150.0	
10141-CAD	LTE-FDD (SC-FDMA, 100% RB, 15 MHz, 64-QAM)	X	3.49	67.29	15.91	0.00	150.0	± 9.6 %
		Y	3.45	66.59	15.38		150.0	
		Z	3.45	66.97	15.66		150.0	
10142-CAD	LTE-FDD (SC-FDMA, 100% RB, 3 MHz, QPSK)	X	1.94	67.79	15.30	0.00	150.0	± 9.6 %
		Y	1.83	65.97	14.20		150.0	
		Z	1.85	66.87	14.71		150.0	
10143-CAD	LTE-FDD (SC-FDMA, 100% RB, 3 MHz, 16-QAM)	X	2.40	68.10	15.40	0.00	150.0	± 9.6 %
		Y	2.30	66.60	14.59		150.0	
		Z	2.32	67.42	14.94		150.0	
10144-CAD	LTE-FDD (SC-FDMA, 100% RB, 3 MHz, 64-QAM)	X	2.22	66.14	13.96	0.00	150.0	± 9.6 %
		Y	2.18	65.11	13.40		150.0	
		Z	2.16	65.61	13.57		150.0	
10145-CAE	LTE-FDD (SC-FDMA, 100% RB, 1.4 MHz, QPSK)	X	1.20	64.54	11.58	0.00	150.0	± 9.6 %
		Y	1.20	63.64	11.28		150.0	
		Z	1.15	63.81	11.07		150.0	
10146-CAE	LTE-FDD (SC-FDMA, 100% RB, 1.4 MHz, 16-QAM)	X	2.00	66.51	12.15	0.00	150.0	± 9.6 %
		Y	2.20	66.98	12.79		150.0	
		Z	1.94	65.93	11.72		150.0	
10147-CAE	LTE-FDD (SC-FDMA, 100% RB, 1.4 MHz, 64-QAM)	X	2.35	68.52	13.24	0.00	150.0	± 9.6 %
		Y	2.55	68.94	13.87		150.0	
		Z	2.24	67.67	12.70		150.0	

10149-CAD	LTE-FDD (SC-FDMA, 50% RB, 20 MHz, 16-QAM)	X	2.88	67.04	15.63	0.00	150.0	± 9.6 %
		Y	2.83	66.15	14.98		150.0	
		Z	2.84	66.62	15.31		150.0	
10150-CAD	LTE-FDD (SC-FDMA, 50% RB, 20 MHz, 64-QAM)	X	3.01	67.04	15.69	0.00	150.0	± 9.6 %
		Y	2.96	66.20	15.08		150.0	
		Z	2.96	66.66	15.40		150.0	
10151-CAD	LTE-TDD (SC-FDMA, 50% RB, 20 MHz, QPSK)	X	8.73	82.80	23.45	3.98	65.0	± 9.6 %
		Y	7.53	78.91	21.73		65.0	
		Z	8.49	81.56	22.84		65.0	
10152-CAD	LTE-TDD (SC-FDMA, 50% RB, 20 MHz, 16-QAM)	X	6.88	76.62	21.52	3.98	65.0	± 9.6 %
		Y	6.57	74.62	20.46		65.0	
		Z	6.93	76.10	21.14		65.0	
10153-CAD	LTE-TDD (SC-FDMA, 50% RB, 20 MHz, 64-QAM)	X	7.30	77.59	22.28	3.98	65.0	± 9.6 %
		Y	6.97	75.60	21.25		65.0	
		Z	7.37	77.12	21.93		65.0	
10154-CAE	LTE-FDD (SC-FDMA, 50% RB, 10 MHz, QPSK)	X	2.21	68.31	15.93	0.00	150.0	± 9.6 %
		Y	2.10	66.64	14.84		150.0	
		Z	2.13	67.47	15.39		150.0	
10155-CAE	LTE-FDD (SC-FDMA, 50% RB, 10 MHz, 16-QAM)	X	2.57	67.59	15.77	0.00	150.0	± 9.6 %
		Y	2.50	66.37	15.01		150.0	
		Z	2.51	67.06	15.40		150.0	
10156-CAE	LTE-FDD (SC-FDMA, 50% RB, 5 MHz, QPSK)	X	1.78	67.76	15.05	0.00	150.0	± 9.6 %
		Y	1.67	65.83	13.92		150.0	
		Z	1.69	66.74	14.41		150.0	
10157-CAE	LTE-FDD (SC-FDMA, 50% RB, 5 MHz, 16-QAM)	X	2.04	66.56	13.93	0.00	150.0	± 9.6 %
		Y	1.98	65.30	13.29		150.0	
		Z	1.97	65.89	13.47		150.0	
10158-CAE	LTE-FDD (SC-FDMA, 50% RB, 10 MHz, 64-QAM)	X	2.73	67.79	15.94	0.00	150.0	± 9.6 %
		Y	2.66	66.63	15.23		150.0	
		Z	2.67	67.30	15.59		150.0	
10159-CAE	LTE-FDD (SC-FDMA, 50% RB, 5 MHz, 64-QAM)	X	2.14	66.97	14.19	0.00	150.0	± 9.6 %
		Y	2.08	65.69	13.56		150.0	
		Z	2.07	66.29	13.74		150.0	
10160-CAD	LTE-FDD (SC-FDMA, 50% RB, 15 MHz, QPSK)	X	2.70	68.08	15.96	0.00	150.0	± 9.6 %
		Y	2.59	66.76	15.07		150.0	
		Z	2.62	67.46	15.55		150.0	
10161-CAD	LTE-FDD (SC-FDMA, 50% RB, 15 MHz, 16-QAM)	X	2.90	66.96	15.61	0.00	150.0	± 9.6 %
		Y	2.86	66.09	15.00		150.0	
		Z	2.86	66.57	15.31		150.0	
10162-CAD	LTE-FDD (SC-FDMA, 50% RB, 15 MHz, 64-QAM)	X	3.01	67.11	15.72	0.00	150.0	± 9.6 %
		Y	2.97	66.22	15.11		150.0	
		Z	2.97	66.73	15.43		150.0	
10166-CAE	LTE-FDD (SC-FDMA, 50% RB, 1.4 MHz, QPSK)	X	3.58	69.08	18.90	3.01	150.0	± 9.6 %
		Y	3.66	68.62	18.52		150.0	
		Z	3.57	68.93	18.72		150.0	
10167-CAE	LTE-FDD (SC-FDMA, 50% RB, 1.4 MHz, 16-QAM)	X	4.32	71.62	19.24	3.01	150.0	± 9.6 %
		Y	4.44	71.05	18.84		150.0	
		Z	4.33	71.56	19.10		150.0	

10168-CAE	LTE-FDD (SC-FDMA, 50% RB, 1.4 MHz, 64-QAM)	X	4.72	73.57	20.43	3.01	150.0	± 9.6 %
		Y	4.88	73.09	20.10		150.0	
		Z	4.77	73.65	20.36		150.0	
10169-CAD	LTE-FDD (SC-FDMA, 1 RB, 20 MHz, QPSK)	X	2.98	68.46	18.63	3.01	150.0	± 9.6 %
		Y	3.13	68.48	18.40		150.0	
		Z	2.99	68.40	18.47		150.0	
10170-CAD	LTE-FDD (SC-FDMA, 1 RB, 20 MHz, 16-QAM)	X	3.89	73.35	20.55	3.01	150.0	± 9.6 %
		Y	4.19	73.57	20.42		150.0	
		Z	3.99	73.62	20.53		150.0	
10171-AAD	LTE-FDD (SC-FDMA, 1 RB, 20 MHz, 64-QAM)	X	3.31	69.97	18.14	3.01	150.0	± 9.6 %
		Y	3.49	69.74	17.80		150.0	
		Z	3.34	69.93	17.97		150.0	
10172-CAD	LTE-TDD (SC-FDMA, 1 RB, 20 MHz, QPSK)	X	11.55	97.77	31.19	6.02	65.0	± 9.6 %
		Y	11.40	94.31	29.41		65.0	
		Z	16.01	102.73	32.36		65.0	
10173-CAD	LTE-TDD (SC-FDMA, 1 RB, 20 MHz, 16-QAM)	X	32.34	112.09	33.30	6.02	65.0	± 9.6 %
		Y	19.08	99.88	29.45		65.0	
		Z	28.90	108.74	32.12		65.0	
10174-CAD	LTE-TDD (SC-FDMA, 1 RB, 20 MHz, 64-QAM)	X	19.17	101.17	29.63	6.02	65.0	± 9.6 %
		Y	12.62	91.53	26.38		65.0	
		Z	23.83	103.74	30.12		65.0	
10175-CAE	LTE-FDD (SC-FDMA, 1 RB, 10 MHz, QPSK)	X	2.95	68.20	18.41	3.01	150.0	± 9.6 %
		Y	3.09	68.16	18.15		150.0	
		Z	2.96	68.12	18.23		150.0	
10176-CAE	LTE-FDD (SC-FDMA, 1 RB, 10 MHz, 16-QAM)	X	3.90	73.37	20.56	3.01	150.0	± 9.6 %
		Y	4.19	73.59	20.43		150.0	
		Z	3.99	73.64	20.54		150.0	
10177-CAG	LTE-FDD (SC-FDMA, 1 RB, 5 MHz, QPSK)	X	2.97	68.33	18.49	3.01	150.0	± 9.6 %
		Y	3.12	68.32	18.26		150.0	
		Z	2.98	68.26	18.32		150.0	
10178-CAE	LTE-FDD (SC-FDMA, 1 RB, 5 MHz, 16-QAM)	X	3.86	73.19	20.45	3.01	150.0	± 9.6 %
		Y	4.14	73.34	20.29		150.0	
		Z	3.96	73.44	20.43		150.0	
10179-CAE	LTE-FDD (SC-FDMA, 1 RB, 10 MHz, 64-QAM)	X	3.57	71.58	19.23	3.01	150.0	± 9.6 %
		Y	3.79	71.47	18.95		150.0	
		Z	3.63	71.65	19.12		150.0	
10180-CAE	LTE-FDD (SC-FDMA, 1 RB, 5 MHz, 64-QAM)	X	3.30	69.91	18.10	3.01	150.0	± 9.6 %
		Y	3.48	69.66	17.74		150.0	
		Z	3.33	69.86	17.92		150.0	
10181-CAD	LTE-FDD (SC-FDMA, 1 RB, 15 MHz, QPSK)	X	2.96	68.32	18.49	3.01	150.0	± 9.6 %
		Y	3.11	68.30	18.25		150.0	
		Z	2.98	68.24	18.31		150.0	
10182-CAD	LTE-FDD (SC-FDMA, 1 RB, 15 MHz, 16-QAM)	X	3.86	73.17	20.44	3.01	150.0	± 9.6 %
		Y	4.14	73.32	20.28		150.0	
		Z	3.95	73.42	20.42		150.0	
10183-AAC	LTE-FDD (SC-FDMA, 1 RB, 15 MHz, 64-QAM)	X	3.29	69.89	18.09	3.01	150.0	± 9.6 %
		Y	3.47	69.64	17.73		150.0	
		Z	3.32	69.84	17.91		150.0	

10184-CAD	LTE-FDD (SC-FDMA, 1 RB, 3 MHz, QPSK)	X	2.97	68.36	18.51	3.01	150.0	± 9.6 %
		Y	3.12	68.35	18.27		150.0	
		Z	2.99	68.28	18.34		150.0	
10185-CAD	LTE-FDD (SC-FDMA, 1 RB, 3 MHz, 16-QAM)	X	3.87	73.23	20.48	3.01	150.0	± 9.6 %
		Y	4.16	73.38	20.32		150.0	
		Z	3.97	73.49	20.45		150.0	
10186-AAD	LTE-FDD (SC-FDMA, 1 RB, 3 MHz, 64-QAM)	X	3.31	69.95	18.12	3.01	150.0	± 9.6 %
		Y	3.49	69.69	17.76		150.0	
		Z	3.34	69.90	17.95		150.0	
10187-CAE	LTE-FDD (SC-FDMA, 1 RB, 1.4 MHz, QPSK)	X	2.98	68.40	18.56	3.01	150.0	± 9.6 %
		Y	3.13	68.38	18.32		150.0	
		Z	3.00	68.33	18.40		150.0	
10188-CAE	LTE-FDD (SC-FDMA, 1 RB, 1.4 MHz, 16-QAM)	X	3.97	73.76	20.80	3.01	150.0	± 9.6 %
		Y	4.29	74.05	20.71		150.0	
		Z	4.08	74.08	20.80		150.0	
10189-AAE	LTE-FDD (SC-FDMA, 1 RB, 1.4 MHz, 64-QAM)	X	3.37	70.31	18.37	3.01	150.0	± 9.6 %
		Y	3.56	70.09	18.03		150.0	
		Z	3.41	70.28	18.20		150.0	
10193-CAB	IEEE 802.11n (HT Greenfield, 6.5 Mbps, BPSK)	X	4.53	66.46	16.04	0.00	150.0	± 9.6 %
		Y	4.54	66.08	15.74		150.0	
		Z	4.51	66.32	15.89		150.0	
10194-CAB	IEEE 802.11n (HT Greenfield, 39 Mbps, 16-QAM)	X	4.70	66.77	16.16	0.00	150.0	± 9.6 %
		Y	4.72	66.42	15.86		150.0	
		Z	4.68	66.64	16.02		150.0	
10195-CAB	IEEE 802.11n (HT Greenfield, 65 Mbps, 64-QAM)	X	4.74	66.81	16.18	0.00	150.0	± 9.6 %
		Y	4.77	66.45	15.88		150.0	
		Z	4.72	66.67	16.04		150.0	
10196-CAB	IEEE 802.11n (HT Mixed, 6.5 Mbps, BPSK)	X	4.53	66.52	16.06	0.00	150.0	± 9.6 %
		Y	4.55	66.16	15.76		150.0	
		Z	4.51	66.38	15.91		150.0	
10197-CAB	IEEE 802.11n (HT Mixed, 39 Mbps, 16-QAM)	X	4.71	66.80	16.17	0.00	150.0	± 9.6 %
		Y	4.74	66.44	15.87		150.0	
		Z	4.69	66.66	16.03		150.0	
10198-CAB	IEEE 802.11n (HT Mixed, 65 Mbps, 64-QAM)	X	4.74	66.82	16.19	0.00	150.0	± 9.6 %
		Y	4.77	66.46	15.89		150.0	
		Z	4.72	66.69	16.05		150.0	
10219-CAB	IEEE 802.11n (HT Mixed, 7.2 Mbps, BPSK)	X	4.48	66.53	16.01	0.00	150.0	± 9.6 %
		Y	4.50	66.15	15.72		150.0	
		Z	4.46	66.39	15.87		150.0	
10220-CAB	IEEE 802.11n (HT Mixed, 43.3 Mbps, 16-QAM)	X	4.71	66.77	16.16	0.00	150.0	± 9.6 %
		Y	4.74	66.43	15.87		150.0	
		Z	4.69	66.63	16.02		150.0	
10221-CAB	IEEE 802.11n (HT Mixed, 72.2 Mbps, 64-QAM)	X	4.75	66.75	16.18	0.00	150.0	± 9.6 %
		Y	4.78	66.41	15.88		150.0	
		Z	4.73	66.62	16.04		150.0	
10222-CAB	IEEE 802.11n (HT Mixed, 15 Mbps, BPSK)	X	5.08	66.95	16.29	0.00	150.0	± 9.6 %
		Y	5.10	66.67	16.02		150.0	
		Z	5.06	66.82	16.16		150.0	

10223-CAB	IEEE 802.11n (HT Mixed, 90 Mbps, 16-QAM)	X	5.38	67.15	16.42	0.00	150.0	± 9.6 %
		Y	5.42	66.92	16.18		150.0	
		Z	5.36	67.04	16.29		150.0	
10224-CAB	IEEE 802.11n (HT Mixed, 150 Mbps, 64-QAM)	X	5.12	67.06	16.27	0.00	150.0	± 9.6 %
		Y	5.14	66.77	16.00		150.0	
		Z	5.10	66.93	16.14		150.0	
10225-CAB	UMTS-FDD (HSPA+)	X	2.79	65.81	15.12	0.00	150.0	± 9.6 %
		Y	2.77	65.08	14.64		150.0	
		Z	2.76	65.50	14.85		150.0	
10226-CAA	LTE-TDD (SC-FDMA, 1 RB, 1.4 MHz, 16-QAM)	X	35.68	114.09	33.94	6.02	65.0	± 9.6 %
		Y	20.60	101.42	30.01		65.0	
		Z	31.84	110.68	32.75		65.0	
10227-CAA	LTE-TDD (SC-FDMA, 1 RB, 1.4 MHz, 64-QAM)	X	31.15	109.62	32.04	6.02	65.0	± 9.6 %
		Y	18.77	98.35	28.54		65.0	
		Z	28.39	106.83	31.05		65.0	
10228-CAA	LTE-TDD (SC-FDMA, 1 RB, 1.4 MHz, QPSK)	X	20.06	109.32	34.77	6.02	65.0	± 9.6 %
		Y	13.21	97.68	30.60		65.0	
		Z	17.58	104.98	33.12		65.0	
10229-CAB	LTE-TDD (SC-FDMA, 1 RB, 3 MHz, 16-QAM)	X	32.55	112.18	33.33	6.02	65.0	± 9.6 %
		Y	19.22	99.99	29.50		65.0	
		Z	29.11	108.85	32.16		65.0	
10230-CAB	LTE-TDD (SC-FDMA, 1 RB, 3 MHz, 64-QAM)	X	28.53	107.93	31.50	6.02	65.0	± 9.6 %
		Y	17.56	97.07	28.07		65.0	
		Z	26.03	105.18	30.51		65.0	
10231-CAB	LTE-TDD (SC-FDMA, 1 RB, 3 MHz, QPSK)	X	18.75	107.81	34.25	6.02	65.0	± 9.6 %
		Y	12.53	96.52	30.15		65.0	
		Z	16.49	103.58	32.61		65.0	
10232-CAD	LTE-TDD (SC-FDMA, 1 RB, 5 MHz, 16-QAM)	X	32.52	112.18	33.33	6.02	65.0	± 9.6 %
		Y	19.19	99.97	29.49		65.0	
		Z	29.08	108.84	32.15		65.0	
10233-CAD	LTE-TDD (SC-FDMA, 1 RB, 5 MHz, 64-QAM)	X	28.47	107.91	31.49	6.02	65.0	± 9.6 %
		Y	17.52	97.05	28.07		65.0	
		Z	25.98	105.16	30.50		65.0	
10234-CAD	LTE-TDD (SC-FDMA, 1 RB, 5 MHz, QPSK)	X	17.68	106.40	33.71	6.02	65.0	± 9.6 %
		Y	11.95	95.43	29.69		65.0	
		Z	15.61	102.28	32.10		65.0	
10235-CAD	LTE-TDD (SC-FDMA, 1 RB, 10 MHz, 16-QAM)	X	32.63	112.27	33.36	6.02	65.0	± 9.6 %
		Y	19.21	100.01	29.50		65.0	
		Z	29.15	108.90	32.17		65.0	
10236-CAD	LTE-TDD (SC-FDMA, 1 RB, 10 MHz, 64-QAM)	X	28.97	108.18	31.56	6.02	65.0	± 9.6 %
		Y	17.70	97.20	28.11		65.0	
		Z	26.35	105.38	30.56		65.0	
10237-CAD	LTE-TDD (SC-FDMA, 1 RB, 10 MHz, QPSK)	X	18.87	107.98	34.30	6.02	65.0	± 9.6 %
		Y	12.55	96.59	30.17		65.0	
		Z	16.56	103.70	32.65		65.0	
10238-CAD	LTE-TDD (SC-FDMA, 1 RB, 15 MHz, 16-QAM)	X	32.49	112.18	33.33	6.02	65.0	± 9.6 %
		Y	19.15	99.96	29.48		65.0	
		Z	29.04	108.83	32.15		65.0	

10239-CAD	LTE-TDD (SC-FDMA, 1 RB, 15 MHz, 64-QAM)	X	28.40	107.89	31.49	6.02	65.0	± 9.6 %
		Y	17.48	97.02	28.06		65.0	
		Z	25.91	105.13	30.50		65.0	
10240-CAD	LTE-TDD (SC-FDMA, 1 RB, 15 MHz, QPSK)	X	18.79	107.91	34.28	6.02	65.0	± 9.6 %
		Y	12.51	96.54	30.16		65.0	
		Z	16.51	103.64	32.64		65.0	
10241-CAA	LTE-TDD (SC-FDMA, 50% RB, 1.4 MHz, 16-QAM)	X	9.37	84.09	26.88	6.98	65.0	± 9.6 %
		Y	9.00	81.48	25.58		65.0	
		Z	9.64	84.05	26.66		65.0	
10242-CAA	LTE-TDD (SC-FDMA, 50% RB, 1.4 MHz, 64-QAM)	X	8.12	81.00	25.56	6.98	65.0	± 9.6 %
		Y	8.55	80.38	25.06		65.0	
		Z	9.37	83.46	26.36		65.0	
10243-CAA	LTE-TDD (SC-FDMA, 50% RB, 1.4 MHz, QPSK)	X	6.40	77.14	24.85	6.98	65.0	± 9.6 %
		Y	6.84	76.95	24.45		65.0	
		Z	7.32	79.56	25.70		65.0	
10244-CAB	LTE-TDD (SC-FDMA, 50% RB, 3 MHz, 16-QAM)	X	8.16	80.65	20.72	3.98	65.0	± 9.6 %
		Y	7.84	79.38	20.61		65.0	
		Z	8.14	79.93	20.35		65.0	
10245-CAB	LTE-TDD (SC-FDMA, 50% RB, 3 MHz, 64-QAM)	X	7.83	79.71	20.30	3.98	65.0	± 9.6 %
		Y	7.66	78.75	20.31		65.0	
		Z	7.84	79.07	19.96		65.0	
10246-CAB	LTE-TDD (SC-FDMA, 50% RB, 3 MHz, QPSK)	X	9.87	87.16	23.15	3.98	65.0	± 9.6 %
		Y	7.04	80.78	21.05		65.0	
		Z	8.70	84.28	22.05		65.0	
10247-CAD	LTE-TDD (SC-FDMA, 50% RB, 5 MHz, 16-QAM)	X	6.51	77.88	20.45	3.98	65.0	± 9.6 %
		Y	5.98	75.48	19.58		65.0	
		Z	6.46	77.04	19.99		65.0	
10248-CAD	LTE-TDD (SC-FDMA, 50% RB, 5 MHz, 64-QAM)	X	6.37	77.00	20.08	3.98	65.0	± 9.6 %
		Y	5.96	74.87	19.30		65.0	
		Z	6.35	76.24	19.64		65.0	
10249-CAD	LTE-TDD (SC-FDMA, 50% RB, 5 MHz, QPSK)	X	11.72	90.67	25.27	3.98	65.0	± 9.6 %
		Y	7.95	82.86	22.54		65.0	
		Z	10.24	87.46	24.05		65.0	
10250-CAD	LTE-TDD (SC-FDMA, 50% RB, 10 MHz, 16-QAM)	X	7.35	79.99	22.89	3.98	65.0	± 9.6 %
		Y	6.77	77.28	21.67		65.0	
		Z	7.36	79.26	22.43		65.0	
10251-CAD	LTE-TDD (SC-FDMA, 50% RB, 10 MHz, 64-QAM)	X	6.80	77.27	21.44	3.98	65.0	± 9.6 %
		Y	6.40	74.99	20.37		65.0	
		Z	6.83	76.65	21.02		65.0	
10252-CAD	LTE-TDD (SC-FDMA, 50% RB, 10 MHz, QPSK)	X	10.21	87.88	25.28	3.98	65.0	± 9.6 %
		Y	7.87	81.78	22.87		65.0	
		Z	9.51	85.69	24.35		65.0	
10253-CAD	LTE-TDD (SC-FDMA, 50% RB, 15 MHz, 16-QAM)	X	6.68	75.93	21.23	3.98	65.0	± 9.6 %
		Y	6.40	74.02	20.23		65.0	
		Z	6.75	75.48	20.88		65.0	
10254-CAD	LTE-TDD (SC-FDMA, 50% RB, 15 MHz, 64-QAM)	X	7.07	76.85	21.92	3.98	65.0	± 9.6 %
		Y	6.78	74.95	20.95		65.0	
		Z	7.16	76.44	21.59		65.0	

10255-CAD	LTE-TDD (SC-FDMA, 50% RB, 15 MHz, QPSK)	X	8.17	81.88	23.35	3.98	65.0	± 9.6 %
		Y	7.16	78.19	21.68		65.0	
		Z	8.02	80.77	22.77		65.0	
10256-CAA	LTE-TDD (SC-FDMA, 100% RB, 1.4 MHz, 16-QAM)	X	6.36	76.31	17.99	3.98	65.0	± 9.6 %
		Y	6.65	76.53	18.59		65.0	
		Z	6.39	75.76	17.71		65.0	
10257-CAA	LTE-TDD (SC-FDMA, 100% RB, 1.4 MHz, 64-QAM)	X	6.00	75.09	17.39	3.98	65.0	± 9.6 %
		Y	6.42	75.61	18.13		65.0	
		Z	6.07	74.65	17.16		65.0	
10258-CAA	LTE-TDD (SC-FDMA, 100% RB, 1.4 MHz, QPSK)	X	6.89	80.77	20.02	3.98	65.0	± 9.6 %
		Y	5.76	77.33	19.04		65.0	
		Z	6.39	78.86	19.25		65.0	
10259-CAB	LTE-TDD (SC-FDMA, 100% RB, 3 MHz, 16-QAM)	X	6.85	78.66	21.33	3.98	65.0	± 9.6 %
		Y	6.29	76.08	20.30		65.0	
		Z	6.82	77.85	20.86		65.0	
10260-CAB	LTE-TDD (SC-FDMA, 100% RB, 3 MHz, 64-QAM)	X	6.81	78.20	21.15	3.98	65.0	± 9.6 %
		Y	6.32	75.84	20.21		65.0	
		Z	6.80	77.46	20.71		65.0	
10261-CAB	LTE-TDD (SC-FDMA, 100% RB, 3 MHz, QPSK)	X	10.08	87.99	24.80	3.98	65.0	± 9.6 %
		Y	7.48	81.48	22.36		65.0	
		Z	9.21	85.51	23.77		65.0	
10262-CAD	LTE-TDD (SC-FDMA, 100% RB, 5 MHz, 16-QAM)	X	7.34	79.93	22.84	3.98	65.0	± 9.6 %
		Y	6.76	77.23	21.62		65.0	
		Z	7.35	79.20	22.39		65.0	
10263-CAD	LTE-TDD (SC-FDMA, 100% RB, 5 MHz, 64-QAM)	X	6.79	77.25	21.43	3.98	65.0	± 9.6 %
		Y	6.39	74.98	20.36		65.0	
		Z	6.82	76.63	21.02		65.0	
10264-CAD	LTE-TDD (SC-FDMA, 100% RB, 5 MHz, QPSK)	X	10.08	87.62	25.17	3.98	65.0	± 9.6 %
		Y	7.79	81.58	22.77		65.0	
		Z	9.40	85.45	24.24		65.0	
10265-CAD	LTE-TDD (SC-FDMA, 100% RB, 10 MHz, 16-QAM)	X	6.88	76.62	21.52	3.98	65.0	± 9.6 %
		Y	6.56	74.62	20.47		65.0	
		Z	6.93	76.10	21.15		65.0	
10266-CAD	LTE-TDD (SC-FDMA, 100% RB, 10 MHz, 64-QAM)	X	7.29	77.57	22.27	3.98	65.0	± 9.6 %
		Y	6.97	75.59	21.24		65.0	
		Z	7.36	77.10	21.92		65.0	
10267-CAD	LTE-TDD (SC-FDMA, 100% RB, 10 MHz, QPSK)	X	8.71	82.74	23.43	3.98	65.0	± 9.6 %
		Y	7.52	78.86	21.71		65.0	
		Z	8.47	81.51	22.82		65.0	
10268-CAD	LTE-TDD (SC-FDMA, 100% RB, 15 MHz, 16-QAM)	X	7.37	76.01	21.65	3.98	65.0	± 9.6 %
		Y	7.17	74.48	20.77		65.0	
		Z	7.47	75.69	21.37		65.0	
10269-CAD	LTE-TDD (SC-FDMA, 100% RB, 15 MHz, 64-QAM)	X	7.29	75.48	21.48	3.98	65.0	± 9.6 %
		Y	7.12	74.04	20.65		65.0	
		Z	7.40	75.21	21.22		65.0	
10270-CAD	LTE-TDD (SC-FDMA, 100% RB, 15 MHz, QPSK)	X	7.79	78.59	21.97	3.98	65.0	± 9.6 %
		Y	7.27	76.27	20.81		65.0	
		Z	7.80	77.99	21.60		65.0	

10274-CAB	UMTS-FDD (HSUPA, Subtest 5, 3GPP Rel8.10)	X	2.56	66.09	14.99	0.00	150.0	± 9.6 %
		Y	2.50	65.10	14.35		150.0	
		Z	2.52	65.70	14.67		150.0	
10275-CAB	UMTS-FDD (HSUPA, Subtest 5, 3GPP Rel8.4)	X	1.56	66.99	14.99	0.00	150.0	± 9.6 %
		Y	1.44	65.00	13.67		150.0	
		Z	1.49	66.00	14.34		150.0	
10277-CAA	PHS (QPSK)	X	2.20	62.12	7.54	9.03	50.0	± 9.6 %
		Y	2.95	64.23	9.71		50.0	
		Z	2.73	63.45	8.82		50.0	
10278-CAA	PHS (QPSK, BW 884MHz, Rolloff 0.5)	X	12.02	86.88	21.32	9.03	50.0	± 9.6 %
		Y	9.61	83.75	21.26		50.0	
		Z	10.08	83.80	20.69		50.0	
10279-CAA	PHS (QPSK, BW 884MHz, Rolloff 0.38)	X	12.31	87.20	21.50	9.03	50.0	± 9.6 %
		Y	9.76	83.87	21.34		50.0	
		Z	10.25	83.99	20.81		50.0	
10290-AAB	CDMA2000, RC1, SO55, Full Rate	X	1.34	67.25	13.27	0.00	150.0	± 9.6 %
		Y	1.23	65.06	12.21		150.0	
		Z	1.23	65.94	12.51		150.0	
10291-AAB	CDMA2000, RC3, SO55, Full Rate	X	0.78	64.52	11.76	0.00	150.0	± 9.6 %
		Y	0.73	62.76	10.76		150.0	
		Z	0.73	63.49	11.07		150.0	
10292-AAB	CDMA2000, RC3, SO32, Full Rate	X	0.92	67.57	13.69	0.00	150.0	± 9.6 %
		Y	0.78	64.18	11.87		150.0	
		Z	0.82	65.63	12.57		150.0	
10293-AAB	CDMA2000, RC3, SO3, Full Rate	X	1.26	71.98	16.14	0.00	150.0	± 9.6 %
		Y	0.91	66.08	13.26		150.0	
		Z	1.03	68.67	14.48		150.0	
10295-AAB	CDMA2000, RC1, SO3, 1/8th Rate 25 fr.	X	14.84	95.74	28.21	9.03	50.0	± 9.6 %
		Y	8.91	84.62	24.53		50.0	
		Z	12.81	91.53	26.70		50.0	
10297-AAC	LTE-FDD (SC-FDMA, 50% RB, 20 MHz, QPSK)	X	2.69	68.98	16.18	0.00	150.0	± 9.6 %
		Y	2.55	67.43	15.16		150.0	
		Z	2.59	68.22	15.71		150.0	
10298-AAC	LTE-FDD (SC-FDMA, 50% RB, 3 MHz, QPSK)	X	1.50	66.65	13.59	0.00	150.0	± 9.6 %
		Y	1.43	65.00	12.74		150.0	
		Z	1.41	65.64	12.95		150.0	
10299-AAC	LTE-FDD (SC-FDMA, 50% RB, 3 MHz, 16-QAM)	X	2.59	69.25	14.37	0.00	150.0	± 9.6 %
		Y	2.65	68.80	14.43		150.0	
		Z	2.50	68.57	13.91		150.0	
10300-AAC	LTE-FDD (SC-FDMA, 50% RB, 3 MHz, 64-QAM)	X	1.99	65.10	11.65	0.00	150.0	± 9.6 %
		Y	2.16	65.32	12.07		150.0	
		Z	1.97	64.79	11.37		150.0	
10301-AAA	IEEE 802.16e WiMAX (29:18, 5ms, 10MHz, QPSK, PUSC)	X	4.92	65.97	17.73	4.17	50.0	± 9.6 %
		Y	4.90	65.12	17.14		50.0	
		Z	4.93	65.81	17.52		50.0	
10302-AAA	IEEE 802.16e WiMAX (29:18, 5ms, 10MHz, QPSK, PUSC, 3 CTRL symbols)	X	5.34	66.33	18.31	4.96	50.0	± 9.6 %
		Y	5.41	65.80	17.88		50.0	
		Z	5.39	66.34	18.19		50.0	

10303-AAA	IEEE 802.16e WiMAX (31:15, 5ms, 10MHz, 64QAM, PUSC)	X	5.09	66.00	18.16	4.96	50.0	± 9.6 %
		Y	5.18	65.53	17.76		50.0	
		Z	5.16	66.05	18.06		50.0	
10304-AAA	IEEE 802.16e WiMAX (29:18, 5ms, 10MHz, 64QAM, PUSC)	X	4.89	65.81	17.60	4.17	50.0	± 9.6 %
		Y	4.95	65.27	17.18		50.0	
		Z	4.94	65.81	17.48		50.0	
10305-AAA	IEEE 802.16e WiMAX (31:15, 10ms, 10MHz, 64QAM, PUSC, 15 symbols)	X	4.50	67.81	19.84	6.02	35.0	± 9.6 %
		Y	4.79	68.06	19.81		35.0	
		Z	4.79	68.83	20.16		35.0	
10306-AAA	IEEE 802.16e WiMAX (29:18, 10ms, 10MHz, 64QAM, PUSC, 18 symbols)	X	4.81	66.77	19.38	6.02	35.0	± 9.6 %
		Y	5.03	66.83	19.26		35.0	
		Z	4.99	67.39	19.54		35.0	
10307-AAA	IEEE 802.16e WiMAX (29:18, 10ms, 10MHz, QPSK, PUSC, 18 symbols)	X	4.71	66.97	19.36	6.02	35.0	± 9.6 %
		Y	4.96	67.13	19.28		35.0	
		Z	4.92	67.66	19.55		35.0	
10308-AAA	IEEE 802.16e WiMAX (29:18, 10ms, 10MHz, 16QAM, PUSC)	X	4.69	67.17	19.50	6.02	35.0	± 9.6 %
		Y	4.93	67.30	19.40		35.0	
		Z	4.91	67.91	19.71		35.0	
10309-AAA	IEEE 802.16e WiMAX (29:18, 10ms, 10MHz, 16QAM, AMC 2x3, 18 symbols)	X	4.88	67.02	19.54	6.02	35.0	± 9.6 %
		Y	5.10	67.08	19.41		35.0	
		Z	5.06	67.62	19.69		35.0	
10310-AAA	IEEE 802.16e WiMAX (29:18, 10ms, 10MHz, QPSK, AMC 2x3, 18 symbols)	X	4.76	66.83	19.35	6.02	35.0	± 9.6 %
		Y	4.98	66.92	19.24		35.0	
		Z	4.95	67.49	19.53		35.0	
10311-AAC	LTE-FDD (SC-FDMA, 100% RB, 15 MHz, QPSK)	X	3.04	68.33	15.87	0.00	150.0	± 9.6 %
		Y	2.87	66.87	14.93		150.0	
		Z	2.93	67.62	15.44		150.0	
10313-AAA	iDEN 1:3	X	8.93	84.60	20.34	6.99	70.0	± 9.6 %
		Y	5.29	76.79	17.81		70.0	
		Z	7.61	81.75	19.55		70.0	
10314-AAA	iDEN 1:6	X	16.77	101.33	28.93	10.00	30.0	± 9.6 %
		Y	7.37	85.56	23.98		30.0	
		Z	12.54	94.77	26.95		30.0	
10315-AAB	IEEE 802.11b WiFi 2.4 GHz (DSSS, 1 Mbps, 96pc duty cycle)	X	1.09	63.49	14.87	0.17	150.0	± 9.6 %
		Y	1.05	62.22	13.71		150.0	
		Z	1.08	62.99	14.36		150.0	
10316-AAB	IEEE 802.11g WiFi 2.4 GHz (ERP-OFDM, 6 Mbps, 96pc duty cycle)	X	4.60	66.57	16.23	0.17	150.0	± 9.6 %
		Y	4.62	66.21	15.92		150.0	
		Z	4.58	66.45	16.09		150.0	
10317-AAB	IEEE 802.11a WiFi 5 GHz (OFDM, 6 Mbps, 96pc duty cycle)	X	4.60	66.57	16.23	0.17	150.0	± 9.6 %
		Y	4.62	66.21	15.92		150.0	
		Z	4.58	66.45	16.09		150.0	
10400-AAC	IEEE 802.11ac WiFi (20MHz, 64-QAM, 99pc duty cycle)	X	4.70	66.84	16.16	0.00	150.0	± 9.6 %
		Y	4.72	66.46	15.84		150.0	
		Z	4.67	66.68	16.01		150.0	
10401-AAC	IEEE 802.11ac WiFi (40MHz, 64-QAM, 99pc duty cycle)	X	5.40	67.06	16.35	0.00	150.0	± 9.6 %
		Y	5.40	66.70	16.04		150.0	
		Z	5.38	66.94	16.22		150.0	

10402-AAC	IEEE 802.11ac WiFi (80MHz, 64-QAM, 99pc duty cycle)	X	5.64	67.36	16.36	0.00	150.0	± 9.6 %
		Y	5.68	67.15	16.13		150.0	
		Z	5.63	67.25	16.24		150.0	
10403-AAB	CDMA2000 (1xEV-DO, Rev. 0)	X	1.34	67.25	13.27	0.00	115.0	± 9.6 %
		Y	1.23	65.06	12.21		115.0	
		Z	1.23	65.94	12.51		115.0	
10404-AAB	CDMA2000 (1xEV-DO, Rev. A)	X	1.34	67.25	13.27	0.00	115.0	± 9.6 %
		Y	1.23	65.06	12.21		115.0	
		Z	1.23	65.94	12.51		115.0	
10406-AAB	CDMA2000, RC3, SC32, SCH0, Full Rate	X	11.88	94.10	24.15	0.00	100.0	± 9.6 %
		Y	7.20	85.63	21.54		100.0	
		Z	12.10	93.11	23.46		100.0	
10410-AAC	LTE-TDD (SC-FDMA, 1 RB, 10 MHz, QPSK, UL Subframe=2,3,4,7,8,9)	X	100.00	124.75	31.89	3.23	80.0	± 9.6 %
		Y	100.00	122.93	31.42		80.0	
		Z	100.00	123.26	31.33		80.0	
10415-AAA	IEEE 802.11b WiFi 2.4 GHz (DSSS, 1 Mbps, 99pc duty cycle)	X	1.00	62.50	14.18	0.00	150.0	± 9.6 %
		Y	0.97	61.38	13.09		150.0	
		Z	0.99	62.01	13.68		150.0	
10416-AAA	IEEE 802.11g WiFi 2.4 GHz (ERP-OFDM, 6 Mbps, 99pc duty cycle)	X	4.53	66.50	16.10	0.00	150.0	± 9.6 %
		Y	4.55	66.12	15.79		150.0	
		Z	4.51	66.36	15.96		150.0	
10417-AAA	IEEE 802.11a/n WiFi 5 GHz (OFDM, 6 Mbps, 99pc duty cycle)	X	4.53	66.50	16.10	0.00	150.0	± 9.6 %
		Y	4.55	66.12	15.79		150.0	
		Z	4.51	66.36	15.96		150.0	
10418-AAA	IEEE 802.11g WiFi 2.4 GHz (DSSS-OFDM, 6 Mbps, 99pc duty cycle, Long preamble)	X	4.52	66.65	16.12	0.00	150.0	± 9.6 %
		Y	4.53	66.24	15.79		150.0	
		Z	4.50	66.50	15.97		150.0	
10419-AAA	IEEE 802.11g WiFi 2.4 GHz (DSSS-OFDM, 6 Mbps, 99pc duty cycle, Short preamble)	X	4.54	66.60	16.12	0.00	150.0	± 9.6 %
		Y	4.55	66.21	15.80		150.0	
		Z	4.52	66.46	15.97		150.0	
10422-AAA	IEEE 802.11n (HT Greenfield, 7.2 Mbps, BPSK)	X	4.66	66.61	16.14	0.00	150.0	± 9.6 %
		Y	4.68	66.24	15.84		150.0	
		Z	4.64	66.48	16.00		150.0	
10423-AAA	IEEE 802.11n (HT Greenfield, 43.3 Mbps, 16-QAM)	X	4.83	66.93	16.26	0.00	150.0	± 9.6 %
		Y	4.86	66.58	15.96		150.0	
		Z	4.80	66.79	16.11		150.0	
10424-AAA	IEEE 802.11n (HT Greenfield, 72.2 Mbps, 64-QAM)	X	4.75	66.87	16.23	0.00	150.0	± 9.6 %
		Y	4.77	66.51	15.92		150.0	
		Z	4.72	66.73	16.08		150.0	
10425-AAA	IEEE 802.11n (HT Greenfield, 15 Mbps, BPSK)	X	5.35	67.20	16.42	0.00	150.0	± 9.6 %
		Y	5.37	66.92	16.15		150.0	
		Z	5.33	67.08	16.29		150.0	
10426-AAA	IEEE 802.11n (HT Greenfield, 90 Mbps, 16-QAM)	X	5.35	67.22	16.43	0.00	150.0	± 9.6 %
		Y	5.37	66.92	16.15		150.0	
		Z	5.33	67.10	16.30		150.0	

10427-AAA	IEEE 802.11n (HT Greenfield, 150 Mbps, 64-QAM)	X	5.36	67.21	16.41	0.00	150.0	± 9.6 %
		Y	5.39	66.92	16.14		150.0	
		Z	5.34	67.09	16.29		150.0	
10430-AAB	LTE-FDD (OFDMA, 5 MHz, E-TM 3.1)	X	4.16	70.13	17.79	0.00	150.0	± 9.6 %
		Y	4.16	69.45	17.46		150.0	
		Z	4.14	69.98	17.64		150.0	
10431-AAB	LTE-FDD (OFDMA, 10 MHz, E-TM 3.1)	X	4.21	67.00	16.07	0.00	150.0	± 9.6 %
		Y	4.23	66.50	15.72		150.0	
		Z	4.18	66.80	15.89		150.0	
10432-AAB	LTE-FDD (OFDMA, 15 MHz, E-TM 3.1)	X	4.51	66.90	16.16	0.00	150.0	± 9.6 %
		Y	4.54	66.49	15.84		150.0	
		Z	4.49	66.74	16.00		150.0	
10433-AAB	LTE-FDD (OFDMA, 20 MHz, E-TM 3.1)	X	4.76	66.91	16.25	0.00	150.0	± 9.6 %
		Y	4.79	66.55	15.95		150.0	
		Z	4.74	66.77	16.10		150.0	
10434-AAA	W-CDMA (BS Test Model 1, 64 DPCH)	X	4.23	70.87	17.71	0.00	150.0	± 9.6 %
		Y	4.20	70.04	17.36		150.0	
		Z	4.20	70.67	17.54		150.0	
10435-AAC	LTE-TDD (SC-FDMA, 1 RB, 20 MHz, QPSK, UL_Subframe=2,3,4,7,8,9)	X	100.00	124.53	31.79	3.23	80.0	± 9.6 %
		Y	100.00	122.74	31.34		80.0	
		Z	100.00	123.05	31.23		80.0	
10447-AAB	LTE-FDD (OFDMA, 5 MHz, E-TM 3.1, Clipping 44%)	X	3.49	66.90	15.34	0.00	150.0	± 9.6 %
		Y	3.49	66.24	14.98		150.0	
		Z	3.44	66.62	15.10		150.0	
10448-AAB	LTE-FDD (OFDMA, 10 MHz, E-TM 3.1, Clipping 44%)	X	4.05	66.77	15.93	0.00	150.0	± 9.6 %
		Y	4.06	66.26	15.57		150.0	
		Z	4.02	66.58	15.74		150.0	
10449-AAB	LTE-FDD (OFDMA, 15 MHz, E-TM 3.1, Clipping 44%)	X	4.32	66.72	16.05	0.00	150.0	± 9.6 %
		Y	4.33	66.29	15.72		150.0	
		Z	4.30	66.56	15.89		150.0	
10450-AAB	LTE-FDD (OFDMA, 20 MHz, E-TM 3.1, Clipping 44%)	X	4.52	66.67	16.09	0.00	150.0	± 9.6 %
		Y	4.53	66.28	15.78		150.0	
		Z	4.50	66.52	15.94		150.0	
10451-AAA	W-CDMA (BS Test Model 1, 64 DPCH, Clipping 44%)	X	3.37	67.03	14.94	0.00	150.0	± 9.6 %
		Y	3.38	66.35	14.62		150.0	
		Z	3.32	66.70	14.68		150.0	
10456-AAA	IEEE 802.11ac WiFi (160MHz, 64-QAM, 99pc duty cycle)	X	6.21	67.77	16.59	0.00	150.0	± 9.6 %
		Y	6.23	67.56	16.37		150.0	
		Z	6.19	67.67	16.48		150.0	
10457-AAA	UMTS-FDD (DC-HSDPA)	X	3.79	65.14	15.80	0.00	150.0	± 9.6 %
		Y	3.78	64.76	15.48		150.0	
		Z	3.78	65.02	15.65		150.0	
10458-AAA	CDMA2000 (1xEV-DO, Rev. B, 2 carriers)	X	3.89	70.15	17.12	0.00	150.0	± 9.6 %
		Y	3.82	69.10	16.70		150.0	
		Z	3.83	69.86	16.89		150.0	
10459-AAA	CDMA2000 (1xEV-DO, Rev. B, 3 carriers)	X	5.04	67.99	17.89	0.00	150.0	± 9.6 %
		Y	5.08	67.55	17.74		150.0	
		Z	5.02	67.93	17.81		150.0	

10460-AAA	UMTS-FDD (WCDMA, AMR)	X	0.84	66.49	15.04	0.00	150.0	± 9.6 %
		Y	0.74	63.53	12.94		150.0	
		Z	0.79	64.90	13.97		150.0	
10461-AAA	LTE-TDD (SC-FDMA, 1 RB, 1.4 MHz, QPSK, UL Subframe=2,3,4,7,8,9)	X	100.00	129.32	34.06	3.29	80.0	± 9.6 %
		Y	100.00	125.72	32.81		80.0	
		Z	100.00	127.22	33.23		80.0	
10462-AAA	LTE-TDD (SC-FDMA, 1 RB, 1.4 MHz, 16-QAM, UL Subframe=2,3,4,7,8,9)	X	100.00	110.03	25.03	3.23	80.0	± 9.6 %
		Y	17.00	90.25	20.63		80.0	
		Z	31.48	96.77	21.90		80.0	
10463-AAA	LTE-TDD (SC-FDMA, 1 RB, 1.4 MHz, 64-QAM, UL Subframe=2,3,4,7,8,9)	X	8.23	81.26	17.08	3.23	80.0	± 9.6 %
		Y	5.50	76.44	15.94		80.0	
		Z	5.45	76.58	15.61		80.0	
10464-AAA	LTE-TDD (SC-FDMA, 1 RB, 3 MHz, QPSK, UL Subframe=2,3,4,7,8,9)	X	100.00	126.97	32.79	3.23	80.0	± 9.6 %
		Y	100.00	123.56	31.65		80.0	
		Z	100.00	124.92	32.00		80.0	
10465-AAA	LTE-TDD (SC-FDMA, 1 RB, 3 MHz, 16-QAM, UL Subframe=2,3,4,7,8,9)	X	31.92	97.31	22.00	3.23	80.0	± 9.6 %
		Y	9.36	83.39	18.60		80.0	
		Z	13.45	87.38	19.37		80.0	
10466-AAA	LTE-TDD (SC-FDMA, 1 RB, 3 MHz, 64-QAM, UL Subframe=2,3,4,7,8,9)	X	5.07	76.19	15.44	3.23	80.0	± 9.6 %
		Y	4.08	73.16	14.76		80.0	
		Z	3.86	72.97	14.33		80.0	
10467-AAC	LTE-TDD (SC-FDMA, 1 RB, 5 MHz, QPSK, UL Subframe=2,3,4,7,8,9)	X	100.00	127.25	32.92	3.23	80.0	± 9.6 %
		Y	100.00	123.80	31.76		80.0	
		Z	100.00	125.18	32.12		80.0	
10468-AAC	LTE-TDD (SC-FDMA, 1 RB, 5 MHz, 16-QAM, UL Subframe=2,3,4,7,8,9)	X	43.54	100.77	22.86	3.23	80.0	± 9.6 %
		Y	10.65	84.90	19.07		80.0	
		Z	16.32	89.54	19.98		80.0	
10469-AAC	LTE-TDD (SC-FDMA, 1 RB, 5 MHz, 64-QAM, UL Subframe=2,3,4,7,8,9)	X	5.15	76.36	15.50	3.23	80.0	± 9.6 %
		Y	4.11	73.25	14.79		80.0	
		Z	3.90	73.09	14.37		80.0	
10470-AAC	LTE-TDD (SC-FDMA, 1 RB, 10 MHz, QPSK, UL Subframe=2,3,4,7,8,9)	X	100.00	127.29	32.93	3.23	80.0	± 9.6 %
		Y	100.00	123.83	31.76		80.0	
		Z	100.00	125.21	32.12		80.0	
10471-AAC	LTE-TDD (SC-FDMA, 1 RB, 10 MHz, 16-QAM, UL Subframe=2,3,4,7,8,9)	X	43.27	100.65	22.81	3.23	80.0	± 9.6 %
		Y	10.60	84.82	19.03		80.0	
		Z	16.19	89.43	19.93		80.0	
10472-AAC	LTE-TDD (SC-FDMA, 1 RB, 10 MHz, 64-QAM, UL Subframe=2,3,4,7,8,9)	X	5.10	76.27	15.45	3.23	80.0	± 9.6 %
		Y	4.09	73.19	14.75		80.0	
		Z	3.87	73.01	14.33		80.0	
10473-AAC	LTE-TDD (SC-FDMA, 1 RB, 15 MHz, QPSK, UL Subframe=2,3,4,7,8,9)	X	100.00	127.25	32.91	3.23	80.0	± 9.6 %
		Y	100.00	123.80	31.75		80.0	
		Z	100.00	125.18	32.11		80.0	
10474-AAC	LTE-TDD (SC-FDMA, 1 RB, 15 MHz, 16-QAM, UL Subframe=2,3,4,7,8,9)	X	42.06	100.36	22.74	3.23	80.0	± 9.6 %
		Y	10.45	84.67	18.99		80.0	
		Z	15.89	89.24	19.88		80.0	
10475-AAC	LTE-TDD (SC-FDMA, 1 RB, 15 MHz, 64-QAM, UL Subframe=2,3,4,7,8,9)	X	5.04	76.16	15.42	3.23	80.0	± 9.6 %
		Y	4.06	73.11	14.73		80.0	
		Z	3.84	72.92	14.31		80.0	

10477-AAC	LTE-TDD (SC-FDMA, 1 RB, 20 MHz, 16-QAM, UL Subframe=2,3,4,7,8,9)	X	33.66	97.84	22.10	3.23	80.0	± 9.6 %
		Y	9.49	83.54	18.63		80.0	
		Z	13.79	87.64	19.42		80.0	
10478-AAC	LTE-TDD (SC-FDMA, 1 RB, 20 MHz, 64-QAM, UL Subframe=2,3,4,7,8,9)	X	4.97	75.99	15.35	3.23	80.0	± 9.6 %
		Y	4.02	73.00	14.68		80.0	
		Z	3.80	72.80	14.25		80.0	
10479-AAA	LTE-TDD (SC-FDMA, 50% RB, 1.4 MHz, QPSK, UL Subframe=2,3,4,7,8,9)	X	11.23	92.52	25.50	3.23	80.0	± 9.6 %
		Y	6.79	83.32	22.57		80.0	
		Z	9.78	89.56	24.40		80.0	
10480-AAA	LTE-TDD (SC-FDMA, 50% RB, 1.4 MHz, 16-QAM, UL Subframe=2,3,4,7,8,9)	X	12.19	87.96	22.19	3.23	80.0	± 9.6 %
		Y	8.09	81.55	20.41		80.0	
		Z	10.84	85.79	21.38		80.0	
10481-AAA	LTE-TDD (SC-FDMA, 50% RB, 1.4 MHz, 64-QAM, UL Subframe=2,3,4,7,8,9)	X	9.64	83.93	20.54	3.23	80.0	± 9.6 %
		Y	7.10	79.15	19.25		80.0	
		Z	8.69	82.06	19.81		80.0	
10482-AAA	LTE-TDD (SC-FDMA, 50% RB, 3 MHz, QPSK, UL Subframe=2,3,4,7,8,9)	X	4.07	76.08	18.57	2.23	80.0	± 9.6 %
		Y	2.93	70.30	16.31		80.0	
		Z	3.58	73.62	17.49		80.0	
10483-AAA	LTE-TDD (SC-FDMA, 50% RB, 3 MHz, 16-QAM, UL Subframe=2,3,4,7,8,9)	X	6.17	78.06	18.90	2.23	80.0	± 9.6 %
		Y	5.47	75.83	18.42		80.0	
		Z	5.76	76.63	18.26		80.0	
10484-AAA	LTE-TDD (SC-FDMA, 50% RB, 3 MHz, 64-QAM, UL Subframe=2,3,4,7,8,9)	X	5.57	76.44	18.31	2.23	80.0	± 9.6 %
		Y	5.15	74.75	18.01		80.0	
		Z	5.28	75.20	17.73		80.0	
10485-AAC	LTE-TDD (SC-FDMA, 50% RB, 5 MHz, QPSK, UL Subframe=2,3,4,7,8,9)	X	4.26	76.87	19.83	2.23	80.0	± 9.6 %
		Y	3.22	71.33	17.47		80.0	
		Z	3.89	74.79	18.86		80.0	
10486-AAC	LTE-TDD (SC-FDMA, 50% RB, 5 MHz, 16-QAM, UL Subframe=2,3,4,7,8,9)	X	3.73	71.42	17.16	2.23	80.0	± 9.6 %
		Y	3.29	68.59	15.95		80.0	
		Z	3.60	70.44	16.61		80.0	
10487-AAC	LTE-TDD (SC-FDMA, 50% RB, 5 MHz, 64-QAM, UL Subframe=2,3,4,7,8,9)	X	3.69	70.90	16.93	2.23	80.0	± 9.6 %
		Y	3.31	68.33	15.84		80.0	
		Z	3.59	70.01	16.42		80.0	
10488-AAC	LTE-TDD (SC-FDMA, 50% RB, 10 MHz, QPSK, UL Subframe=2,3,4,7,8,9)	X	4.26	74.99	19.78	2.23	80.0	± 9.6 %
		Y	3.62	71.15	17.92		80.0	
		Z	4.07	73.67	19.08		80.0	
10489-AAC	LTE-TDD (SC-FDMA, 50% RB, 10 MHz, 16-QAM, UL Subframe=2,3,4,7,8,9)	X	3.84	70.40	17.93	2.23	80.0	± 9.6 %
		Y	3.61	68.41	16.88		80.0	
		Z	3.82	69.88	17.56		80.0	
10490-AAC	LTE-TDD (SC-FDMA, 50% RB, 10 MHz, 64-QAM, UL Subframe=2,3,4,7,8,9)	X	3.92	70.16	17.84	2.23	80.0	± 9.6 %
		Y	3.71	68.30	16.86		80.0	
		Z	3.91	69.69	17.50		80.0	
10491-AAC	LTE-TDD (SC-FDMA, 50% RB, 15 MHz, QPSK, UL Subframe=2,3,4,7,8,9)	X	4.31	72.81	19.02	2.23	80.0	± 9.6 %
		Y	3.91	70.17	17.62		80.0	
		Z	4.23	71.98	18.53		80.0	
10492-AAC	LTE-TDD (SC-FDMA, 50% RB, 15 MHz, 16-QAM, UL Subframe=2,3,4,7,8,9)	X	4.13	69.38	17.79	2.23	80.0	± 9.6 %
		Y	3.99	67.95	16.95		80.0	
		Z	4.14	69.05	17.51		80.0	

10493-AAC	LTE-TDD (SC-FDMA, 50% RB, 15 MHz, 64-QAM, UL Subframe=2,3,4,7,8,9)	X	4.19	69.21	17.72	2.23	80.0	± 9.6 %
		Y	4.07	67.86	16.93		80.0	
		Z	4.21	68.91	17.46		80.0	
10494-AAC	LTE-TDD (SC-FDMA, 50% RB, 20 MHz, QPSK, UL Subframe=2,3,4,7,8,9)	X	4.78	74.65	19.59	2.23	80.0	± 9.6 %
		Y	4.19	71.48	18.00		80.0	
		Z	4.61	73.56	19.01		80.0	
10495-AAC	LTE-TDD (SC-FDMA, 50% RB, 20 MHz, 16-QAM, UL Subframe=2,3,4,7,8,9)	X	4.18	69.82	18.00	2.23	80.0	± 9.6 %
		Y	4.02	68.34	17.12		80.0	
		Z	4.18	69.45	17.71		80.0	
10496-AAC	LTE-TDD (SC-FDMA, 50% RB, 20 MHz, 64-QAM, UL Subframe=2,3,4,7,8,9)	X	4.24	69.47	17.88	2.23	80.0	± 9.6 %
		Y	4.11	68.12	17.07		80.0	
		Z	4.26	69.16	17.62		80.0	
10497-AAA	LTE-TDD (SC-FDMA, 100% RB, 1.4 MHz, QPSK, UL Subframe=2,3,4,7,8,9)	X	2.93	71.34	15.73	2.23	80.0	± 9.6 %
		Y	2.32	67.42	14.30		80.0	
		Z	2.63	69.37	14.82		80.0	
10498-AAA	LTE-TDD (SC-FDMA, 100% RB, 1.4 MHz, 16-QAM, UL Subframe=2,3,4,7,8,9)	X	2.00	63.90	11.38	2.23	80.0	± 9.6 %
		Y	2.08	63.63	11.61		80.0	
		Z	1.97	63.35	11.05		80.0	
10499-AAA	LTE-TDD (SC-FDMA, 100% RB, 1.4 MHz, 64-QAM, UL Subframe=2,3,4,7,8,9)	X	1.91	63.18	10.88	2.23	80.0	± 9.6 %
		Y	2.05	63.20	11.27		80.0	
		Z	1.90	62.73	10.60		80.0	
10500-AAA	LTE-TDD (SC-FDMA, 100% RB, 3 MHz, QPSK, UL Subframe=2,3,4,7,8,9)	X	4.14	75.62	19.65	2.23	80.0	± 9.6 %
		Y	3.33	70.97	17.55		80.0	
		Z	3.88	73.98	18.83		80.0	
10501-AAA	LTE-TDD (SC-FDMA, 100% RB, 3 MHz, 16-QAM, UL Subframe=2,3,4,7,8,9)	X	3.78	71.02	17.45	2.23	80.0	± 9.6 %
		Y	3.43	68.51	16.31		80.0	
		Z	3.71	70.25	16.99		80.0	
10502-AAA	LTE-TDD (SC-FDMA, 100% RB, 3 MHz, 64-QAM, UL Subframe=2,3,4,7,8,9)	X	3.83	70.81	17.31	2.23	80.0	± 9.6 %
		Y	3.50	68.43	16.23		80.0	
		Z	3.76	70.08	16.86		80.0	
10503-AAC	LTE-TDD (SC-FDMA, 100% RB, 5 MHz, QPSK, UL Subframe=2,3,4,7,8,9)	X	4.20	74.78	19.68	2.23	80.0	± 9.6 %
		Y	3.57	70.97	17.83		80.0	
		Z	4.02	73.47	18.99		80.0	
10504-AAC	LTE-TDD (SC-FDMA, 100% RB, 5 MHz, 16-QAM, UL Subframe=2,3,4,7,8,9)	X	3.82	70.31	17.88	2.23	80.0	± 9.6 %
		Y	3.59	68.32	16.83		80.0	
		Z	3.81	69.79	17.51		80.0	
10505-AAC	LTE-TDD (SC-FDMA, 100% RB, 5 MHz, 64-QAM, UL Subframe=2,3,4,7,8,9)	X	3.90	70.07	17.79	2.23	80.0	± 9.6 %
		Y	3.70	68.21	16.81		80.0	
		Z	3.89	69.59	17.44		80.0	
10506-AAC	LTE-TDD (SC-FDMA, 100% RB, 10 MHz, QPSK, UL Subframe=2,3,4,7,8,9)	X	4.74	74.49	19.51	2.23	80.0	± 9.6 %
		Y	4.16	71.34	17.93		80.0	
		Z	4.58	73.41	18.94		80.0	
10507-AAC	LTE-TDD (SC-FDMA, 100% RB, 10 MHz, 16-QAM, UL Subframe=2,3,4,7,8,9)	X	4.16	69.76	17.96	2.23	80.0	± 9.6 %
		Y	4.01	68.27	17.08		80.0	
		Z	4.17	69.39	17.67		80.0	

10508-AAC	LTE-TDD (SC-FDMA, 100% RB, 10 MHz, 64-QAM, UL Subframe=2,3,4,7,8,9)	X	4.23	69.40	17.84	2.23	80.0	± 9.6 %
		Y	4.10	68.05	17.03		80.0	
		Z	4.24	69.09	17.58		80.0	
10509-AAC	LTE-TDD (SC-FDMA, 100% RB, 15 MHz, QPSK, UL Subframe=2,3,4,7,8,9)	X	4.93	72.70	18.79	2.23	80.0	± 9.6 %
		Y	4.54	70.50	17.61		80.0	
		Z	4.85	72.01	18.38		80.0	
10510-AAC	LTE-TDD (SC-FDMA, 100% RB, 15 MHz, 16-QAM, UL Subframe=2,3,4,7,8,9)	X	4.63	69.33	17.86	2.23	80.0	± 9.6 %
		Y	4.52	68.21	17.15		80.0	
		Z	4.65	69.07	17.63		80.0	
10511-AAC	LTE-TDD (SC-FDMA, 100% RB, 15 MHz, 64-QAM, UL Subframe=2,3,4,7,8,9)	X	4.66	69.03	17.77	2.23	80.0	± 9.6 %
		Y	4.58	67.99	17.10		80.0	
		Z	4.69	68.81	17.56		80.0	
10512-AAC	LTE-TDD (SC-FDMA, 100% RB, 20 MHz, QPSK, UL Subframe=2,3,4,7,8,9)	X	5.30	74.65	19.41	2.23	80.0	± 9.6 %
		Y	4.69	71.80	17.99		80.0	
		Z	5.13	73.66	18.90		80.0	
10513-AAC	LTE-TDD (SC-FDMA, 100% RB, 20 MHz, 16-QAM, UL Subframe=2,3,4,7,8,9)	X	4.53	69.68	18.00	2.23	80.0	± 9.6 %
		Y	4.40	68.46	17.23		80.0	
		Z	4.54	69.37	17.75		80.0	
10514-AAC	LTE-TDD (SC-FDMA, 100% RB, 20 MHz, 64-QAM, UL Subframe=2,3,4,7,8,9)	X	4.52	69.18	17.85	2.23	80.0	± 9.6 %
		Y	4.43	68.08	17.14		80.0	
		Z	4.55	68.93	17.62		80.0	
10515-AAA	IEEE 802.11b WiFi 2.4 GHz (DSSS, 2 Mbps, 99pc duty cycle)	X	0.96	62.64	14.21	0.00	150.0	± 9.6 %
		Y	0.93	61.44	13.05		150.0	
		Z	0.95	62.11	13.67		150.0	
10516-AAA	IEEE 802.11b WiFi 2.4 GHz (DSSS, 5.5 Mbps, 99pc duty cycle)	X	0.52	67.26	15.36	0.00	150.0	± 9.6 %
		Y	0.43	62.99	12.24		150.0	
		Z	0.47	64.70	13.68		150.0	
10517-AAA	IEEE 802.11b WiFi 2.4 GHz (DSSS, 11 Mbps, 99pc duty cycle)	X	0.80	64.11	14.55	0.00	150.0	± 9.6 %
		Y	0.75	62.20	12.91		150.0	
		Z	0.78	63.15	13.76		150.0	
10518-AAA	IEEE 802.11a/h WiFi 5 GHz (OFDM, 9 Mbps, 99pc duty cycle)	X	4.52	66.57	16.08	0.00	150.0	± 9.6 %
		Y	4.54	66.18	15.76		150.0	
		Z	4.50	66.43	15.93		150.0	
10519-AAA	IEEE 802.11a/h WiFi 5 GHz (OFDM, 12 Mbps, 99pc duty cycle)	X	4.71	66.81	16.20	0.00	150.0	± 9.6 %
		Y	4.74	66.45	15.91		150.0	
		Z	4.69	66.67	16.06		150.0	
10520-AAA	IEEE 802.11a/h WiFi 5 GHz (OFDM, 18 Mbps, 99pc duty cycle)	X	4.56	66.76	16.12	0.00	150.0	± 9.6 %
		Y	4.58	66.39	15.81		150.0	
		Z	4.54	66.61	15.96		150.0	
10521-AAA	IEEE 802.11a/h WiFi 5 GHz (OFDM, 24 Mbps, 99pc duty cycle)	X	4.49	66.75	16.10	0.00	150.0	± 9.6 %
		Y	4.52	66.37	15.78		150.0	
		Z	4.47	66.59	15.94		150.0	
10522-AAA	IEEE 802.11a/h WiFi 5 GHz (OFDM, 36 Mbps, 99pc duty cycle)	X	4.55	66.84	16.19	0.00	150.0	± 9.6 %
		Y	4.57	66.42	15.85		150.0	
		Z	4.53	66.69	16.03		150.0	

10523-AAA	IEEE 802.11a/h WiFi 5 GHz (OFDM, 48 Mbps, 99pc duty cycle)	X	4.43	66.70	16.03	0.00	150.0	± 9.6 %
		Y	4.44	66.28	15.69		150.0	
		Z	4.41	66.55	15.88		150.0	
10524-AAA	IEEE 802.11a/h WiFi 5 GHz (OFDM, 54 Mbps, 99pc duty cycle)	X	4.49	66.76	16.15	0.00	150.0	± 9.6 %
		Y	4.52	66.35	15.82		150.0	
		Z	4.47	66.60	16.00		150.0	
10525-AAA	IEEE 802.11ac WiFi (20MHz, MCS0, 99pc duty cycle)	X	4.48	65.81	15.74	0.00	150.0	± 9.6 %
		Y	4.48	65.39	15.41		150.0	
		Z	4.46	65.66	15.59		150.0	
10526-AAA	IEEE 802.11ac WiFi (20MHz, MCS1, 99pc duty cycle)	X	4.65	66.17	15.89	0.00	150.0	± 9.6 %
		Y	4.66	65.76	15.55		150.0	
		Z	4.62	66.01	15.73		150.0	
10527-AAA	IEEE 802.11ac WiFi (20MHz, MCS2, 99pc duty cycle)	X	4.57	66.12	15.83	0.00	150.0	± 9.6 %
		Y	4.58	65.71	15.49		150.0	
		Z	4.54	65.96	15.67		150.0	
10528-AAA	IEEE 802.11ac WiFi (20MHz, MCS3, 99pc duty cycle)	X	4.58	66.14	15.86	0.00	150.0	± 9.6 %
		Y	4.60	65.73	15.52		150.0	
		Z	4.56	65.98	15.70		150.0	
10529-AAA	IEEE 802.11ac WiFi (20MHz, MCS4, 99pc duty cycle)	X	4.58	66.14	15.86	0.00	150.0	± 9.6 %
		Y	4.60	65.73	15.52		150.0	
		Z	4.56	65.98	15.70		150.0	
10531-AAA	IEEE 802.11ac WiFi (20MHz, MCS6, 99pc duty cycle)	X	4.57	66.24	15.87	0.00	150.0	± 9.6 %
		Y	4.59	65.83	15.53		150.0	
		Z	4.54	66.07	15.71		150.0	
10532-AAA	IEEE 802.11ac WiFi (20MHz, MCS7, 99pc duty cycle)	X	4.43	66.09	15.80	0.00	150.0	± 9.6 %
		Y	4.45	65.67	15.46		150.0	
		Z	4.41	65.92	15.63		150.0	
10533-AAA	IEEE 802.11ac WiFi (20MHz, MCS8, 99pc duty cycle)	X	4.59	66.19	15.85	0.00	150.0	± 9.6 %
		Y	4.60	65.76	15.51		150.0	
		Z	4.57	66.03	15.69		150.0	
10534-AAA	IEEE 802.11ac WiFi (40MHz, MCS0, 99pc duty cycle)	X	5.12	66.27	15.94	0.00	150.0	± 9.6 %
		Y	5.13	65.96	15.65		150.0	
		Z	5.10	66.14	15.80		150.0	
10535-AAA	IEEE 802.11ac WiFi (40MHz, MCS1, 99pc duty cycle)	X	5.19	66.45	16.01	0.00	150.0	± 9.6 %
		Y	5.19	66.11	15.71		150.0	
		Z	5.16	66.31	15.88		150.0	
10536-AAA	IEEE 802.11ac WiFi (40MHz, MCS2, 99pc duty cycle)	X	5.05	66.39	15.97	0.00	150.0	± 9.6 %
		Y	5.06	66.05	15.67		150.0	
		Z	5.03	66.25	15.83		150.0	
10537-AAA	IEEE 802.11ac WiFi (40MHz, MCS3, 99pc duty cycle)	X	5.11	66.36	15.96	0.00	150.0	± 9.6 %
		Y	5.12	66.04	15.66		150.0	
		Z	5.09	66.23	15.82		150.0	
10538-AAA	IEEE 802.11ac WiFi (40MHz, MCS4, 99pc duty cycle)	X	5.20	66.39	16.01	0.00	150.0	± 9.6 %
		Y	5.23	66.10	15.74		150.0	
		Z	5.18	66.26	15.88		150.0	
10540-AAA	IEEE 802.11ac WiFi (40MHz, MCS6, 99pc duty cycle)	X	5.14	66.41	16.03	0.00	150.0	± 9.6 %
		Y	5.14	66.07	15.73		150.0	
		Z	5.11	66.27	15.89		150.0	

10541-AAA	IEEE 802.11ac WiFi (40MHz, MCS7, 99pc duty cycle)	X	5.11	66.27	15.96	0.00	150.0	± 9.6 %
		Y	5.12	65.96	15.68		150.0	
		Z	5.09	66.14	15.82		150.0	
10542-AAA	IEEE 802.11ac WiFi (40MHz, MCS8, 99pc duty cycle)	X	5.26	66.35	16.01	0.00	150.0	± 9.6 %
		Y	5.28	66.05	15.74		150.0	
		Z	5.24	66.23	15.88		150.0	
10543-AAA	IEEE 802.11ac WiFi (40MHz, MCS9, 99pc duty cycle)	X	5.34	66.39	16.05	0.00	150.0	± 9.6 %
		Y	5.36	66.09	15.78		150.0	
		Z	5.32	66.26	15.92		150.0	
10544-AAA	IEEE 802.11ac WiFi (80MHz, MCS0, 99pc duty cycle)	X	5.43	66.40	15.94	0.00	150.0	± 9.6 %
		Y	5.43	66.12	15.68		150.0	
		Z	5.41	66.29	15.82		150.0	
10545-AAA	IEEE 802.11ac WiFi (80MHz, MCS1, 99pc duty cycle)	X	5.62	66.80	16.09	0.00	150.0	± 9.6 %
		Y	5.62	66.50	15.82		150.0	
		Z	5.59	66.67	15.96		150.0	
10546-AAA	IEEE 802.11ac WiFi (80MHz, MCS2, 99pc duty cycle)	X	5.49	66.61	16.01	0.00	150.0	± 9.6 %
		Y	5.51	66.35	15.75		150.0	
		Z	5.47	66.48	15.88		150.0	
10547-AAA	IEEE 802.11ac WiFi (80MHz, MCS3, 99pc duty cycle)	X	5.56	66.64	16.02	0.00	150.0	± 9.6 %
		Y	5.59	66.41	15.78		150.0	
		Z	5.54	66.52	15.90		150.0	
10548-AAA	IEEE 802.11ac WiFi (80MHz, MCS4, 99pc duty cycle)	X	5.79	67.52	16.43	0.00	150.0	± 9.6 %
		Y	5.83	67.28	16.18		150.0	
		Z	5.75	67.34	16.28		150.0	
10550-AAA	IEEE 802.11ac WiFi (80MHz, MCS6, 99pc duty cycle)	X	5.52	66.62	16.02	0.00	150.0	± 9.6 %
		Y	5.53	66.33	15.76		150.0	
		Z	5.50	66.50	15.90		150.0	
10551-AAA	IEEE 802.11ac WiFi (80MHz, MCS7, 99pc duty cycle)	X	5.53	66.66	16.01	0.00	150.0	± 9.6 %
		Y	5.54	66.38	15.74		150.0	
		Z	5.50	66.54	15.88		150.0	
10552-AAA	IEEE 802.11ac WiFi (80MHz, MCS8, 99pc duty cycle)	X	5.44	66.47	15.92	0.00	150.0	± 9.6 %
		Y	5.45	66.18	15.65		150.0	
		Z	5.42	66.36	15.80		150.0	
10553-AAA	IEEE 802.11ac WiFi (80MHz, MCS9, 99pc duty cycle)	X	5.53	66.51	15.97	0.00	150.0	± 9.6 %
		Y	5.54	66.25	15.72		150.0	
		Z	5.51	66.40	15.85		150.0	
10554-AAB	IEEE 802.11ac WiFi (160MHz, MCS0, 99pc duty cycle)	X	5.84	66.77	16.03	0.00	150.0	± 9.6 %
		Y	5.83	66.51	15.79		150.0	
		Z	5.82	66.66	15.92		150.0	
10555-AAB	IEEE 802.11ac WiFi (160MHz, MCS1, 99pc duty cycle)	X	5.96	67.06	16.16	0.00	150.0	± 9.6 %
		Y	5.96	66.80	15.91		150.0	
		Z	5.94	66.94	16.04		150.0	
10556-AAB	IEEE 802.11ac WiFi (160MHz, MCS2, 99pc duty cycle)	X	5.98	67.11	16.18	0.00	150.0	± 9.6 %
		Y	5.98	66.84	15.92		150.0	
		Z	5.96	66.99	16.06		150.0	
10557-AAB	IEEE 802.11ac WiFi (160MHz, MCS3, 99pc duty cycle)	X	5.95	67.02	16.15	0.00	150.0	± 9.6 %
		Y	5.96	66.77	15.91		150.0	
		Z	5.93	66.90	16.03		150.0	

10558-AAB	IEEE 802.11ac WiFi (160MHz, MCS4, 99pc duty cycle)	X	6.00	67.17	16.24	0.00	150.0	± 9.6 %
		Y	6.01	66.93	16.01		150.0	
		Z	5.97	67.05	16.12		150.0	
10560-AAB	IEEE 802.11ac WiFi (160MHz, MCS6, 99pc duty cycle)	X	5.99	67.04	16.21	0.00	150.0	± 9.6 %
		Y	6.01	66.80	15.98		150.0	
		Z	5.97	66.92	16.10		150.0	
10561-AAB	IEEE 802.11ac WiFi (160MHz, MCS7, 99pc duty cycle)	X	5.92	67.00	16.23	0.00	150.0	± 9.6 %
		Y	5.92	66.75	15.99		150.0	
		Z	5.89	66.88	16.11		150.0	
10562-AAB	IEEE 802.11ac WiFi (160MHz, MCS8, 99pc duty cycle)	X	6.03	67.37	16.42	0.00	150.0	± 9.6 %
		Y	6.05	67.15	16.19		150.0	
		Z	6.00	67.23	16.29		150.0	
10563-AAB	IEEE 802.11ac WiFi (160MHz, MCS9, 99pc duty cycle)	X	6.25	67.63	16.51	0.00	150.0	± 9.6 %
		Y	6.38	67.69	16.41		150.0	
		Z	6.21	67.45	16.35		150.0	
10564-AAA	IEEE 802.11g WiFi 2.4 GHz (DSSS-OFDM, 9 Mbps, 99pc duty cycle)	X	4.86	66.69	16.27	0.46	150.0	± 9.6 %
		Y	4.88	66.33	15.98		150.0	
		Z	4.84	66.56	16.13		150.0	
10565-AAA	IEEE 802.11g WiFi 2.4 GHz (DSSS-OFDM, 12 Mbps, 99pc duty cycle)	X	5.08	67.12	16.58	0.46	150.0	± 9.6 %
		Y	5.12	66.81	16.31		150.0	
		Z	5.06	67.00	16.45		150.0	
10566-AAA	IEEE 802.11g WiFi 2.4 GHz (DSSS-OFDM, 18 Mbps, 99pc duty cycle)	X	4.92	66.97	16.40	0.46	150.0	± 9.6 %
		Y	4.95	66.64	16.12		150.0	
		Z	4.90	66.84	16.26		150.0	
10567-AAA	IEEE 802.11g WiFi 2.4 GHz (DSSS-OFDM, 24 Mbps, 99pc duty cycle)	X	4.94	67.33	16.73	0.46	150.0	± 9.6 %
		Y	4.97	67.01	16.46		150.0	
		Z	4.92	67.21	16.60		150.0	
10568-AAA	IEEE 802.11g WiFi 2.4 GHz (DSSS-OFDM, 36 Mbps, 99pc duty cycle)	X	4.83	66.77	16.19	0.46	150.0	± 9.6 %
		Y	4.86	66.38	15.87		150.0	
		Z	4.81	66.62	16.04		150.0	
10569-AAA	IEEE 802.11g WiFi 2.4 GHz (DSSS-OFDM, 48 Mbps, 99pc duty cycle)	X	4.90	67.41	16.79	0.46	150.0	± 9.6 %
		Y	4.92	67.06	16.50		150.0	
		Z	4.88	67.30	16.67		150.0	
10570-AAA	IEEE 802.11g WiFi 2.4 GHz (DSSS-OFDM, 54 Mbps, 99pc duty cycle)	X	4.93	67.27	16.73	0.46	150.0	± 9.6 %
		Y	4.96	66.93	16.44		150.0	
		Z	4.91	67.15	16.60		150.0	
10571-AAA	IEEE 802.11b WiFi 2.4 GHz (DSSS, 1 Mbps, 90pc duty cycle)	X	1.19	64.39	15.42	0.46	130.0	± 9.6 %
		Y	1.15	62.99	14.19		130.0	
		Z	1.19	63.89	14.90		130.0	
10572-AAA	IEEE 802.11b WiFi 2.4 GHz (DSSS, 2 Mbps, 90pc duty cycle)	X	1.20	64.93	15.75	0.46	130.0	± 9.6 %
		Y	1.16	63.39	14.44		130.0	
		Z	1.20	64.36	15.20		130.0	
10573-AAA	IEEE 802.11b WiFi 2.4 GHz (DSSS, 5.5 Mbps, 90pc duty cycle)	X	1.89	82.87	21.90	0.46	130.0	± 9.6 %
		Y	0.91	69.55	15.77		130.0	
		Z	1.25	75.14	18.61		130.0	
10574-AAA	IEEE 802.11b WiFi 2.4 GHz (DSSS, 11 Mbps, 90pc duty cycle)	X	1.30	70.12	18.33	0.46	130.0	± 9.6 %
		Y	1.14	66.64	16.04		130.0	
		Z	1.25	68.62	17.33		130.0	

10575-AAA	IEEE 802.11g WiFi 2.4 GHz (DSSS-OFDM, 6 Mbps, 90pc duty cycle)	X	4.65	66.50	16.34	0.46	130.0	± 9.6 %
		Y	4.67	66.15	16.04		130.0	
		Z	4.64	66.39	16.21		130.0	
10576-AAA	IEEE 802.11g WiFi 2.4 GHz (DSSS-OFDM, 9 Mbps, 90pc duty cycle)	X	4.67	66.66	16.40	0.46	130.0	± 9.6 %
		Y	4.70	66.30	16.11		130.0	
		Z	4.66	66.55	16.27		130.0	
10577-AAA	IEEE 802.11g WiFi 2.4 GHz (DSSS-OFDM, 12 Mbps, 90pc duty cycle)	X	4.87	66.95	16.57	0.46	130.0	± 9.6 %
		Y	4.91	66.62	16.29		130.0	
		Z	4.86	66.83	16.44		130.0	
10578-AAA	IEEE 802.11g WiFi 2.4 GHz (DSSS-OFDM, 18 Mbps, 90pc duty cycle)	X	4.77	67.08	16.66	0.46	130.0	± 9.6 %
		Y	4.81	66.76	16.38		130.0	
		Z	4.76	66.98	16.53		130.0	
10579-AAA	IEEE 802.11g WiFi 2.4 GHz (DSSS-OFDM, 24 Mbps, 90pc duty cycle)	X	4.54	66.42	16.01	0.46	130.0	± 9.6 %
		Y	4.57	66.06	15.69		130.0	
		Z	4.52	66.28	15.85		130.0	
10580-AAA	IEEE 802.11g WiFi 2.4 GHz (DSSS-OFDM, 36 Mbps, 90pc duty cycle)	X	4.59	66.47	16.04	0.46	130.0	± 9.6 %
		Y	4.62	66.07	15.70		130.0	
		Z	4.57	66.32	15.88		130.0	
10581-AAA	IEEE 802.11g WiFi 2.4 GHz (DSSS-OFDM, 48 Mbps, 90pc duty cycle)	X	4.67	67.12	16.60	0.46	130.0	± 9.6 %
		Y	4.70	66.77	16.30		130.0	
		Z	4.65	67.00	16.47		130.0	
10582-AAA	IEEE 802.11g WiFi 2.4 GHz (DSSS-OFDM, 54 Mbps, 90pc duty cycle)	X	4.49	66.19	15.81	0.46	130.0	± 9.6 %
		Y	4.53	65.83	15.48		130.0	
		Z	4.47	66.05	15.65		130.0	
10583-AAA	IEEE 802.11a/h WiFi 5 GHz (OFDM, 6 Mbps, 90pc duty cycle)	X	4.65	66.50	16.34	0.46	130.0	± 9.6 %
		Y	4.67	66.15	16.04		130.0	
		Z	4.64	66.39	16.21		130.0	
10584-AAA	IEEE 802.11a/h WiFi 5 GHz (OFDM, 9 Mbps, 90pc duty cycle)	X	4.67	66.66	16.40	0.46	130.0	± 9.6 %
		Y	4.70	66.30	16.11		130.0	
		Z	4.66	66.55	16.27		130.0	
10585-AAA	IEEE 802.11a/h WiFi 5 GHz (OFDM, 12 Mbps, 90pc duty cycle)	X	4.87	66.95	16.57	0.46	130.0	± 9.6 %
		Y	4.91	66.62	16.29		130.0	
		Z	4.86	66.83	16.44		130.0	
10586-AAA	IEEE 802.11a/h WiFi 5 GHz (OFDM, 18 Mbps, 90pc duty cycle)	X	4.77	67.08	16.66	0.46	130.0	± 9.6 %
		Y	4.81	66.76	16.38		130.0	
		Z	4.76	66.98	16.53		130.0	
10587-AAA	IEEE 802.11a/h WiFi 5 GHz (OFDM, 24 Mbps, 90pc duty cycle)	X	4.54	66.42	16.01	0.46	130.0	± 9.6 %
		Y	4.57	66.06	15.69		130.0	
		Z	4.52	66.28	15.85		130.0	
10588-AAA	IEEE 802.11a/h WiFi 5 GHz (OFDM, 36 Mbps, 90pc duty cycle)	X	4.59	66.47	16.04	0.46	130.0	± 9.6 %
		Y	4.62	66.07	15.70		130.0	
		Z	4.57	66.32	15.88		130.0	
10589-AAA	IEEE 802.11a/h WiFi 5 GHz (OFDM, 48 Mbps, 90pc duty cycle)	X	4.67	67.12	16.60	0.46	130.0	± 9.6 %
		Y	4.70	66.77	16.30		130.0	
		Z	4.65	67.00	16.47		130.0	
10590-AAA	IEEE 802.11a/h WiFi 5 GHz (OFDM, 54 Mbps, 90pc duty cycle)	X	4.49	66.19	15.81	0.46	130.0	± 9.6 %
		Y	4.53	65.83	15.48		130.0	
		Z	4.47	66.05	15.65		130.0	

10591-AAA	IEEE 802.11n (HT Mixed, 20MHz, MCS0, 90pc duty cycle)	X	4.80	66.56	16.44	0.46	130.0	± 9.6 %
		Y	4.83	66.24	16.16		130.0	
		Z	4.79	66.46	16.32		130.0	
10592-AAA	IEEE 802.11n (HT Mixed, 20MHz, MCS1, 90pc duty cycle)	X	4.95	66.89	16.57	0.46	130.0	± 9.6 %
		Y	4.99	66.58	16.29		130.0	
		Z	4.94	66.79	16.45		130.0	
10593-AAA	IEEE 802.11n (HT Mixed, 20MHz, MCS2, 90pc duty cycle)	X	4.87	66.81	16.46	0.46	130.0	± 9.6 %
		Y	4.91	66.49	16.18		130.0	
		Z	4.86	66.69	16.33		130.0	
10594-AAA	IEEE 802.11n (HT Mixed, 20MHz, MCS3, 90pc duty cycle)	X	4.93	66.97	16.61	0.46	130.0	± 9.6 %
		Y	4.97	66.65	16.33		130.0	
		Z	4.91	66.86	16.48		130.0	
10595-AAA	IEEE 802.11n (HT Mixed, 20MHz, MCS4, 90pc duty cycle)	X	4.89	66.92	16.51	0.46	130.0	± 9.6 %
		Y	4.93	66.60	16.22		130.0	
		Z	4.88	66.81	16.38		130.0	
10596-AAA	IEEE 802.11n (HT Mixed, 20MHz, MCS5, 90pc duty cycle)	X	4.83	66.92	16.51	0.46	130.0	± 9.6 %
		Y	4.87	66.58	16.21		130.0	
		Z	4.82	66.80	16.37		130.0	
10597-AAA	IEEE 802.11n (HT Mixed, 20MHz, MCS6, 90pc duty cycle)	X	4.78	66.83	16.40	0.46	130.0	± 9.6 %
		Y	4.82	66.49	16.10		130.0	
		Z	4.77	66.70	16.26		130.0	
10598-AAA	IEEE 802.11n (HT Mixed, 20MHz, MCS7, 90pc duty cycle)	X	4.76	67.04	16.64	0.46	130.0	± 9.6 %
		Y	4.80	66.73	16.36		130.0	
		Z	4.75	66.92	16.51		130.0	
10599-AAA	IEEE 802.11n (HT Mixed, 40MHz, MCS0, 90pc duty cycle)	X	5.47	67.12	16.66	0.46	130.0	± 9.6 %
		Y	5.50	66.85	16.41		130.0	
		Z	5.46	67.03	16.55		130.0	
10600-AAA	IEEE 802.11n (HT Mixed, 40MHz, MCS1, 90pc duty cycle)	X	5.59	67.50	16.83	0.46	130.0	± 9.6 %
		Y	5.65	67.29	16.59		130.0	
		Z	5.57	67.38	16.70		130.0	
10601-AAA	IEEE 802.11n (HT Mixed, 40MHz, MCS2, 90pc duty cycle)	X	5.49	67.27	16.73	0.46	130.0	± 9.6 %
		Y	5.53	67.02	16.48		130.0	
		Z	5.47	67.16	16.60		130.0	
10602-AAA	IEEE 802.11n (HT Mixed, 40MHz, MCS3, 90pc duty cycle)	X	5.58	67.30	16.67	0.46	130.0	± 9.6 %
		Y	5.61	67.01	16.39		130.0	
		Z	5.57	67.20	16.54		130.0	
10603-AAA	IEEE 802.11n (HT Mixed, 40MHz, MCS4, 90pc duty cycle)	X	5.66	67.60	16.94	0.46	130.0	± 9.6 %
		Y	5.71	67.36	16.69		130.0	
		Z	5.64	67.49	16.82		130.0	
10604-AAA	IEEE 802.11n (HT Mixed, 40MHz, MCS5, 90pc duty cycle)	X	5.48	67.09	16.68	0.46	130.0	± 9.6 %
		Y	5.50	66.81	16.41		130.0	
		Z	5.47	67.01	16.57		130.0	
10605-AAA	IEEE 802.11n (HT Mixed, 40MHz, MCS6, 90pc duty cycle)	X	5.58	67.41	16.84	0.46	130.0	± 9.6 %
		Y	5.60	67.10	16.55		130.0	
		Z	5.56	67.29	16.71		130.0	
10606-AAA	IEEE 802.11n (HT Mixed, 40MHz, MCS7, 90pc duty cycle)	X	5.34	66.79	16.39	0.46	130.0	± 9.6 %
		Y	5.38	66.58	16.15		130.0	
		Z	5.32	66.67	16.26		130.0	

10607-AAA	IEEE 802.11ac WiFi (20MHz, MCS0, 90pc duty cycle)	X	4.63	65.86	16.06	0.46	130.0	± 9.6 %
		Y	4.65	65.48	15.74		130.0	
		Z	4.62	65.75	15.92		130.0	
10608-AAA	IEEE 802.11ac WiFi (20MHz, MCS1, 90pc duty cycle)	X	4.82	66.26	16.22	0.46	130.0	± 9.6 %
		Y	4.84	65.89	15.91		130.0	
		Z	4.80	66.14	16.09		130.0	
10609-AAA	IEEE 802.11ac WiFi (20MHz, MCS2, 90pc duty cycle)	X	4.71	66.12	16.06	0.46	130.0	± 9.6 %
		Y	4.73	65.73	15.74		130.0	
		Z	4.69	65.98	15.92		130.0	
10610-AAA	IEEE 802.11ac WiFi (20MHz, MCS3, 90pc duty cycle)	X	4.76	66.27	16.22	0.46	130.0	± 9.6 %
		Y	4.78	65.89	15.91		130.0	
		Z	4.74	66.14	16.08		130.0	
10611-AAA	IEEE 802.11ac WiFi (20MHz, MCS4, 90pc duty cycle)	X	4.67	66.08	16.07	0.46	130.0	± 9.6 %
		Y	4.70	65.71	15.76		130.0	
		Z	4.66	65.95	15.93		130.0	
10612-AAA	IEEE 802.11ac WiFi (20MHz, MCS5, 90pc duty cycle)	X	4.68	66.24	16.12	0.46	130.0	± 9.6 %
		Y	4.71	65.83	15.78		130.0	
		Z	4.66	66.09	15.97		130.0	
10613-AAA	IEEE 802.11ac WiFi (20MHz, MCS6, 90pc duty cycle)	X	4.69	66.12	16.01	0.46	130.0	± 9.6 %
		Y	4.72	65.75	15.68		130.0	
		Z	4.67	65.98	15.86		130.0	
10614-AAA	IEEE 802.11ac WiFi (20MHz, MCS7, 90pc duty cycle)	X	4.63	66.28	16.22	0.46	130.0	± 9.6 %
		Y	4.65	65.91	15.91		130.0	
		Z	4.61	66.15	16.08		130.0	
10615-AAA	IEEE 802.11ac WiFi (20MHz, MCS8, 90pc duty cycle)	X	4.68	65.93	15.87	0.46	130.0	± 9.6 %
		Y	4.70	65.53	15.53		130.0	
		Z	4.66	65.79	15.72		130.0	
10616-AAA	IEEE 802.11ac WiFi (40MHz, MCS0, 90pc duty cycle)	X	5.28	66.36	16.26	0.46	130.0	± 9.6 %
		Y	5.31	66.07	16.00		130.0	
		Z	5.27	66.25	16.14		130.0	
10617-AAA	IEEE 802.11ac WiFi (40MHz, MCS1, 90pc duty cycle)	X	5.35	66.53	16.32	0.46	130.0	± 9.6 %
		Y	5.36	66.19	16.02		130.0	
		Z	5.33	66.41	16.19		130.0	
10618-AAA	IEEE 802.11ac WiFi (40MHz, MCS2, 90pc duty cycle)	X	5.23	66.53	16.33	0.46	130.0	± 9.6 %
		Y	5.25	66.22	16.05		130.0	
		Z	5.22	66.41	16.21		130.0	
10619-AAA	IEEE 802.11ac WiFi (40MHz, MCS3, 90pc duty cycle)	X	5.25	66.35	16.18	0.46	130.0	± 9.6 %
		Y	5.28	66.06	15.91		130.0	
		Z	5.23	66.23	16.06		130.0	
10620-AAA	IEEE 802.11ac WiFi (40MHz, MCS4, 90pc duty cycle)	X	5.34	66.40	16.26	0.46	130.0	± 9.6 %
		Y	5.38	66.14	16.00		130.0	
		Z	5.33	66.28	16.13		130.0	
10621-AAA	IEEE 802.11ac WiFi (40MHz, MCS5, 90pc duty cycle)	X	5.34	66.50	16.42	0.46	130.0	± 9.6 %
		Y	5.37	66.24	16.17		130.0	
		Z	5.33	66.40	16.31		130.0	
10622-AAA	IEEE 802.11ac WiFi (40MHz, MCS6, 90pc duty cycle)	X	5.35	66.66	16.50	0.46	130.0	± 9.6 %
		Y	5.37	66.35	16.22		130.0	
		Z	5.34	66.55	16.37		130.0	

10623-AAA	IEEE 802.11ac WiFi (40MHz, MCS7, 90pc duty cycle)	X	5.23	66.21	16.15	0.46	130.0	± 9.6 %
		Y	5.25	65.91	15.87		130.0	
		Z	5.22	66.10	16.03		130.0	
10624-AAA	IEEE 802.11ac WiFi (40MHz, MCS8, 90pc duty cycle)	X	5.42	66.41	16.31	0.46	130.0	± 9.6 %
		Y	5.45	66.13	16.05		130.0	
		Z	5.41	66.30	16.19		130.0	
10625-AAA	IEEE 802.11ac WiFi (40MHz, MCS9, 90pc duty cycle)	X	5.78	67.35	16.83	0.46	130.0	± 9.6 %
		Y	5.83	67.13	16.60		130.0	
		Z	5.75	67.20	16.69		130.0	
10626-AAA	IEEE 802.11ac WiFi (80MHz, MCS0, 90pc duty cycle)	X	5.58	66.43	16.23	0.46	130.0	± 9.6 %
		Y	5.59	66.16	15.97		130.0	
		Z	5.56	66.33	16.11		130.0	
10627-AAA	IEEE 802.11ac WiFi (80MHz, MCS1, 90pc duty cycle)	X	5.81	66.97	16.46	0.46	130.0	± 9.6 %
		Y	5.82	66.69	16.19		130.0	
		Z	5.79	66.85	16.34		130.0	
10628-AAA	IEEE 802.11ac WiFi (80MHz, MCS2, 90pc duty cycle)	X	5.61	66.53	16.18	0.46	130.0	± 9.6 %
		Y	5.63	66.28	15.92		130.0	
		Z	5.59	66.41	16.05		130.0	
10629-AAA	IEEE 802.11ac WiFi (80MHz, MCS3, 90pc duty cycle)	X	5.69	66.58	16.20	0.46	130.0	± 9.6 %
		Y	5.72	66.37	15.96		130.0	
		Z	5.67	66.46	16.07		130.0	
10630-AAA	IEEE 802.11ac WiFi (80MHz, MCS4, 90pc duty cycle)	X	6.10	68.01	16.91	0.46	130.0	± 9.6 %
		Y	6.16	67.84	16.70		130.0	
		Z	6.05	67.80	16.74		130.0	
10631-AAA	IEEE 802.11ac WiFi (80MHz, MCS5, 90pc duty cycle)	X	6.00	67.81	16.99	0.46	130.0	± 9.6 %
		Y	6.07	67.68	16.81		130.0	
		Z	5.98	67.68	16.87		130.0	
10632-AAA	IEEE 802.11ac WiFi (80MHz, MCS6, 90pc duty cycle)	X	5.78	67.01	16.61	0.46	130.0	± 9.6 %
		Y	5.80	66.76	16.37		130.0	
		Z	5.76	66.92	16.51		130.0	
10633-AAA	IEEE 802.11ac WiFi (80MHz, MCS7, 90pc duty cycle)	X	5.67	66.68	16.28	0.46	130.0	± 9.6 %
		Y	5.70	66.45	16.04		130.0	
		Z	5.66	66.58	16.17		130.0	
10634-AAA	IEEE 802.11ac WiFi (80MHz, MCS8, 90pc duty cycle)	X	5.66	66.70	16.35	0.46	130.0	± 9.6 %
		Y	5.69	66.48	16.12		130.0	
		Z	5.64	66.60	16.24		130.0	
10635-AAA	IEEE 802.11ac WiFi (80MHz, MCS9, 90pc duty cycle)	X	5.55	66.09	15.79	0.46	130.0	± 9.6 %
		Y	5.58	65.84	15.53		130.0	
		Z	5.53	65.97	15.66		130.0	
10636-AAB	IEEE 802.11ac WiFi (160MHz, MCS0, 90pc duty cycle)	X	5.99	66.80	16.32	0.46	130.0	± 9.6 %
		Y	6.00	66.57	16.09		130.0	
		Z	5.98	66.70	16.21		130.0	
10637-AAB	IEEE 802.11ac WiFi (160MHz, MCS1, 90pc duty cycle)	X	6.14	67.17	16.49	0.46	130.0	± 9.6 %
		Y	6.15	66.92	16.24		130.0	
		Z	6.12	67.06	16.37		130.0	
10638-AAB	IEEE 802.11ac WiFi (160MHz, MCS2, 90pc duty cycle)	X	6.14	67.15	16.45	0.46	130.0	± 9.6 %
		Y	6.15	66.90	16.21		130.0	
		Z	6.13	67.05	16.34		130.0	

10639-AAB	IEEE 802.11ac WiFi (160MHz, MCS3, 90pc duty cycle)	X	6.12	67.10	16.47	0.46	130.0	± 9.6 %
		Y	6.14	66.89	16.25		130.0	
		Z	6.11	67.00	16.36		130.0	
10640-AAB	IEEE 802.11ac WiFi (160MHz, MCS4, 90pc duty cycle)	X	6.13	67.12	16.43	0.46	130.0	± 9.6 %
		Y	6.15	66.91	16.20		130.0	
		Z	6.11	67.01	16.31		130.0	
10641-AAB	IEEE 802.11ac WiFi (160MHz, MCS5, 90pc duty cycle)	X	6.17	67.03	16.40	0.46	130.0	± 9.6 %
		Y	6.18	66.76	16.14		130.0	
		Z	6.16	66.92	16.29		130.0	
10642-AAB	IEEE 802.11ac WiFi (160MHz, MCS6, 90pc duty cycle)	X	6.21	67.26	16.68	0.46	130.0	± 9.6 %
		Y	6.24	67.07	16.47		130.0	
		Z	6.20	67.17	16.58		130.0	
10643-AAB	IEEE 802.11ac WiFi (160MHz, MCS7, 90pc duty cycle)	X	6.05	66.96	16.43	0.46	130.0	± 9.6 %
		Y	6.06	66.72	16.19		130.0	
		Z	6.03	66.85	16.32		130.0	
10644-AAB	IEEE 802.11ac WiFi (160MHz, MCS8, 90pc duty cycle)	X	6.21	67.45	16.70	0.46	130.0	± 9.6 %
		Y	6.25	67.28	16.49		130.0	
		Z	6.18	67.32	16.57		130.0	
10645-AAB	IEEE 802.11ac WiFi (160MHz, MCS9, 90pc duty cycle)	X	6.54	68.03	16.95	0.46	130.0	± 9.6 %
		Y	6.68	68.10	16.85		130.0	
		Z	6.48	67.80	16.77		130.0	
10646-AAD	LTE-TDD (SC-FDMA, 1 RB, 5 MHz, QPSK, UL Subframe=2,7)	X	59.57	139.48	46.58	9.30	60.0	± 9.6 %
		Y	18.39	106.30	36.04		60.0	
		Z	35.16	123.96	41.79		60.0	
10647-AAC	LTE-TDD (SC-FDMA, 1 RB, 20 MHz, QPSK, UL Subframe=2,7)	X	46.29	134.28	45.41	9.30	60.0	± 9.6 %
		Y	16.76	104.82	35.71		60.0	
		Z	29.85	120.92	41.10		60.0	
10648-AAA	CDMA2000 (1x Advanced)	X	0.66	62.71	10.27	0.00	150.0	± 9.6 %
		Y	0.66	61.73	9.72		150.0	
		Z	0.64	62.11	9.81		150.0	
10652-AAB	LTE-TDD (OFDMA, 5 MHz, E-TM 3.1, Clipping 44%)	X	3.79	67.42	16.85	2.23	80.0	± 9.6 %
		Y	3.71	66.27	16.18		80.0	
		Z	3.81	67.18	16.62		80.0	
10653-AAB	LTE-TDD (OFDMA, 10 MHz, E-TM 3.1, Clipping 44%)	X	4.30	66.70	16.95	2.23	80.0	± 9.6 %
		Y	4.27	65.95	16.44		80.0	
		Z	4.33	66.58	16.78		80.0	
10654-AAB	LTE-TDD (OFDMA, 15 MHz, E-TM 3.1, Clipping 44%)	X	4.27	66.34	16.94	2.23	80.0	± 9.6 %
		Y	4.24	65.67	16.46		80.0	
		Z	4.31	66.25	16.79		80.0	
10655-AAB	LTE-TDD (OFDMA, 20 MHz, E-TM 3.1, Clipping 44%)	X	4.33	66.33	16.98	2.23	80.0	± 9.6 %
		Y	4.30	65.69	16.50		80.0	
		Z	4.37	66.24	16.83		80.0	

± Uncertainty is determined using the max. deviation from linear response applying rectangular distribution and is expressed for the square of the field value.



Accredited by the Swiss Accreditation Service (SAS)

The Swiss Accreditation Service is one of the signatories to the EA Multilateral Agreement for the recognition of calibration certificates

Accreditation No.: **SCS 0108**

Client **Celltech**

Certificate No: **EX3-3600_Nov17**

CALIBRATION CERTIFICATE

Object **EX3DV4 - SN:3600**

Calibration procedure(s) **QA CAL-01.v9, QA CAL-12.v9, QA CAL-23.v5, QA CAL-25.v6
Calibration procedure for dosimetric E-field probes**

Calibration date: **November 23, 2017 (Additional Conversion Factor)**

This calibration certificate documents the traceability to national standards, which realize the physical units of measurements (SI). The measurements and the uncertainties with confidence probability are given on the following pages and are part of the certificate.

All calibrations have been conducted in the closed laboratory facility: environment temperature (22 ± 3)°C and humidity < 70%.

Calibration Equipment used (M&TE critical for calibration)

Primary Standards	ID	Cal Date (Certificate No.)	Scheduled Calibration
Power meter NRP	SN: 104778	04-Apr-17 (No. 217-02521/02522)	Apr-18
Power sensor NRP-Z91	SN: 103244	04-Apr-17 (No. 217-02521)	Apr-18
Power sensor NRP-Z91	SN: 103245	04-Apr-17 (No. 217-02525)	Apr-18
Reference 20 dB Attenuator	SN: S5277 (20x)	07-Apr-17 (No. 217-02528)	Apr-18
Reference Probe ES3DV2	SN: 3013	31-Dec-16 (No. ES3-3013_Dec16)	Dec-17
DAE4	SN: 660	7-Dec-16 (No. DAE4-660_Dec16)	Dec-17
Secondary Standards	ID	Check Date (in house)	Scheduled Check
Power meter E4419B	SN: GB41293874	06-Apr-16 (in house check Jun-16)	In house check: Jun-18
Power sensor E4412A	SN: MY41498087	06-Apr-16 (in house check Jun-16)	In house check: Jun-18
Power sensor E4412A	SN: 000110210	06-Apr-16 (in house check Jun-16)	In house check: Jun-18
RF generator HP 8648C	SN: US3642U01700	04-Aug-99 (in house check Jun-16)	In house check: Jun-18
Network Analyzer HP 8753E	SN: US37390585	18-Oct-01 (in house check Oct-17)	In house check: Oct-18

Calibrated by: **Jeton Kastrati**

Name **Jeton Kastrati**
Function **Laboratory Technician**

Approved by: **Katja Pokovic**

Name **Katja Pokovic**
Function **Technical Manager**

Signature

This calibration certificate shall not be reproduced except in full without written approval of the laboratory.

Issued: November 23, 2017

Calibration Laboratory of

Schmid & Partner
Engineering AG

Zeughausstrasse 43, 8004 Zurich, Switzerland



S Schweizerischer Kalibrierdienst
C Service suisse d'étalonnage
S Servizio svizzero di taratura
Swiss Calibration Service

Accredited by the Swiss Accreditation Service (SAS)

The **Swiss Accreditation Service** is one of the signatories to the EA Multilateral Agreement for the recognition of calibration certificates

Accreditation No.: **SCS 0108**

Glossary:

TSL

tissue simulating liquid

NORM_{x,y,z}

sensitivity in free space

ConvF

sensitivity in TSL / NORM_{x,y,z}

DCP

diode compression point

CF

crest factor (1/duty_cycle) of the RF signal

A, B, C, D

modulation dependent linearization parameters

Polarization φ

φ rotation around probe axis

Polarization ϑ

ϑ rotation around an axis that is in the plane normal to probe axis (at measurement center), i.e., $\vartheta = 0$ is normal to probe axis

Connector Angle

information used in DASY system to align probe sensor X to the robot coordinate system

Calibration is Performed According to the Following Standards:

- IEEE Std 1528-2013, "IEEE Recommended Practice for Determining the Peak Spatial-Averaged Specific Absorption Rate (SAR) in the Human Head from Wireless Communications Devices: Measurement Techniques", June 2013
- IEC 62209-1, "Procedure to measure the Specific Absorption Rate (SAR) for hand-held devices used in close proximity to the ear (frequency range of 300 MHz to 3 GHz)", February 2005
- IEC 62209-2, "Procedure to determine the Specific Absorption Rate (SAR) for wireless communication devices used in close proximity to the human body (frequency range of 30 MHz to 6 GHz)", March 2010
- KDB 865664, "SAR Measurement Requirements for 100 MHz to 6 GHz"

Methods Applied and Interpretation of Parameters:

- NORM_{x,y,z}: Assessed for E-field polarization $\vartheta = 0$ ($f \leq 900$ MHz in TEM-cell; $f > 1800$ MHz: R22 waveguide). NORM_{x,y,z} are only intermediate values, i.e., the uncertainties of NORM_{x,y,z} does not affect the E²-field uncertainty inside TSL (see below ConvF).
- NORM(f)_{x,y,z} = NORM_{x,y,z} * frequency_response (see Frequency Response Chart). This linearization is implemented in DASY4 software versions later than 4.2. The uncertainty of the frequency response is included in the stated uncertainty of ConvF.
- DCP_{x,y,z}: DCP are numerical linearization parameters assessed based on the data of power sweep with CW signal (no uncertainty required). DCP does not depend on frequency nor media.
- PAR: PAR is the Peak to Average Ratio that is not calibrated but determined based on the signal characteristics
- A_{x,y,z}; B_{x,y,z}; C_{x,y,z}; D_{x,y,z}; VR_{x,y,z}: A, B, C, D are numerical linearization parameters assessed based on the data of power sweep for specific modulation signal. The parameters do not depend on frequency nor media. VR is the maximum calibration range expressed in RMS voltage across the diode.
- ConvF and Boundary Effect Parameters: Assessed in flat phantom using E-field (or Temperature Transfer Standard for $f \leq 800$ MHz) and inside waveguide using analytical field distributions based on power measurements for $f > 800$ MHz. The same setups are used for assessment of the parameters applied for boundary compensation (alpha, depth) of which typical uncertainty values are given. These parameters are used in DASY4 software to improve probe accuracy close to the boundary. The sensitivity in TSL corresponds to NORM_{x,y,z} * ConvF whereby the uncertainty corresponds to that given for ConvF. A frequency dependent ConvF is used in DASY version 4.4 and higher which allows extending the validity from ± 50 MHz to ± 100 MHz.
- Spherical isotropy (3D deviation from isotropy): in a field of low gradients realized using a flat phantom exposed by a patch antenna.
- Sensor Offset: The sensor offset corresponds to the offset of virtual measurement center from the probe tip (on probe axis). No tolerance required.
- Connector Angle: The angle is assessed using the information gained by determining the NORM_x (no uncertainty required).

Probe EX3DV4

SN:3600

Additional Conversion Factors

Manufactured: January 10, 2007
Calibrated: November 23, 2017

Calibrated for DASY/EASY Systems
(Note: non-compatible with DASY2 system!)

DASY/EASY - Parameters of Probe: EX3DV4 - SN:3600

Basic Calibration Parameters

	Sensor X	Sensor Y	Sensor Z	Unc (k=2)
Norm ($\mu\text{V}/(\text{V}/\text{m})^2$) ^A	0.51	0.49	0.38	$\pm 10.1 \%$
DCP (mV) ^B	98.2	96.9	98.6	

Modulation Calibration Parameters

UID	Communication System Name	A dB	B dB $\sqrt{\mu\text{V}}$	C	D dB	VR mV	Unc ^E (k=2)
0	CW	X 0.0	0.0	1.0	0.00	128.6	$\pm 3.3 \%$
		Y 0.0	0.0	1.0		128.2	
		Z 0.0	0.0	1.0		146.4	

The reported uncertainty of measurement is stated as the standard uncertainty of measurement multiplied by the coverage factor k=2, which for a normal distribution corresponds to a coverage probability of approximately 95%.

^A The uncertainties of Norm X,Y,Z do not affect the E²-field uncertainty inside TSL (see Page 5).

^B Numerical linearization parameter: uncertainty not required.

^E Uncertainty is determined using the max. deviation from linear response applying rectangular distribution and is expressed for the square of the field value.

DASY/EASY - Parameters of Probe: EX3DV4 - SN:3600

Calibration Parameter Determined in Head Tissue Simulating Media

f (MHz) ^c	Relative Permittivity ^F	Conductivity (S/m) ^F	ConvF X	ConvF Y	ConvF Z	Alpha ^G	Depth ^G (mm)	Unc (k=2)
30	55.0	0.75	12.17	12.17	12.17	0.00	1.00	± 13.3 %

^c Frequency validity above 300 MHz of ± 100 MHz only applies for DASY v4.4 and higher (see Page 2), else it is restricted to ± 50 MHz. The uncertainty is the RSS of the ConvF uncertainty at calibration frequency and the uncertainty for the indicated frequency band. Frequency validity below 300 MHz is ± 10, 25, 40, 50 and 70 MHz for ConvF assessments at 30, 64, 128, 150 and 220 MHz respectively. Above 5 GHz frequency validity can be extended to ± 110 MHz.

^F At frequencies below 3 GHz, the validity of tissue parameters (ϵ and σ) can be relaxed to ± 10% if liquid compensation formula is applied to measured SAR values. At frequencies above 3 GHz, the validity of tissue parameters (ϵ and σ) is restricted to ± 5%. The uncertainty is the RSS of the ConvF uncertainty for indicated target tissue parameters.

^G Alpha/Depth are determined during calibration. SPEAG warrants that the remaining deviation due to the boundary effect after compensation is always less than ± 1% for frequencies below 3 GHz and below ± 2% for frequencies between 3-6 GHz at any distance larger than half the probe tip diameter from the boundary.

DASY/EASY - Parameters of Probe: EX3DV4 - SN:3600**Other Probe Parameters**

Sensor Arrangement	Triangular
Connector Angle (°)	69.2
Mechanical Surface Detection Mode	enabled
Optical Surface Detection Mode	disabled
Probe Overall Length	337 mm
Probe Body Diameter	10 mm
Tip Length	9 mm
Tip Diameter	2.5 mm
Probe Tip to Sensor X Calibration Point	1 mm
Probe Tip to Sensor Y Calibration Point	1 mm
Probe Tip to Sensor Z Calibration Point	1 mm
Recommended Measurement Distance from Surface	1.4 mm

APPENDIX F – DIPOLE CALIBRATION



Accredited by the Swiss Accreditation Service (SAS)

The Swiss Accreditation Service is one of the signatories to the EA
Multilateral Agreement for the recognition of calibration certificates

Accreditation No.: **SCS 0108**

Client **Celltech**

Certificate No: **CLA30-1005_Nov17**

CALIBRATION CERTIFICATE

Object

CLA30 - SN: 1005

Calibration procedure(s)

QA CAL-15.v8

Calibration procedure for system validation sources below 700 MHz

Calibration date:

November 23, 2017

This calibration certificate documents the traceability to national standards, which realize the physical units of measurements (SI).
The measurements and the uncertainties with confidence probability are given on the following pages and are part of the certificate.

All calibrations have been conducted in the closed laboratory facility: environment temperature (22 ± 3)°C and humidity < 70%.

Calibration Equipment used (M&TE critical for calibration)

Primary Standards	ID #	Cal Date (Certificate No.)	Scheduled Calibration
Power meter NRP	SN: 104778	04-Apr-17 (No. 217-02521/02522)	Apr-18
Power sensor NRP-Z91	SN: 103244	04-Apr-17 (No. 217-02521)	Apr-18
Power sensor NRP-Z91	SN: 103245	04-Apr-17 (No. 217-02522)	Apr-18
Reference 20 dB Attenuator	SN: 5277 (20X)	07-Apr-17 (No. 217-02528)	Apr-18
Type-N mismatch combination	SN: 5047.2 / 06327	07-Apr-17 (No. 217-02529)	Apr-18
Reference Probe EX3DV4	SN: 3877	31-Dec-16 (No. EX3-3877_Dec16)	Dec-17
DAE4	SN: 654	24-Jul-17 (No. DAE4-654_Jul17)	Jul-18

Secondary Standards	ID #	Check Date (in house)	Scheduled Check
Power meter E4419B	SN: GB41293874	06-Apr-16 (No. 217-02285/02284)	In house check: Jun-18
Power sensor E4412A	SN: MY41498087	06-Apr-16 (No. 217-02285)	In house check: Jun-18
Power sensor E4412A	SN: 000110210	06-Apr-16 (No. 217-02284)	In house check: Jun-18
RF generator HP 8648C	SN: US3642U01700	04-Aug-99 (in house check Jun-16)	In house check: Jun-18
Network Analyzer HP 8753E	SN: US37390585	18-Oct-01 (in house check Oct-17)	In house check: Oct-18

Calibrated by:

Name
Jeton Kastrati

Function

Laboratory Technician

Signature

Approved by:

Name
Katja Pokovic

Technical Manager

This calibration certificate shall not be reproduced except in full without written approval of the laboratory.

Issued: November 23, 2017

Calibration Laboratory of

Schmid & Partner
Engineering AG

Zeughausstrasse 43, 8004 Zurich, Switzerland



S Schweizerischer Kalibrierdienst
C Service suisse d'étalonnage
S Servizio svizzero di taratura
Swiss Calibration Service

Accredited by the Swiss Accreditation Service (SAS)

The Swiss Accreditation Service is one of the signatories to the EA Multilateral Agreement for the recognition of calibration certificates

Accreditation No.: **SCS 0108**

Glossary:

TSL	tissue simulating liquid
ConvF	sensitivity in TSL / NORM x,y,z
N/A	not applicable or not measured

Calibration is Performed According to the Following Standards:

- IEEE Std 1528-2013, "IEEE Recommended Practice for Determining the Peak Spatial-Averaged Specific Absorption Rate (SAR) in the Human Head from Wireless Communications Devices: Measurement Techniques", June 2013
- IEC 62209-1, "Measurement procedure for the assessment of Specific Absorption Rate (SAR) from hand-held and body-mounted devices used next to the ear (frequency range of 300 MHz to 6 GHz)", July 2016
- IEC 62209-2, "Procedure to determine the Specific Absorption Rate (SAR) for wireless communication devices used in close proximity to the human body (frequency range of 30 MHz to 6 GHz)", March 2010
- KDB 865664, "SAR Measurement Requirements for 100 MHz to 6 GHz"

Additional Documentation:

- DASY4/5 System Handbook

Methods Applied and Interpretation of Parameters:

- Measurement Conditions:** Further details are available from the Validation Report at the end of the certificate. All figures stated in the certificate are valid at the frequency indicated.
- Antenna Parameters with TSL:** The source is mounted in a touch configuration below the center marking of the flat phantom.
- Return Loss:** This parameter is measured with the source positioned under the liquid filled phantom (as described in the measurement condition clause). The Return Loss ensures low reflected power. No uncertainty required.
- SAR measured:** SAR measured at the stated antenna input power.
- SAR normalized:** SAR as measured, normalized to an input power of 1 W at the antenna connector.
- SAR for nominal TSL parameters:** The measured TSL parameters are used to calculate the nominal SAR result.

The reported uncertainty of measurement is stated as the standard uncertainty of measurement multiplied by the coverage factor $k=2$, which for a normal distribution corresponds to a coverage probability of approximately 95%.

Measurement Conditions

DASY system configuration, as far as not given on page 1.

DASY Version	DASY5	V52.10.0
Extrapolation	Advanced Extrapolation	
Phantom	ELI4 Flat Phantom	Shell thickness: 2 ± 0.2 mm
EUT Positioning	Touch Position	
Zoom Scan Resolution	$dx, dy = 4.0$ mm, $dz = 1.4$ mm	Graded Ratio = 1.4 (Z direction)
Frequency	30 MHz ± 1 MHz	

Head TSL parameters

The following parameters and calculations were applied.

	Temperature	Permittivity	Conductivity
Nominal Head TSL parameters	22.0 °C	55.0	0.75 mho/m
Measured Head TSL parameters	(22.0 ± 0.2) °C	52.8 ± 6 %	0.73 mho/m ± 6 %
Head TSL temperature change during test	< 0.5 °C	----	----

SAR result with Head TSL

SAR averaged over 1 cm ³ (1 g) of Head TSL	Condition	
SAR measured	1 W input power	1.25 W/kg
SAR for nominal Head TSL parameters	normalized to 1W	1.27 W/kg ± 18.4 % (k=2)

SAR averaged over 10 cm ³ (10 g) of Head TSL	condition	
SAR measured	1 W input power	0.775 W/kg
SAR for nominal Head TSL parameters	normalized to 1W	0.790 W/kg ± 18.0 % (k=2)

Appendix (Additional assessments outside the scope of SCS 0108)

Antenna Parameters with Head TSL

Impedance, transformed to feed point	48.4 Ω - 0.1 j Ω
Return Loss	- 35.3 dB

Additional EUT Data

Manufactured by	SPEAG
Manufactured on	January 28, 2015

DASY5 Validation Report for Head TSL

Date: 23.11.2017

Test Laboratory: SPEAG, Zurich, Switzerland

DUT: CLA30; Type: CLA30; Serial: CLA30 - SN: 1005

Communication System: UID 0 - CW; Frequency: 30 MHz

Medium parameters used: $f = 30$ MHz; $\sigma = 0.73$ S/m; $\epsilon_r = 52.8$; $\rho = 1000$ kg/m³

Phantom section: Flat Section

Measurement Standard: DASY5 (IEEE/IEC/ANSI C63.19-2011)

DASY52 Configuration:

- Probe: EX3DV4 - SN3877; ConvF(14.46, 14.46, 14.46); Calibrated: 31.12.2016;
- Sensor-Surface: 1.4mm (Mechanical Surface Detection)
- Electronics: DAE4 Sn654; Calibrated: 24.07.2017
- Phantom: ELI v4.0; Type: QDOVA001BB; Serial: TP:1003
- DASY52 52.10.0(1446); SEMCAD X 14.6.10(7417)

CLA Calibration for HSL-LF Tissue/CLA30, touch configuration, Pin=1W/Area Scan (81x81x1): Interpolated grid: $dx=1.500$ mm, $dy=1.500$ mm
Maximum value of SAR (interpolated) = 1.86 W/kg

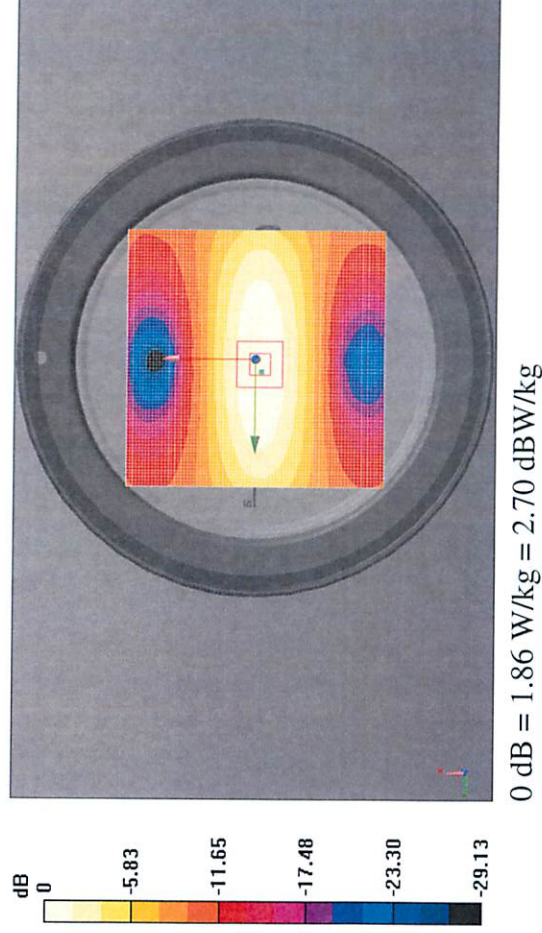
CLA Calibration for HSL-LF Tissue/CLA30, touch configuration, Pin=1W/Zoom Scan, dist=1.4mm (8x10x7)/Cube 0: Measurement grid: $dx=4$ mm, $dy=4$ mm, $dz=1.4$ mm

Reference Value = 49.86 V/m; Power Drift = -0.02 dB

Peak SAR (extrapolated) = 2.55 W/kg

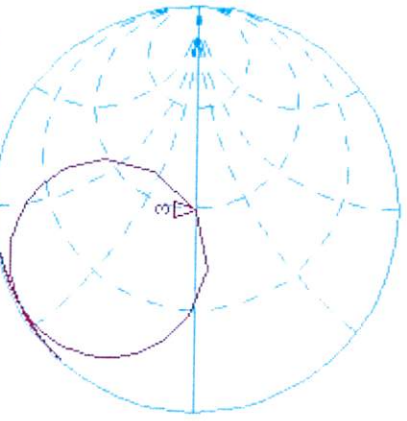
SAR(1 g) = 1.25 W/kg; SAR(10 g) = 0.775 W/kg

Maximum value of SAR (measured) = 1.84 W/kg

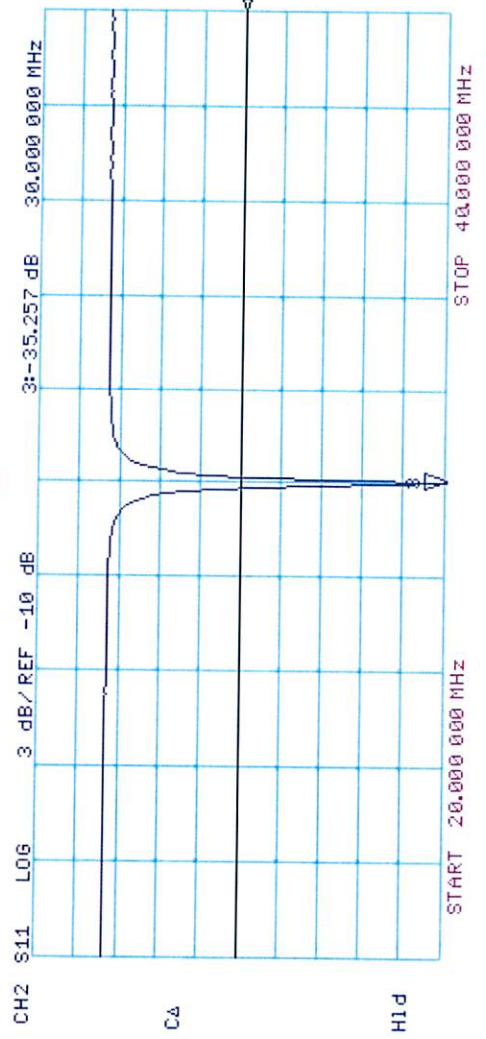


Impedance Measurement Plot for Head TSL

CH1 S11 1 U FS 23 Nov 2017 09:35:52
3: 48.393 Ω -85.938 mΩ 61.733 nF 30.000 000 MHz



*
C4
AV9
16
H1 d



APPENDIX G - PHANTOM

Zeughausstrasse 43, 8004 Zurich, Switzerland
 Phone +41 44 245 9700, Fax +41 44 245 9779
 info@speag.com, http://www.speag.com

Certificate of Conformity / First Article Inspection

Item	Oval Flat Phantom ELI 5.0
Type No	QD OVA 002 A
Series No	1108 and higher
Manufacturer	Untersee Composites Knebelstrasse 8, CH-8268 Mannenbach, Switzerland

Tests

Complete tests were made on the prototype units QD OVA 001 A, pre-series units QD OVA 001 B as well as on some series units QD OVA 001 B. Some tests are made on all series units QD OVA 002 A.

Test	Requirement	Details	Units tested
Shape	Internal dimensions, depth and sagging are compatible with standards	Bottom elliptical 600 x 400 mm, Depth 190 mm, dimension compliant with [1] for f > 375 MHz	Prototypes
Material thickness	Bottom: 2.0mm +/- 0.2mm	dimension compliant with [3] for f > 800 MHz	all
Material parameters	rel. permittivity 2 – 5, loss tangent ≤ 0.05, at f ≤ 6 GHz	rel. permittivity 3.5 +/- 0.5 loss tangent ≤ 0.05	Material samples
Material resistivity	Compatibility with tissue simulating liquids .	Compatible with SPEAG liquids. **	Phantoms, Material sample
Sagging	Sagging of the flat section in tolerance when filled with tissue simulating liquid.	within tolerance for filling height up to 155 mm	Prototypes, samples

** Note: Compatibility restrictions apply certain liquid components mentioned in the standard, containing e.g. DGBE, DGMHE or Triton X-100. Observe technical note on material compatibility.

Standards

- [1] OET Bulletin 65, Supplement C, "Evaluating Compliance with FCC Guidelines for Human Exposure to Radiofrequency Electromagnetic Fields", Edition 01-01
- [2] IEEE 1528-2003, "Recommended Practice for Determining the Peak Spatial-Average Specific Absorption Rate (SAR) in the Human Head from Wireless Communications Devices: Measurement Techniques, December 2003
- [3] IEC 62209-1 ed1.0, "Human exposure to radio frequency fields from hand-held and body-mounted wireless communication devices - Human models, instrumentation, and procedures - Part 1: Procedure to determine the specific absorption rate (SAR) for hand-held devices used in close proximity to the ear (frequency range of 300 MHz to 3 GHz)", 2005-02-18
- [4] IEC 62209-2 ed1.0, "Human exposure to radio frequency fields from hand-held and body-mounted wireless communication devices - Human models, instrumentation, and procedures - Part 2: Procedure to determine the specific absorption rate (SAR) for wireless communication devices used in close proximity to the human body (frequency range of 30 MHz to 6 GHz)", 2010-03-30

Conformity

Based on the sample tests above, we certify that this item is in compliance with the uncertainty requirements of **body-worn** SAR measurements and system performance checks as specified in [1 – 4] and further standards.

Date 25.7.2011

Signature / Stamp

s p e a g

Schmid & Partner-Engineering AG
 Zeughausstrasse 43, 8004 Zurich, Switzerland
 Phone +41 44 245 9700, Fax +41 44 245 9779
 info@speag.com, http://www.speag.com