

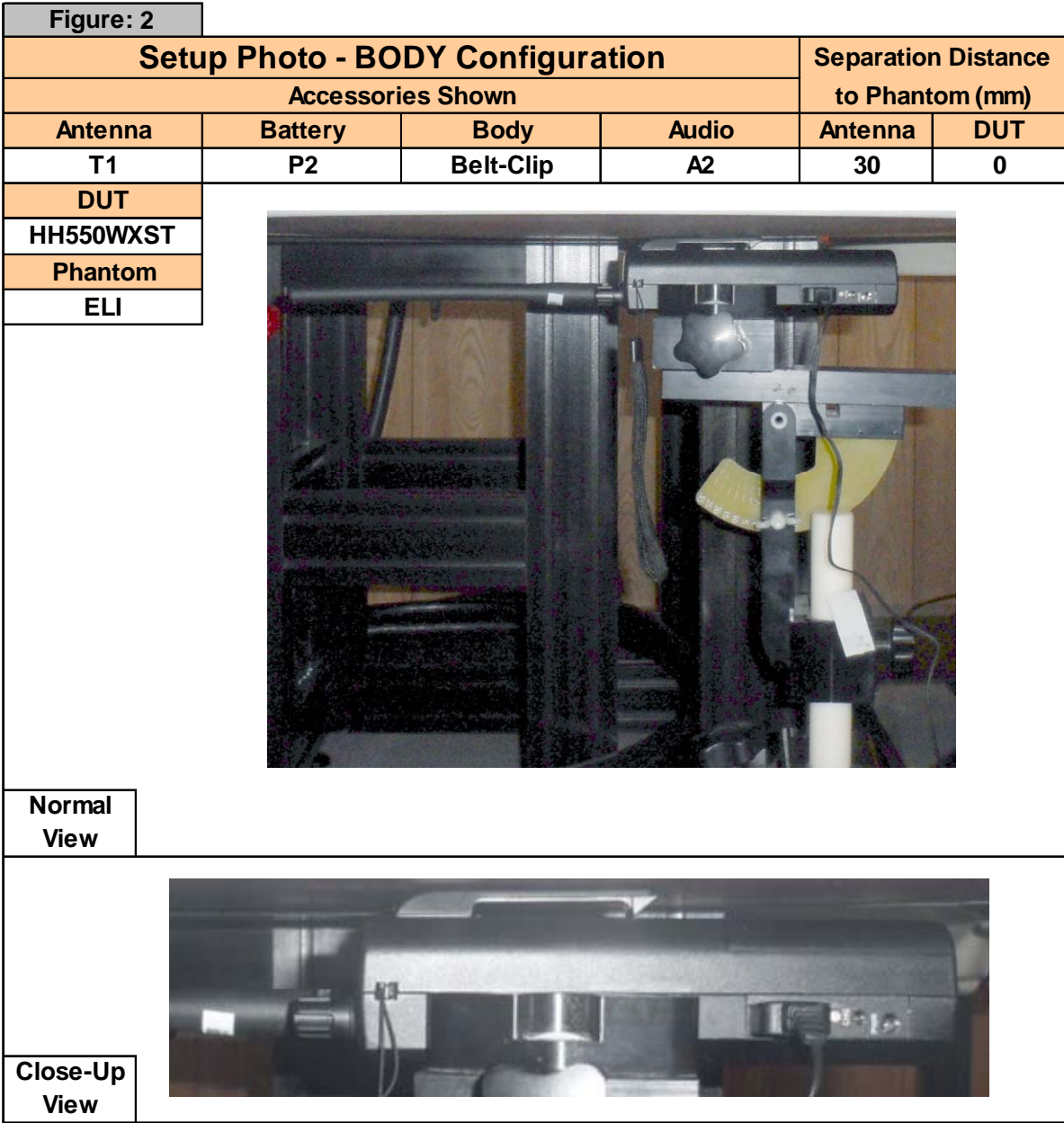
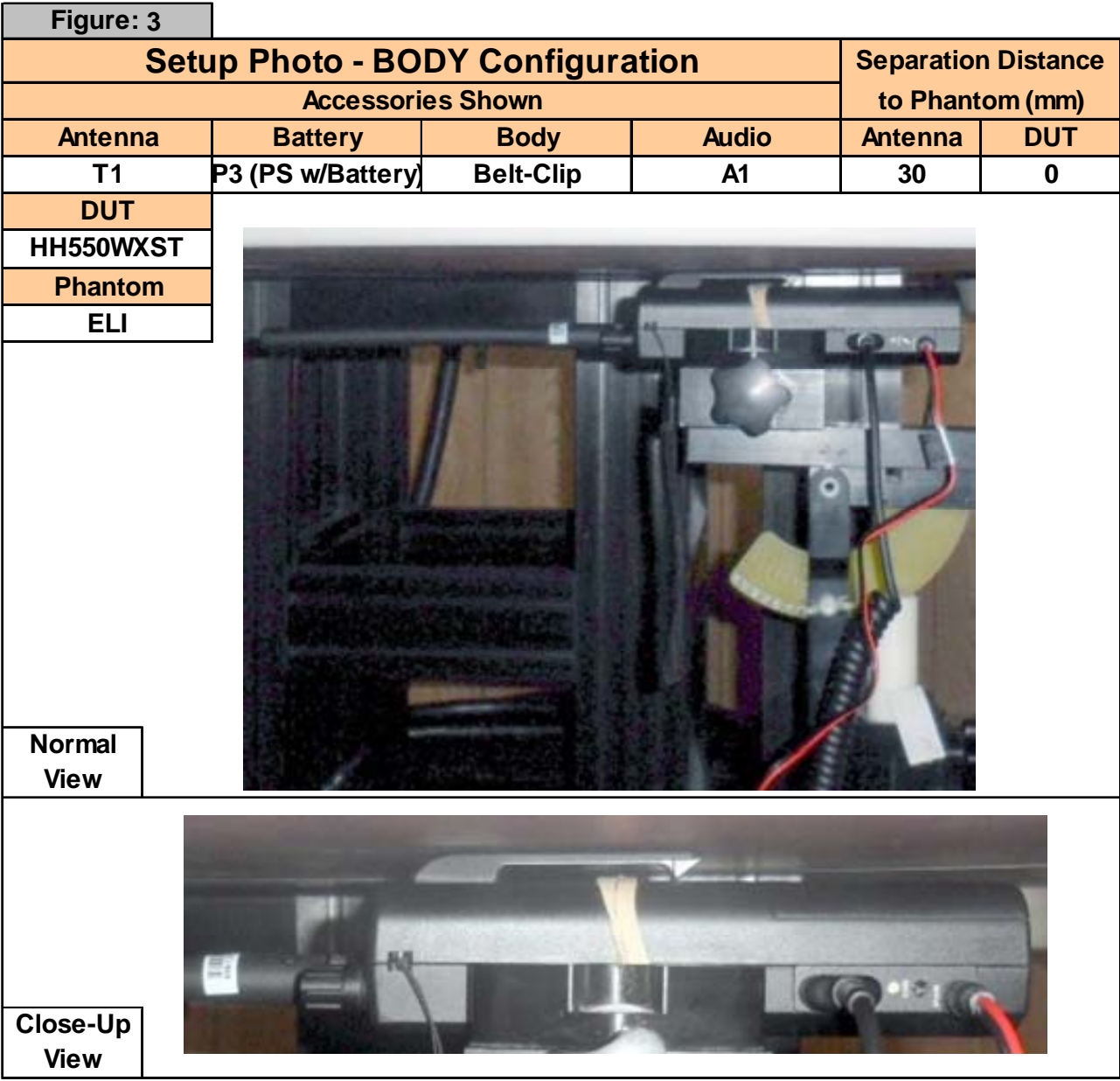



**APPENDIX C - SETUP PHOTOS**

<b>Figure: 1</b>					
<b>Setup Photo - BODY Configuration</b>				<b>Separation Distance to Phantom (mm)</b>	
<b>Accessories Shown</b>					
<b>Antenna</b>	<b>Battery</b>	<b>Body</b>	<b>Audio</b>	<b>Antenna</b>	<b>DUT</b>
T1	P2	Belt-Clip	A1	30	0
<b>DUT</b>					
HH550WXST					
Phantom					
ELI					
<b>Normal View</b>					
					
<b>Close-Up View</b>					






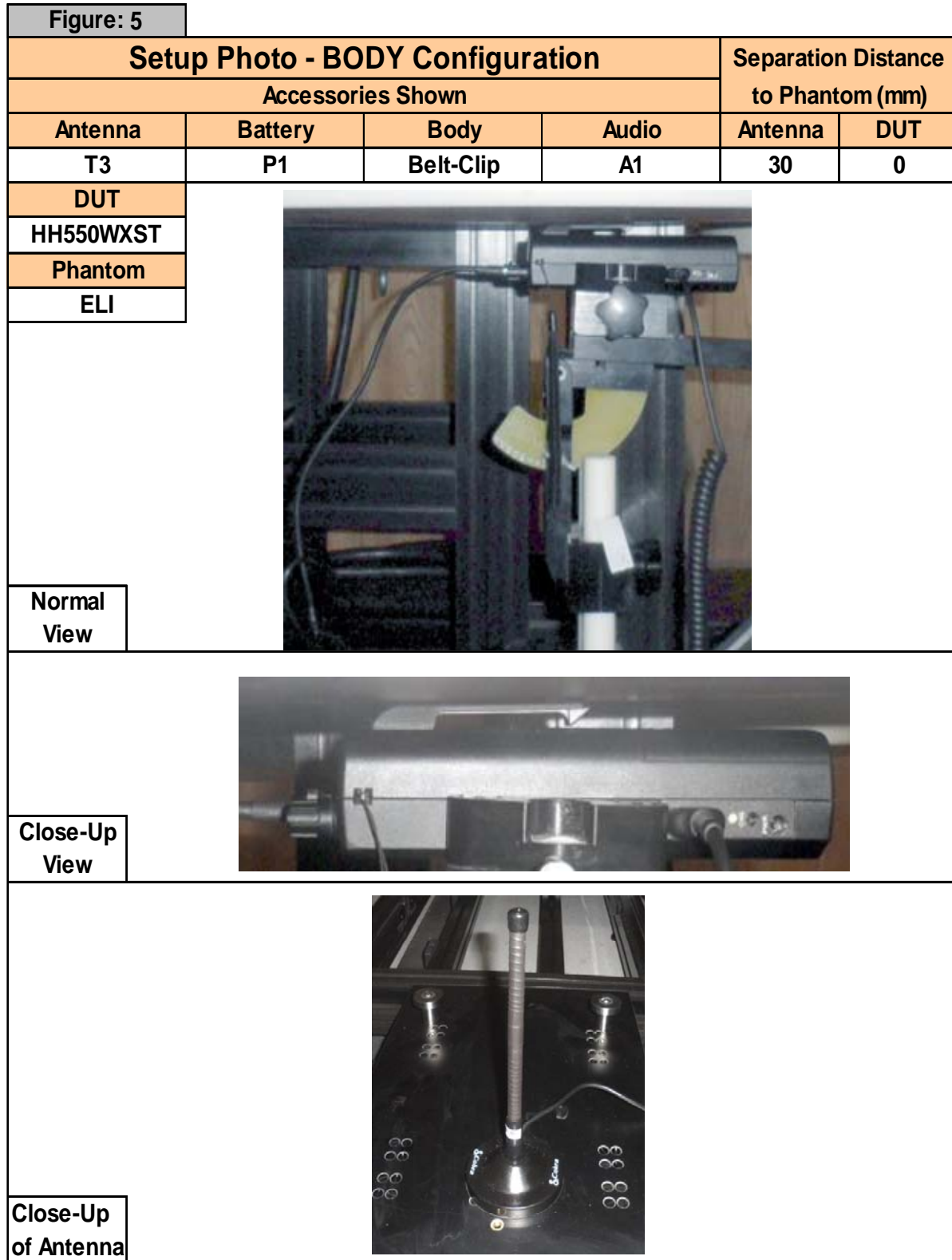
**Figure: 4**

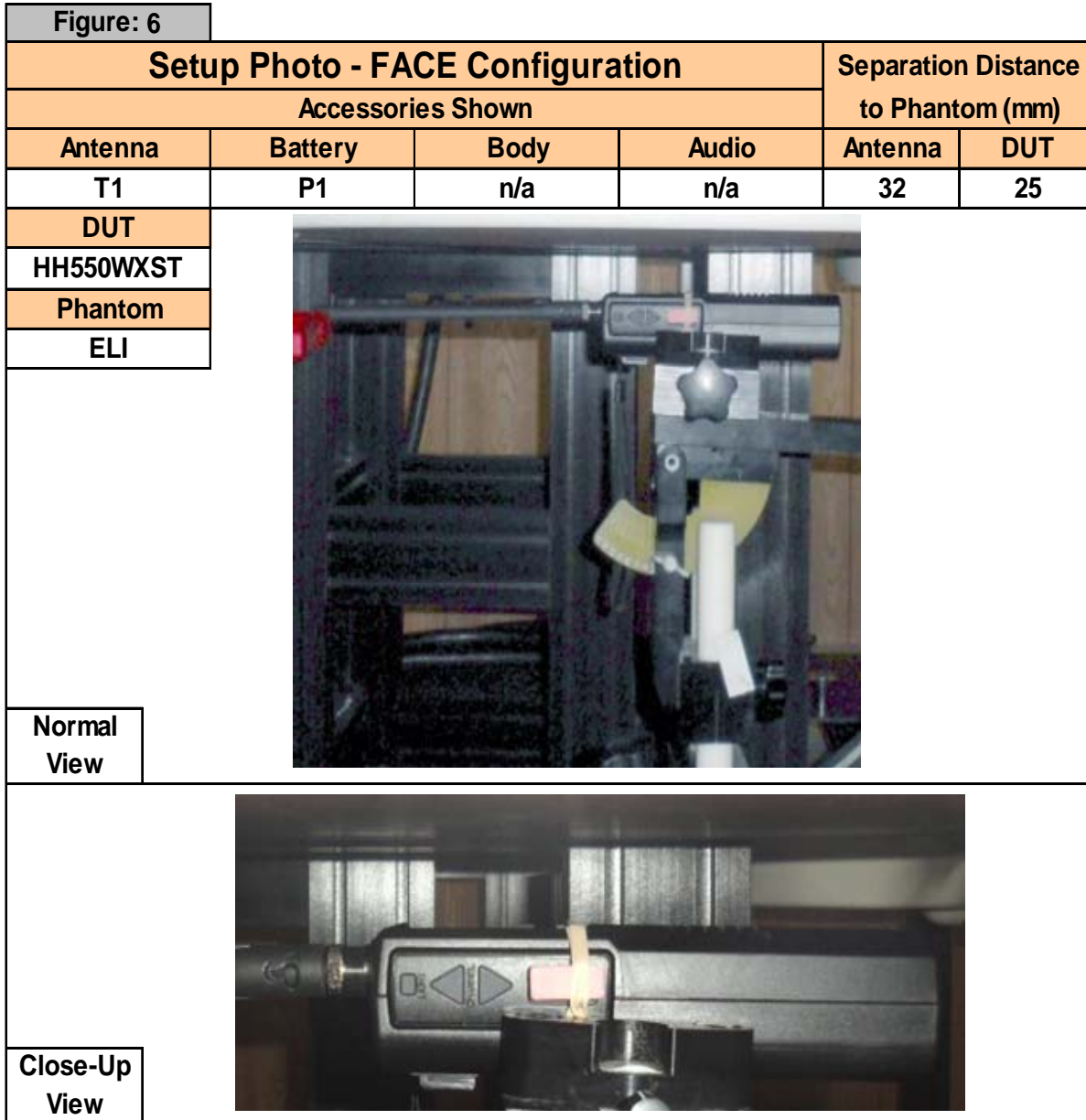
<b>Setup Photo - BODY Configuration</b>				<b>Separation Distance to Phantom (mm)</b>	
<b>Accessories Shown</b>				<b>Antenna</b>	<b>DUT</b>
<b>Antenna</b>	<b>Battery</b>	<b>Body</b>	<b>Audio</b>		
T2	P1	Belt-Clip	A1	30	0
<b>DUT</b>					
<b>HH550WXST</b>					
<b>Phantom</b>					
<b>ELI</b>					

**Normal View**





**Close-Up View**







**Figure: 7**

<b>Setup Photo - FACE Configuration</b>				<b>Separation Distance to Phantom (mm)</b>	
<b>Accessories Shown</b>				<b>Antenna</b>	<b>DUT</b>
<b>Antenna</b>	<b>Battery</b>	<b>Body</b>	<b>Audio</b>	<b>Antenna</b>	<b>DUT</b>
<b>T2</b>	<b>P1</b>	<b>n/a</b>	<b>n/a</b>	<b>32</b>	<b>25</b>
<b>DUT</b>					
<b>HH550WXST</b>					
<b>Phantom</b>					
<b>ELI</b>					
<b>Normal View</b>					
<b>Close-Up View</b>					

**Figure: 8**

<b>Setup Photo - FACE Configuration</b>				<b>Separation Distance to Phantom (mm)</b>	
<b>Accessories Shown</b>				<b>Antenna</b>	<b>DUT</b>
<b>Antenna</b>	<b>Battery</b>	<b>Body</b>	<b>Audio</b>	<b>Antenna</b>	<b>DUT</b>
T3	P1	n/a	n/a	32	25
<b>DUT</b>					
HH550WXST					
Phantom					
ELI					
<b>Normal View</b>					
					



**Figure: 9**

**Setup Photo**  
**DC Power Supply Test Setup**

