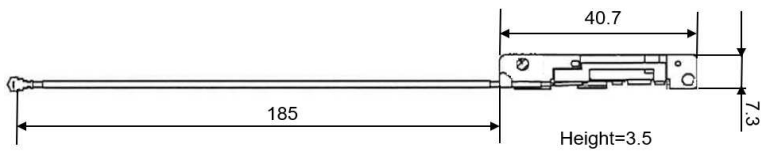





[TN0022A] Antenna Photo

2.Appearance / Dimension [Fig.1]
2-1.ANT1




2-2.ANT2



Measurement content

1.Measurement condition 【Fig.2】

- Measurement layout : The measurement environment is measured with the following layout.




2.Measurement direction 【Fig.3】

XY plane



(RX-ANT_View)

XZ plane



(RX-ANT_View)