

# FTA0056A\_User Manual

## Audio Play

1. Touch "Audio".



2. Touch "FM".



3. You can change the audio mode in this screen.



# SET UP Bluetooth

1. Touch "Android".



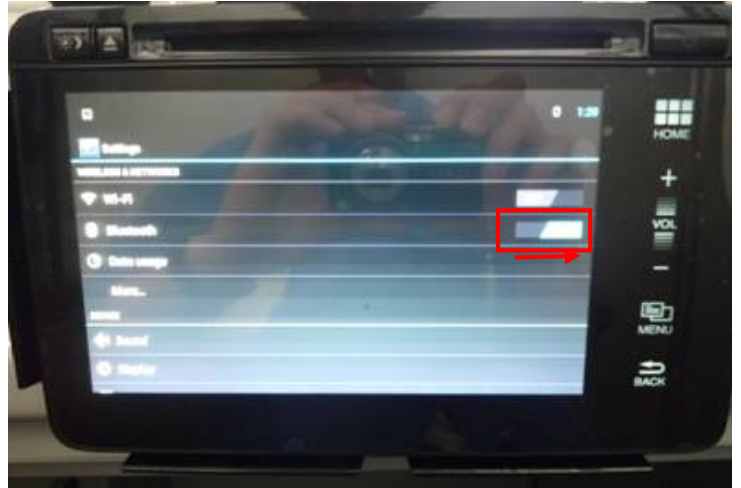
2. Slide a screen right-to-left.



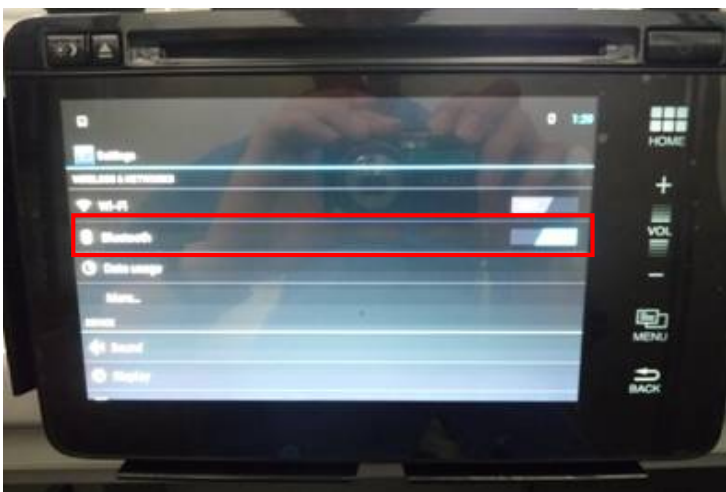
3. Touch "Settings".



4. Slide "Bluetooth OFF" to the right.



5. Touch "Bluetooth".



6. When the connection is completed, this screen is displayed.



## SET UP Wi-Fi

1. Touch "Android".



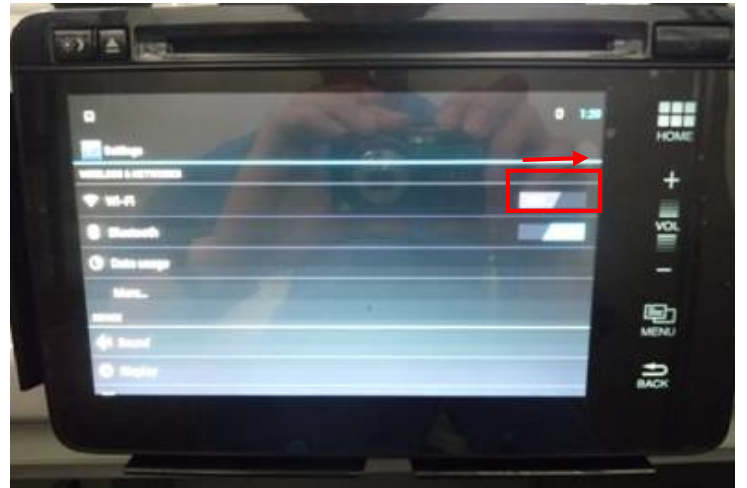
2. Slide a screen right-to-left.



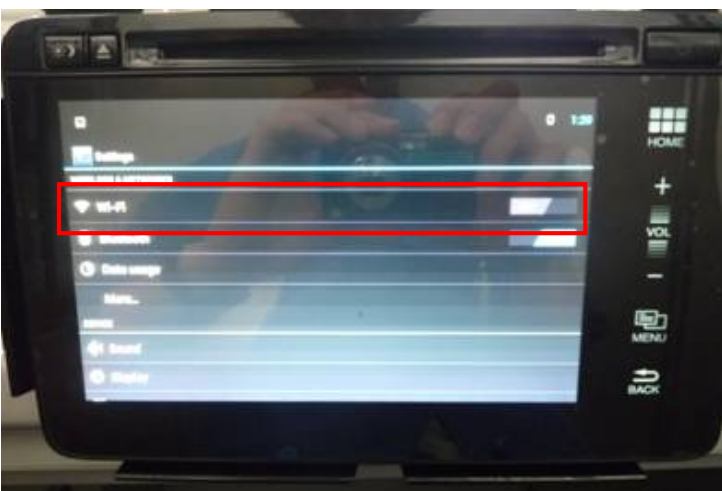
3. Touch "Settings".



4. Slide "Wi-Fi OFF" to the right.



5. Touch "Wi-Fi".



6. When the connection is completed, this screen is displayed.



>For vehicles sold in the U.S.A.

FCC ID: BABFT0056A

**CAUTION: Radio Frequency Radiation Exposure**

This equipment complies with FCC radiation exposure limits set forth for an uncontrolled environment and meets the FCC radio frequency (RF) Exposure Guidelines. This equipment should be installed and operated keeping the radiator at least 20cm or more away from person's body in normal use position.

Co-location: This transmitter must not be co-located or operated in conjunction with any other antenna or transmitter.

This device complies with part 15 of the FCC Rules. Operation is subject to the following two conditions: (1) This device may not cause harmful interference, and (2) this device must accept any interference received, including interference that may cause undesired operation.

**FCC WARNING**

Changes or modifications not expressly approved by the party responsible for compliance could void the user's authority to operate the equipment.