



FCC RADIO TEST REPORT

FCC ID : B94TNQ296PC
Equipment : Notebook PC
Brand Name : HP
Model Name : TPN-Q296
Applicant : HP Inc.
1501 Page Mill Road, Palo Alto CA, 94304, USA
Standard : FCC 47 CFR Part 2, 22(H), 24(E), 27

The product was received on Aug. 22, 2023 and testing was performed from Sep. 05, 2023 to Sep. 18, 2023. We, Sporton International Inc. EMC & Wireless Communications Laboratory, would like to declare that the tested sample has been evaluated in accordance with the test procedures given in ANSI / TIA-603-E and has been in compliance with the applicable technical standards.

The test results in this partial report apply exclusively to the tested model / sample. Without written approval from Sporton International Inc. EMC & Wireless Communications Laboratory, the test report shall not be reproduced except in full.

Louis Wu

Approved by: Louis Wu

Sporton International Inc. EMC & Wireless Communications Laboratory

No. 52, Huaya 1st Rd., Guishan Dist., Taoyuan City 333, Taiwan (R.O.C.)



Table of Contents

History of this test report..... 3

Summary of Test Result..... 4

1 General Description 6

 1.1 Product Feature of Equipment Under Test..... 6

 1.2 Modification of EUT 7

 1.3 Testing Location 8

 1.4 Applicable Standards..... 8

2 Test Configuration of Equipment Under Test 9

 2.1 Test Mode..... 9

 2.2 Connection Diagram of Test System..... 10

 2.3 Support Unit used in test configuration and system 10

 2.4 Frequency List of Low/Middle/High Channels 11

3 Conducted Test Items..... 16

 3.1 Measuring Instruments 16

 3.2 Conducted Output Power and ERP/EIRP 17

4 Radiated Test Items 18

 4.1 Measuring Instruments 18

 4.2 Radiated Spurious Emission Measurement 20

5 List of Measuring Equipment..... 21

6 Measurement Uncertainty 22

Appendix A. Test Results of Conducted Test

Appendix B. Test Results of Radiated Test

Appendix C. Test Setup Photographs



History of this test report

Report No.	Version	Description	Issue Date
FG382109-04A	01	Initial issue of report	Oct. 03, 2023
FG382109-04A	02	Revise cover page, Product Feature of Equipment Under Test and Summary of Test Result This report is an updated version, replacing the report issued on Oct. 03, 2023.	Oct. 06, 2023



Summary of Test Result

Report Clause	Ref Std. Clause	Test Items	Result (PASS/FAIL)	Remark
3.2	§2.1046	Conducted Output Power	Reporting only	-
	§22.913 (a)(5)	Effective Radiated Power (Band 5) (Band 26)	Pass	
	§27.50 (b)(10) §27.50 (c)(10)	Effective Radiated Power (Band 12) (Band 13) (Band 17) (Band 71)		
	§24.232 (c) §27.50 (h)(2)	Equivalent Isotropic Radiated Power (Band 2) (Band 25) (Band 7) (Band 38) (Band 41)		
	§27.50 (d)(4)	Equivalent Isotropic Radiated Power (Band 4) (Band 66)		
-	§24.232 (d) §27.50 (d)(5)	Peak-to-Average Ratio	-	See Note
-	§2.1049	Occupied Bandwidth	-	See Note
-	§2.1051 §22.917 (a) §24.238 (a) §27.53 (c)(2)(4) §27.53 (g) §27.53 (h)	Conducted Band Edge Measurement (Band 2) (Band 4) (Band 5) (Band 12) (Band 13) (Band 17) (Band 25) (Band 26) (Band 66) (Band 71)	-	See Note
-	§2.1051 §27.53 (m)(4)	Conducted Band Edge Measurement (Band 7) (Band 38) (Band 41)		
-	§2.1051 §22.917 (a) §24.238 (a) §27.53 (c)(2) §27.53 (g) §27.53 (h)	Conducted Spurious Emission (Band 2) (Band 4) (Band 5) (Band 12) (Band 13) (Band 17) (Band 25) (Band 26) (Band 66) (Band 71)	-	See Note
-	§2.1051 §27.53 (m)(4)	Conducted Spurious Emission (Band 7) (Band 38) (Band 41)		
-	§2.1055 §22.355 §24.235 §27.54	Frequency Stability Temperature & Voltage	-	See Note



Report Clause	Ref Std. Clause	Test Items	Result (PASS/FAIL)	Remark
4.2	§2.1053 §27.53 (g)	Radiated Spurious Emission (Band 12)	Pass	10.43 dB under the limit at 1587.00 MHz
	§2.1051 §27.53 (m)(4)	Radiated Spurious Emission (Band 41)		

Note:

- For host device, Effective Radiated Power, Equivalent Isotropic Radiated Power and Radiated Spurious Emission are verified and complies with limit in this test report.
- For host device, the Conducted Output Power is no difference after compared to module (Model: FM101-GL)

Conformity Assessment Condition:

- The test results (PASS/FAIL) with all measurement uncertainty excluded are presented against the regulation limits or in accordance with the requirements stipulated by the applicant/manufacturer who shall bear all the risks of non-compliance that may potentially occur if measurement uncertainty is taken into account.
- The measurement uncertainty please refer to each test result in the section "Measurement Uncertainty".

Disclaimer:

The product specifications of the EUT presented in the test report that may affect the test assessments are declared by the manufacturer who shall take full responsibility for the authenticity.

Reviewed by: Sheng Kuo

Report Producer: Michelle Chen



1 General Description

1.1 Product Feature of Equipment Under Test

Product Feature	
General Specs	WCDMA/LTE, Bluetooth, Wi-Fi 2.4GHz 802.11b/g/n /ax, Wi-Fi 5GHz 802.11a/n/ac/ax, and Wi-Fi 6GHz 802.11ax
Sample 1	EUT with Vendor 1
Sample 2	EUT with Vendor 2
Integrated WLAN Module	Brand Name: Intel® Wi-Fi 6E AX211 Model Name: AX211NGW FCC ID: PD9AX211NG
Integrated WLAN Module	Brand Name: MediaTek Model Name: MT7921 FCC ID: B94-MT7921S
Antenna Type	WWAN: PIFA Antenna WLAN: <Ant. 1>: PIFA Antenna <Ant. 2>: PIFA Antenna Bluetooth: PIFA Antenna



WWAN Antenna Information				
Main Antenna	Manufacturer	Vendor 1	Peak gain (dBi)	LTE Band 2 : 0.10 LTE Band 4 : -0.50 LTE Band 5 : 1.50 LTE Band 7 : 1.30 LTE Band 12 : 1.80 LTE Band 13 : 1.20 LTE Band 17 : -0.10 LTE Band 25 : 1.30 LTE Band 26 : 1.50 LTE Band 38 : 0.20 LTE Band 41 : 1.60 LTE Band 66 : -0.50 LTE Band 71 : -0.62
	Part number	DQ6E1LTE100 (MDA-LTE1LTE1-01-001)	Type	PIFA
	Manufacturer	Vendor 2	Peak gain (dBi)	LTE Band 2 : 0.13 LTE Band 4 : 0.17 LTE Band 5 : 1.49 LTE Band 7 : 1.27 LTE Band 12 : 1.84 LTE Band 13 : 1.20 LTE Band 17 : -0.14 LTE Band 25 : 1.34 LTE Band 26 : 1.49 LTE Band 38 : 0.15 LTE Band 41 : 1.59 LTE Band 66 : 1.89 LTE Band 71 : 1.09
	Part number	DQ6915G0200 (81ELA915.G02)	Type	PIFA

Remark: The above EUT's information was declared by manufacturer. Please refer to Disclaimer in report summary.

1.2 Modification of EUT

No modifications made to the EUT during the testing.



1.3 Testing Location

Test Site	Sporton International Inc. EMC & Wireless Communications Laboratory
Test Site Location	No.52, Huaya 1st Rd., Guishan Dist., Taoyuan City 333, Taiwan (R.O.C.) TEL: +886-3-327-3456 FAX: +886-3-328-4978
Test Site No.	Sporton Site No.
	TH03-HY
Test Engineer	Cotty Hsu
Temperature (°C)	22.2~23.1
Relative Humidity (%)	51~56

Test Site	Sporton International Inc. Wensan Laboratory
Test Site Location	No.58, Aly. 75, Ln. 564, Wenhua 3rd, Rd., Guishan Dist., Taoyuan City 333010, Taiwan (R.O.C.) TEL: +886-3-327-0868 FAX: +886-3-327-0855
Test Site No.	Sporton Site No.
	03CH16-HY (TAF Code: 3786)
Test Engineer	Jack tasi, Gary Guo and Steven Wu
Temperature (°C)	20~25
Relative Humidity (%)	50~65
Remark	The Radiated Spurious Emission test item subcontracted to Sporton International Inc. Wensan Laboratory.

Note: The test site complies with ANSI C63.4 2014 requirement.

FCC Designation No.: TW1190 and TW3786

1.4 Applicable Standards

According to the specifications of the manufacturer, the EUT must comply with the requirements of the following standards:

- ♦ ANSI C63.26-2015
- ♦ ANSI / TIA-603-E
- ♦ FCC 47 CFR Part 2, 27
- ♦ FCC KDB 971168 D01 Power Meas. License Digital Systems v03r01
- ♦ FCC KDB 414788 D01 Radiated Test Site v01r01.

Remark:

1. All the test items were validated and recorded in accordance with the standards without any modification during the testing.
2. The TAF code is not including all the FCC KDB listed without accreditation.



2 Test Configuration of Equipment Under Test

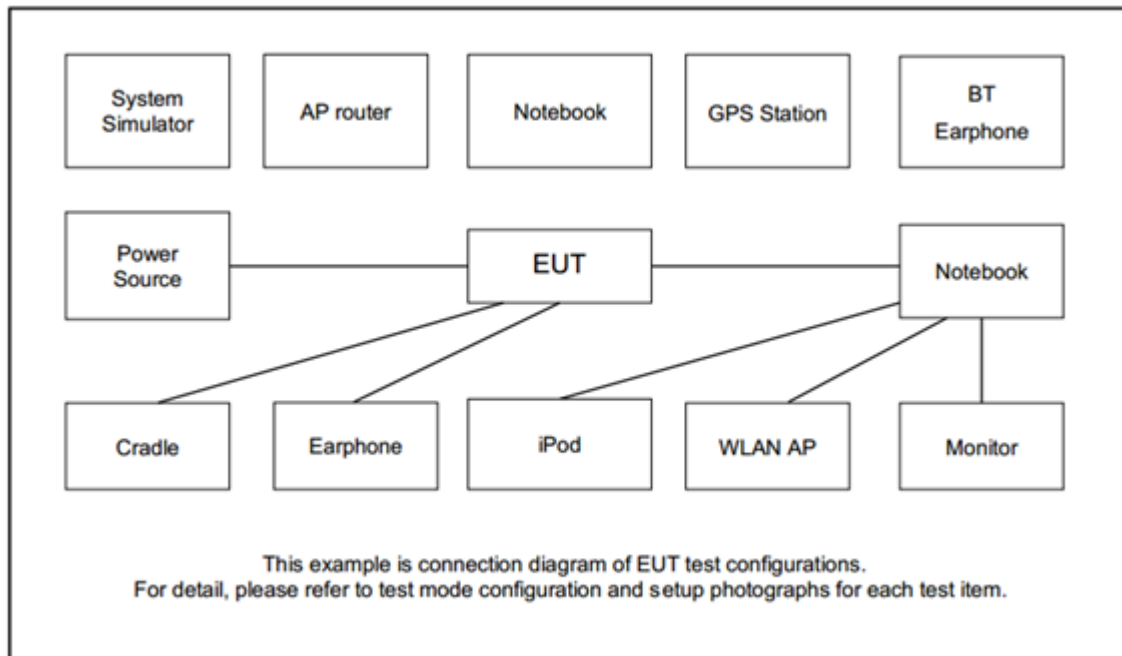
2.1 Test Mode

Antenna port conducted and radiated test items listed below are performed according to KDB 971168 D01 Power Meas. License Digital Systems v03r01 with maximum output power. For radiated measurement, the measured emission level of the EUT was maximized by rotating the EUT on a turntable, adjusting the orientation of the EUT and EUT antenna in in Tablet Type (three orthogonal axis (X: flat, Y: portrait, Z: landscape)) and Notebook Type, and adjusting the measurement antenna orientation, following C63.26 exploratory test procedures and only the worst case emissions were reported in this report.

Test Items	Band	Bandwidth (MHz)						Modulation		RB #			Test Channel		
		1.4	3	5	10	15	20	QPSK	16QAM	1	Half	Full	L	M	H
Max. Output Power	2	v	v	v	v	v	v	v	v	v	v	v	v	v	v
	4	v	v	v	v	v	v	v	v	v	v	v	v	v	v
	5	v	v	v	v	-	-	v	v	v	v	v	v	v	v
	7	-	-	v	v	v	v	v	v	v	v	v	v	v	v
	12	v	v	v	v	-	-	v	v	v	v	v	v	v	v
	13	-	-	v	v	-	-	v	v	v	v	v	v	v	v
	17	-	-	v	v	-	-	v	v	v	v	v	v	v	v
	25	v	v	v	v	v	v	v	v	v	v	v	v	v	v
	26	v	v	v	v	v	-	v	v	v	v	v	v	v	v
	38	-	-	v	v	v	v	v	v	v	v	v	v	v	v
	41	-	-	v	v	v	v	v	v	v	v	v	v	v	v
	66	v	v	v	v	v	v	v	v	v	v	v	v	v	v
71	-	-	v	v	v	v	v	v	v	v	v	v	v	v	
E.R.P / E.I.R.P	2	v	v	v	v	v	v	v	v	Max. Power					
	4	v	v	v	v	v	v	v	v						
	5	v	v	v	v	-	-	v	v						
	7	-	-	v	v	v	v	v	v						
	12	v	v	v	v	-	-	v	v						
	13	-	-	v	v	-	-	v	v						
	17	-	-	v	v	-	-	v	v						
	25	v	v	v	v	v	v	v	v						
	26	v	v	v	v	v	-	v	v						
	38	-	-	v	v	v	v	v	v						
	41	-	-	v	v	v	v	v	v						
	66	v	v	v	v	v	v	v	v						
71	-	-	v	v	v	v	v	v							

Test Items	Band	Bandwidth (MHz)						Modulation		RB #			Test Channel		
		1.4	3	5	10	15	20	QPSK	16QAM	1	Half	Full	L	M	H
Radiated Spurious Emission	12				v	-	-	v		v			v	v	v
	41	-	-		v			v		v			v	v	v
Remark	1. The mark "v " means that this configuration is chosen for testing 2. The mark "-" means that this bandwidth is not supported. 3. The device is investigated from 30MHz to 10 times of fundamental signal for radiated spurious emission test under different RB size/offset and modulations in exploratory test. Subsequently, only the worst case emissions are reported.														

2.2 Connection Diagram of Test System



2.3 Support Unit used in test configuration and system

Item	Equipment	Brand Name	Model No.	FCC ID	Data Cable	Power Cord
1.	System Simulator	Anritsu	MT8821C	N/A	N/A	Unshielded, 1.8 m
2.	Earphone	Lenovo	TS300-01MS21-8S	N/A	Unshielded, 1.2 m	N/A



2.4 Frequency List of Low/Middle/High Channels

LTE Band 2 Channel and Frequency List				
BW [MHz]	Channel/Frequency(MHz)	Lowest	Middle	Highest
20	Channel	18700	18900	19100
	Frequency	1860	1880	1900
15	Channel	18675	18900	19125
	Frequency	1857.5	1880	1902.5
10	Channel	18650	18900	19150
	Frequency	1855	1880	1905
5	Channel	18625	18900	19175
	Frequency	1852.5	1880	1907.5
3	Channel	18615	18900	19185
	Frequency	1851.5	1880	1908.5
1.4	Channel	18607	18900	19193
	Frequency	1850.7	1880	1909.3

LTE Band 4 Channel and Frequency List				
BW [MHz]	Channel/Frequency(MHz)	Lowest	Middle	Highest
20	Channel	20050	20175	20300
	Frequency	1720	1732.5	1745
15	Channel	20025	20175	20325
	Frequency	1717.5	1732.5	1747.5
10	Channel	20000	20175	20350
	Frequency	1715	1732.5	1750
5	Channel	19975	20175	20375
	Frequency	1712.5	1732.5	1752.5
3	Channel	19965	20175	20385
	Frequency	1711.5	1732.5	1753.5
1.4	Channel	19957	20175	20393
	Frequency	1710.7	1732.5	1754.3



LTE Band 5 Channel and Frequency List				
BW [MHz]	Channel/Frequency(MHz)	Lowest	Middle	Highest
10	Channel	20450	20525	20600
	Frequency	829	836.5	844
5	Channel	20425	20525	20625
	Frequency	826.5	836.5	846.5
3	Channel	20415	20525	20635
	Frequency	825.5	836.5	847.5
1.4	Channel	20407	20525	20643
	Frequency	824.7	836.5	848.3

LTE Band 7 Channel and Frequency List				
BW [MHz]	Channel/Frequency(MHz)	Lowest	Middle	Highest
20	Channel	20850	21100	21350
	Frequency	2510	2535	2560
15	Channel	20825	21100	21375
	Frequency	2507.5	2535	2562.5
10	Channel	20800	21100	21400
	Frequency	2505	2535	2565
5	Channel	20775	21100	21425
	Frequency	2502.5	2535	2567.5

LTE Band 12 Channel and Frequency List				
BW [MHz]	Channel/Frequency(MHz)	Lowest	Middle	Highest
10	Channel	23060	23095	23130
	Frequency	704	707.5	711
5	Channel	23035	23095	23155
	Frequency	701.5	707.5	713.5
3	Channel	23025	23095	23165
	Frequency	700.5	707.5	714.5
1.4	Channel	23017	23095	23173
	Frequency	699.7	707.5	715.3



LTE Band 13 Channel and Frequency List				
BW [MHz]	Channel/Frequency(MHz)	Lowest	Middle	Highest
10	Channel	-	23230	-
	Frequency	-	782	-
5	Channel	23205	23230	23255
	Frequency	779.5	782	784.5

LTE Band 17 Channel and Frequency List				
BW [MHz]	Channel/Frequency(MHz)	Lowest	Middle	Highest
10	Channel	23780	23790	23800
	Frequency	709	710	711
5	Channel	23755	23790	23825
	Frequency	706.5	710	713.5

LTE Band 25 Channel and Frequency List				
BW [MHz]	Channel/Frequency(MHz)	Lowest	Middle	Highest
20	Channel	26140	26340	26590
	Frequency	1860	1880	1905
15	Channel	26115	26340	26615
	Frequency	1857.5	1880	1907.5
10	Channel	26090	26340	26640
	Frequency	1855	1880	1910
5	Channel	26065	26340	26665
	Frequency	1852.5	1880	1912.5
3	Channel	26055	26340	26675
	Frequency	1851.5	1880	1913.5
1.4	Channel	26047	26340	26683
	Frequency	1850.7	1880	1914.3



LTE Band 26 Channel and Frequency List				
BW [MHz]	Channel/Frequency(MHz)	Lowest	Middle	Highest
15	Channel	26865	26915	26965
	Frequency	831.5	836.5	841.5
10	Channel	26840	26915	26990
	Frequency	829.0	836.5	844.0
5	Channel	26815	26915	27015
	Frequency	826.5	836.5	846.5
3	Channel	26805	26915	27025
	Frequency	825.5	836.5	847.5
1.4	Channel	26797	26915	27033
	Frequency	824.7	836.5	848.3

LTE Band 38 Channel and Frequency List				
BW [MHz]	Channel/Frequency(MHz)	Lowest	Middle	Highest
20	Channel	37850	38000	38150
	Frequency	2580.0	2595.0	2610.0
15	Channel	37825	38000	38175
	Frequency	2577.5	2595.0	2612.5
10	Channel	37800	38000	38200
	Frequency	2575.0	2595.0	2615.0
5	Channel	37775	38000	38225
	Frequency	2572.5	2595.0	2617.5

LTE Band 41 Channel and Frequency List				
BW [MHz]	Channel/Frequency(MHz)	Lowest	Middle	Highest
20	Channel	39750	40620	41490
	Frequency	2506.0	2593.0	2680.0
15	Channel	39725	40620	41515
	Frequency	2503.5	2593.0	2682.5
10	Channel	39700	40620	41540
	Frequency	2501.0	2593.0	2685.0
5	Channel	39675	40620	41565
	Frequency	2498.5	2593.0	2687.5



LTE Band 66 Channel and Frequency List				
BW [MHz]	Channel/Frequency(MHz)	Lowest	Middle	Highest
20	Channel	132072	132322	132572
	Frequency	1720	1745	1770
15	Channel	132047	132322	132597
	Frequency	1717.5	1745	1772.5
10	Channel	132022	132322	132622
	Frequency	1715	1745	1775
5	Channel	131997	132322	132647
	Frequency	1712.5	1745	1777.5
3	Channel	131987	132322	132657
	Frequency	1711.5	1745	1778.5
1.4	Channel	131979	132322	132665
	Frequency	1710.7	1745	1779.3

LTE Band 71 Channel and Frequency List				
BW [MHz]	Channel/Frequency(MHz)	Lowest	Middle	Highest
20	Channel	133222	133297	133372
	Frequency	673.0	680.5	688.0
15	Channel	133197	133297	133397
	Frequency	670.5	680.5	690.5
10	Channel	133172	133297	133422
	Frequency	668.0	680.5	693.0
5	Channel	133147	133297	133447
	Frequency	665.5	680.5	695.5

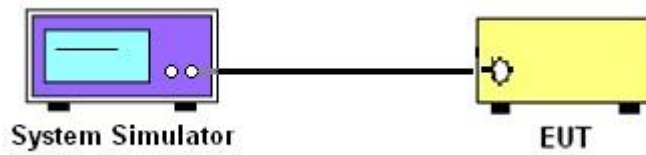
3 Conducted Test Items

3.1 Measuring Instruments

See list of measuring instruments of this test report.

3.1.1 Test Setup

3.1.2 Conducted Output Power



3.1.3 Test Result of Conducted Test

Please refer to Appendix A.



3.2 Conducted Output Power and ERP/EIRP

3.2.1 Description of the Conducted Output Power Measurement and ERP/EIRP Measurement

A system simulator was used to establish communication with the EUT. Its parameters were set to force the EUT transmitting at maximum output power. The measured power in the radio frequency on the transmitter output terminals shall be reported.

The ERP of mobile transmitters must not exceed 7 Watts for LTE Band 5 and Band 26

The ERP of mobile transmitters must not exceed 3 Watts for LTE Band 12 and Band 13 and Band 17 and Band 71

The EIRP of mobile transmitters must not exceed 2 Watts for LTE Band 2 and Band 25 and Band 7 and Band 38 and Band 41

The EIRP of mobile transmitters must not exceed 1 Watts for LTE Band 4 and Band 66

According to KDB 412172 D01 Power Approach,

$EIRP = P_T + G_T - L_C$, $ERP = EIRP - 2.15$, where

P_T = transmitter output power in dBm

G_T = gain of the transmitting antenna in dBi

L_C = signal attenuation in the connecting cable between the transmitter and antenna in dB

3.2.2 Test Procedures

1. The transmitter output port was connected to the system simulator.
2. Set EUT at maximum power through the system simulator.
3. Select lowest, middle, and highest channels for each band and different modulation.
4. Measure and record the power level from the system simulator.

4 Radiated Test Items

4.1 Measuring Instruments

See list of measuring instruments of this test report.

4.1.1 Test Setup

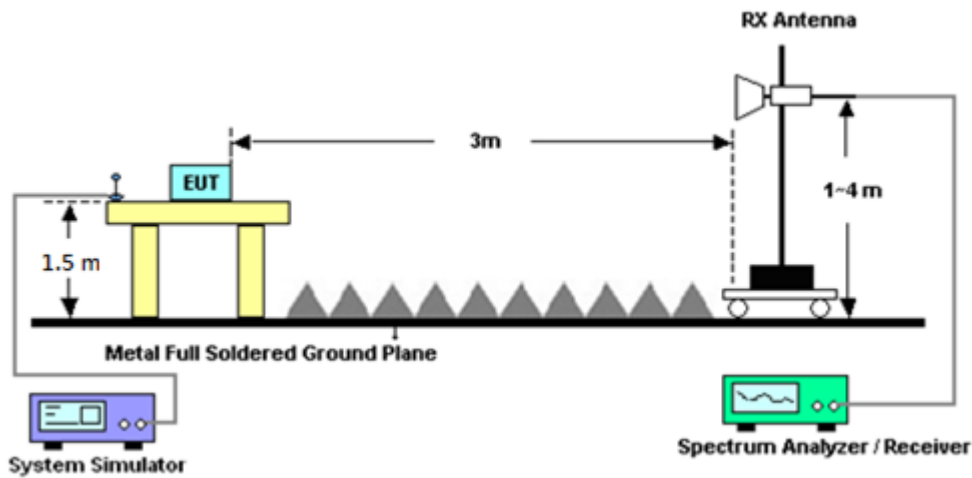
For radiated test below 30MHz



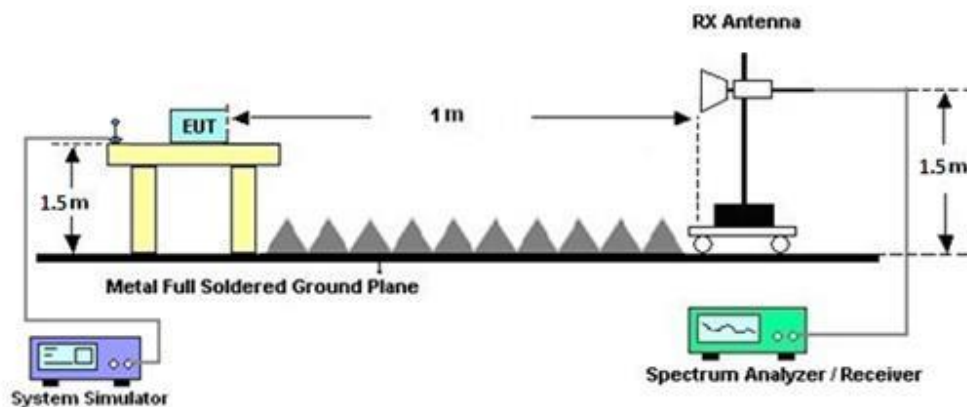
For radiated test from 30MHz to 1GHz



For radiated test from 1GHz to 18GHz



For radiated test above 18GHz



4.1.2 Test Result of Radiated Test

Please refer to Appendix B.

Note:

The low frequency, which started from 9 kHz to 30MHz, was pre-scanned and the result which was 20dB lower than the limit line was not reported.

There is adequate comparison measurement of both open-field test site and alternative test site - semi-Anechoic chamber according to 414788 D01 Radiated Test Site v01r01, and the result came out very similar.



4.2 Radiated Spurious Emission Measurement

4.2.1 Description of Radiated Spurious Emission Measurement

The radiated spurious emission was measured by substitution method according to ANSI / TIA-603-E. The power of any emission outside of the authorized operating frequency ranges must be attenuated below the transmitter power (P) by a factor of at least $43 + 10 \log (P)$ dB.

For LTE Band 41

The power of any emission outside of the authorized operating frequency ranges must be attenuated below the transmitter power (P) by a factor of at least $55 + 10 \log (P)$ dB.

The spectrum is scanned from 30 MHz up to a frequency including its 10th harmonic.

4.2.2 Test Procedures

The testing follows FCC KDB 971168 D01 v03r01 Section 7 and ANSI / TIA-603-E Section 2.2.12.

1. The EUT was placed on a turntable with 0.8 meter for frequency below 1GHz and 1.5 meter for frequency above 1GHz respectively above ground.
2. The EUT was set 3 meters from the receiving antenna, which was mounted on the antenna tower.
3. The table was rotated 360 degrees to determine the position of the highest spurious emission.
4. The height of the receiving antenna is varied between one meter and four meters to search the maximum spurious emission for both horizontal and vertical polarizations.
5. Make the measurement with the spectrum analyzer's RBW = 1MHz, VBW = 3MHz, taking the record of maximum spurious emission.
6. A horn antenna was substituted in place of the EUT and was driven by a signal generator.
7. Tune the output power of signal generator to the same emission level with EUT maximum spurious emission.
8. Taking the record of output power at antenna port.
9. Repeat step 7 to step 8 for another polarization.
10. The RF fundamental frequency should be excluded against the limit line in the operating frequency band.

The limit line is derived from $43 + 10\log(P)$ dB below the transmitter power P(Watts)

For LTE Band 41

The limit line is derived from $55 + 10\log(P)$ dB below the transmitter power P(Watts)

EIRP (dBm) = S.G. Power – Tx Cable Loss + Tx Antenna Gain

ERP (dBm) = EIRP - 2.15



5 List of Measuring Equipment

Instrument	Brand Name	Model No.	Serial No.	Characteristics	Calibration Date	Test Date	Due Date	Remark
Loop Antenna	Rohde & Schwarz	HFH2-Z2	100488	9 kHz~30 MHz	Sep. 20, 2022	Sep. 05, 2023~ Sep. 15, 2023	Sep. 19, 2023	Radiation (03CH16-HY)
SHF-EHF Horn Antenna	SCHWARZBECK	BBHA9170	00993	18GHz-40GHz	Nov. 24, 2022	Sep. 05, 2023~ Sep. 15, 2023	Nov. 23, 2023	Radiation (03CH16-HY)
SHF-EHF Horn Antenna	SCHWARZBECK	BBHA9170	00994	18GHz-40GHz	Nov. 04, 2022	Sep. 05, 2023~ Sep. 15, 2023	Nov. 03, 2023	Radiation (03CH16-HY)
EMI Test Receiver	Keysight	N9038A(MXE)	MY57290111	3Hz~26.5GHz	Dec. 15, 2022	Sep. 05, 2023~ Sep. 15, 2023	Dec. 14, 2023	Radiation (03CH16-HY)
Preamplifier	EMEC	EM18G40G	060801	18GHz~40GHz	Jun. 27, 2023	Sep. 05, 2023~ Sep. 15, 2023	Jun. 26, 2024	Radiation (03CH16-HY)
RF Cable	HUBER + SUHNER	SUCOFLEX 102	804011/2,804012/2	18-40GHz	Jan. 03, 2023	Sep. 05, 2023~ Sep. 15, 2023	Jan. 02, 2024	Radiation (03CH16-HY)
Signal Generator	Anritsu	MG3694C	163401	8MHz~40GHz	Feb. 08, 2023	Sep. 05, 2023~ Sep. 15, 2023	Feb. 07, 2024	Radiation (03CH16-HY)
Bilog Antenna	TESEQ	CBL 6111D & 00800N1D01N-06	40103 & 07	30MHz to 1GHz	Apr. 23, 2023	Sep. 05, 2023~ Sep. 15, 2023	Apr. 22, 2024	Radiation (03CH16-HY)
Bilog Antenna	TESEQ	CBL 6111D & 00802N1D01N-06	47020 & 06	30MHz to 1GHz	Oct. 08, 2022	Sep. 05, 2023~ Sep. 15, 2023	Oct. 07, 2023	Radiation (03CH16-HY)
Horn Antenna	SCHWARZBECK	BBHA 9120 D	9120D-02114	1G~18GHz	Jul. 31, 2023	Sep. 05, 2023~ Sep. 15, 2023	Jul. 30, 2024	Radiation (03CH16-HY)
Horn Antenna	SCHWARZBECK	BBHA 9120 D	9120D-1522	1G~18GHz	Mar. 23, 2023	Sep. 05, 2023~ Sep. 15, 2023	Mar. 22, 2024	Radiation (03CH16-HY)
Amplifier	SONOMA	310N	371607	9kHz~1GHz	Jul. 03, 2023	Sep. 05, 2023~ Sep. 15, 2023	Jul. 02, 2024	Radiation (03CH16-HY)
Preamplifier	EMEC	EM1G18G	060812	1GHz~18GHz	Dec. 26, 2022	Sep. 05, 2023~ Sep. 15, 2023	Dec. 25, 2023	Radiation (03CH16-HY)
RF Cable	HUBER + SUHNER	SUCOFLEX 102/SUCOFLEX 104	EC-A5-300-5757,805935/4,802434/4	N/A	Aug. 08, 2023	Sep. 05, 2023~ Sep. 15, 2023	Aug. 07, 2024	Radiation (03CH16-HY)
Software	Audix	E3 6.2009-8-24	RK-001136	N/A	N/A	Sep. 05, 2023~ Sep. 15, 2023	N/A	Radiation (03CH16-HY)
Controller	ChainTek	3000-1	N/A	Control Turn table & Ant Mast	N/A	Sep. 05, 2023~ Sep. 15, 2023	N/A	Radiation (03CH16-HY)
Antenna Mast	ChainTek	MBS-520-1	N/A	1m~4m	N/A	Sep. 05, 2023~ Sep. 15, 2023	N/A	Radiation (03CH16-HY)
Turn Table	ChainTek	T-200-S-1	N/A	0~360 Degree	N/A	Sep. 05, 2023~ Sep. 15, 2023	N/A	Radiation (03CH16-HY)
Radio Communication Analyzer	Anritsu	MT8821C	6262025353	LTE FDD/TDD LTE-2CC DLCA/ULCA	Oct. 13, 2022	Sep. 18, 2023	Oct. 12, 2023	Conducted (TH03-HY)
Coupler	Warison	20dB 25W SMA Directional Coupler	#B	1-18GHz	Jan. 06, 2023	Sep. 18, 2023	Jan. 05, 2024	Conducted (TH03-HY)



6 Measurement Uncertainty

Uncertainty of Radiated Emission Measurement (30 MHz ~ 1000 MHz)

Measuring Uncertainty for a Level of Confidence of 95% ($U = 2Uc(y)$)	3.09 dB
---	---------

Uncertainty of Radiated Emission Measurement (1 GHz ~ 18 GHz)

Measuring Uncertainty for a Level of Confidence of 95% ($U = 2Uc(y)$)	3.55 dB
---	---------

Uncertainty of Radiated Emission Measurement (18 GHz ~ 40 GHz)

Measuring Uncertainty for a Level of Confidence of 95% ($U = 2Uc(y)$)	4.02 dB
---	---------



Appendix A. Test Results of Conducted Test

Conducted Output Power(Average power & ERP/EIRP)

LTE Band 2 Maximum Average Power [dBm] (GT - LC = 0.13 dB)								
BW [MHz]	RB Size	RB Offset	Mod	Lowest	Middle	Highest	EIRP (dBm)	EIRP (W)
20	1	0	QPSK	22.71	22.85	22.63	22.98	0.1986
20	1	49		22.70	22.73	22.68		
20	1	99		22.65	22.63	22.63		
20	50	0		21.72	21.79	21.69		
20	50	24		21.73	21.79	21.72		
20	50	50		21.70	21.73	21.72		
20	100	0		21.71	21.77	21.67		
20	1	0	16-QAM	21.95	22.03	21.92	22.16	0.1644
20	1	49		22.00	21.97	21.92		
20	1	99		21.91	21.83	21.82		
20	50	0		20.74	20.82	20.69		
20	50	24		20.75	20.80	20.73		
20	50	50		20.70	20.75	20.70		
20	100	0		20.71	20.78	20.68		
Limit	EIRP < 2W			Result			Pass	

LTE Band 2 Maximum Average Power [dBm] (GT - LC = 0.13 dB)								
BW [MHz]	RB Size	RB Offset	Mod	Lowest	Middle	Highest	EIRP (dBm)	EIRP (W)
15	1	0	QPSK	22.72	22.80	22.66	22.93	0.1963
15	1	37		22.69	22.74	22.57		
15	1	74		22.66	22.70	22.58		
15	36	0		21.73	21.82	21.73		
15	36	20		21.77	21.85	21.75		
15	36	39		21.70	21.79	21.64		
15	75	0		21.72	21.80	21.75		
15	1	0	16-QAM	22.00	22.07	21.95	22.20	0.1660
15	1	37		22.02	22.02	21.83		
15	1	74		21.90	21.99	21.86		
15	36	0		20.74	20.83	20.71		
15	36	20		20.77	20.83	20.77		
15	36	39		20.71	20.76	20.63		
15	75	0		20.74	20.79	20.75		
Limit	EIRP < 2W			Result			Pass	



LTE Band 2 Maximum Average Power [dBm] (GT - LC = 0.13 dB)								
BW [MHz]	RB Size	RB Offset	Mod	Lowest	Middle	Highest	EIRP (dBm)	EIRP (W)
10	1	0	QPSK	22.76	22.80	22.75	22.93	0.1963
10	1	25		22.71	22.76	22.67		
10	1	49		22.67	22.78	22.64		
10	25	0		21.73	21.84	21.78		
10	25	12		21.74	21.82	21.70		
10	25	25		21.72	21.83	21.66		
10	50	0		21.73	21.83	21.76		
10	1	0	16-QAM	22.00	22.06	22.00	22.19	0.1656
10	1	25		22.01	22.04	21.90		
10	1	49		21.99	22.01	21.90		
10	25	0		20.73	20.83	20.75		
10	25	12		20.76	20.84	20.69		
10	25	25		20.74	20.79	20.64		
10	50	0		20.73	20.82	20.78		
Limit	EIRP < 2W			Result			Pass	

LTE Band 2 Maximum Average Power [dBm] (GT - LC = 0.13 dB)								
BW [MHz]	RB Size	RB Offset	Mod	Lowest	Middle	Highest	EIRP (dBm)	EIRP (W)
5	1	0	QPSK	22.73	22.81	22.64	22.96	0.1977
5	1	12		22.68	22.80	22.69		
5	1	24		22.70	22.83	22.63		
5	12	0		21.69	21.78	21.66		
5	12	7		21.71	21.80	21.68		
5	12	13		21.69	21.77	21.65		
5	25	0		21.68	21.79	21.65		
5	1	0	16-QAM	21.96	22.03	21.85	22.16	0.1644
5	1	12		21.96	22.03	21.91		
5	1	24		21.94	21.99	21.89		
5	12	0		20.70	20.80	20.67		
5	12	7		20.72	20.83	20.72		
5	12	13		20.71	20.81	20.68		
5	25	0		20.70	20.81	20.64		
Limit	EIRP < 2W			Result			Pass	



LTE Band 2 Maximum Average Power [dBm] (GT - LC = 0.13 dB)								
BW [MHz]	RB Size	RB Offset	Mod	Lowest	Middle	Highest	EIRP (dBm)	EIRP (W)
3	1	0	QPSK	22.69	22.83	22.65	22.96	0.1977
3	1	8		22.70	22.80	22.66		
3	1	14		22.68	22.80	22.66		
3	8	0		21.66	21.79	21.65		
3	8	4		21.72	21.80	21.72		
3	8	7		21.68	21.79	21.65		
3	15	0		21.68	21.78	21.67		
3	1	0	16-QAM	21.91	22.00	21.85	22.16	0.1644
3	1	8		21.96	22.03	21.91		
3	1	14		21.91	21.97	21.89		
3	8	0		20.73	20.84	20.72		
3	8	4		20.75	20.87	20.75		
3	8	7		20.73	20.83	20.71		
3	15	0		20.69	20.79	20.69		
Limit	EIRP < 2W			Result			Pass	

LTE Band 2 Maximum Average Power [dBm] (GT - LC = 0.13 dB)								
BW [MHz]	RB Size	RB Offset	Mod	Lowest	Middle	Highest	EIRP (dBm)	EIRP (W)
1.4	1	0	QPSK	22.55	22.68	22.58	22.90	0.1950
1.4	1	3		22.62	22.74	22.63		
1.4	1	5		22.57	22.68	22.55		
1.4	3	0		22.64	22.74	22.61		
1.4	3	1		22.68	22.77	22.66		
1.4	3	3		22.65	22.75	22.61		
1.4	6	0		21.60	21.70	21.57		
1.4	1	0	16-QAM	21.84	21.92	21.80	22.13	0.1633
1.4	1	3		21.92	22.00	21.91		
1.4	1	5		21.85	21.92	21.83		
1.4	3	0		21.63	21.74	21.62		
1.4	3	1		21.70	21.78	21.67		
1.4	3	3		21.63	21.73	21.61		
1.4	6	0		20.67	20.79	20.66		
Limit	EIRP < 2W			Result			Pass	



LTE Band 25 Maximum Average Power [dBm] (GT - LC = 1.34 dB)								
BW [MHz]	RB Size	RB Offset	Mod	Lowest	Middle	Highest	EIRP (dBm)	EIRP (W)
20	1	0	QPSK	22.58	22.87	22.71	24.21	0.2636
20	1	49		22.54	22.73	22.64		
20	1	99		22.57	22.70	22.62		
20	50	0		21.53	21.70	21.74		
20	50	24		21.57	21.74	21.69		
20	50	50		21.57	21.68	21.66		
20	100	0		21.56	21.71	21.73		
20	1	0	16-QAM	21.82	21.99	21.96	23.33	0.2153
20	1	49		21.84	21.93	21.85		
20	1	99		21.82	21.94	21.84		
20	50	0		20.56	20.72	20.76		
20	50	24		20.62	20.75	20.70		
20	50	50		20.57	20.73	20.67		
20	100	0		20.56	20.72	20.77		
Limit	EIRP < 2W			Result			Pass	

LTE Band 25 Maximum Average Power [dBm] (GT - LC = 1.34 dB)								
BW [MHz]	RB Size	RB Offset	Mod	Lowest	Middle	Highest	EIRP (dBm)	EIRP (W)
15	1	0	QPSK	22.51	22.69	22.61	24.03	0.2529
15	1	37		22.55	22.69	22.63		
15	1	74		22.44	22.64	22.58		
15	36	0		21.55	21.74	21.68		
15	36	20		21.62	21.77	21.72		
15	36	39		21.55	21.73	21.68		
15	75	0		21.58	21.75	21.69		
15	1	0	16-QAM	21.79	21.96	21.87	23.31	0.2143
15	1	37		21.83	21.97	21.88		
15	1	74		21.72	21.93	21.87		
15	36	0		20.57	20.74	20.67		
15	36	20		20.62	20.78	20.71		
15	36	39		20.57	20.75	20.70		
15	75	0		20.58	20.74	20.70		
Limit	EIRP < 2W			Result			Pass	



LTE Band 25 Maximum Average Power [dBm] (GT - LC = 1.34 dB)								
BW [MHz]	RB Size	RB Offset	Mod	Lowest	Middle	Highest	EIRP (dBm)	EIRP (W)
10	1	0	QPSK	22.63	22.82	22.76	24.16	0.2606
10	1	25		22.55	22.80	22.72		
10	1	49		22.56	22.79	22.74		
10	25	0		21.54	21.74	21.70		
10	25	12		21.54	21.74	21.72		
10	25	25		21.53	21.72	21.70		
10	50	0		21.53	21.73	21.70		
10	1	0	16-QAM	21.90	22.06	21.91	23.40	0.2188
10	1	25		21.81	21.95	21.94		
10	1	49		21.85	22.01	21.90		
10	25	0		20.55	20.75	20.70		
10	25	12		20.59	20.78	20.74		
10	25	25		20.54	20.73	20.69		
10	50	0		20.56	20.74	20.70		
Limit	EIRP < 2W			Result			Pass	

LTE Band 25 Maximum Average Power [dBm] (GT - LC = 1.34 dB)								
BW [MHz]	RB Size	RB Offset	Mod	Lowest	Middle	Highest	EIRP (dBm)	EIRP (W)
5	1	0	QPSK	22.53	22.80	22.67	24.15	0.2600
5	1	12		22.54	22.81	22.69		
5	1	24		22.46	22.71	22.66		
5	12	0		21.50	21.72	21.69		
5	12	7		21.52	21.73	21.72		
5	12	13		21.49	21.70	21.66		
5	25	0		21.49	21.71	21.69		
5	1	0	16-QAM	21.77	21.92	21.91	23.31	0.2143
5	1	12		21.79	21.97	21.97		
5	1	24		21.74	21.90	21.84		
5	12	0		20.52	20.72	20.71		
5	12	7		20.57	20.76	20.72		
5	12	13		20.51	20.71	20.68		
5	25	0		20.51	20.72	20.68		
Limit	EIRP < 2W			Result			Pass	



LTE Band 25 Maximum Average Power [dBm] (GT - LC = 1.34 dB)								
BW [MHz]	RB Size	RB Offset	Mod	Lowest	Middle	Highest	EIRP (dBm)	EIRP (W)
3	1	0	QPSK	22.50	22.76	22.74	24.12	0.2582
3	1	8		22.52	22.78	22.71		
3	1	14		22.48	22.76	22.67		
3	8	0		21.51	21.72	21.70		
3	8	4		21.56	21.76	21.72		
3	8	7		21.50	21.73	21.71		
3	15	0		21.52	21.73	21.71		
3	1	0	16-QAM	21.74	21.92	21.90	23.31	0.2143
3	1	8		21.80	21.97	21.94		
3	1	14		21.74	21.93	21.86		
3	8	0		20.58	20.79	20.75		
3	8	4		20.62	20.82	20.80		
3	8	7		20.56	20.77	20.76		
3	15	0		20.52	20.75	20.73		
Limit	EIRP < 2W			Result			Pass	

LTE Band 25 Maximum Average Power [dBm] (GT - LC = 1.34 dB)								
BW [MHz]	RB Size	RB Offset	Mod	Lowest	Middle	Highest	EIRP (dBm)	EIRP (W)
1.4	1	0	QPSK	22.42	22.64	22.58	24.12	0.2582
1.4	1	3		22.52	22.73	22.65		
1.4	1	5		22.43	22.65	22.56		
1.4	3	0		22.46	22.71	22.63		
1.4	3	1		22.54	22.78	22.68		
1.4	3	3		22.48	22.73	22.65		
1.4	6	0		21.45	21.66	21.63		
1.4	1	0	16-QAM	21.68	21.90	21.85	23.32	0.2148
1.4	1	3		21.79	21.98	21.92		
1.4	1	5		21.70	21.90	21.83		
1.4	3	0		21.49	21.69	21.67		
1.4	3	1		21.54	21.74	21.70		
1.4	3	3		21.49	21.69	21.62		
1.4	6	0		20.53	20.75	20.70		
Limit	EIRP < 2W			Result			Pass	



LTE Band 4 Maximum Average Power [dBm] (GT - LC = 0.17 dB)								
BW [MHz]	RB Size	RB Offset	Mod	Lowest	Middle	Highest	EIRP (dBm)	EIRP (W)
20	1	0	QPSK	22.38	22.62	22.49	22.79	0.1901
20	1	49		22.37	22.42	22.48		
20	1	99		22.38	22.35	22.42		
20	50	0		21.42	21.51	21.55		
20	50	24		21.56	21.53	21.54		
20	50	50		21.50	21.47	21.54		
20	100	0		21.52	21.50	21.52		
20	1	0	16-QAM	21.67	21.78	21.80	21.97	0.1574
20	1	49		21.65	21.75	21.77		
20	1	99		21.71	21.67	21.73		
20	50	0		20.44	20.54	20.56		
20	50	24		20.55	20.54	20.57		
20	50	50		20.50	20.50	20.53		
20	100	0		20.51	20.50	20.55		
Limit	EIRP < 1W			Result			Pass	

LTE Band 4 Maximum Average Power [dBm] (GT - LC = 0.17 dB)								
BW [MHz]	RB Size	RB Offset	Mod	Lowest	Middle	Highest	EIRP (dBm)	EIRP (W)
15	1	0	QPSK	22.40	22.49	22.51	22.68	0.1854
15	1	37		22.39	22.47	22.51		
15	1	74		22.42	22.43	22.44		
15	36	0		21.44	21.53	21.59		
15	36	20		21.57	21.57	21.63		
15	36	39		21.51	21.52	21.56		
15	75	0		21.53	21.54	21.57		
15	1	0	16-QAM	21.67	21.82	21.83	22.00	0.1585
15	1	37		21.70	21.78	21.82		
15	1	74		21.72	21.71	21.77		
15	36	0		20.45	20.57	20.58		
15	36	20		20.58	20.56	20.58		
15	36	39		20.52	20.52	20.58		
15	75	0		20.54	20.55	20.57		
Limit	EIRP < 1W			Result			Pass	



LTE Band 4 Maximum Average Power [dBm] (GT - LC = 0.17 dB)								
BW [MHz]	RB Size	RB Offset	Mod	Lowest	Middle	Highest	EIRP (dBm)	EIRP (W)
10	1	0	QPSK	22.43	22.52	22.59	22.76	0.1888
10	1	25		22.45	22.51	22.58		
10	1	49		22.38	22.45	22.51		
10	25	0		21.48	21.57	21.62		
10	25	12		21.49	21.56	21.64		
10	25	25		21.45	21.53	21.60		
10	50	0		21.46	21.55	21.61		
10	1	0	16-QAM	21.71	21.86	21.85	22.03	0.1596
10	1	25		21.71	21.82	21.85		
10	1	49		21.66	21.75	21.80		
10	25	0		20.46	20.58	20.60		
10	25	12		20.48	20.58	20.62		
10	25	25		20.44	20.53	20.59		
10	50	0		20.47	20.55	20.62		
Limit	EIRP < 1W			Result			Pass	

LTE Band 4 Maximum Average Power [dBm] (GT - LC = 0.17 dB)								
BW [MHz]	RB Size	RB Offset	Mod	Lowest	Middle	Highest	EIRP (dBm)	EIRP (W)
5	1	0	QPSK	22.41	22.47	22.54	22.73	0.1875
5	1	12		22.40	22.50	22.56		
5	1	24		22.38	22.45	22.48		
5	12	0		21.45	21.55	21.59		
5	12	7		21.50	21.54	21.62		
5	12	13		21.46	21.52	21.56		
5	25	0		21.45	21.55	21.58		
5	1	0	16-QAM	21.65	21.77	21.81	22.02	0.1592
5	1	12		21.69	21.80	21.85		
5	1	24		21.66	21.76	21.79		
5	12	0		20.46	20.55	20.60		
5	12	7		20.48	20.57	20.64		
5	12	13		20.45	20.53	20.59		
5	25	0		20.43	20.54	20.57		
Limit	EIRP < 1W			Result			Pass	



LTE Band 4 Maximum Average Power [dBm] (GT - LC = 0.17 dB)								
BW [MHz]	RB Size	RB Offset	Mod	Lowest	Middle	Highest	EIRP (dBm)	EIRP (W)
3	1	0	QPSK	22.38	22.46	22.53	22.70	0.1862
3	1	8		22.40	22.48	22.53		
3	1	14		22.37	22.44	22.49		
3	8	0		21.46	21.55	21.59		
3	8	4		21.49	21.57	21.62		
3	8	7		21.44	21.53	21.58		
3	15	0		21.44	21.52	21.59		
3	1	0	16-QAM	21.62	21.76	21.80	22.02	0.1592
3	1	8		21.68	21.79	21.85		
3	1	14		21.62	21.72	21.78		
3	8	0		20.49	20.58	20.66		
3	8	4		20.52	20.63	20.69		
3	8	7		20.49	20.60	20.65		
3	15	0		20.47	20.54	20.63		
Limit	EIRP < 1W			Result			Pass	

LTE Band 4 Maximum Average Power [dBm] (GT - LC = 0.17 dB)								
BW [MHz]	RB Size	RB Offset	Mod	Lowest	Middle	Highest	EIRP (dBm)	EIRP (W)
1.4	1	0	QPSK	22.29	22.41	22.46	22.74	0.1879
1.4	1	3		22.37	22.48	22.54		
1.4	1	5		22.30	22.40	22.46		
1.4	3	0		22.37	22.45	22.52		
1.4	3	1		22.44	22.51	22.57		
1.4	3	3		22.37	22.45	22.51		
1.4	6	0		21.36	21.48	21.50		
1.4	1	0	16-QAM	21.59	21.70	21.75	22.00	0.1585
1.4	1	3		21.65	21.77	21.83		
1.4	1	5		21.57	21.70	21.75		
1.4	3	0		21.37	21.48	21.56		
1.4	3	1		21.42	21.52	21.59		
1.4	3	3		21.36	21.46	21.53		
1.4	6	0		20.41	20.54	20.61		
Limit	EIRP < 1W			Result			Pass	



LTE Band 5 Maximum Average Power [dBm] (GT - LC = 1.5 dB)								
BW [MHz]	RB Size	RB Offset	Mod	Lowest	Middle	Highest	ERP (dBm)	ERP (W)
10	1	0	QPSK	23.40	23.46	23.44	22.81	0.1910
10	1	25		23.37	23.39	23.39		
10	1	49		23.43	23.33	23.26		
10	25	0		22.40	22.44	22.43		
10	25	12		22.51	22.42	22.44		
10	25	25		22.48	22.38	22.39		
10	50	0		22.48	22.39	22.41		
10	1	0	16-QAM	22.63	22.68	22.66	22.03	0.1596
10	1	25		22.60	22.63	22.63		
10	1	49		22.59	22.56	22.48		
10	25	0		21.41	21.41	21.41		
10	25	12		21.50	21.43	21.41		
10	25	25		21.44	21.37	21.35		
10	50	0		21.50	21.41	21.40		
Limit	ERP < 7W			Result			Pass	

LTE Band 5 Maximum Average Power [dBm] (GT - LC = 1.5 dB)								
BW [MHz]	RB Size	RB Offset	Mod	Lowest	Middle	Highest	ERP (dBm)	ERP (W)
5	1	0	QPSK	23.38	23.40	23.33	22.75	0.1884
5	1	12		23.36	23.38	23.35		
5	1	24		23.33	23.33	23.10		
5	12	0		22.43	22.39	22.34		
5	12	7		22.40	22.39	22.36		
5	12	13		22.40	22.37	22.31		
5	25	0		22.38	22.39	22.36		
5	1	0	16-QAM	22.62	22.61	22.56	21.99	0.1581
5	1	12		22.64	22.61	22.54		
5	1	24		22.58	22.57	22.46		
5	12	0		21.39	21.41	21.34		
5	12	7		21.45	21.45	21.37		
5	12	13		21.38	21.36	21.33		
5	25	0		21.38	21.36	21.34		
Limit	ERP < 7W			Result			Pass	



LTE Band 5 Maximum Average Power [dBm] (GT - LC = 1.5 dB)								
BW [MHz]	RB Size	RB Offset	Mod	Lowest	Middle	Highest	ERP (dBm)	ERP (W)
3	1	0	QPSK	23.37	23.35	23.37	22.72	0.1871
3	1	8		23.34	23.37	23.32		
3	1	14		23.33	23.37	23.13		
3	8	0		22.39	22.39	22.35		
3	8	4		22.44	22.40	22.38		
3	8	7		22.36	22.37	22.34		
3	15	0		22.41	22.38	22.35		
3	1	0	16-QAM	22.65	22.60	22.54	22.00	0.1585
3	1	8		22.63	22.62	22.52		
3	1	14		22.59	22.60	22.46		
3	8	0		21.45	21.44	21.39		
3	8	4		21.47	21.44	21.41		
3	8	7		21.45	21.42	21.39		
3	15	0		21.40	21.40	21.36		
Limit	ERP < 7W			Result			Pass	

LTE Band 5 Maximum Average Power [dBm] (GT - LC = 1.5 dB)								
BW [MHz]	RB Size	RB Offset	Mod	Lowest	Middle	Highest	ERP (dBm)	ERP (W)
1.4	1	0	QPSK	23.28	23.27	23.18	22.76	0.1888
1.4	1	3		23.35	23.34	23.25		
1.4	1	5		23.26	23.25	23.15		
1.4	3	0		23.34	23.33	23.28		
1.4	3	1		23.40	23.41	23.35		
1.4	3	3		23.35	23.34	23.28		
1.4	6	0		22.34	22.29	22.26		
1.4	1	0	16-QAM	22.56	22.52	22.47	21.96	0.1570
1.4	1	3		22.61	22.61	22.51		
1.4	1	5		22.55	22.53	22.42		
1.4	3	0		22.34	22.31	22.28		
1.4	3	1		22.39	22.36	22.30		
1.4	3	3		22.34	22.29	22.26		
1.4	6	0		21.38	21.38	21.33		
Limit	ERP < 7W			Result			Pass	



LTE Band 7 Maximum Average Power [dBm] (GT - LC = 1.3 dB)								
BW [MHz]	RB Size	RB Offset	Mod	Lowest	Middle	Highest	EIRP (dBm)	EIRP (W)
20	1	0	QPSK	22.50	22.65	22.53	23.95	0.2483
20	1	49		22.47	22.57	22.48		
20	1	99		22.64	22.60	22.61		
20	50	0		21.52	21.58	21.62		
20	50	24		21.60	21.66	21.68		
20	50	50		21.64	21.73	21.60		
20	100	0		21.60	21.63	21.63		
20	1	0	16-QAM	21.78	21.83	21.85	23.22	0.2099
20	1	49		21.79	21.85	21.77		
20	1	99		21.89	21.92	21.87		
20	50	0		20.54	20.59	20.64		
20	50	24		20.60	20.68	20.69		
20	50	50		20.66	20.72	20.61		
20	100	0		20.60	20.62	20.64		
Limit	EIRP < 2W			Result			Pass	

LTE Band 7 Maximum Average Power [dBm] (GT - LC = 1.3 dB)								
BW [MHz]	RB Size	RB Offset	Mod	Lowest	Middle	Highest	EIRP (dBm)	EIRP (W)
15	1	0	QPSK	22.58	22.52	22.57	23.94	0.2477
15	1	37		22.63	22.58	22.49		
15	1	74		22.63	22.63	22.64		
15	36	0		21.63	21.62	21.65		
15	36	20		21.59	21.68	21.60		
15	36	39		21.63	21.71	21.63		
15	75	0		21.59	21.68	21.68		
15	1	0	16-QAM	21.88	21.81	21.88	23.32	0.2148
15	1	37		21.92	21.86	21.75		
15	1	74		21.89	22.02	21.91		
15	36	0		20.64	20.62	20.65		
15	36	20		20.62	20.69	20.60		
15	36	39		20.63	20.73	20.62		
15	75	0		20.60	20.68	20.69		
Limit	EIRP < 2W			Result			Pass	



LTE Band 7 Maximum Average Power [dBm] (GT - LC = 1.3 dB)								
BW [MHz]	RB Size	RB Offset	Mod	Lowest	Middle	Highest	EIRP (dBm)	EIRP (W)
10	1	0	QPSK	22.59	22.54	22.50	23.93	0.2472
10	1	25		22.62	22.63	22.56		
10	1	49		22.57	22.61	22.60		
10	25	0		21.62	21.61	21.54		
10	25	12		21.64	21.68	21.59		
10	25	25		21.59	21.70	21.61		
10	50	0		21.55	21.64	21.54		
10	1	0	16-QAM	21.85	21.81	21.76	23.24	0.2109
10	1	25		21.90	21.85	21.77		
10	1	49		21.86	21.94	21.86		
10	25	0		20.62	20.60	20.51		
10	25	12		20.66	20.65	20.58		
10	25	25		20.58	20.68	20.59		
10	50	0		20.59	20.64	20.54		
Limit	EIRP < 2W			Result			Pass	

LTE Band 7 Maximum Average Power [dBm] (GT - LC = 1.3 dB)								
BW [MHz]	RB Size	RB Offset	Mod	Lowest	Middle	Highest	EIRP (dBm)	EIRP (W)
5	1	0	QPSK	22.54	22.54	22.51	23.92	0.2466
5	1	12		22.60	22.58	22.54		
5	1	24		22.62	22.62	22.53		
5	12	0		21.60	21.60	21.50		
5	12	7		21.65	21.64	21.56		
5	12	13		21.64	21.62	21.56		
5	25	0		21.59	21.64	21.53		
5	1	0	16-QAM	21.86	21.80	21.73	23.21	0.2094
5	1	12		21.89	21.86	21.78		
5	1	24		21.91	21.89	21.79		
5	12	0		20.60	20.62	20.52		
5	12	7		20.66	20.68	20.58		
5	12	13		20.65	20.66	20.60		
5	25	0		20.63	20.60	20.52		
Limit	EIRP < 2W			Result			Pass	



LTE Band 12 Maximum Average Power [dBm] (GT - LC = 1.84 dB)								
BW [MHz]	RB Size	RB Offset	Mod	Lowest	Middle	Highest	ERP (dBm)	ERP (W)
10	1	0	QPSK	23.16	23.25	23.18	22.94	0.1968
10	1	25		23.20	23.21	23.19		
10	1	49		23.22	23.18	23.19		
10	25	0		22.28	22.25	22.19		
10	25	12		22.29	22.25	22.22		
10	25	25		22.27	22.23	22.21		
10	50	0		22.27	22.23	22.21		
10	1	0	16-QAM	22.44	22.35	22.42	22.21	0.1663
10	1	25		22.48	22.52	22.45		
10	1	49		22.52	22.44	22.50		
10	25	0		21.27	21.23	21.19		
10	25	12		21.31	21.27	21.22		
10	25	25		21.25	21.23	21.17		
10	50	0		21.26	21.24	21.20		
Limit	ERP < 3W			Result			Pass	

LTE Band 12 Maximum Average Power [dBm] (GT - LC = 1.84 dB)								
BW [MHz]	RB Size	RB Offset	Mod	Lowest	Middle	Highest	ERP (dBm)	ERP (W)
5	1	0	QPSK	23.16	23.18	23.10	22.92	0.1959
5	1	12		23.17	23.18	23.23		
5	1	24		23.21	23.15	23.23		
5	12	0		22.20	22.22	22.13		
5	12	7		22.22	22.25	22.27		
5	12	13		22.29	22.22	22.26		
5	25	0		22.29	22.20	22.17		
5	1	0	16-QAM	22.46	22.44	22.38	22.19	0.1656
5	1	12		22.46	22.50	22.47		
5	1	24		22.47	22.47	22.45		
5	12	0		21.20	21.24	21.14		
5	12	7		21.22	21.25	21.29		
5	12	13		21.29	21.23	21.23		
5	25	0		21.28	21.22	21.14		
Limit	ERP < 3W			Result			Pass	



LTE Band 12 Maximum Average Power [dBm] (GT - LC = 1.84 dB)								
BW [MHz]	RB Size	RB Offset	Mod	Lowest	Middle	Highest	ERP (dBm)	ERP (W)
3	1	0	QPSK	23.17	23.20	23.22	22.92	0.1959
3	1	8		23.18	23.18	23.20		
3	1	14		23.17	23.16	23.23		
3	8	0		22.19	22.21	22.26		
3	8	4		22.24	22.24	22.30		
3	8	7		22.18	22.21	22.26		
3	15	0		22.19	22.20	22.26		
3	1	0	16-QAM	22.48	22.43	22.48	22.19	0.1656
3	1	8		22.46	22.50	22.45		
3	1	14		22.44	22.45	22.47		
3	8	0		21.25	21.27	21.29		
3	8	4		21.29	21.29	21.33		
3	8	7		21.25	21.28	21.31		
3	15	0		21.22	21.23	21.27		
Limit	ERP < 3W			Result			Pass	

LTE Band 12 Maximum Average Power [dBm] (GT - LC = 1.84 dB)								
BW [MHz]	RB Size	RB Offset	Mod	Lowest	Middle	Highest	ERP (dBm)	ERP (W)
1.4	1	0	QPSK	23.10	23.09	23.11	22.92	0.1959
1.4	1	3		23.18	23.18	23.17		
1.4	1	5		23.10	23.10	23.13		
1.4	3	0		23.16	23.18	23.23		
1.4	3	1		23.21	23.20	23.20		
1.4	3	3		23.16	23.15	23.22		
1.4	6	0		22.12	22.14	22.17		
1.4	1	0	16-QAM	22.39	22.38	22.35	22.14	0.1637
1.4	1	3		22.45	22.45	22.43		
1.4	1	5		22.41	22.40	22.39		
1.4	3	0		22.18	22.17	22.19		
1.4	3	1		22.23	22.22	22.20		
1.4	3	3		22.17	22.18	22.18		
1.4	6	0		21.20	21.20	21.23		
Limit	ERP < 3W			Result			Pass	



LTE Band 13 Maximum Average Power [dBm] (GT - LC = 1.2 dB)								
BW [MHz]	RB Size	RB Offset	Mod	Lowest	Middle	Highest	ERP (dBm)	ERP (W)
10	1	0	QPSK		23.24		22.29	0.1694
10	1	25			23.23			
10	1	49			23.18			
10	25	0			22.28			
10	25	12			22.28			
10	25	25			22.27			
10	50	0			22.27			
10	1	0	16-QAM		22.39		21.62	0.1452
10	1	25			22.57			
10	1	49			22.48			
10	25	0			21.30			
10	25	12			21.29			
10	25	25			21.23			
10	50	0			21.30			
Limit	ERP < 3W			Result			Pass	

LTE Band 13 Maximum Average Power [dBm] (GT - LC = 1.2 dB)									
BW [MHz]	RB Size	RB Offset	Mod	Lowest	Middle	Highest	ERP (dBm)	ERP (W)	
5	1	0	QPSK		23.11	23.16	23.12	22.27	0.1687
5	1	12			23.19	23.22	23.10		
5	1	24			23.20	23.21	23.05		
5	12	0			22.22	22.29	22.16		
5	12	7			22.23	22.27	22.14		
5	12	13			22.27	22.26	22.12		
5	25	0			22.26	22.25	22.11		
5	1	0	16-QAM		22.31	22.42	22.42	21.60	0.1445
5	1	12			22.44	22.55	22.41		
5	1	24			22.51	22.49	22.39		
5	12	0			21.24	21.29	21.16		
5	12	7			21.28	21.31	21.17		
5	12	13			21.29	21.25	21.11		
5	25	0			21.30	21.28	21.14		
Limit	ERP < 3W			Result			Pass		



LTE Band 17 Maximum Average Power [dBm] (GT - LC = -0.1 dB)								
BW [MHz]	RB Size	RB Offset	Mod	Lowest	Middle	Highest	ERP (dBm)	ERP (W)
10	1	0	QPSK	23.20	23.22	23.13	20.97	0.1250
10	1	25		23.13	23.12	23.13		
10	1	49		23.13	23.13	23.16		
10	25	0		22.19	22.15	22.17		
10	25	12		22.20	22.17	22.17		
10	25	25		22.16	22.15	22.16		
10	50	0		22.16	22.13	22.14		
10	1	0	16-QAM	22.37	22.37	22.39	20.20	0.1047
10	1	25		22.45	22.39	22.39		
10	1	49		22.34	22.31	22.31		
10	25	0		21.17	21.15	21.15		
10	25	12		21.21	21.18	21.17		
10	25	25		21.15	21.14	21.13		
10	50	0		21.18	21.17	21.17		
Limit	ERP < 3W			Result			Pass	

LTE Band 17 Maximum Average Power [dBm] (GT - LC = -0.1 dB)								
BW [MHz]	RB Size	RB Offset	Mod	Lowest	Middle	Highest	ERP (dBm)	ERP (W)
5	1	0	QPSK	23.15	23.09	23.17	20.96	0.1247
5	1	12		23.16	23.09	23.21		
5	1	24		23.10	23.11	23.18		
5	12	0		22.17	22.14	22.19		
5	12	7		22.21	22.16	22.23		
5	12	13		22.16	22.13	22.13		
5	25	0		22.16	22.14	22.23		
5	1	0	16-QAM	22.38	22.38	22.41	20.16	0.1038
5	1	12		22.41	22.40	22.40		
5	1	24		22.40	22.32	22.36		
5	12	0		21.17	21.16	21.17		
5	12	7		21.24	21.17	21.22		
5	12	13		21.19	21.13	21.17		
5	25	0		21.17	21.13	21.19		
Limit	ERP < 3W			Result			Pass	



LTE Band 26 Maximum Average Power [dBm] (GT - LC = 1.5 dB)								
BW [MHz]	RB Size	RB Offset	Mod	Lowest	Middle	Highest	ERP (dBm)	ERP (W)
15	1	0	QPSK	23.39	23.09	23.23	22.74	0.1879
15	1	37		23.27	23.17	23.21		
15	1	74		23.25	23.21	23.24		
15	36	0		22.32	22.28	22.23		
15	36	20		22.33	22.45	22.31		
15	36	39		22.31	22.17	22.24		
15	75	0		22.32	22.31	22.30		
15	1	0	16-QAM	22.49	22.63	22.51	22.08	0.1614
15	1	37		22.57	22.73	22.53		
15	1	74		22.60	22.70	22.54		
15	36	0		21.36	21.25	21.22		
15	36	20		21.34	21.43	21.31		
15	36	39		21.28	21.51	21.23		
15	75	0		21.32	21.14	21.28		
Limit	ERP < 7W			Result			Pass	

LTE Band 26 Maximum Average Power [dBm] (GT - LC = 1.5 dB)								
BW [MHz]	RB Size	RB Offset	Mod	Lowest	Middle	Highest	ERP (dBm)	ERP (W)
10	1	0	QPSK	23.28	23.30	23.26	22.73	0.1875
10	1	25		23.36	23.35	23.29		
10	1	49		23.22	23.38	23.25		
10	25	0		22.34	22.28	22.27		
10	25	12		22.34	22.40	22.28		
10	25	25		22.39	22.38	22.36		
10	50	0		22.50	22.33	22.26		
10	1	0	16-QAM	22.62	22.44	22.55	22.02	0.1592
10	1	25		22.67	22.59	22.60		
10	1	49		22.59	22.49	22.51		
10	25	0		21.48	21.24	21.28		
10	25	12		21.43	21.31	21.28		
10	25	25		21.35	21.19	21.33		
10	50	0		21.49	21.28	21.27		
Limit	ERP < 7W			Result			Pass	



LTE Band 26 Maximum Average Power [dBm] (GT - LC = 1.5 dB)								
BW [MHz]	RB Size	RB Offset	Mod	Lowest	Middle	Highest	ERP (dBm)	ERP (W)
5	1	0	QPSK	23.23	23.20	23.27	22.72	0.1871
5	1	12		23.37	23.22	23.30		
5	1	24		23.35	23.12	23.28		
5	12	0		22.22	22.24	22.32		
5	12	7		22.30	22.21	22.34		
5	12	13		22.45	22.34	22.32		
5	25	0		22.32	22.25	22.33		
5	1	0	16-QAM	22.61	22.51	22.56	22.02	0.1592
5	1	12		22.55	22.59	22.54		
5	1	24		22.67	22.41	22.48		
5	12	0		21.35	21.27	21.32		
5	12	7		21.37	21.39	21.34		
5	12	13		21.41	21.28	21.29		
5	25	0		21.39	21.39	21.31		
Limit	ERP < 7W			Result			Pass	

LTE Band 26 Maximum Average Power [dBm] (GT - LC = 1.5 dB)								
BW [MHz]	RB Size	RB Offset	Mod	Lowest	Middle	Highest	ERP (dBm)	ERP (W)
3	1	0	QPSK	23.27	23.31	23.31	22.66	0.1845
3	1	8		23.21	23.28	23.27		
3	1	14		23.18	23.26	23.30		
3	8	0		22.38	22.31	22.33		
3	8	4		22.39	22.37	22.35		
3	8	7		22.25	22.33	22.31		
3	15	0		22.36	22.25	22.34		
3	1	0	16-QAM	22.49	22.51	22.53	21.98	0.1578
3	1	8		22.50	22.63	22.55		
3	1	14		22.44	22.62	22.50		
3	8	0		21.35	21.46	21.38		
3	8	4		21.42	21.34	21.41		
3	8	7		21.36	21.46	21.38		
3	15	0		21.45	21.34	21.34		
Limit	ERP < 7W			Result			Pass	



LTE Band 26 Maximum Average Power [dBm] (GT - LC = 1.5 dB)								
BW [MHz]	RB Size	RB Offset	Mod	Lowest	Middle	Highest	ERP (dBm)	ERP (W)
1.4	1	0	QPSK	23.21	23.15	23.18	22.74	0.1879
1.4	1	3		23.36	23.29	23.25		
1.4	1	5		23.27	23.23	23.16		
1.4	3	0		23.38	23.16	23.23		
1.4	3	1		23.39	23.39	23.29		
1.4	3	3		23.28	23.29	23.25		
1.4	6	0		22.26	22.27	22.24		
1.4	1	0	16-QAM	22.55	22.47	22.46	22.01	0.1589
1.4	1	3		22.66	22.55	22.53		
1.4	1	5		22.38	22.54	22.42		
1.4	3	0		22.36	22.33	22.24		
1.4	3	1		22.38	22.24	22.30		
1.4	3	3		22.34	22.24	22.24		
1.4	6	0		21.36	21.39	21.34		
Limit	ERP < 7W			Result			Pass	

LTE Band 38 Maximum Average Power [dBm] (GT - LC = 0.2 dB)								
BW [MHz]	RB Size	RB Offset	Mod	Lowest	Middle	Highest	EIRP (dBm)	EIRP (W)
20	1	0	QPSK	22.49	22.58	22.41	22.78	0.1897
20	1	49		22.47	22.44	22.48		
20	1	99		22.43	22.51	22.55		
20	50	0		21.53	21.53	21.57		
20	50	24		21.57	21.56	21.60		
20	50	50		21.50	21.58	21.62		
20	100	0		21.56	21.56	21.58		
20	1	0	16-QAM	21.62	21.58	21.52	21.82	0.1521
20	1	49		21.59	21.53	21.56		
20	1	99		21.52	21.59	21.61		
20	50	0		20.60	20.56	20.60		
20	50	24		20.63	20.61	20.62		
20	50	50		20.58	20.63	20.66		
20	100	0		20.59	20.59	20.62		
Limit	EIRP < 2W			Result			Pass	



LTE Band 38 Maximum Average Power [dBm] (GT - LC = 0.2 dB)								
BW [MHz]	RB Size	RB Offset	Mod	Lowest	Middle	Highest	EIRP (dBm)	EIRP (W)
15	1	0	QPSK	22.41	22.50	22.33	22.70	0.1862
15	1	37		22.40	22.41	22.42		
15	1	74		22.34	22.46	22.48		
15	36	0		21.46	21.50	21.50		
15	36	20		21.49	21.48	21.50		
15	36	39		21.46	21.50	21.58		
15	75	0		21.52	21.53	21.54		
15	1	0	16-QAM	21.55	21.51	21.47	21.75	0.1496
15	1	37		21.49	21.50	21.46		
15	1	74		21.42	21.53	21.51		
15	36	0		20.54	20.48	20.55		
15	36	20		20.58	20.57	20.55		
15	36	39		20.49	20.59	20.58		
15	75	0		20.55	20.50	20.56		
Limit	EIRP < 2W			Result			Pass	

LTE Band 38 Maximum Average Power [dBm] (GT - LC = 0.2 dB)								
BW [MHz]	RB Size	RB Offset	Mod	Lowest	Middle	Highest	EIRP (dBm)	EIRP (W)
10	1	0	QPSK	22.43	22.51	22.37	22.71	0.1866
10	1	25		22.37	22.40	22.45		
10	1	49		22.37	22.42	22.46		
10	25	0		21.48	21.48	21.53		
10	25	12		21.54	21.48	21.56		
10	25	25		21.43	21.51	21.55		
10	50	0		21.52	21.53	21.51		
10	1	0	16-QAM	21.56	21.51	21.46	21.78	0.1507
10	1	25		21.52	21.50	21.53		
10	1	49		21.43	21.50	21.58		
10	25	0		20.57	20.53	20.56		
10	25	12		20.53	20.58	20.52		
10	25	25		20.54	20.58	20.63		
10	50	0		20.49	20.49	20.54		
Limit	EIRP < 2W			Result			Pass	



LTE Band 38 Maximum Average Power [dBm] (GT - LC = 0.2 dB)								
BW [MHz]	RB Size	RB Offset	Mod	Lowest	Middle	Highest	EIRP (dBm)	EIRP (W)
5	1	0	QPSK	22.43	22.55	22.31	22.75	0.1884
5	1	12		22.44	22.35	22.39		
5	1	24		22.34	22.41	22.49		
5	12	0		21.50	21.49	21.47		
5	12	7		21.53	21.48	21.55		
5	12	13		21.47	21.51	21.59		
5	25	0		21.51	21.48	21.50		
5	1	0	16-QAM	21.57	21.54	21.48	21.78	0.1507
5	1	12		21.53	21.49	21.52		
5	1	24		21.42	21.53	21.58		
5	12	0		20.53	20.52	20.57		
5	12	7		20.55	20.58	20.52		
5	12	13		20.50	20.58	20.57		
5	25	0		20.53	20.54	20.58		
Limit	EIRP < 2W			Result			Pass	

LTE Band 41 Maximum Average Power [dBm] (GT - LC = 1.6 dB)								
BW [MHz]	RB Size	RB Offset	Mod	Lowest	Middle	Highest	EIRP (dBm)	EIRP (W)
20	1	0	QPSK	22.73	22.75	23.04	24.64	0.2911
20	1	49		22.86	22.80	23.01		
20	1	99		22.94	22.90	22.99		
20	50	0		21.86	21.83	22.04		
20	50	24		21.90	21.85	22.08		
20	50	50		21.90	21.88	22.07		
20	100	0		21.85	21.85	22.08		
20	1	0	16-QAM	21.85	21.78	22.09	23.71	0.2350
20	1	49		21.83	21.81	22.08		
20	1	99		21.91	21.90	22.11		
20	50	0		20.88	20.84	21.06		
20	50	24		20.92	20.88	21.09		
20	50	50		20.94	20.89	21.10		
20	100	0		20.88	20.87	21.07		
Limit	EIRP < 2W			Result			Pass	



LTE Band 41 Maximum Average Power [dBm] (GT - LC = 1.6 dB)								
BW [MHz]	RB Size	RB Offset	Mod	Lowest	Middle	Highest	EIRP (dBm)	EIRP (W)
15	1	0	QPSK	22.71	22.68	22.96	24.58	0.2871
15	1	37		22.76	22.73	22.97		
15	1	74		22.87	22.83	22.98		
15	36	0		21.84	21.76	22.00		
15	36	20		21.86	21.76	22.04		
15	36	39		21.86	21.84	22.05		
15	75	0		21.77	21.78	21.99		
15	1	0	16-QAM	21.80	21.69	22.03	23.63	0.2307
15	1	37		21.82	21.73	22.03		
15	1	74		21.84	21.89	22.01		
15	36	0		20.86	20.78	20.96		
15	36	20		20.85	20.78	21.01		
15	36	39		20.87	20.81	21.07		
15	75	0		20.85	20.82	21.05		
Limit	EIRP < 2W			Result			Pass	

LTE Band 41 Maximum Average Power [dBm] (GT - LC = 1.6 dB)								
BW [MHz]	RB Size	RB Offset	Mod	Lowest	Middle	Highest	EIRP (dBm)	EIRP (W)
10	1	0	QPSK	22.71	22.69	23.00	24.60	0.2884
10	1	25		22.85	22.76	22.91		
10	1	49		22.85	22.80	22.95		
10	25	0		21.76	21.78	21.95		
10	25	12		21.86	21.84	21.98		
10	25	25		21.87	21.83	21.99		
10	50	0		21.76	21.75	22.04		
10	1	0	16-QAM	21.84	21.68	22.01	23.63	0.2307
10	1	25		21.79	21.71	21.98		
10	1	49		21.89	21.83	22.03		
10	25	0		20.82	20.75	21.04		
10	25	12		20.89	20.80	21.05		
10	25	25		20.90	20.86	21.09		
10	50	0		20.84	20.85	21.05		
Limit	EIRP < 2W			Result			Pass	



LTE Band 41 Maximum Average Power [dBm] (GT - LC = 1.6 dB)								
BW [MHz]	RB Size	RB Offset	Mod	Lowest	Middle	Highest	EIRP (dBm)	EIRP (W)
5	1	0	QPSK	22.70	22.71	22.96	24.58	0.2871
5	1	12		22.84	22.71	22.98		
5	1	24		22.87	22.87	22.93		
5	12	0		21.82	21.75	21.96		
5	12	7		21.85	21.75	22.06		
5	12	13		21.86	21.81	22.03		
5	25	0		21.80	21.84	22.05		
5	1	0	16-QAM	21.78	21.70	22.02	23.65	0.2317
5	1	12		21.74	21.77	21.99		
5	1	24		21.85	21.88	22.05		
5	12	0		20.80	20.83	20.96		
5	12	7		20.82	20.78	21.01		
5	12	13		20.84	20.81	21.05		
5	25	0		20.82	20.77	21.05		
Limit	EIRP < 2W			Result			Pass	

LTE Band 41(HPUE) Maximum Average Power [dBm] (GT - LC = 1.6 dB)								
BW [MHz]	RB Size	RB Offset	Mod	Lowest	Middle	Highest	EIRP (dBm)	EIRP (W)
20	1	0	QPSK	25.39	25.33	25.75	27.35	0.5433
20	1	49		25.43	25.38	25.67		
20	1	99		25.52	25.44	25.70		
20	50	0		24.47	24.45	24.68		
20	50	24		24.50	24.51	24.72		
20	50	50		24.50	24.49	24.71		
20	100	0		24.48	24.50	24.69		
20	1	0	16-QAM	24.58	24.58	24.80	26.46	0.4426
20	1	49		24.64	24.55	24.77		
20	1	99		24.70	24.69	24.86		
20	50	0		23.52	23.51	23.70		
20	50	24		23.53	23.54	23.72		
20	50	50		23.55	23.58	23.74		
20	100	0		23.54	23.50	23.70		
Limit	EIRP < 2W			Result			Pass	



LTE Band 41(HPUE) Maximum Average Power [dBm] (GT - LC = 1.6 dB)								
BW [MHz]	RB Size	RB Offset	Mod	Lowest	Middle	Highest	EIRP (dBm)	EIRP (W)
15	1	0	QPSK	25.40	25.44	25.58	27.27	0.5333
15	1	37		25.41	25.31	25.62		
15	1	74		25.55	25.47	25.67		
15	36	0		24.46	24.45	24.66		
15	36	20		24.49	24.50	24.71		
15	36	39		24.52	24.49	24.69		
15	75	0		24.50	24.47	24.70		
15	1	0	16-QAM	24.60	24.61	24.80	26.42	0.4385
15	1	37		24.63	24.51	24.72		
15	1	74		24.73	24.69	24.82		
15	36	0		23.43	23.45	23.63		
15	36	20		23.50	23.50	23.70		
15	36	39		23.51	23.46	23.69		
15	75	0		23.49	23.48	23.72		
Limit	EIRP < 2W			Result			Pass	

LTE Band 41(HPUE) Maximum Average Power [dBm] (GT - LC = 1.6 dB)								
BW [MHz]	RB Size	RB Offset	Mod	Lowest	Middle	Highest	EIRP (dBm)	EIRP (W)
10	1	0	QPSK	25.33	25.36	25.71	27.34	0.5420
10	1	25		25.40	25.37	25.68		
10	1	49		25.48	25.43	25.74		
10	25	0		24.43	24.45	24.69		
10	25	12		24.44	24.49	24.73		
10	25	25		24.49	24.51	24.70		
10	50	0		24.45	24.47	24.72		
10	1	0	16-QAM	24.58	24.58	24.84	26.45	0.4416
10	1	25		24.58	24.58	24.82		
10	1	49		24.65	24.71	24.85		
10	25	0		23.48	23.49	23.74		
10	25	12		23.53	23.53	23.76		
10	25	25		23.49	23.54	23.73		
10	50	0		23.49	23.52	23.73		
Limit	EIRP < 2W			Result			Pass	



LTE Band 41(HPUE) Maximum Average Power [dBm] (GT - LC = 1.6 dB)								
BW [MHz]	RB Size	RB Offset	Mod	Lowest	Middle	Highest	EIRP (dBm)	EIRP (W)
5	1	0	QPSK	25.36	25.40	25.71	27.31	0.5383
5	1	12		25.43	25.43	25.67		
5	1	24		25.42	25.41	25.68		
5	12	0		24.42	24.47	24.72		
5	12	7		24.47	24.47	24.74		
5	12	13		24.47	24.52	24.73		
5	25	0		24.41	24.45	24.68		
5	1	0	16-QAM	24.51	24.61	24.78	26.41	0.4375
5	1	12		24.60	24.60	24.81		
5	1	24		24.58	24.61	24.81		
5	12	0		23.45	23.50	23.73		
5	12	7		23.49	23.54	23.78		
5	12	13		23.45	23.49	23.76		
5	25	0		23.45	23.54	23.74		
Limit	EIRP < 2W			Result			Pass	

LTE Band 66 Maximum Average Power [dBm] (GT - LC = 1.89 dB)								
BW [MHz]	RB Size	RB Offset	Mod	Lowest	Middle	Highest	EIRP (dBm)	EIRP (W)
20	1	0	QPSK	22.43	22.69	22.68	24.58	0.2871
20	1	49		22.43	22.65	22.64		
20	1	99		22.29	22.50	22.52		
20	50	0		21.30	21.53	21.58		
20	50	24		21.29	21.49	21.54		
20	50	50		21.26	21.48	21.52		
20	100	0		21.29	21.50	21.55		
20	1	0	16-QAM	21.63	21.85	21.98	23.87	0.2438
20	1	49		21.74	21.91	21.98		
20	1	99		21.61	21.81	21.78		
20	50	0		20.33	20.55	20.59		
20	50	24		20.31	20.53	20.55		
20	50	50		20.29	20.50	20.55		
20	100	0		20.30	20.52	20.57		
Limit	EIRP < 1W			Result			Pass	



LTE Band 66 Maximum Average Power [dBm] (GT - LC = 1.89 dB)								
BW [MHz]	RB Size	RB Offset	Mod	Lowest	Middle	Highest	EIRP (dBm)	EIRP (W)
15	1	0	QPSK	22.35	22.57	22.64	24.56	0.2858
15	1	37		22.42	22.62	22.67		
15	1	74		22.31	22.51	22.52		
15	36	0		21.26	21.47	21.53		
15	36	20		21.34	21.56	21.60		
15	36	39		21.22	21.47	21.48		
15	75	0		21.26	21.50	21.53		
15	1	0	16-QAM	21.54	21.86	21.95	23.87	0.2438
15	1	37		21.72	21.93	21.98		
15	1	74		21.59	21.79	21.81		
15	36	0		20.25	20.49	20.53		
15	36	20		20.35	20.57	20.60		
15	36	39		20.23	20.45	20.48		
15	75	0		20.28	20.48	20.51		
Limit	EIRP < 1W			Result			Pass	

LTE Band 66 Maximum Average Power [dBm] (GT - LC = 1.89 dB)								
BW [MHz]	RB Size	RB Offset	Mod	Lowest	Middle	Highest	EIRP (dBm)	EIRP (W)
10	1	0	QPSK	22.37	22.58	22.64	24.53	0.2838
10	1	25		22.34	22.58	22.64		
10	1	49		22.30	22.52	22.52		
10	25	0		21.30	21.54	21.55		
10	25	12		21.27	21.50	21.53		
10	25	25		21.25	21.48	21.50		
10	50	0		21.28	21.51	21.52		
10	1	0	16-QAM	21.56	21.80	21.86	23.75	0.2371
10	1	25		21.61	21.83	21.83		
10	1	49		21.53	21.75	21.77		
10	25	0		20.30	20.51	20.55		
10	25	12		20.30	20.53	20.52		
10	25	25		20.25	20.48	20.51		
10	50	0		20.27	20.53	20.55		
Limit	EIRP < 1W			Result			Pass	



LTE Band 66 Maximum Average Power [dBm] (GT - LC = 1.89 dB)								
BW [MHz]	RB Size	RB Offset	Mod	Lowest	Middle	Highest	EIRP (dBm)	EIRP (W)
5	1	0	QPSK	22.22	22.41	22.44	24.53	0.2838
5	1	12		22.37	22.58	22.64		
5	1	24		22.16	22.38	22.40		
5	12	0		21.27	21.46	21.49		
5	12	7		21.35	21.55	21.56		
5	12	13		21.23	21.45	21.47		
5	25	0		21.26	21.49	21.48		
5	1	0	16-QAM	21.44	21.67	21.70	23.74	0.2366
5	1	12		21.59	21.82	21.85		
5	1	24		21.39	21.61	21.66		
5	12	0		20.26	20.50	20.50		
5	12	7		20.37	20.60	20.60		
5	12	13		20.24	20.48	20.50		
5	25	0		20.22	20.47	20.49		
Limit	EIRP < 1W			Result			Pass	

LTE Band 66 Maximum Average Power [dBm] (GT - LC = 1.89 dB)								
BW [MHz]	RB Size	RB Offset	Mod	Lowest	Middle	Highest	EIRP (dBm)	EIRP (W)
3	1	0	QPSK	22.25	22.43	22.47	24.47	0.2799
3	1	8		22.37	22.55	22.58		
3	1	14		22.20	22.41	22.45		
3	8	0		21.29	21.54	21.52		
3	8	4		21.37	21.60	21.60		
3	8	7		21.28	21.50	21.52		
3	15	0		21.28	21.53	21.52		
3	1	0	16-QAM	21.45	21.67	21.70	23.72	0.2355
3	1	8		21.60	21.79	21.83		
3	1	14		21.45	21.65	21.69		
3	8	0		20.37	20.58	20.60		
3	8	4		20.43	20.64	20.67		
3	8	7		20.32	20.57	20.57		
3	15	0		20.33	20.54	20.55		
Limit	EIRP < 1W			Result			Pass	



LTE Band 66 Maximum Average Power [dBm] (GT - LC = 1.89 dB)								
BW [MHz]	RB Size	RB Offset	Mod	Lowest	Middle	Highest	EIRP (dBm)	EIRP (W)
1.4	1	0	QPSK	22.22	22.45	22.44	24.49	0.2812
1.4	1	3		22.31	22.53	22.55		
1.4	1	5		22.21	22.44	22.46		
1.4	3	0		22.31	22.51	22.54		
1.4	3	1		22.37	22.58	22.60		
1.4	3	3		22.32	22.52	22.53		
1.4	6	0		21.26	21.51	21.53		
1.4	1	0	16-QAM	21.49	21.73	21.75	23.71	0.2350
1.4	1	3		21.56	21.80	21.82		
1.4	1	5		21.46	21.72	21.73		
1.4	3	0		21.29	21.53	21.53		
1.4	3	1		21.34	21.56	21.59		
1.4	3	3		21.26	21.51	21.55		
1.4	6	0		20.31	20.58	20.57		
Limit	EIRP < 1W			Result			Pass	

LTE Band 71 Maximum Average Power [dBm] (GT - LC = 1.09 dB)								
BW [MHz]	RB Size	RB Offset	Mod	Lowest	Middle	Highest	ERP (dBm)	ERP (W)
20	1	0	QPSK	23.33	23.40	23.31	22.34	0.1714
20	1	49		23.31	23.31	23.34		
20	1	99		23.35	23.27	23.21		
20	50	0		22.35	22.37	22.34		
20	50	24		22.45	22.34	22.36		
20	50	50		22.43	22.31	22.32		
20	100	0		22.39	22.31	22.35		
20	1	0	16-QAM	22.57	22.60	22.57	21.54	0.1426
20	1	49		22.52	22.56	22.56		
20	1	99		22.52	22.51	22.42		
20	50	0		21.32	21.33	21.32		
20	50	24		21.43	21.37	21.33		
20	50	50		21.35	21.31	21.29		
20	100	0		21.41	21.34	21.34		
Limit	ERP < 3W			Result			Pass	



LTE Band 71 Maximum Average Power [dBm] (GT - LC = 1.09 dB)								
BW [MHz]	RB Size	RB Offset	Mod	Lowest	Middle	Highest	ERP (dBm)	ERP (W)
15	1	0	QPSK	23.17	23.25	23.11	22.19	0.1656
15	1	37		23.13	23.12	23.14		
15	1	74		23.19	23.08	23.05		
15	36	0		22.22	22.26	22.18		
15	36	20		22.31	22.22	22.21		
15	36	39		22.28	22.17	22.19		
15	75	0		22.27	22.18	22.22		
15	1	0	16-QAM	22.46	22.46	22.44	21.40	0.1380
15	1	37		22.38	22.44	22.42		
15	1	74		22.39	22.33	22.31		
15	36	0		21.24	21.17	21.24		
15	36	20		21.24	21.26	21.24		
15	36	39		21.23	21.12	21.07		
15	75	0		21.26	21.23	21.24		
Limit	ERP < 3W			Result			Pass	

LTE Band 71 Maximum Average Power [dBm] (GT - LC = 1.09 dB)								
BW [MHz]	RB Size	RB Offset	Mod	Lowest	Middle	Highest	ERP (dBm)	ERP (W)
10	1	0	QPSK	23.12	23.22	23.16	22.16	0.1644
10	1	25		23.18	23.15	23.22		
10	1	49		23.18	23.13	23.06		
10	25	0		22.16	22.22	22.16		
10	25	12		22.30	22.26	22.22		
10	25	25		22.30	22.17	22.20		
10	50	0		22.31	22.19	22.25		
10	1	0	16-QAM	22.47	22.48	22.47	21.42	0.1387
10	1	25		22.38	22.43	22.43		
10	1	49		22.36	22.39	22.21		
10	25	0		21.18	21.12	21.20		
10	25	12		21.24	21.24	21.14		
10	25	25		21.23	21.15	21.13		
10	50	0		21.30	21.24	21.18		
Limit	ERP < 3W			Result			Pass	



LTE Band 71 Maximum Average Power [dBm] (GT - LC = 1.09 dB)								
BW [MHz]	RB Size	RB Offset	Mod	Lowest	Middle	Highest	ERP (dBm)	ERP (W)
5	1	0	QPSK	23.18	23.24	23.18	22.18	0.1652
5	1	12		23.15	23.22	23.15		
5	1	24		23.24	23.09	22.98		
5	12	0		22.21	22.15	22.17		
5	12	7		22.33	22.18	22.20		
5	12	13		22.29	22.20	22.19		
5	25	0		22.22	22.11	22.16		
5	1	0	16-QAM	22.43	22.46	22.45	21.40	0.1380
5	1	12		22.40	22.37	22.37		
5	1	24		22.34	22.30	22.23		
5	12	0		21.17	21.22	21.17		
5	12	7		21.26	21.26	21.23		
5	12	13		21.16	21.18	21.13		
5	25	0		21.28	21.12	21.15		
Limit	ERP < 3W			Result			Pass	



Appendix B. Test Results of Radiated Test

<Sample 1>

LTE Band 41

LTE Band 41 / 10MHz / QPSK									
Channel	Frequency (MHz)	EIRP (dBm)	Limit (dBm)	Margin (dB)	SPA Reading (dBm)	S.G. Power (dBm)	TX Cable loss (dB)	TX Antenna Gain (dBi)	Polarization (H/V)
Lowest	4993	-57.05	-25	-32.05	-46.96	-66.46	1.52	10.93	H
	7489	-49.42	-25	-24.42	-44.71	-58.74	1.94	11.26	H
	12482	-51.00	-25	-26.00	-53.28	-61.43	2.59	13.02	H
									H
									H
									H
									H
	4993	-55.10	-25	-30.10	-44.58	-64.51	1.52	10.93	V
	7489	-51.88	-25	-26.88	-47.03	-61.2	1.94	11.26	V
	12482	-54.88	-25	-29.88	-57.64	-65.31	2.59	13.02	V
									V
									V
									V
									V



Middle	5177	-60.72	-25	-35.72	-50.49	-70.52	1.56	11.35	H
	7765	-56.22	-25	-31.22	-52.23	-65.44	1.95	11.17	H
	12942	-52.94	-25	-27.94	-56.05	-62.69	2.59	12.34	H
									H
									H
									H
									H
	5177	-59.33	-25	-34.33	-48.97	-69.13	1.56	11.35	V
	7765	-58.69	-25	-33.69	-54.44	-67.91	1.95	11.17	V
	12942	-54.38	-25	-29.38	-58.12	-64.13	2.59	12.34	V
									V
									V
									V
									V
Highest	1587	-52.58	-42.15	-10.43	-65.00	-57.98	0.95	8.50	H
	2380	-37.26	-13	-24.26	-53.35	-44.41	1.04	10.34	H
	3173	-56.14	-13	-43.14	-76.00	-63.15	1.14	10.29	H
									H
									H
									H
									H
	1587	-55.15	-42.15	-13.00	-67.52	-60.55	0.95	8.50	V
	2380	-47.03	-13	-34.03	-63.10	-54.18	1.04	10.34	V
	3173	-56.14	-13	-43.14	-75.75	-63.15	1.14	10.29	V
									V
									V
									V
									V

Remark: Spurious emissions within 30-1000MHz were found more than 20dB below limit line.



<Sample 2>

LTE Band 12

LTE Band 12 / 10MHz / QPSK									
Channel	Frequency (MHz)	ERP (dBm)	Limit (dBm)	Margin (dB)	SPA Reading (dBm)	S.G. Power (dBm)	TX Cable loss (dB)	TX Antenna Gain (dBi)	Polarization (H/V)
Lowest	1399	-48.93	-13.00	-35.93	-60.63	-50.60	3.57	7.39	H
	2099	-36.91	-13.00	-23.91	-52.13	-40.07	4.40	9.71	H
	2798	-58.18	-13.00	-45.18	-75.71	-61.93	5.10	11.00	H
	3498	-52.64	-13.00	-39.64	-72.98	-57.16	5.74	12.40	H
									H
									H
									H
	1399	-50.10	-13.00	-37.10	-62.05	-51.77	3.57	7.39	V
	2099	-41.71	-13.00	-28.71	-56.73	-44.87	4.40	9.71	V
	2798	-58.25	-13.00	-45.25	-75.76	-62.00	5.10	11.00	V
									V
									V
									V
									V



Middle	1406	-53.95	-13.00	-40.95	-65.69	-55.64	3.58	7.42	H
	2109	-40.58	-13.00	-27.58	-55.88	-43.65	4.41	9.63	H
	2812	-57.66	-13.00	-44.66	-75.28	-61.40	5.11	11.00	H
									H
									H
									H
									H
	1406	-60.51	-13.00	-47.51	-72.49	-62.20	3.58	7.42	V
	2109	-45.72	-13.00	-32.72	-60.81	-48.79	4.41	9.63	V
	2812	-57.68	-13.00	-44.68	-75.28	-61.42	5.11	11.00	V
									V
									V
									V
									V
Highest	1413	-52.63	-13.00	-39.63	-64.43	-54.34	3.59	7.45	H
	2120	-36.86	-13.00	-23.86	-52.24	-39.83	4.42	9.54	H
	2826	-57.83	-13.00	-44.83	-75.54	-61.56	5.12	11.00	H
									H
									H
									H
									H
	1413	-59.49	-13.00	-46.49	-71.52	-61.20	3.59	7.45	V
	2120	-54.14	-13.00	-41.14	-69.29	-57.11	4.42	9.54	V
	2826	-58.08	-13.00	-45.08	-75.79	-61.81	5.12	11.00	V
									V
									V
									V
									V

Remark: Spurious emissions within 30-1000MHz were found more than 20dB below limit line.