





# Annex F. Photographs

## F.1 Test Sample

Sample Front	Sample Back
	
Tablet Display	Tablet Keyboard
	
Laptop Mode	
	

### F.2 Test positions

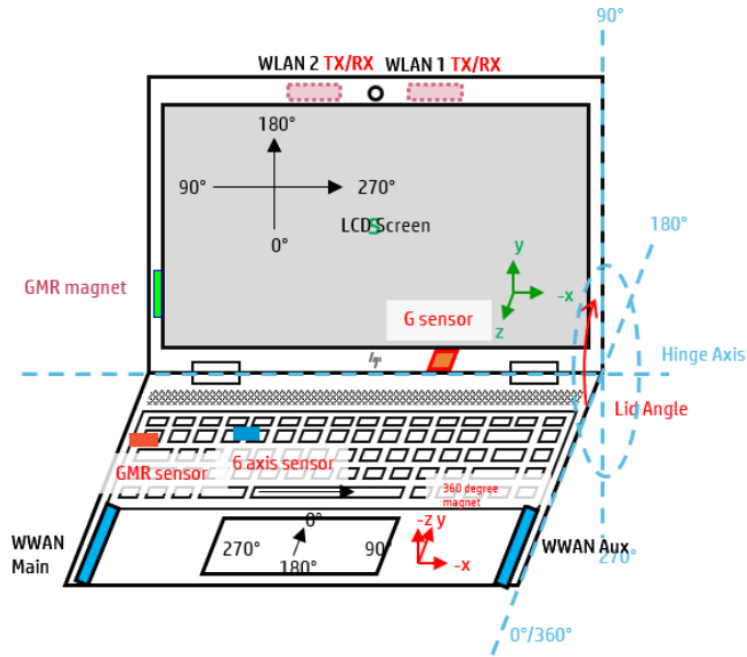
Top Edge	Back Face
	
Left Edge	Laptop
	

### F.3 Antenna host platform location and adjacent edge positions relative to the body

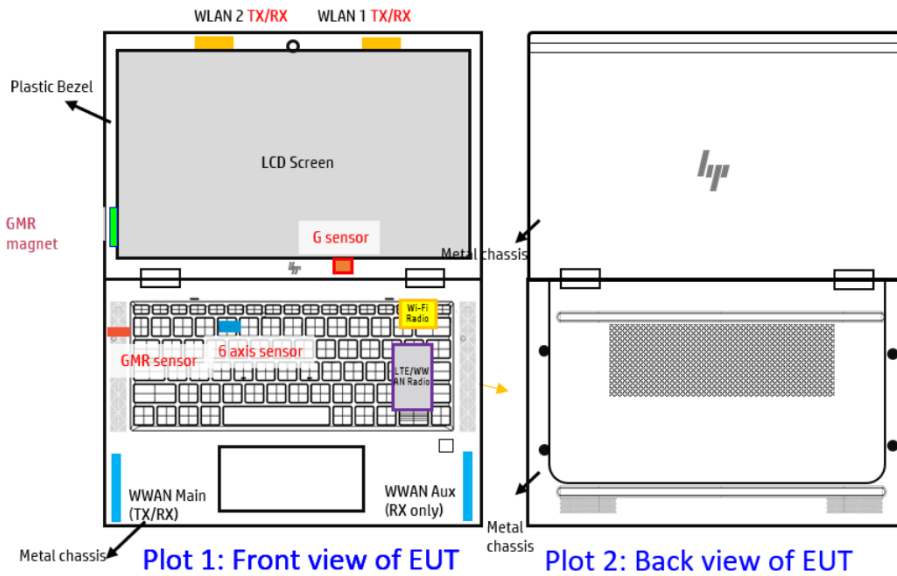
All information (diagrams, values and dimensions) in this section are provided by the manufacturer

<p style="text-align: center;"><b>Antenna Host Platform location</b></p>	<p style="text-align: center;"><b>Antenna Host Platform location - 2</b></p>
<p style="text-align: center;"><b>Tablet Mode – Distance to edges</b></p>	<p style="text-align: center;"><b>Laptop Mode</b></p>
<p style="text-align: center;"><b>Tablet Mode</b></p>	

The illustration of Lid angle



The illustration of Lid angle - 2



### F.4 Phantom liquid level during measurements

ELI phantom Body liquid SAR Dasy SPEAG MBBL600-6000V6 Batch - 160603-01

