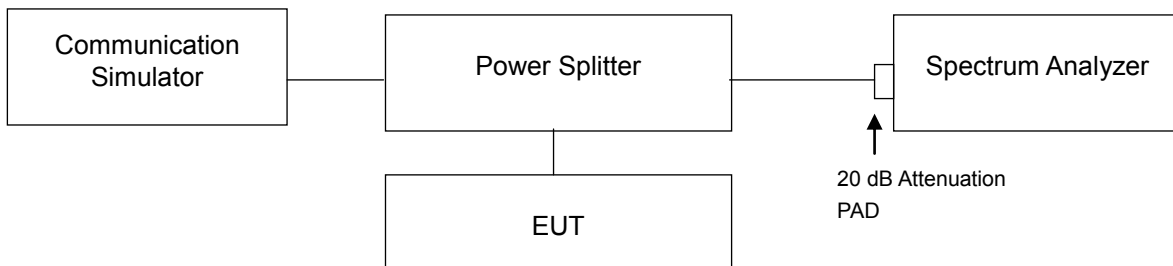


4.6 Conducted Spurious Emissions

4.6.1 Limits of Conducted Spurious Emissions Measurement

The power of any emission outside a licensee's frequency block shall be attenuated below the transmitter power (P) by at least $43 + 10 \log_{10}(P)$ dB. The limit of emission is equal to -13 dBm.

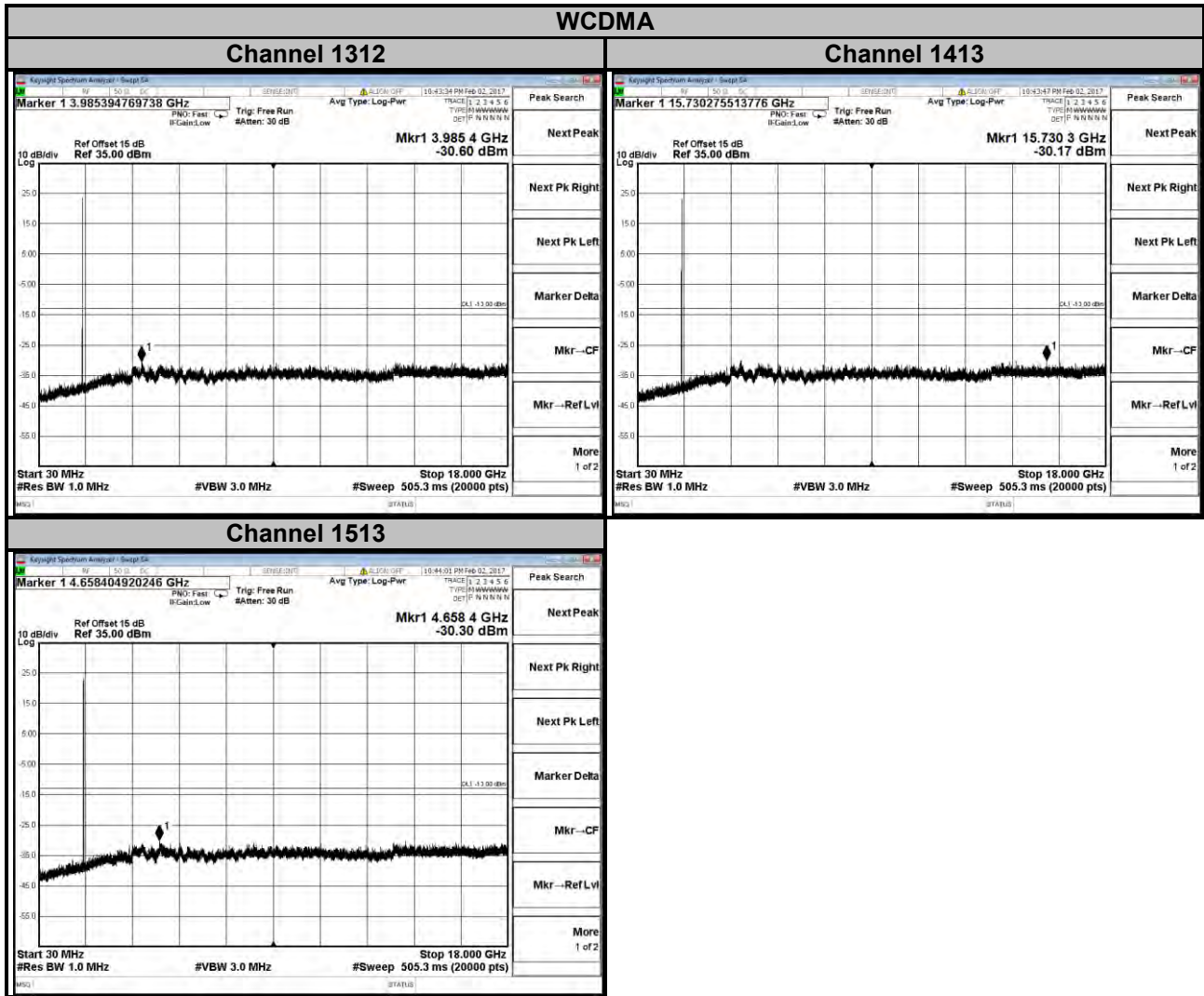
4.6.2 Test Setup



4.6.3 Test Procedure

- The EUT makes a phone call to the communication simulator. All measurements were done at low, middle and high operational frequency range.
- Measuring frequency range is from 30 MHz to 8 GHz for LTE Band 17 and from 30 MHz to 18 GHz for LTE Band 4. 10 dB attenuation pad is connected with spectrum. RBW=1 MHz and VBW=3 MHz are used for conducted emission measurement.

4.6.4 Test Results

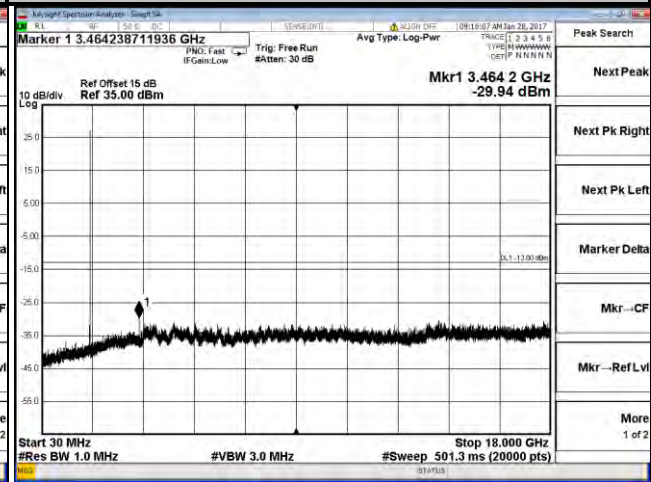
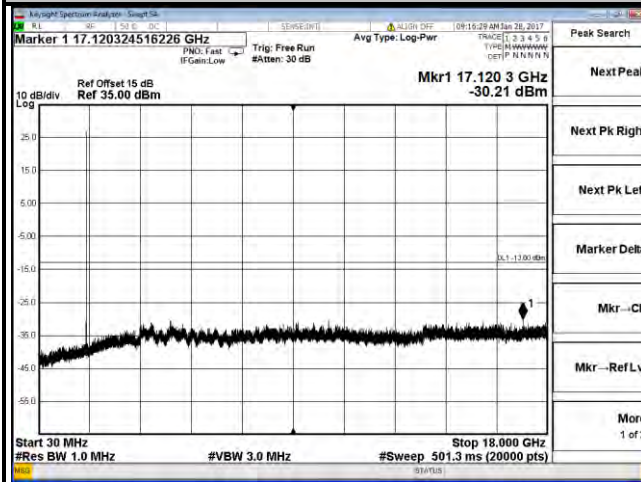


LTE Band 4

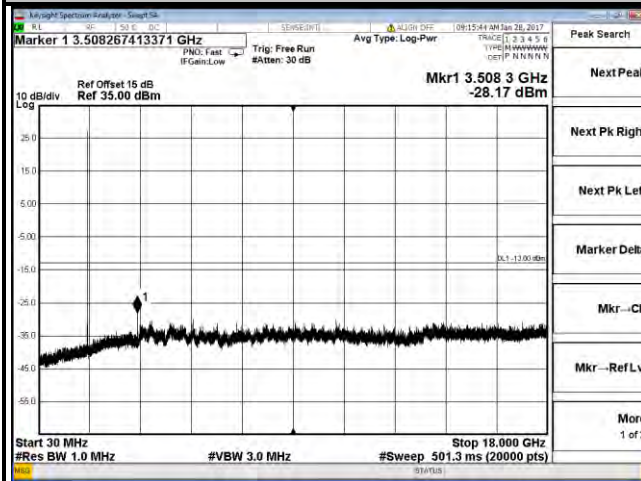
Channel Bandwidth: 1.4 MHz

Channel 1957

Channel 17175



Channel 20393

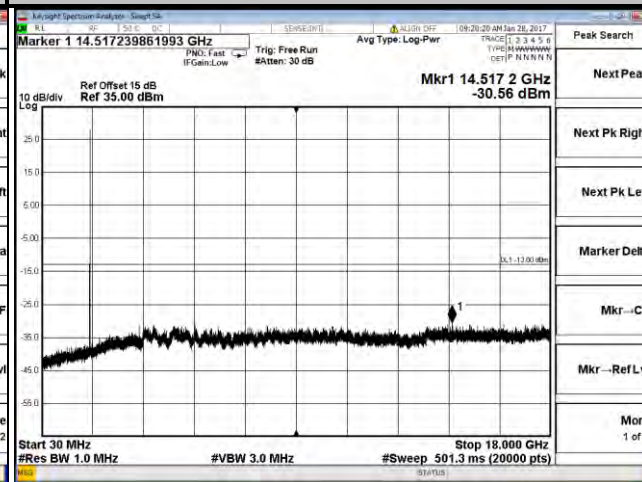
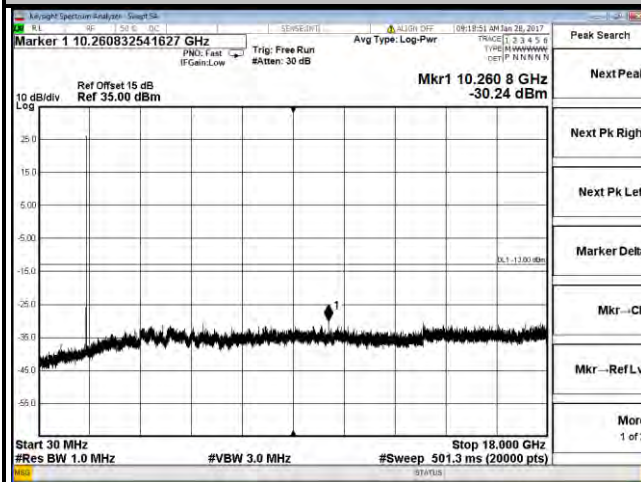


LTE Band 4

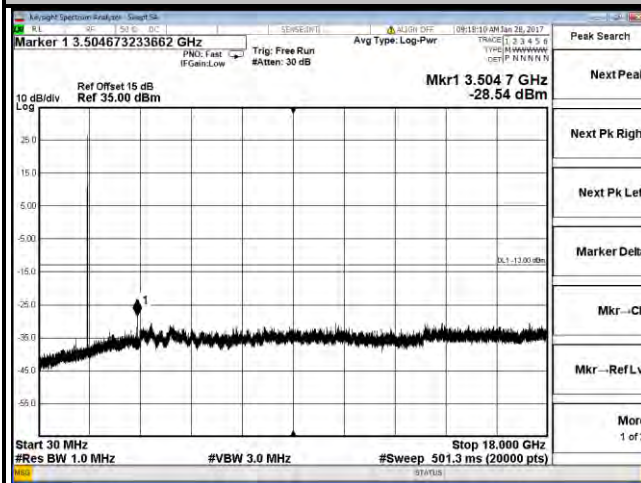
Channel Bandwidth: 3 MHz

Channel 1965

Channel 1715



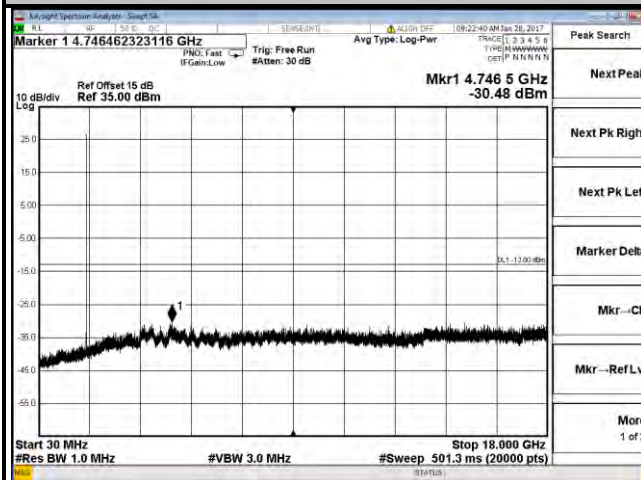
Channel 20385



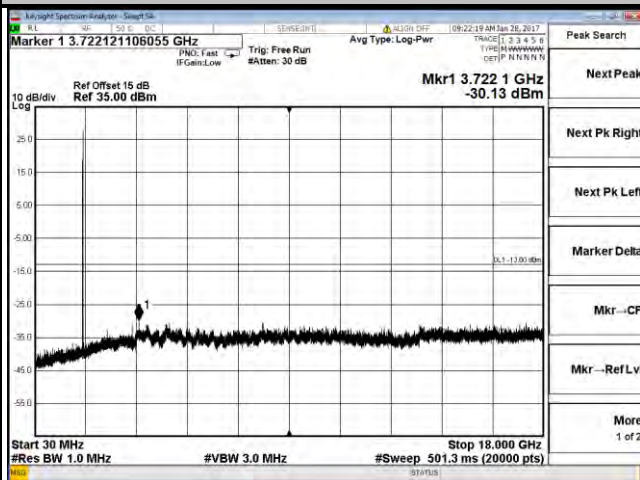
LTE Band 4

Channel Bandwidth: 5 MHz

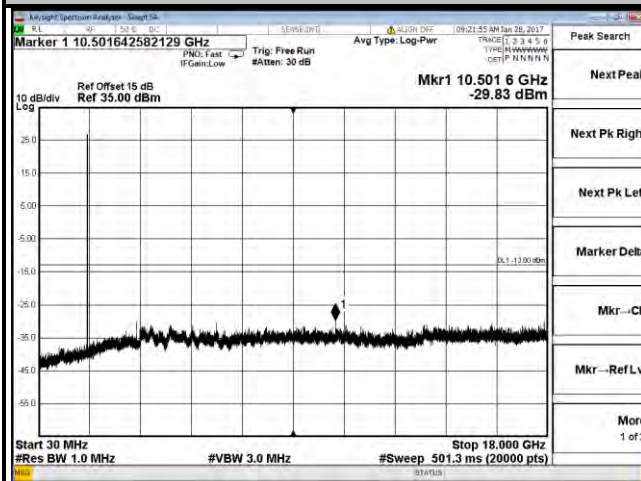
Channel 19975



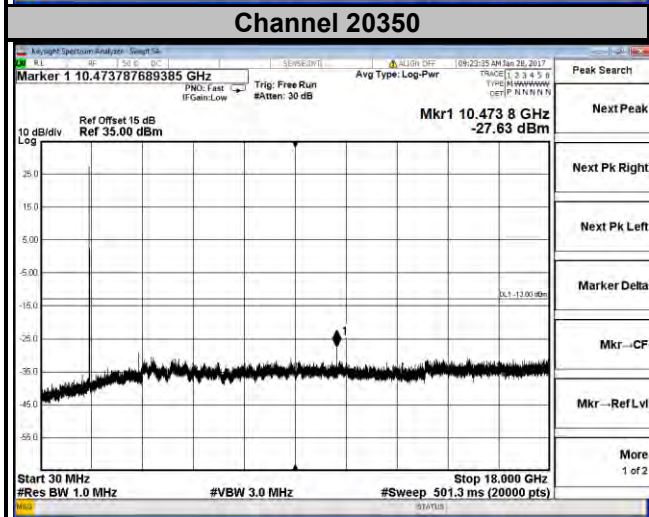
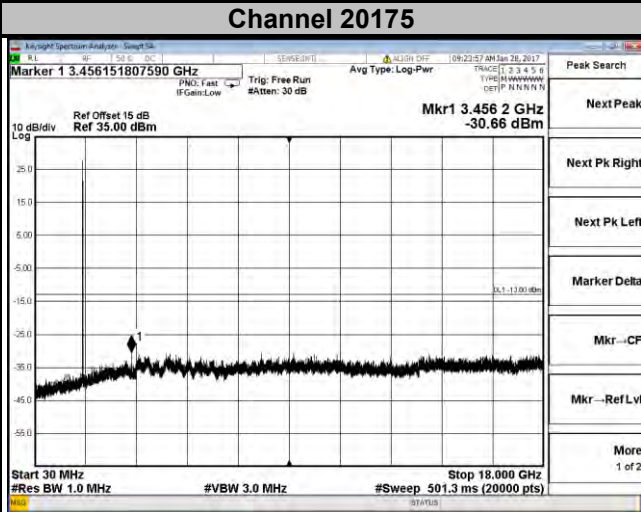
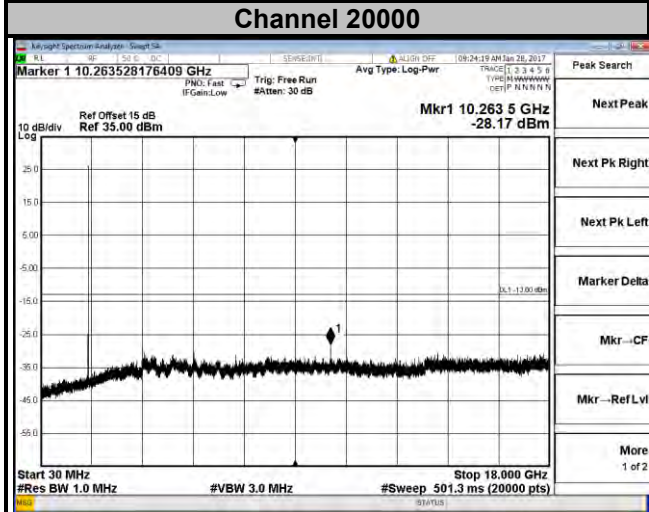
Channel 10175



Channel 20375



LTE Band 4
Channel Bandwidth: 10 MHz

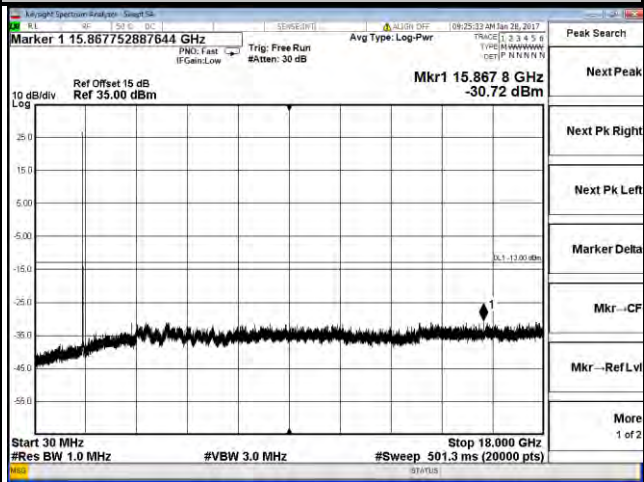
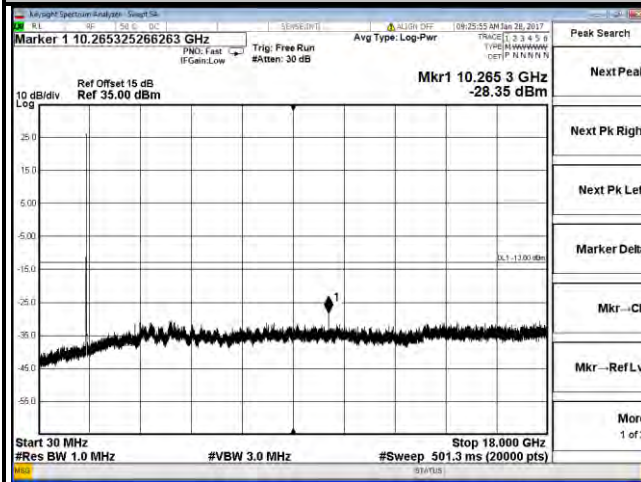


LTE Band 4

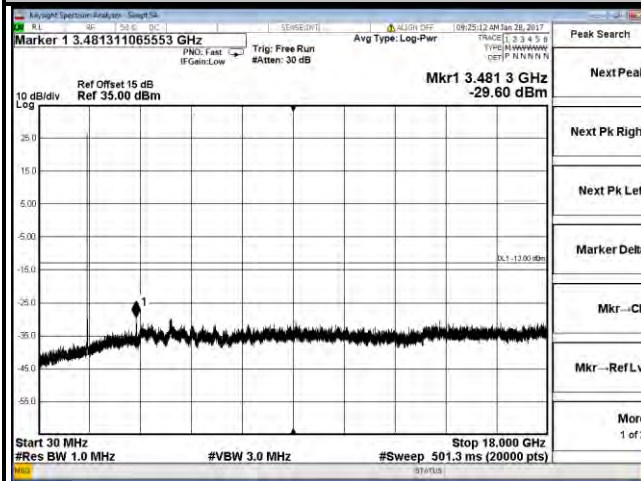
Channel Bandwidth: 15 MHz

Channel 2025

Channel 20175



Channel 20325

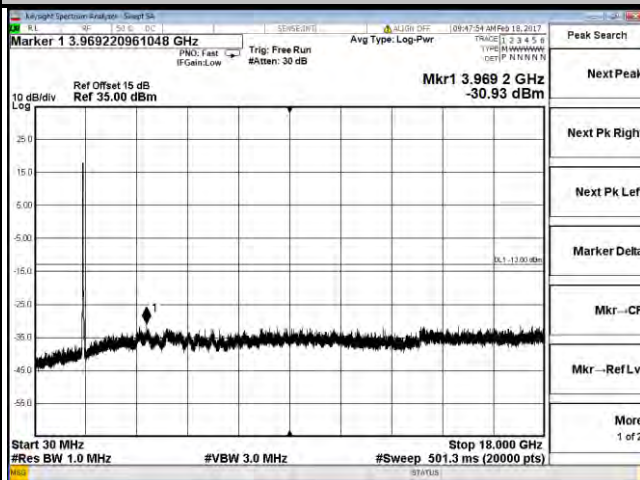
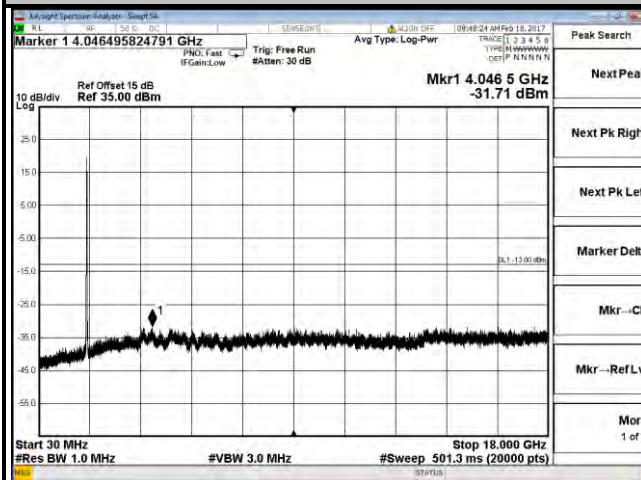


LTE Band 4

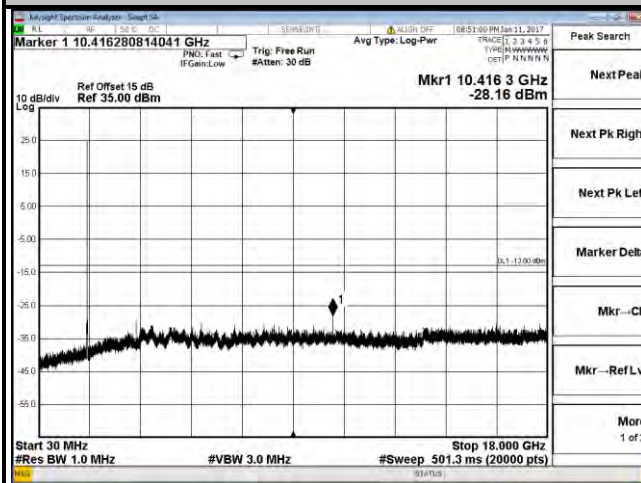
Channel Bandwidth: 20 MHz

Channel 20050

Channel 17175



Channel 20300

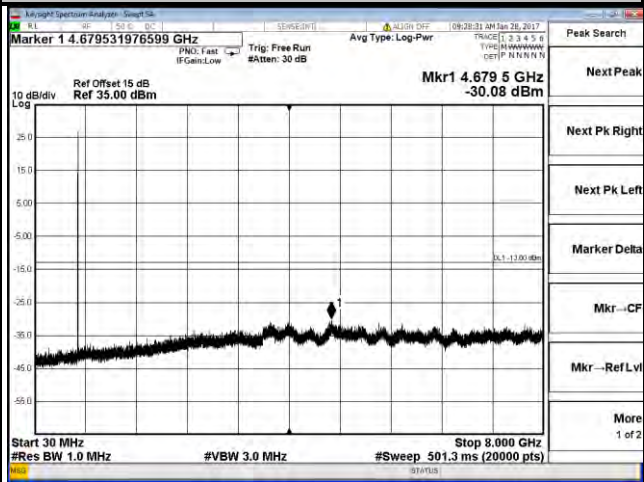
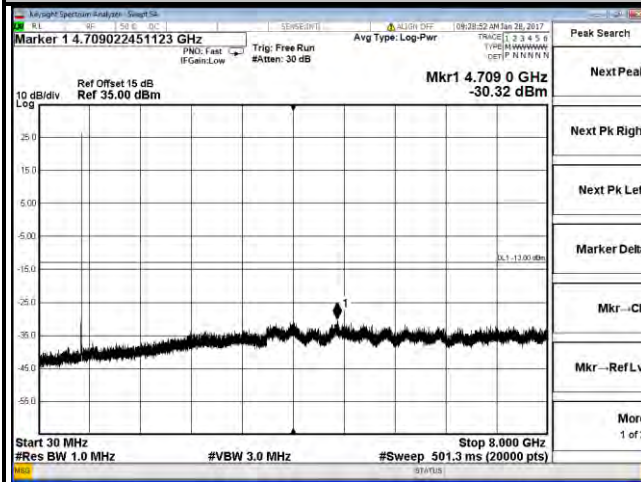


LTE Band 12

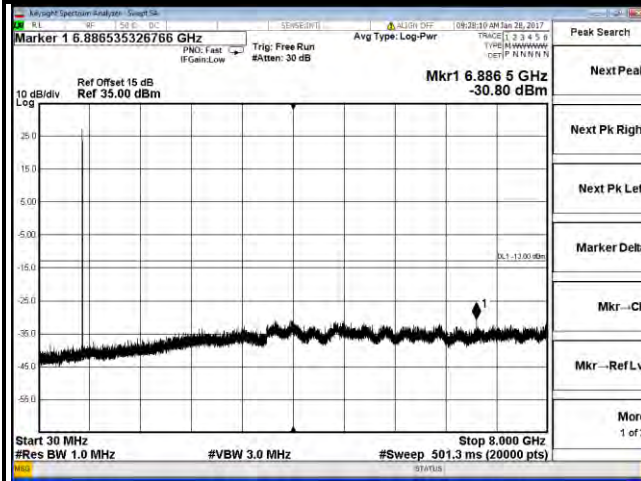
Channel Bandwidth: 1.4 MHz

Channel 23017

Channel 23095



Channel 23173

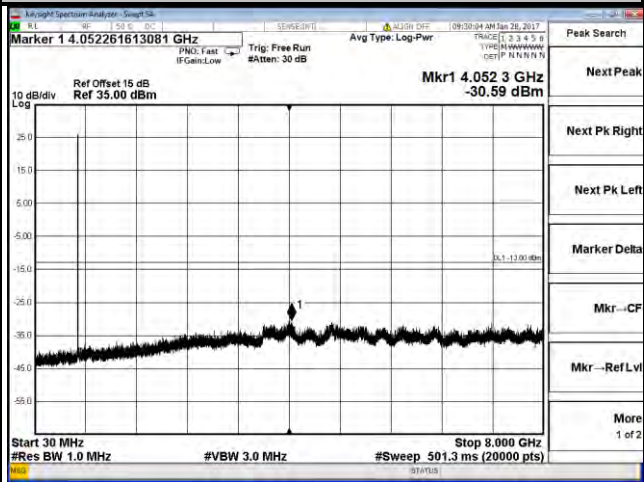
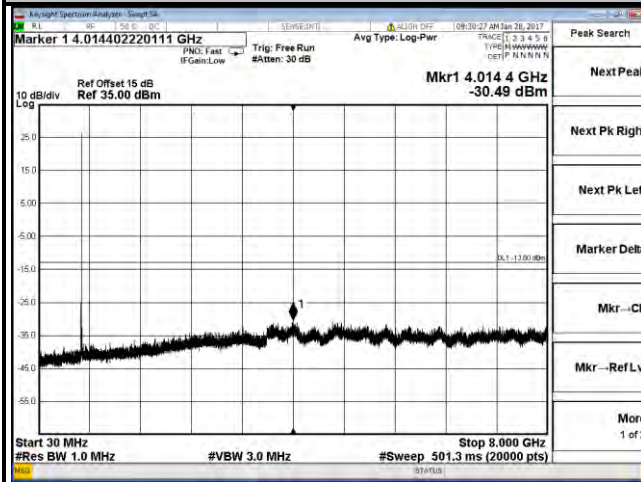


LTE Band 12

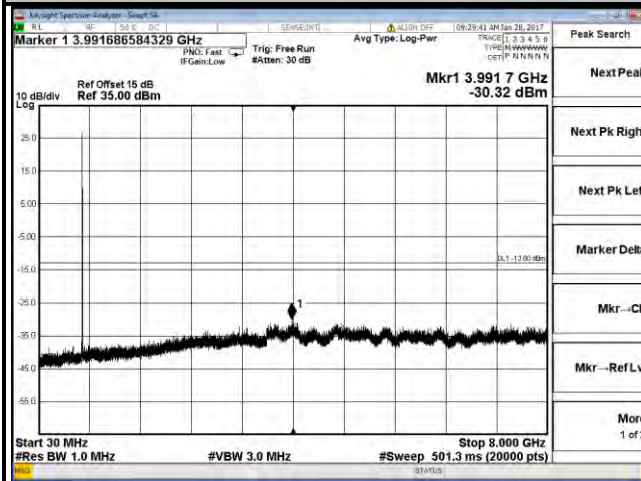
Channel Bandwidth: 3 MHz

Channel 23025

Channel 23095



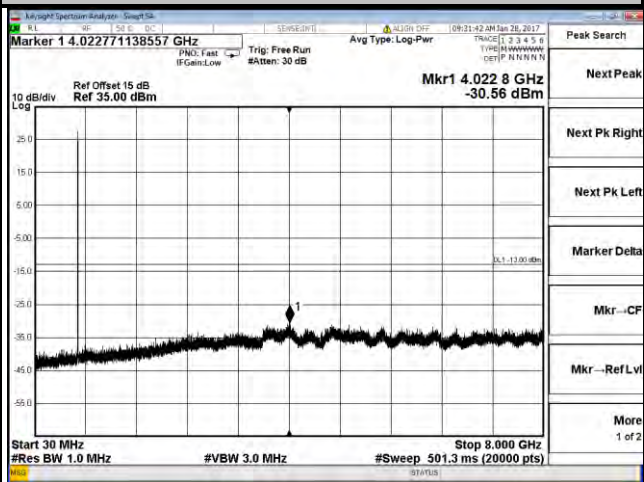
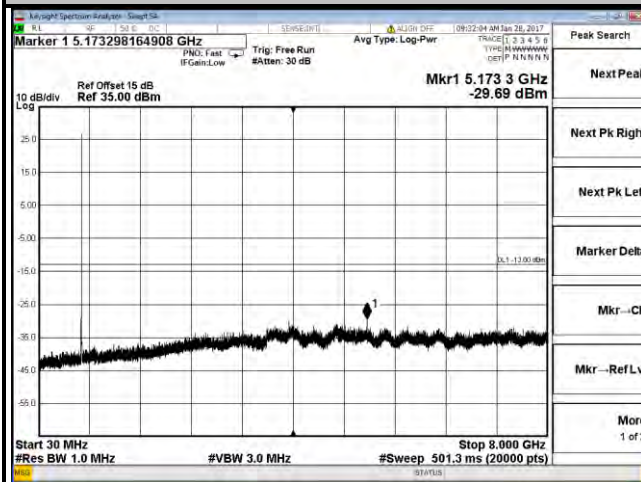
Channel 23165



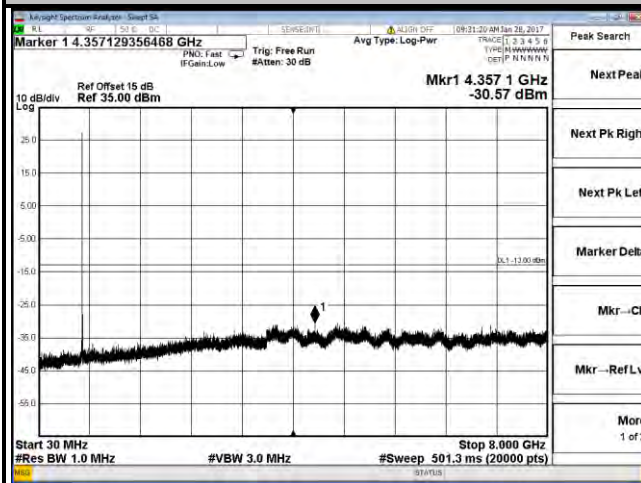
LTE Band 12
Channel Bandwidth: 5 MHz

Channel 23035

Channel 23095



Channel 23155

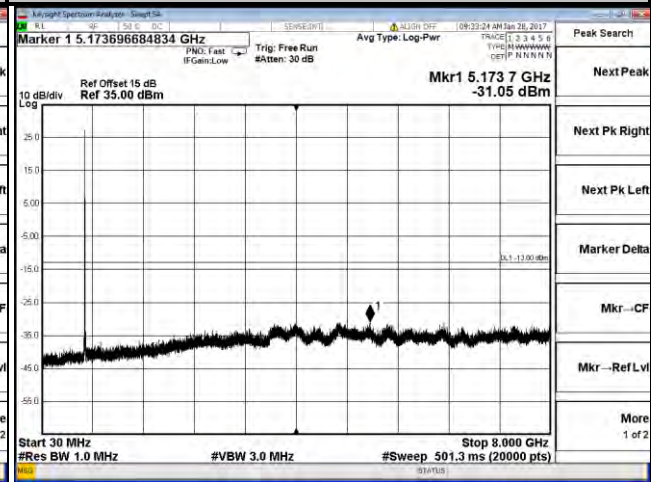
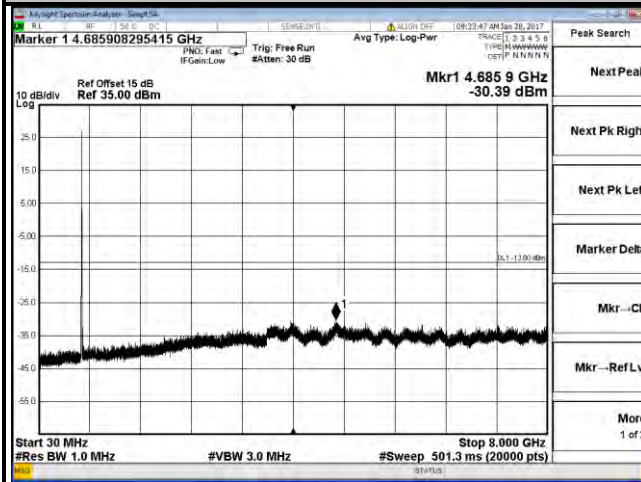


LTE Band 12

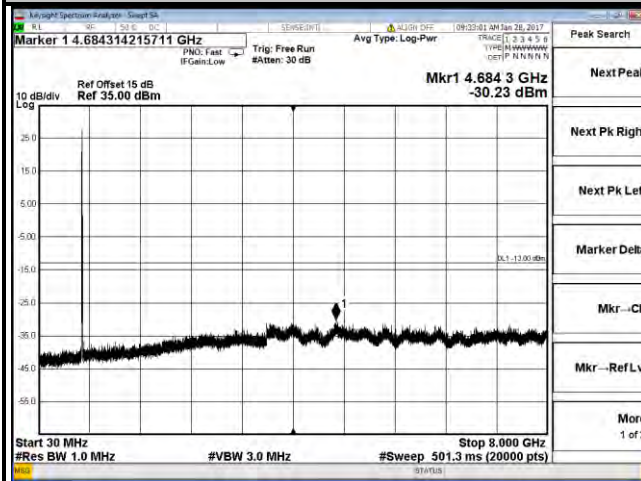
Channel Bandwidth: 10 MHz

Channel 23060

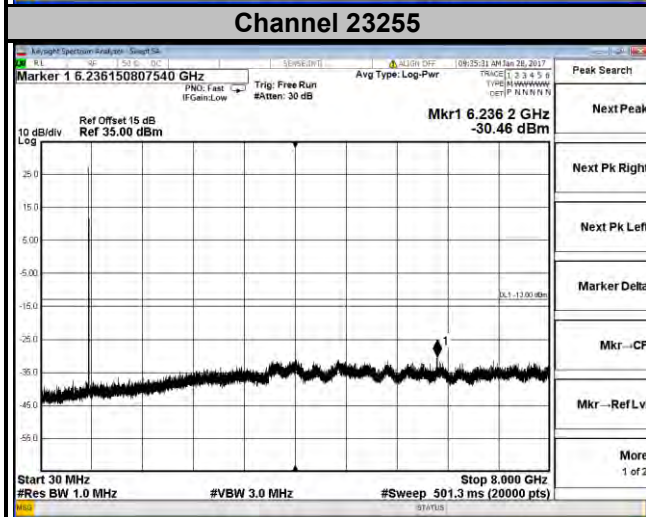
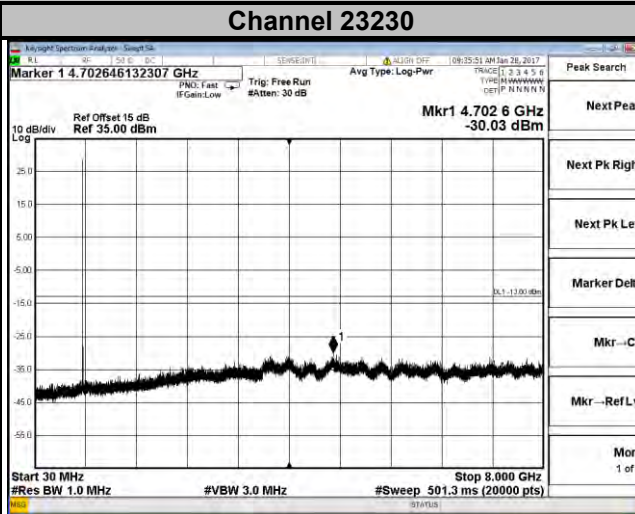
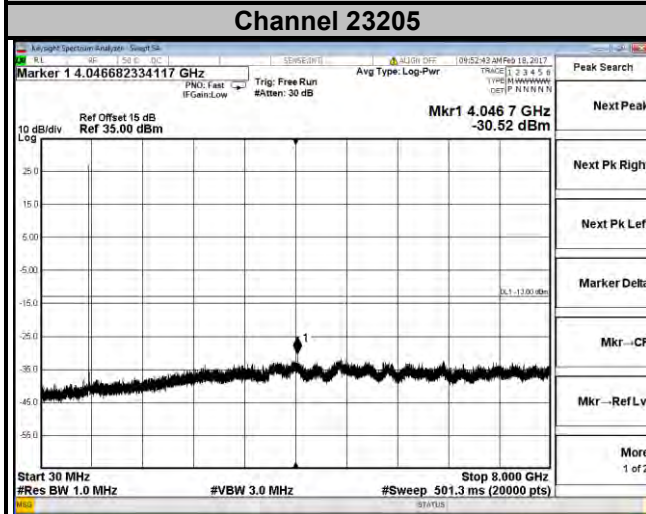
Channel 23095



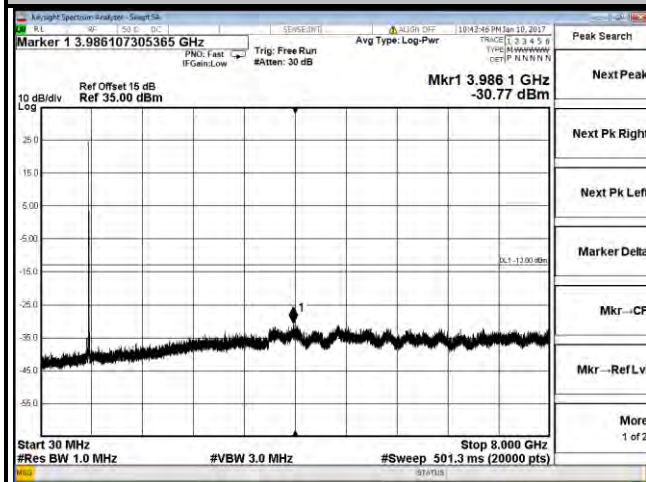
Channel 23130



LTE Band 13
Channel Bandwidth: 5 MHz



LTE Band 13
Channel Bandwidth: 10 MHz
Channel 23230

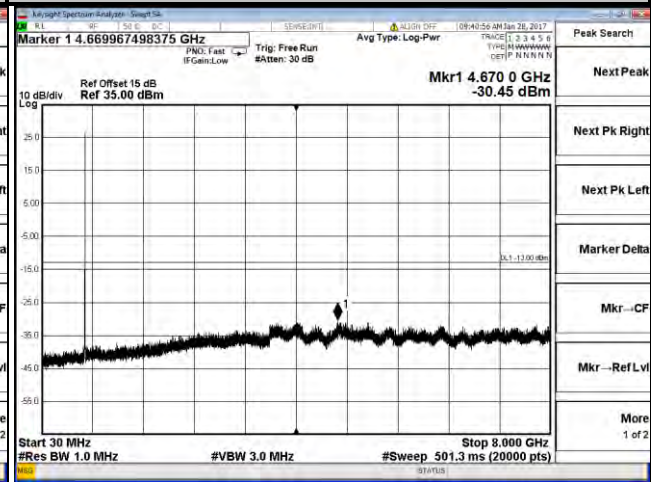
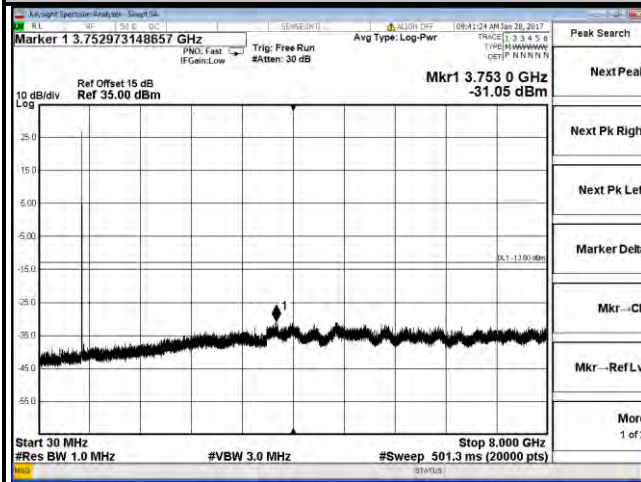


LTE Band 17

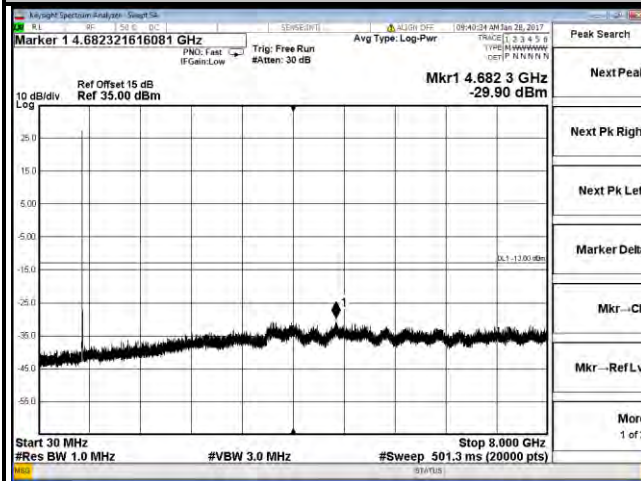
Channel Bandwidth: 5 MHz

Channel 23755

Channel 23790



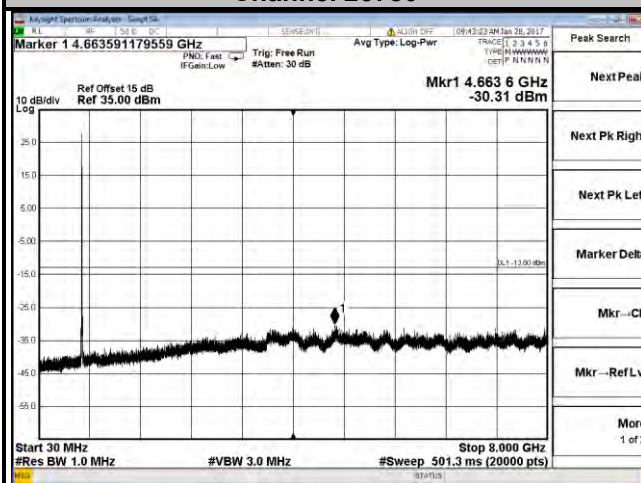
Channel 23825



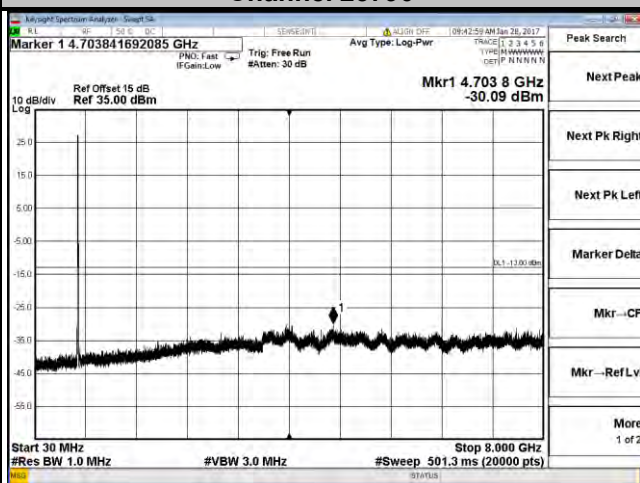
LTE Band 17

Channel Bandwidth: 10 MHz

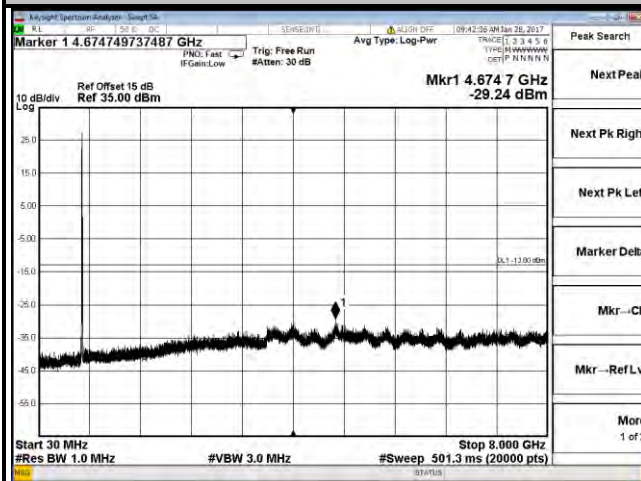
Channel 23780



Channel 23790



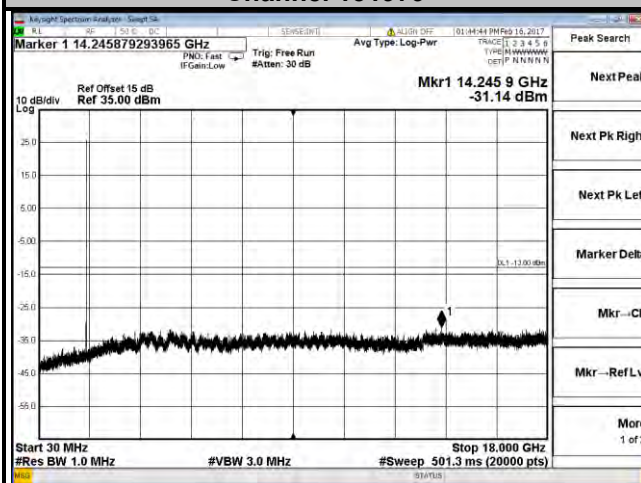
Channel 23800



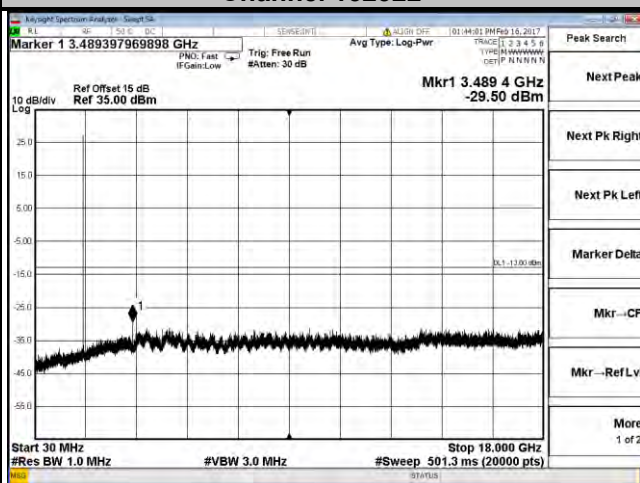
LTE Band 66

Channel Bandwidth: 1.4 MHz

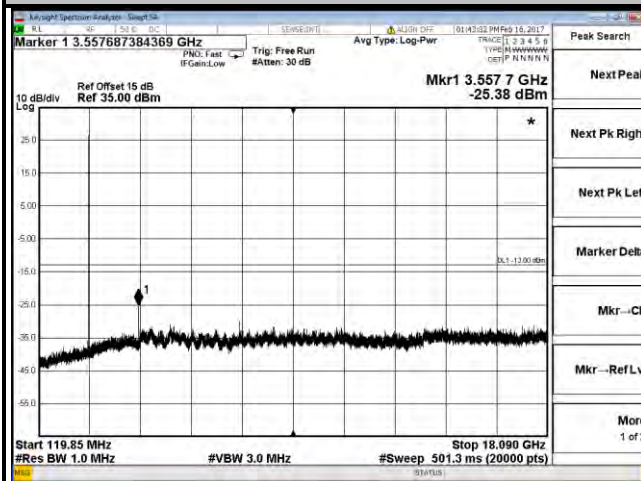
Channel 131979



Channel 132322



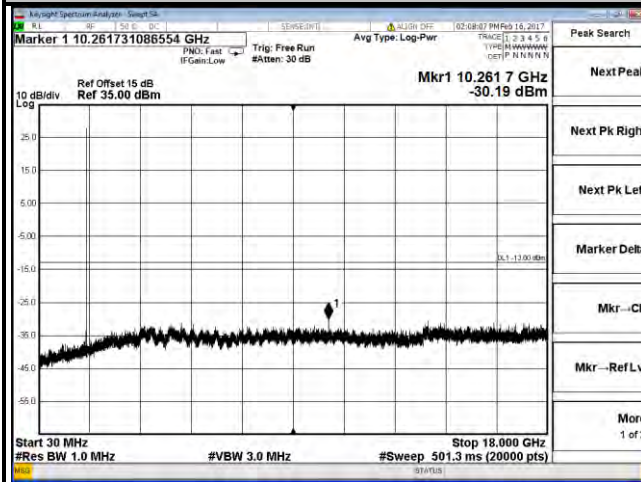
Channel 132655



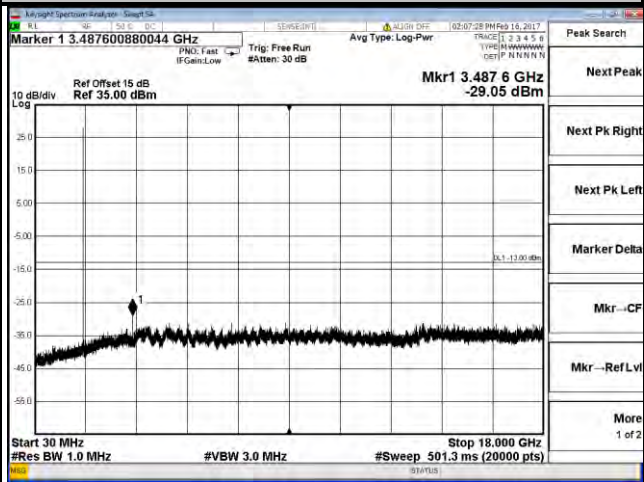
LTE Band 66

Channel Bandwidth: 3 MHz

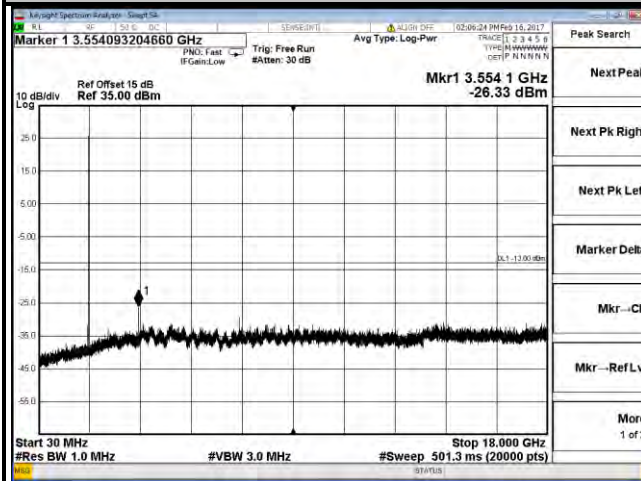
Channel 131987



Channel 132322



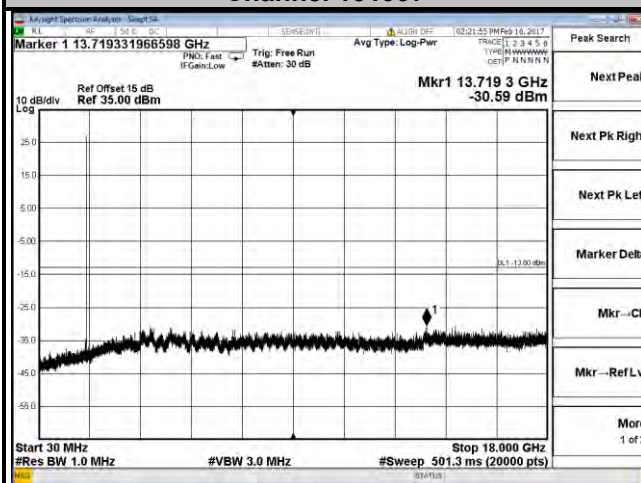
Channel 132657



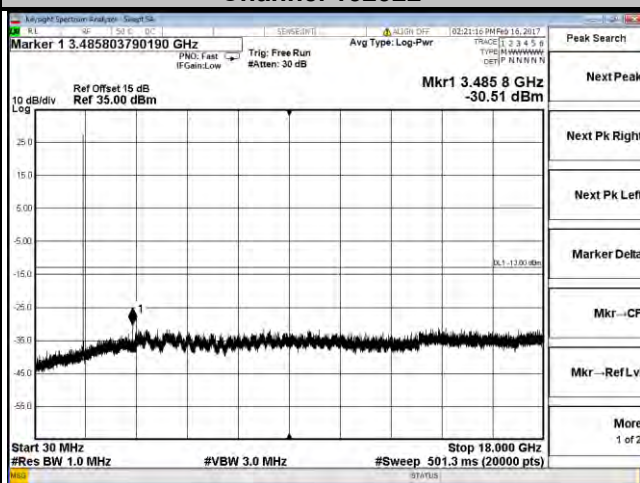
LTE Band 66

Channel Bandwidth: 5 MHz

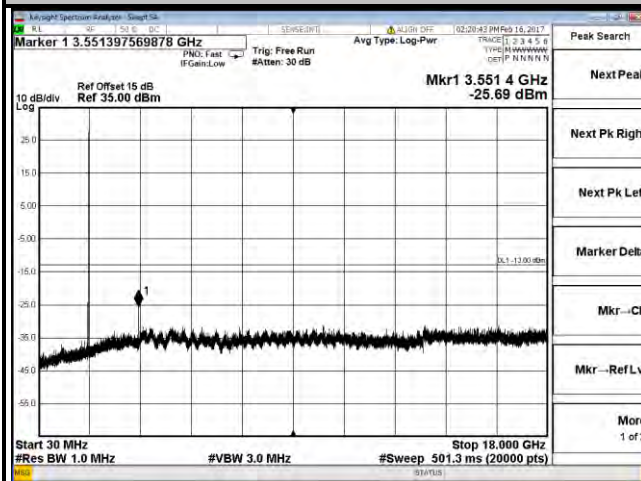
Channel 131997



Channel 132322



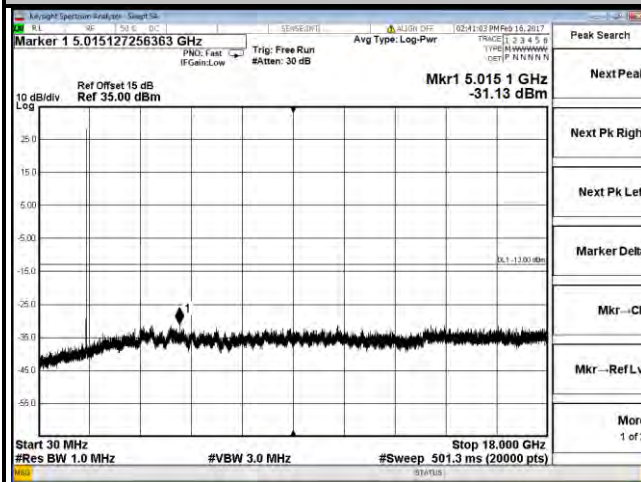
Channel 132647



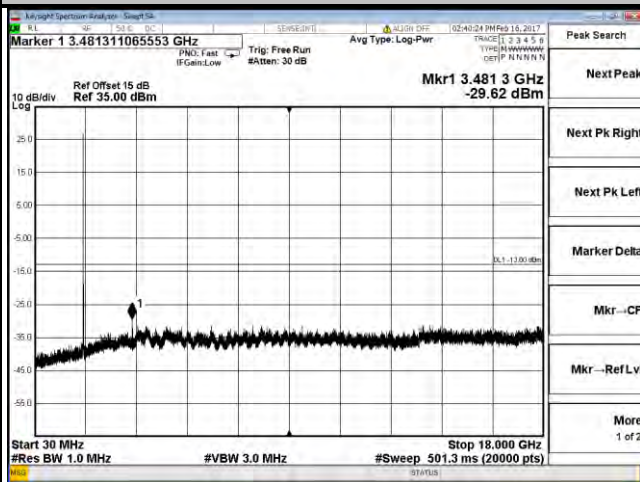
LTE Band 66

Channel Bandwidth: 10 MHz

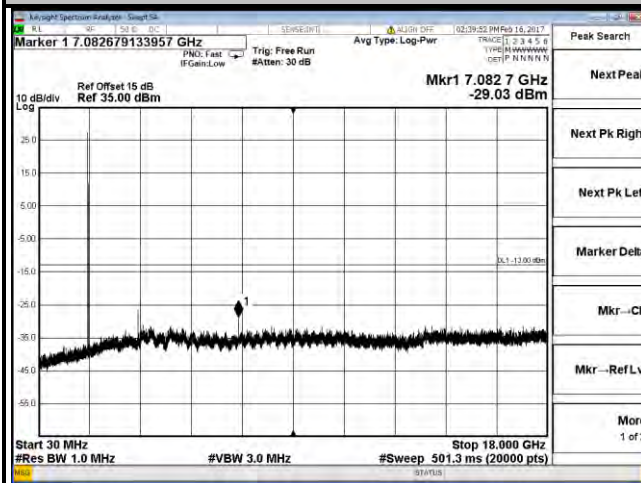
Channel 132022



Channel 132322



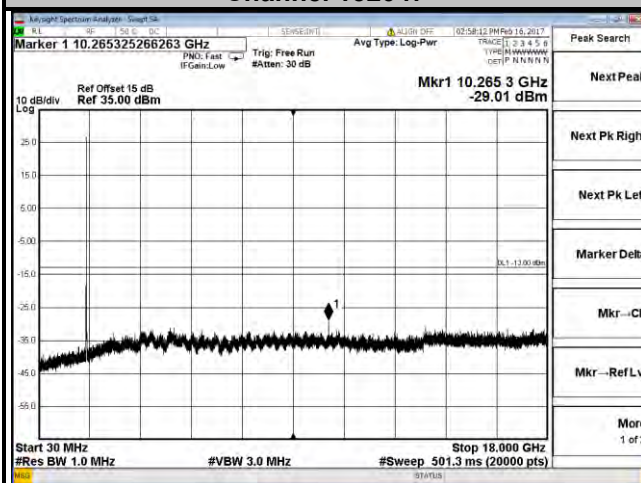
Channel 132622



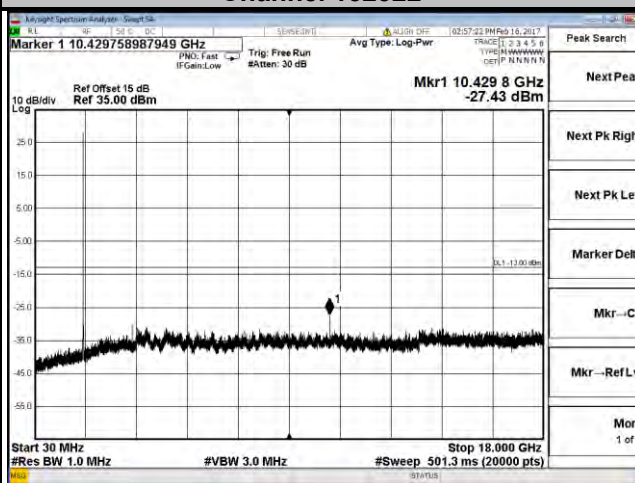
LTE Band 66

Channel Bandwidth: 15 MHz

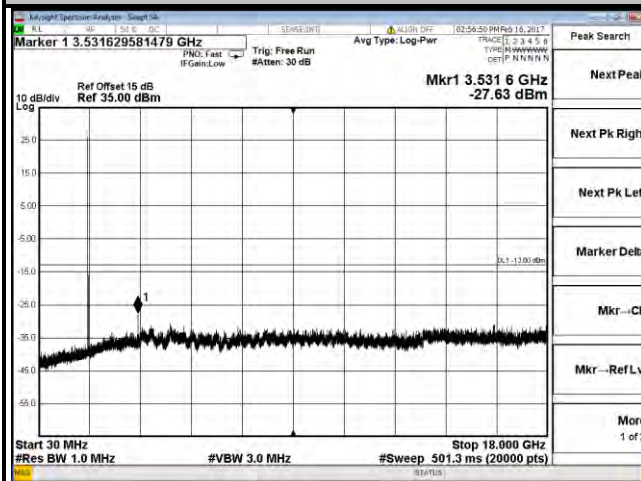
Channel 132047



Channel 132322



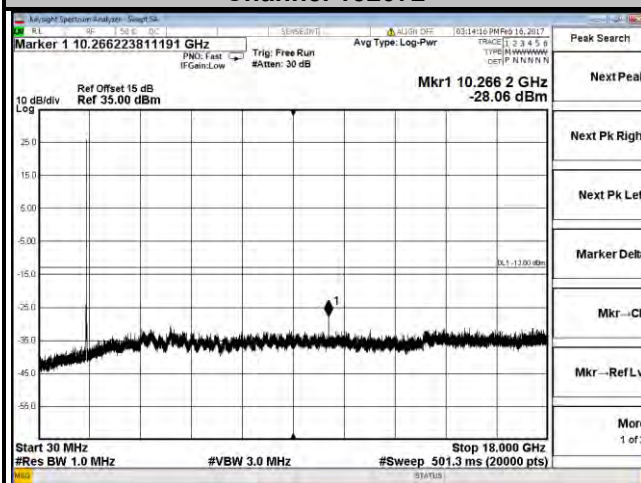
Channel 132597



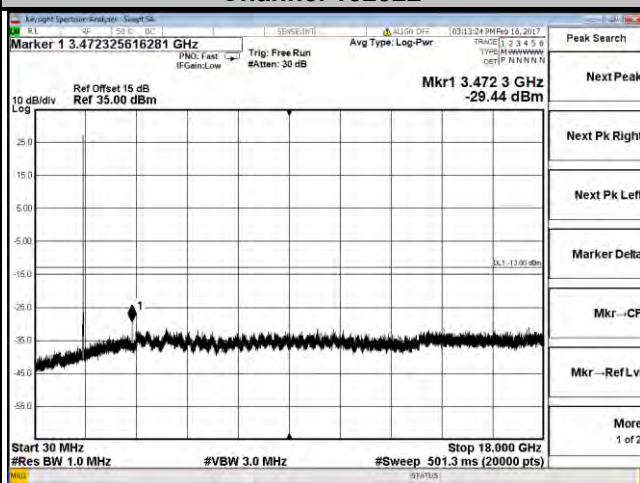
LTE Band 66

Channel Bandwidth: 20 MHz

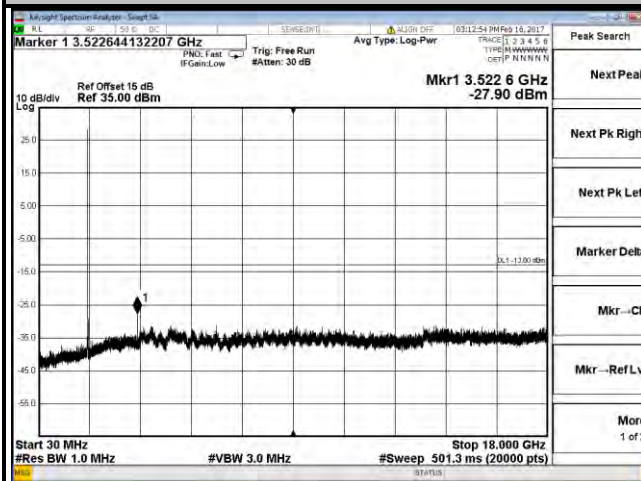
Channel 132072



Channel 132322



Channel 132572



4.7 Radiated Emission Measurement

4.7.1 Limits of Radiated Emission Measurement

The power of any emission outside a licensee's frequency block shall be attenuated below the transmitter power (P) by at least $43 + 10 \log_{10}(P)$ dB. The limit of emission is equal to -13 dBm.

4.7.2 Test Procedure

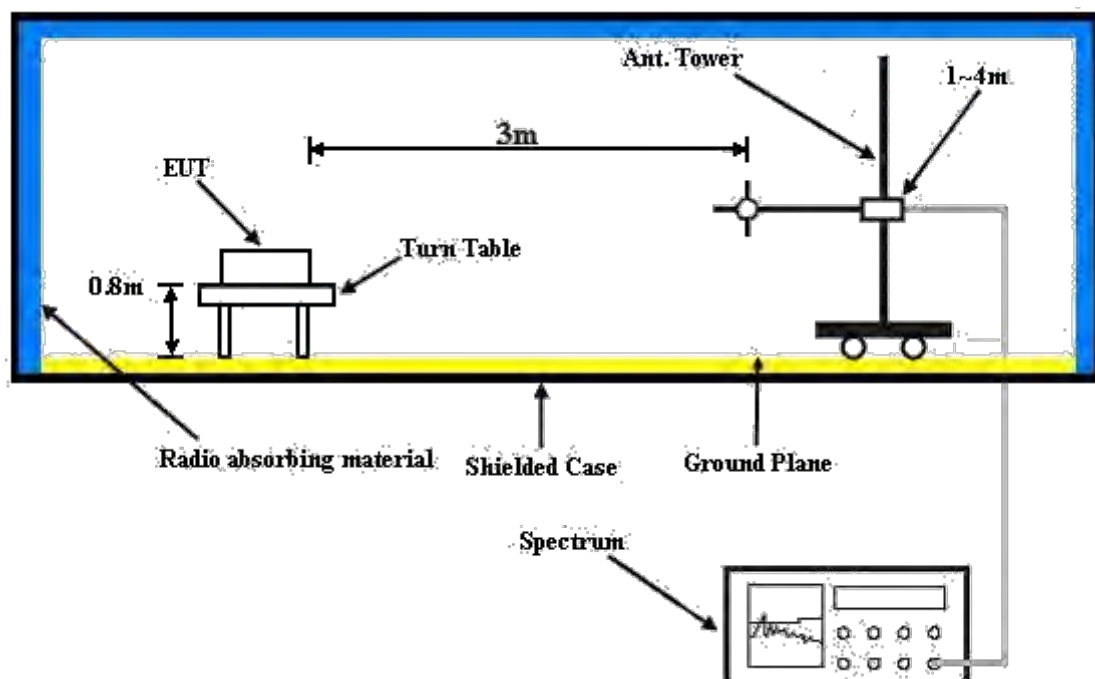
- Substitution method is used for E.I.R.P measurement. In the semi-anechoic chamber, EUT placed on the 0.8 m height of Turn Table, rotated the table around 360 degrees to search the maximum radiation power and receiver antenna shall be rotated vertical and horizontal polarization and moved height from 1 m to 4 m to find the maximum polar radiated power. The "Read Value" is the spectrum reading the maximum power value.
- The substitution horn antenna is substituted for EUT at the same position and signals generator export the CW signal to the substitution antenna via a TX cable. Rotated the Turn Table and moved receiving antenna to find the maximum radiation power. Adjust output power level of S.G to get a Value of spectrum reading equal to "Read Value" of step a. Record the power level of S.G.
- $EIRP = \text{Output power level of S.G} - \text{TX cable loss} + \text{Antenna gain of substitution horn}$.
- E.R.P power can be calculated form E.I.R.P power by subtracting the gain of dipole, $E.R.P \text{ power} = E.I.P.R \text{ power} - 2.15 \text{ dBi}$.

Note: The resolution bandwidth of spectrum analyzer is 1 MHz and the video bandwidth is 3 MHz.

4.7.3 Deviation from Test Standard

No deviation.

4.7.4 Test Setup



For the actual test configuration, please refer to the attached file (Test Setup Photo).

4.7.5 Test Results

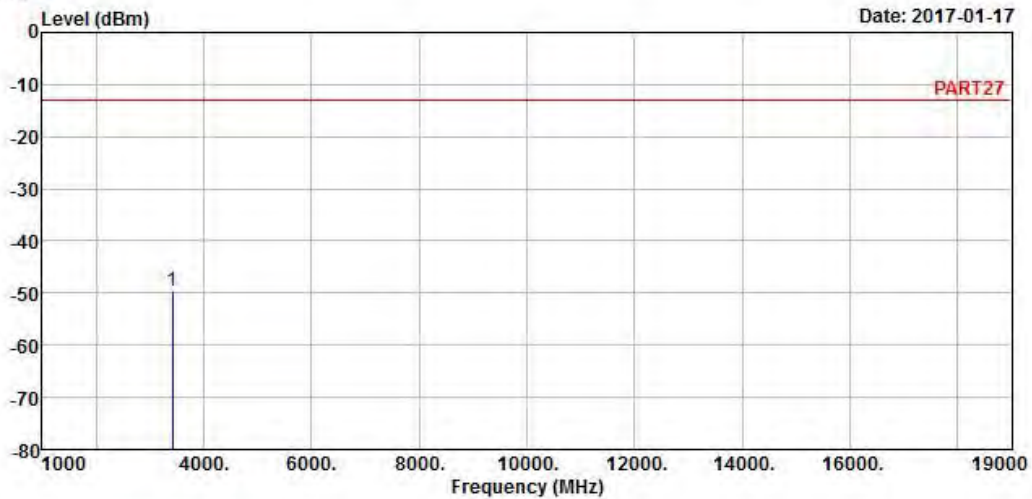
WCDMA:
Low Channel



Bureau Veritas Consumer Products Services Ltd., Taoyuan Branch

A D T

Data: 3



Site : 966 Chamber 5
Condition: PART27 HORIZONTAL
Remak : WCDMA Band 4 L-CH Link
Tested by: Gavin Wu

Freq	Level	Read Level	Limit Line	Over Limit	Factor	Remark
MHz	dBm	dBm	dBm	dB	dB	
1 pp 3424.80	-49.72	-40.63	-13.00	-36.72	-9.09	Peak

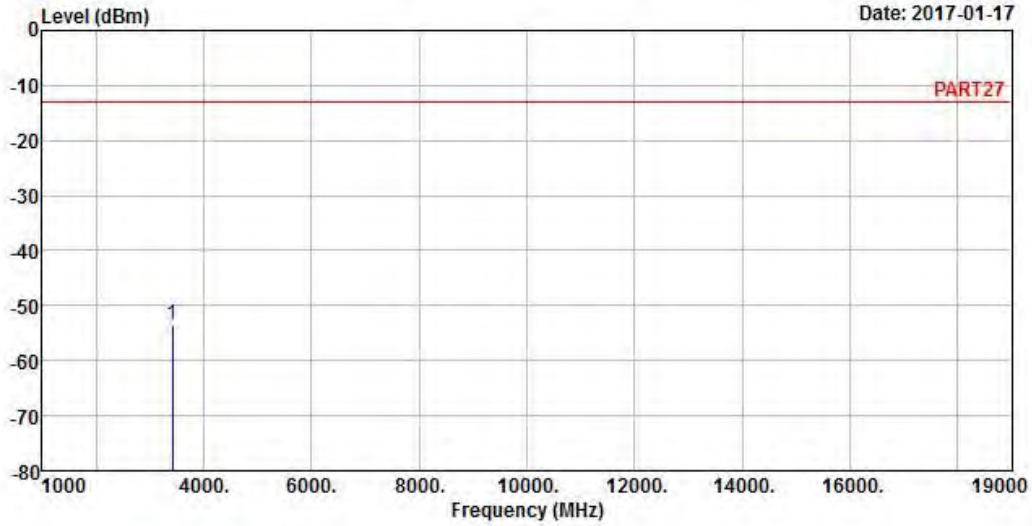


Bureau Veritas Consumer Products Services Ltd., Taoyuan Branch

A D T

Data: 4

Date: 2017-01-17



Site : 966 Chamber 5
 Condition: PART27 VERTICAL
 Remak : WCDMA Band 4 L-CH Link
 Tested by: Gavin Wu

	Freq	Level	Read Level	Limit Line	Over Limit	Factor	Remark
	MHz	dBm	dBm	dBm	dB	dB	
1	pp 3424.80	-53.57	-44.48	-13.00	-40.57	-9.09	Peak

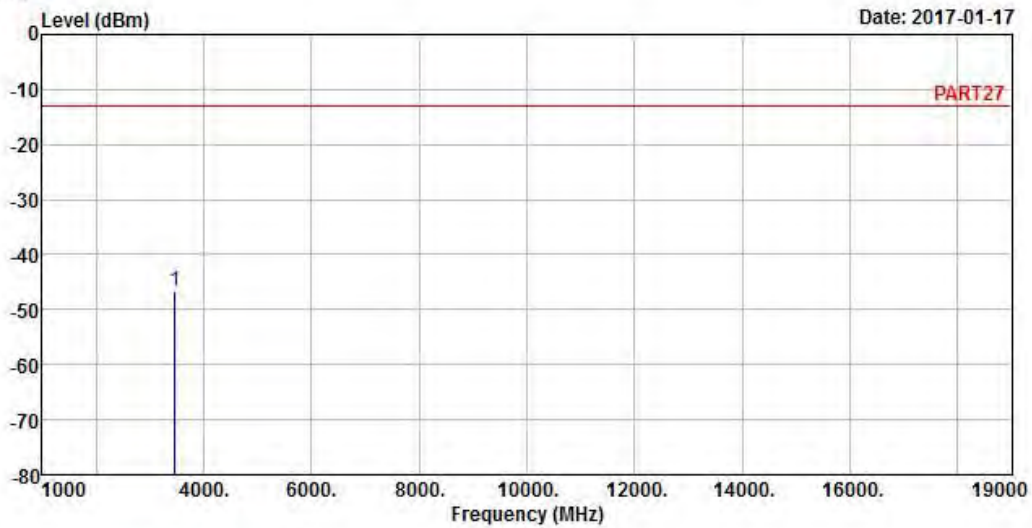
Middle Channel



Bureau Veritas Consumer Products Services Ltd., Taoyuan Branch

A D T

Data: 3



Site : 966 Chamber 5
 Condition: PART27 HORIZONTAL
 Remak : WCDMA Band 4 M-CH Link
 Tested by: Gavin Wu

Freq	Level	Read Level	Limit	Over	Factor	Remark
MHz	dBm	dBm	dBm	dB	dB	
1 pp 3465.20	-46.71	-37.80	-13.00	-33.71	-8.91	Peak

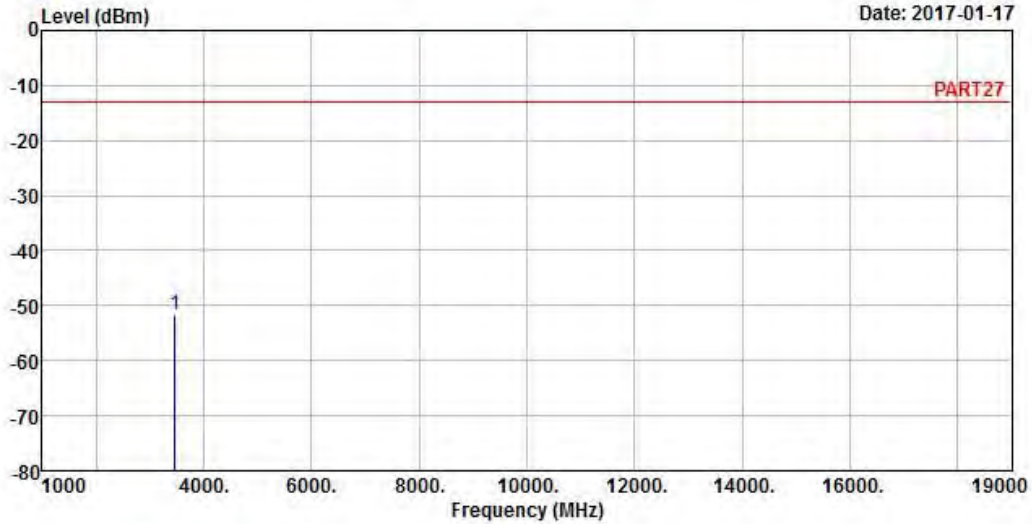


Bureau Veritas Consumer Products Services Ltd., Taoyuan Branch

A D T

Data: 4

Date: 2017-01-17



Site : 966 Chamber 5
 Condition: PART27 VERTICAL
 Remak : WCDMA Band 4 M-CH Link
 Tested by: Gavin Wu

	Read	Limit	Over		
Freq	Level	Level	Line	Limit	Factor
MHz	dBm	dBm	dBm	dB	dB
1 pp 3465.20	-51.75	-42.84	-13.00	-38.75	-8.91

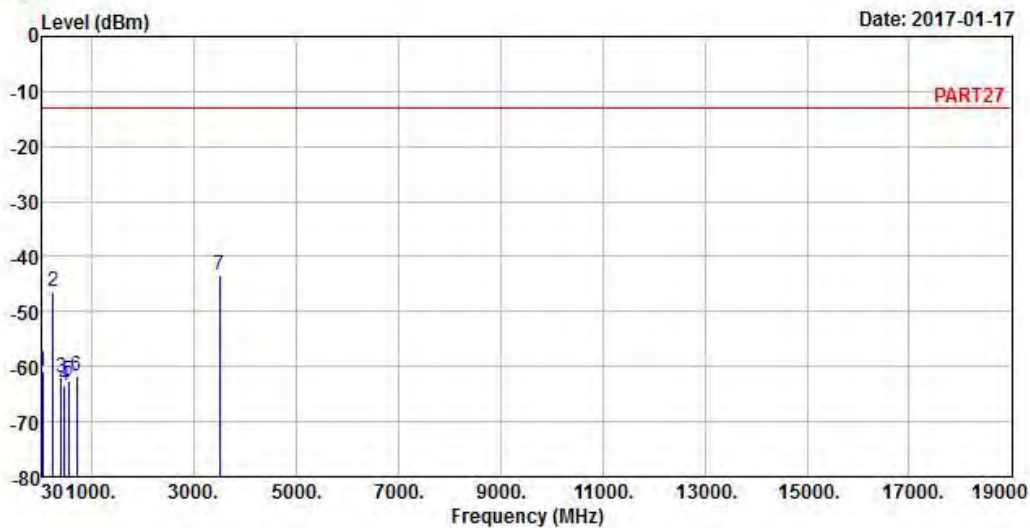
High Channel



Bureau Veritas Consumer Products Services Ltd., Taoyuan Branch

A D T

Data: 5



Site : 966 Chamber 5
 Condition: PART27 HORIZONTAL
 Remak : WCDMA Band 4 H-CH Link
 Tested by: Gavin Wu

	Freq	Level	Read Level	Limit	Over	Factor	Remark
	MHz	dBm	dBm	dBm	dB	dB	
1	41.64	-60.71	-60.30	-13.00	-47.71	-0.41	Peak
2	234.67	-46.35	-39.73	-13.00	-33.35	-6.62	Peak
3	393.75	-61.94	-55.96	-13.00	-48.94	-5.98	Peak
4	456.80	-63.51	-58.09	-13.00	-50.51	-5.42	Peak
5	547.98	-62.69	-59.77	-13.00	-49.69	-2.92	Peak
6	704.15	-61.66	-61.64	-13.00	-48.66	-0.02	Peak
7 pp	3505.20	-43.49	-35.38	-13.00	-30.49	-8.11	Peak

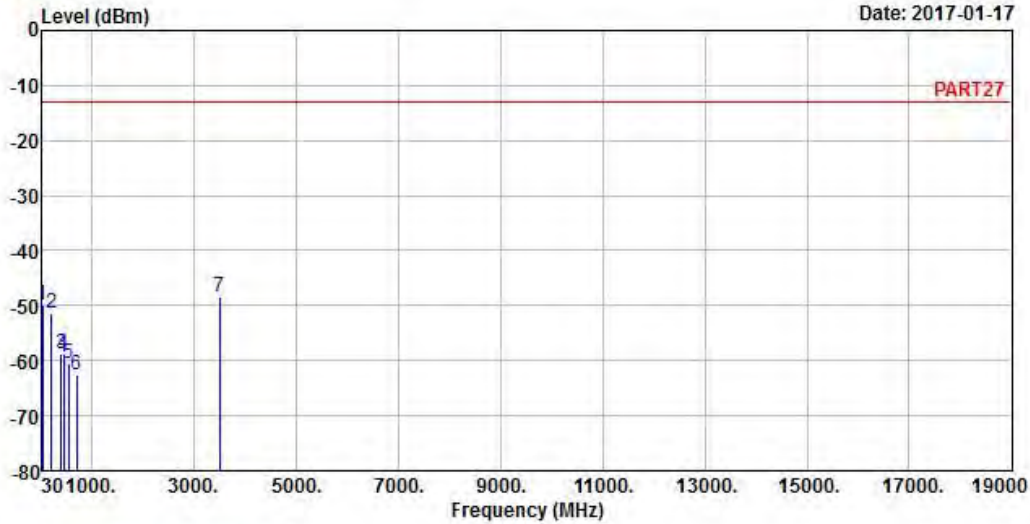


Bureau Veritas Consumer Products Services Ltd., Taoyuan Branch

A D T

Data: 6

Date: 2017-01-17



Site : 966 Chamber 5
 Condition: PART27 VERTICAL
 Remak : WCDMA Band 4 H-CH Link
 Tested by: Gavin Wu

	Freq	Level	Read Level	Limit Line	Over Limit	Factor	Remark
	MHz	dBm	dBm	dBm	dB	dB	
1	40.67	-49.90	-50.02	-13.00	-36.90	0.12	Peak
2	208.48	-51.28	-43.61	-13.00	-38.28	-7.67	Peak
3	398.60	-58.60	-52.65	-13.00	-45.60	-5.95	Peak
4	454.86	-58.64	-53.18	-13.00	-45.64	-5.46	Peak
5	547.98	-60.45	-57.53	-13.00	-47.45	-2.92	Peak
6	700.27	-62.50	-62.40	-13.00	-49.50	-0.10	Peak
7 pp	3505.20	-48.27	-40.16	-13.00	-35.27	-8.11	Peak

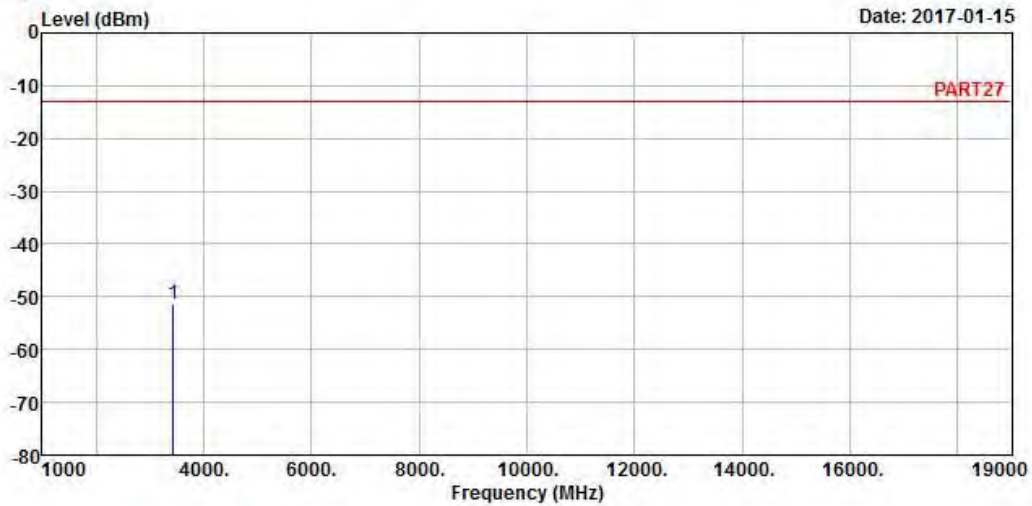
LTE Band 4
Channel Bandwidth: 20 MHz / QPSK
Low Channel



Bureau Veritas Consumer Products Services Ltd., Taoyuan Branch

A D T

Data: 3



Site : 966 Chamber 5
Condition: PART27 HORIZONTAL
Remak : LTE Band 4 QPSK_20M_L-CH Link
Tested by: Getaz Yang

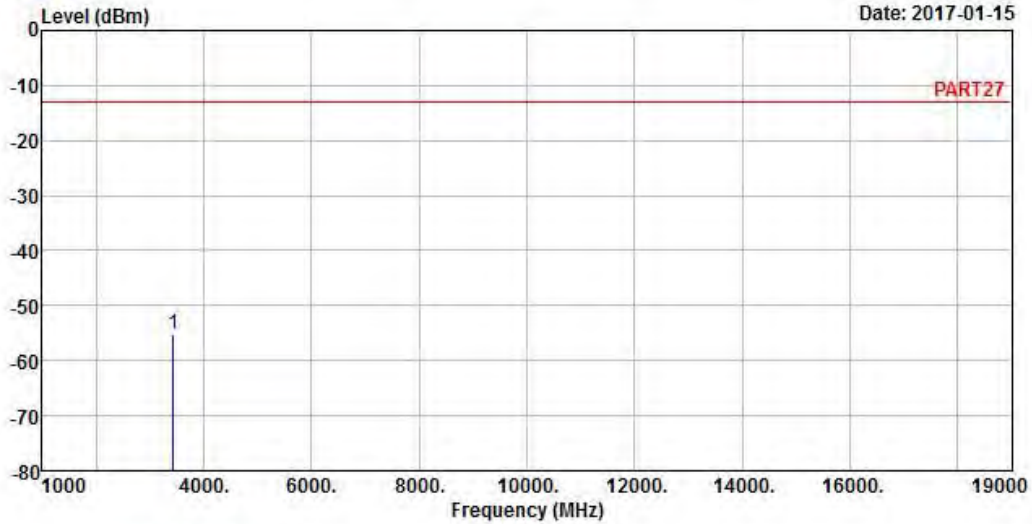
Freq	Level	Read Level	Limit Line	Over Limit	Factor	Remark
MHz	dBm	dBm	dBm	dB	dB	
1 pp 3440.00	-51.48	-42.48	-13.00	-38.48	-9.00	Peak



A D T

Data: 4

Date: 2017-01-15



Site : 966 Chamber 5
 Condition: PART27 VERTICAL
 Remark : LTE Band 4 QPSK_20M_L-CH Link
 Tested by: Getaz Yang

Freq	Level	Read Level	Limit Line	Over Limit	Factor	Remark
MHz	dBm	dBm	dBm	dB	dB	
1 pp 3440.00	-55.21	-46.21	-13.00	-42.21	-9.00	Peak

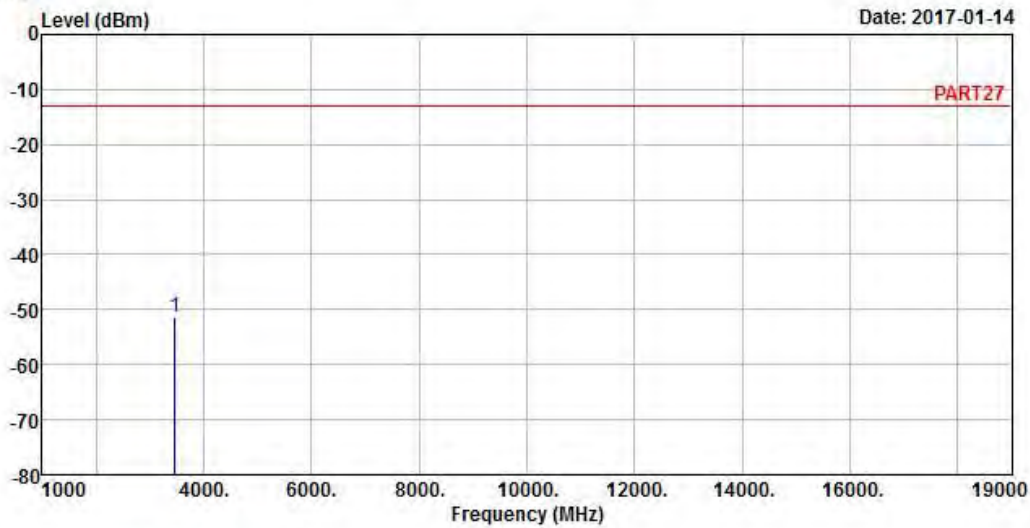
Middle Channel



Bureau Veritas Consumer Products Services Ltd., Taoyuan Branch

A D T

Data: 5



Site : 966 Chamber 5
 Condition: PART27 HORIZONTAL
 Remak : LTE Band 4 QPSK_20M_M-CH Link
 Tested by: Getaz Yang

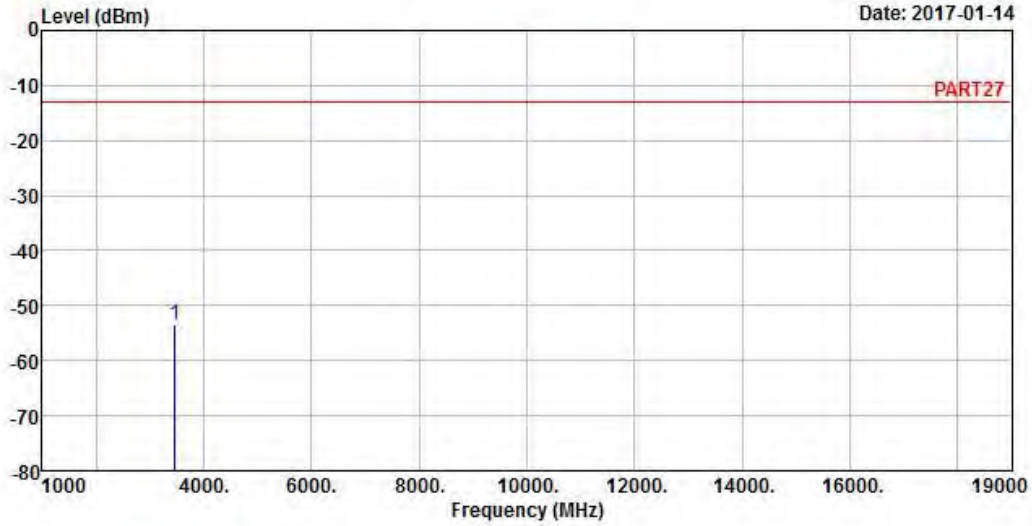
Freq	Level	Read Level	Limit	Over	Factor	Remark
MHz	dBm	dBm	dBm	dB	dB	
1 pp 3465.00	-51.35	-42.44	-13.00	-38.35	-8.91	Peak



A D T

Data: 6

Date: 2017-01-14



Site : 966 Chamber 5
 Condition: PART27 VERTICAL
 Remark : LTE Band 4 QPSK_20M_M-CH Link
 Tested by: Getaz Yang

Freq	Level	Read Level	Limit Line	Over Limit	Factor	Remark
MHz	dBm	dBm	dBm	dB	dB	
1 pp 3465.00	-53.31	-44.40	-13.00	-40.31	-8.91	Peak

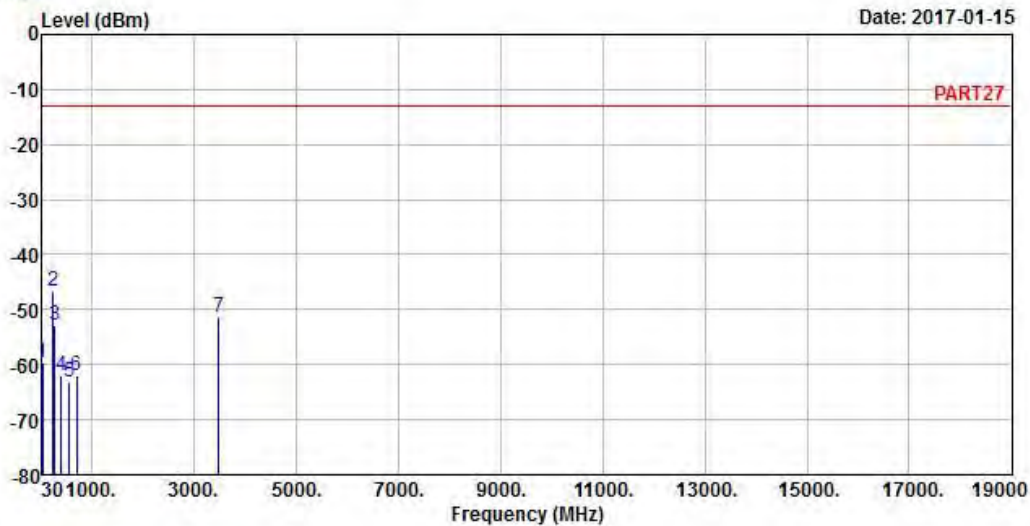
High Channel



Bureau Veritas Consumer Products Services Ltd., Taoyuan Branch

A D T

Data: 5



Site : 966 Chamber 5
 Condition: PART27 HORIZONTAL
 Remak : LTE Band 4 QPSK_20M_H-CH Link
 Tested by: Getaz Yang

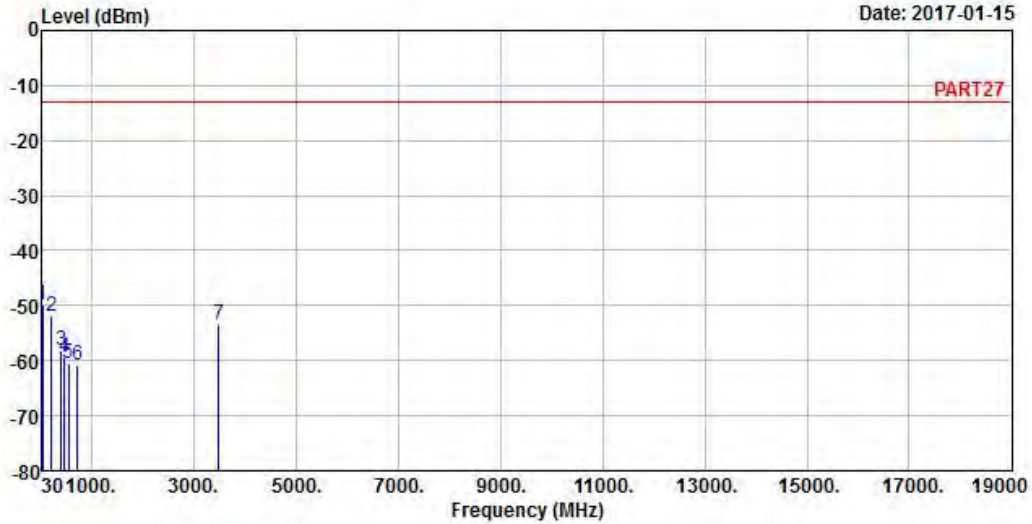
	Freq	Level	Read Level	Limit Line	Over Limit	Factor	Remark
	MHz	dBm	dBm	dBm	dB	dB	
1	40.67	-59.60	-59.72	-13.00	-46.60	0.12	Peak
2	pp 235.64	-46.71	-40.13	-13.00	-33.71	-6.58	Peak
3	267.65	-52.77	-46.42	-13.00	-39.77	-6.35	Peak
4	398.60	-61.98	-56.03	-13.00	-48.98	-5.95	Peak
5	552.83	-63.25	-60.52	-13.00	-50.25	-2.73	Peak
6	704.15	-61.95	-61.93	-13.00	-48.95	-0.02	Peak
7	3490.00	-51.34	-42.83	-13.00	-38.34	-8.51	Peak



A D T

Data: 6

Date: 2017-01-15



Site : 966 Chamber 5
 Condition: PART27 VERTICAL
 Remak : LTE Band 4 QPSK_20M_H-CH Link
 Tested by: Getaz Yang

	Freq	Level	Read Level	Limit Line	Over Limit	Factor	Remark
	MHz	dBm	dBm	dBm	dB	dB	
1 pp	40.67	-49.92	-50.04	-13.00	-36.92	0.12	Peak
2	206.54	-52.08	-44.33	-13.00	-39.08	-7.75	Peak
3	399.57	-58.27	-52.32	-13.00	-45.27	-5.95	Peak
4	460.68	-59.20	-53.85	-13.00	-46.20	-5.35	Peak
5	549.92	-60.50	-57.65	-13.00	-47.50	-2.85	Peak
6	710.94	-60.68	-60.79	-13.00	-47.68	0.11	Peak
7	3490.00	-53.47	-44.96	-13.00	-40.47	-8.51	Peak

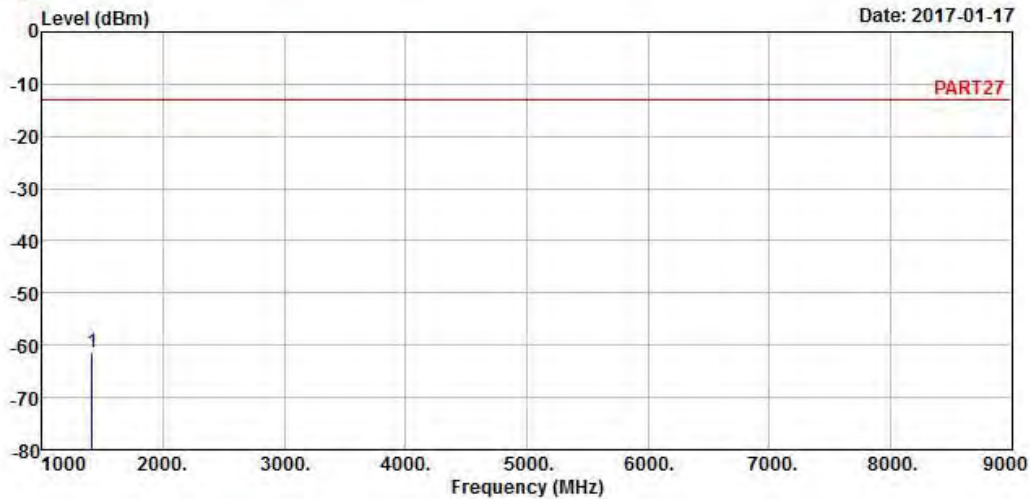
LTE Band 12
Channel Bandwidth: 10 MHz / QPSK
Low Channel



Bureau Veritas Consumer Products Services Ltd., Taoyuan Branch

A D T

Data: 3



Site : 966 Chamber 5
Condition: PART27 HORIZONTAL
Remak : LTE Band 12 QPSK_10M_L-CH Link
Tested by: Getaz Yang

	Read	Limit	Over			
Freq	Level	Level	Line	Limit	Factor	Remark
MHz	dBm	dBm	dBm	dB	dB	
1 pp 1408.00	-61.54	-47.20	-13.00	-48.54	-14.34	Peak

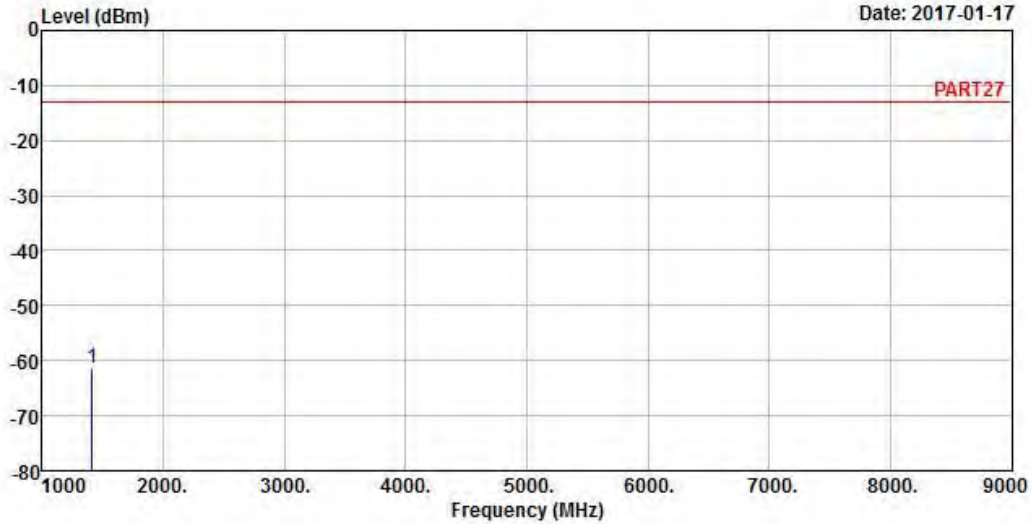


Bureau Veritas Consumer Products Services Ltd., Taoyuan Branch

A D T

Data: 4

Date: 2017-01-17



Site : 966 Chamber 5
 Condition: PART27 VERTICAL
 Remak : LTE Band 12 QPSK_10M_L-CH Link
 Tested by: Getaz Yang

Freq	Level	Read Level	Limit Line	Over Limit	Factor	Remark
MHz	dBm	dBm	dBm	dB	dB	
1 pp 1408.00	-61.42	-47.08	-13.00	-48.42	-14.34	Peak

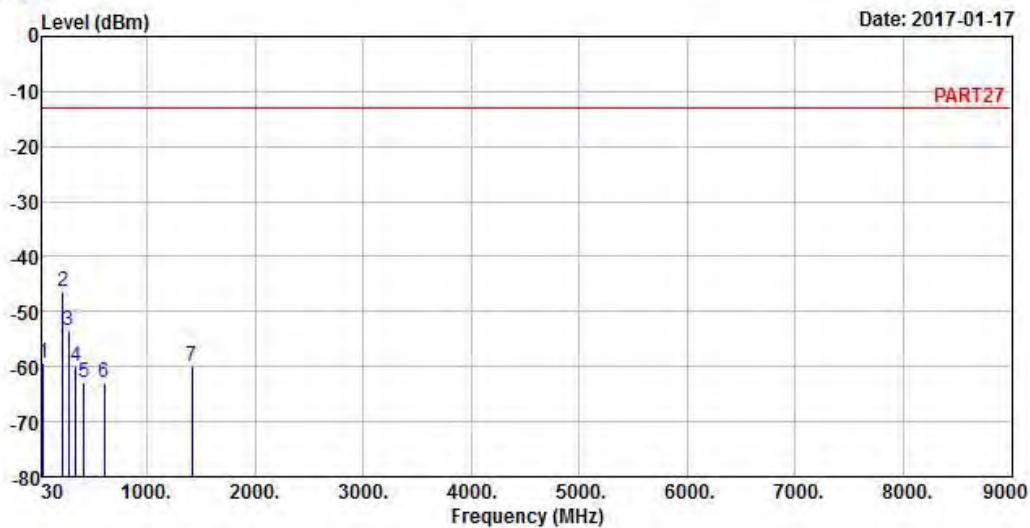
Middle Channel



Bureau Veritas Consumer Products Services Ltd., Taoyuan Branch

A D T

Data: 5



Site : 966 Chamber 5
 Condition: PART27 HORIZONTAL
 Remak : LTE Band 12 QPSK_10M_M-CH Link
 Tested by: Getaz Yang

	Freq	Level	Read Level	Limit	Over	Factor	Remark
	MHz	dBm	dBm	dBm	dB	dB	
1	41.64	-59.37	-58.96	-13.00	-46.37	-0.41	Peak
2 pp	222.06	-46.31	-39.19	-13.00	-33.31	-7.12	Peak
3	274.44	-53.37	-46.88	-13.00	-40.37	-6.49	Peak
4	338.46	-59.94	-53.52	-13.00	-46.94	-6.42	Peak
5	417.03	-62.76	-56.95	-13.00	-49.76	-5.81	Peak
6	603.27	-62.83	-62.07	-13.00	-49.83	-0.76	Peak
7	1415.00	-60.07	-45.73	-13.00	-47.07	-14.34	Peak

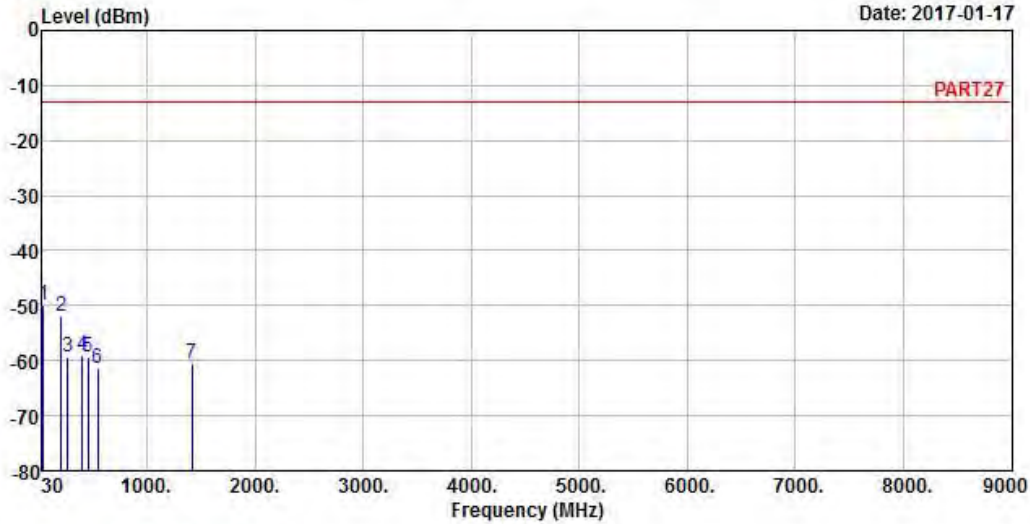


Bureau Veritas Consumer Products Services Ltd., Taoyuan Branch

A D T

Data: 6

Date: 2017-01-17



Site : 966 Chamber 5
 Condition: PART27 VERTICAL
 Remak : LTE Band 12 QPSK_10M_M-CH Link
 Tested by: Getaz Yang

	Read	Limit	Over				
Freq	Level	Level	Line	Limit	Factor	Remark	
MHz	dBm	dBm	dBm	dB	dB		
1 pp	41.64	-49.99	-49.58	-13.00	-36.99	-0.41	Peak
2	206.54	-51.90	-44.15	-13.00	-38.90	-7.75	Peak
3	265.71	-59.20	-52.89	-13.00	-46.20	-6.31	Peak
4	398.60	-59.10	-53.15	-13.00	-46.10	-5.95	Peak
5	454.86	-59.21	-53.75	-13.00	-46.21	-5.46	Peak
6	543.13	-61.33	-58.24	-13.00	-48.33	-3.09	Peak
7	1415.00	-60.48	-46.14	-13.00	-47.48	-14.34	Peak

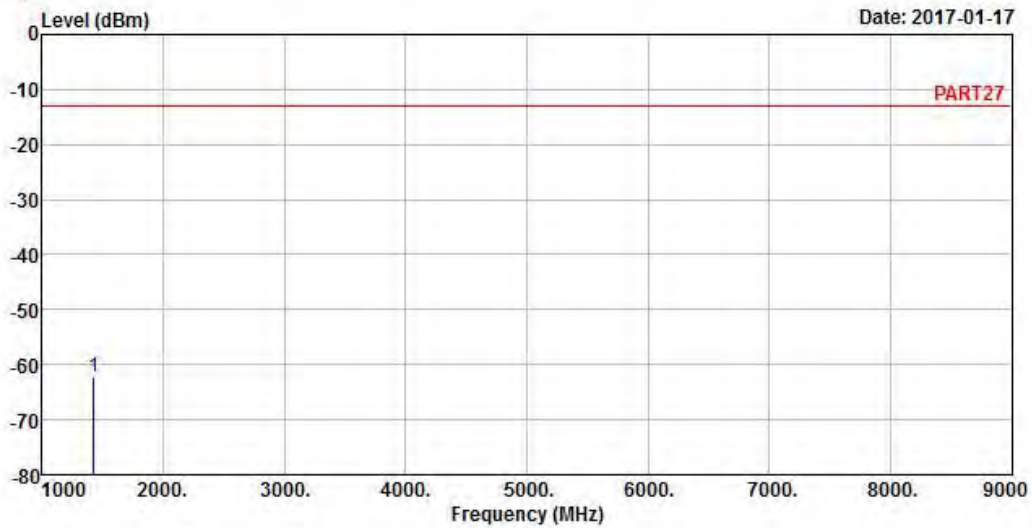
High Channel



Bureau Veritas Consumer Products Services Ltd., Taoyuan Branch

A D T

Data: 3



Site : 966 Chamber 5
 Condition: PART27 HORIZONTAL
 Remak : LTE Band 12 QPSK_10M_H-CH Link
 Tested by: Getaz Yang

	Read	Limit	Over		
Freq	Level	Level	Line	Limit	Factor Remark
MHz	dBm	dBm	dBm	dB	dB
1 pp 1422.00	-62.26	-47.92	-13.00	-49.26	-14.34 Peak

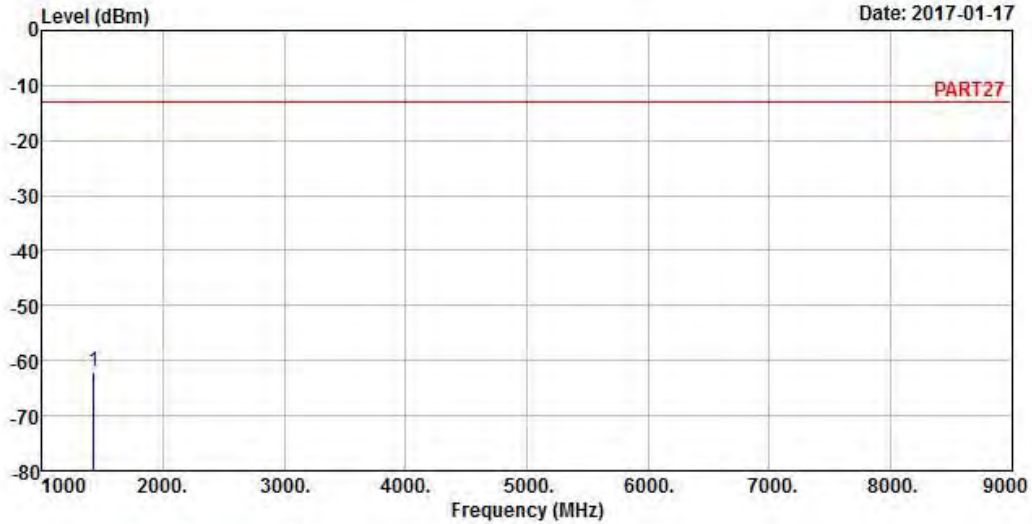


Bureau Veritas Consumer Products Services Ltd., Taoyuan Branch

A D T

Data: 4

Date: 2017-01-17



Site : 966 Chamber 5
 Condition: PART27 VERTICAL
 Remak : LTE Band 12 QPSK_10M_H-CH Link
 Tested by: Getaz Yang

Freq	Level	Read Level	Limit Line	Over Limit	Factor	Remark
MHz	dBm	dBm	dBm	dB	dB	
1 pp 1422.00	-61.95	-47.61	-13.00	-48.95	-14.34	Peak

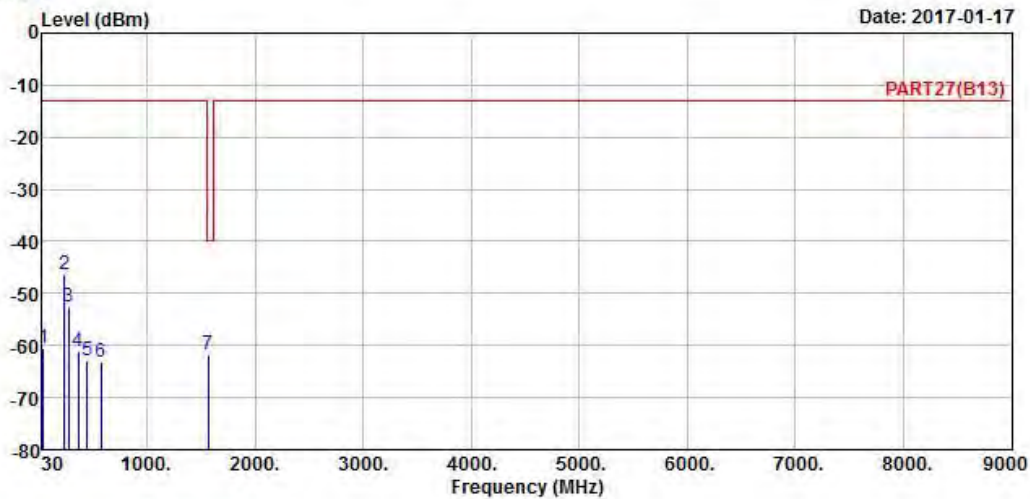
LTE Band 13
Channel Bandwidth: 10 MHz / QPSK
Middle Channel_1RB



Bureau Veritas Consumer Products Services Ltd., Taoyuan Branch

A D T

Data: 5



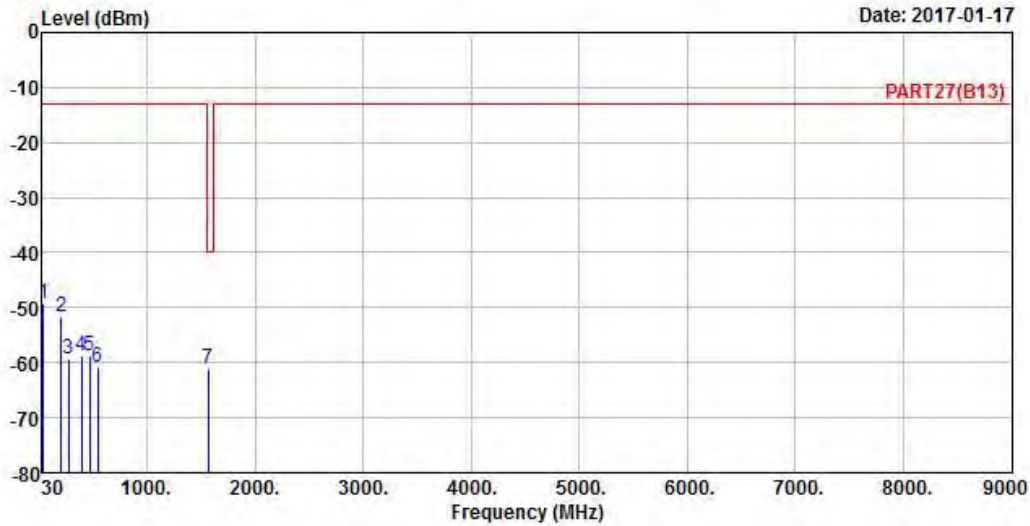
Site : 966 Chamber 5
Condition: PART27(B13) HORIZONTAL
Remak : LTE Band 13 QPSK_10M_M-CH Link
Tested by: Getaz Yang

	Freq	Level	Read Level	Limit Line	Over Limit	Factor	Remark
	MHz	dBm	dBm	dBm	dB	dB	
1	40.67	-60.60	-60.72	-13.00	-47.60	0.12	Peak
2	233.70	-46.38	-39.72	-13.00	-33.38	-6.66	Peak
3	273.47	-52.57	-46.10	-13.00	-39.57	-6.47	Peak
4	366.59	-61.21	-55.07	-13.00	-48.21	-6.14	Peak
5	446.13	-62.89	-57.31	-13.00	-49.89	-5.58	Peak
6	571.26	-63.08	-61.12	-13.00	-50.08	-1.96	Peak
7 pp	1564.00	-61.68	-46.66	-40.00	-21.68	-15.02	Peak



A D T

Data: 6



Site : 966 Chamber 5
 Condition: PART27(B13) VERTICAL
 Remak : LTE Band 13 QPSK_10M_M-CH Link
 Tested by: Getaz Yang

	Freq	Level	Read Level	Limit Line	Over Limit	Factor	Remark
	MHz	dBm	dBm	dBm	dB	dB	
1	41.64	-49.42	-49.01	-13.00	-36.42	-0.41	Peak
2	205.57	-51.70	-43.91	-13.00	-38.70	-7.79	Peak
3	274.44	-59.36	-52.87	-13.00	-46.36	-6.49	Peak
4	396.66	-58.60	-52.63	-13.00	-45.60	-5.97	Peak
5	467.47	-58.83	-53.61	-13.00	-45.83	-5.22	Peak
6	547.01	-60.79	-57.84	-13.00	-47.79	-2.95	Peak
7 pp	1564.00	-61.05	-46.03	-40.00	-21.05	-15.02	Peak

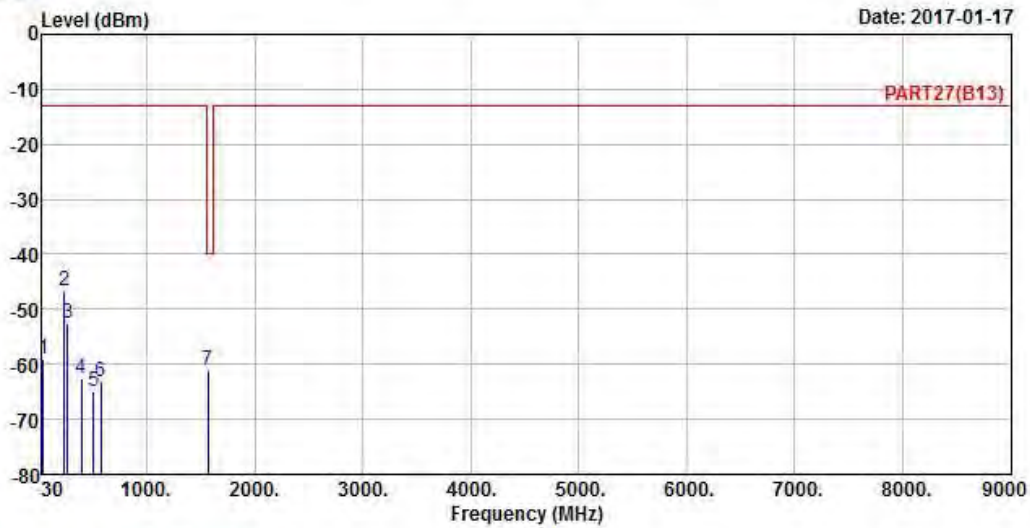
Middle Channel_50RB



Bureau Veritas Consumer Products Services Ltd., Taoyuan Branch

A D T

Data: 5



Site : 966 Chamber 5
 Condition: PART27(B13) HORIZONTAL
 Remak : LTE Band 13 QPSK_10M_M-CH Link
 Tested by: Getaz Yang

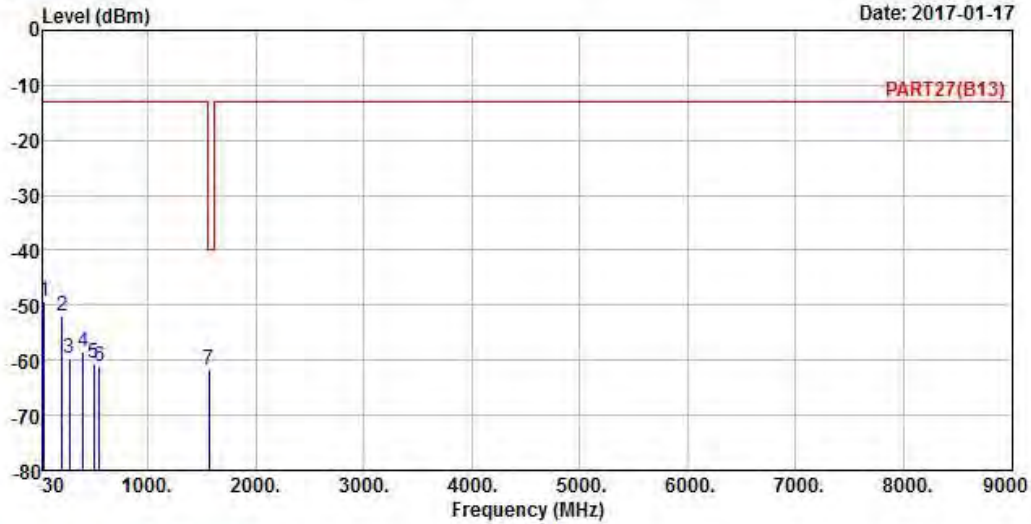
	Freq	Level	Read Level	Limit	Over	Factor	Remark
	MHz	dBm	dBm	dBm	dB	dB	
1	41.64	-59.04	-58.63	-13.00	-46.04	-0.41	Peak
2	232.73	-46.51	-39.81	-13.00	-33.51	-6.70	Peak
3	267.65	-52.46	-46.11	-13.00	-39.46	-6.35	Peak
4	389.87	-62.58	-56.58	-13.00	-49.58	-6.00	Peak
5	503.36	-65.04	-60.53	-13.00	-52.04	-4.51	Peak
6	572.23	-63.32	-61.40	-13.00	-50.32	-1.92	Peak
7 pp	1564.00	-61.13	-46.11	-40.00	-21.13	-15.02	Peak



Bureau Veritas Consumer Products Services Ltd., Taoyuan Branch

A D T

Data: 6



Site : 966 Chamber 5
 Condition: PART27(B13) VERTICAL
 Remak : LTE Band 13 QPSK_10M_M-CH Link
 Tested by: Getaz Yang

	Freq	Level	Read Level	Limit Line	Over Limit	Factor	Remark
	MHz	dBm	dBm	dBm	dB	dB	
1	40.67	-49.39	-49.51	-13.00	-36.39	0.12	Peak
2	208.48	-51.86	-44.19	-13.00	-38.86	-7.67	Peak
3	273.47	-59.77	-53.30	-13.00	-46.77	-6.47	Peak
4	402.48	-58.54	-52.61	-13.00	-45.54	-5.93	Peak
5	494.63	-60.49	-55.77	-13.00	-47.49	-4.72	Peak
6	548.95	-61.06	-58.18	-13.00	-48.06	-2.88	Peak
7 pp	1564.00	-61.80	-46.78	-40.00	-21.80	-15.02	Peak

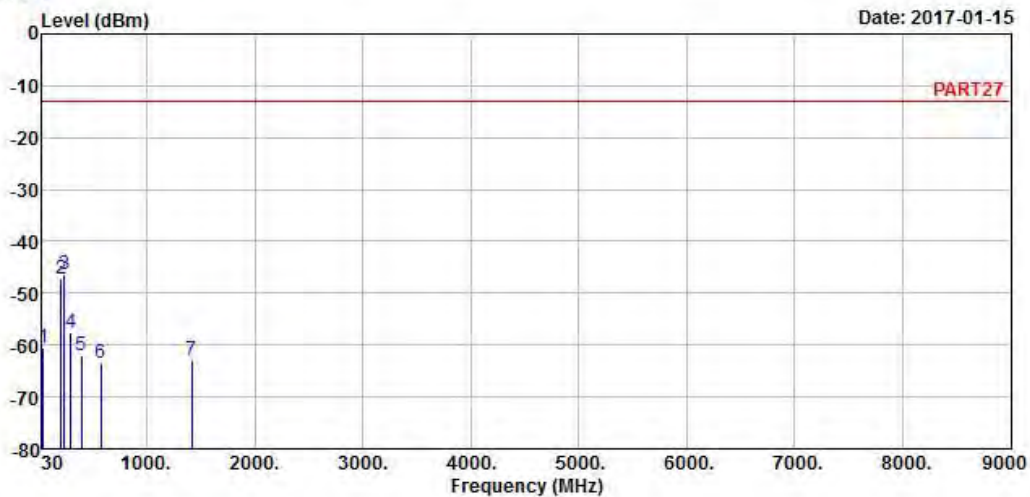
LTE Band 17
Channel Bandwidth: 10 MHz / QPSK
Low Channel



Bureau Veritas Consumer Products Services Ltd., Taoyuan Branch

A D T

Data: 5



Site : 966 Chamber 5
Condition: PART27 HORIZONTAL
Remak : LTE Band 17 QPSK_10M_L-CH Link
Tested by: Getaz Yang

	Freq	Level	Read Level	Limit Line	Over Limit	Factor	Remark
	MHz	dBm	dBm	dBm	dB	dB	
1	41.64	-60.44	-60.03	-13.00	-47.44	-0.41	Peak
2	205.57	-47.18	-39.39	-13.00	-34.18	-7.79	Peak
3 pp	236.61	-46.22	-39.68	-13.00	-33.22	-6.54	Peak
4	297.72	-57.69	-50.72	-13.00	-44.69	-6.97	Peak
5	390.84	-61.85	-55.85	-13.00	-48.85	-6.00	Peak
6	577.08	-63.50	-61.78	-13.00	-50.50	-1.72	Peak
7	1418.00	-62.75	-48.41	-13.00	-49.75	-14.34	Peak

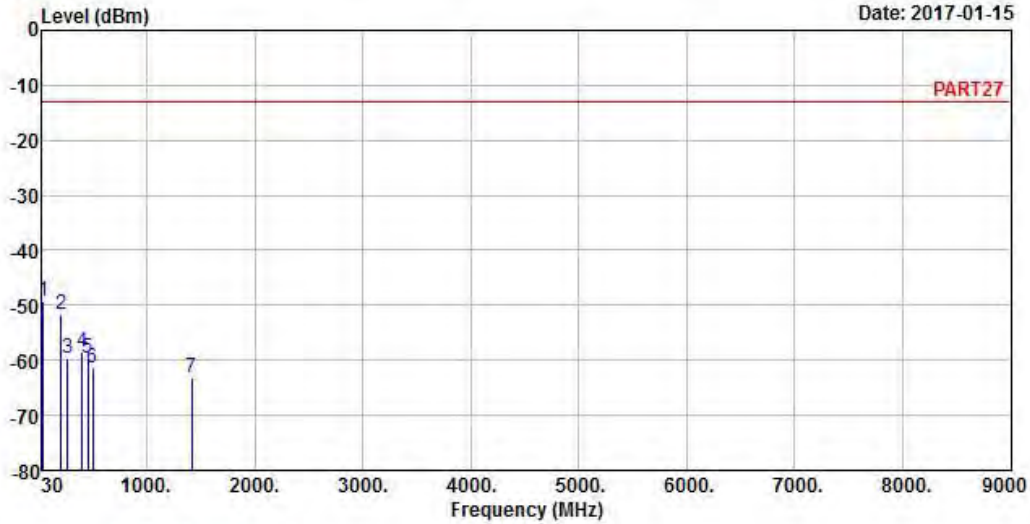


Bureau Veritas Consumer Products Services Ltd., Taoyuan Branch

A D T

Data: 6

Date: 2017-01-15



Site : 966 Chamber 5
 Condition: PART27 VERTICAL
 Remak : LTE Band 17 QPSK_10M_L-CH Link
 Tested by: Getaz Yang

	Freq	Level	Read Level	Limit Line	Over Limit	Factor	Remark
	MHz	dBm	dBm	dBm	dB	dB	
1 pp	40.67	-49.19	-49.31	-13.00	-36.19	0.12	Peak
2	206.54	-51.59	-43.84	-13.00	-38.59	-7.75	Peak
3	264.74	-59.62	-53.33	-13.00	-46.62	-6.29	Peak
4	399.57	-58.36	-52.41	-13.00	-45.36	-5.95	Peak
5	453.89	-59.56	-54.08	-13.00	-46.56	-5.48	Peak
6	501.42	-61.36	-56.78	-13.00	-48.36	-4.58	Peak
7	1418.00	-63.22	-48.88	-13.00	-50.22	-14.34	Peak

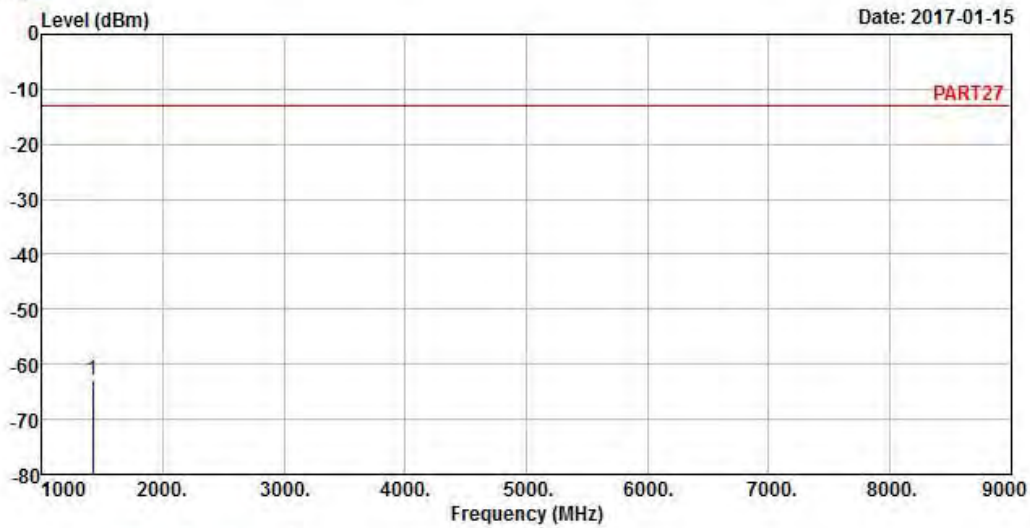
Middle Channel



Bureau Veritas Consumer Products Services Ltd., Taoyuan Branch

A D T

Data: 3



Site : 966 Chamber 5
 Condition: PART27 HORIZONTAL
 Remak : LTE Band 17 QPSK_10M_M-CH Link
 Tested by: Getaz Yang

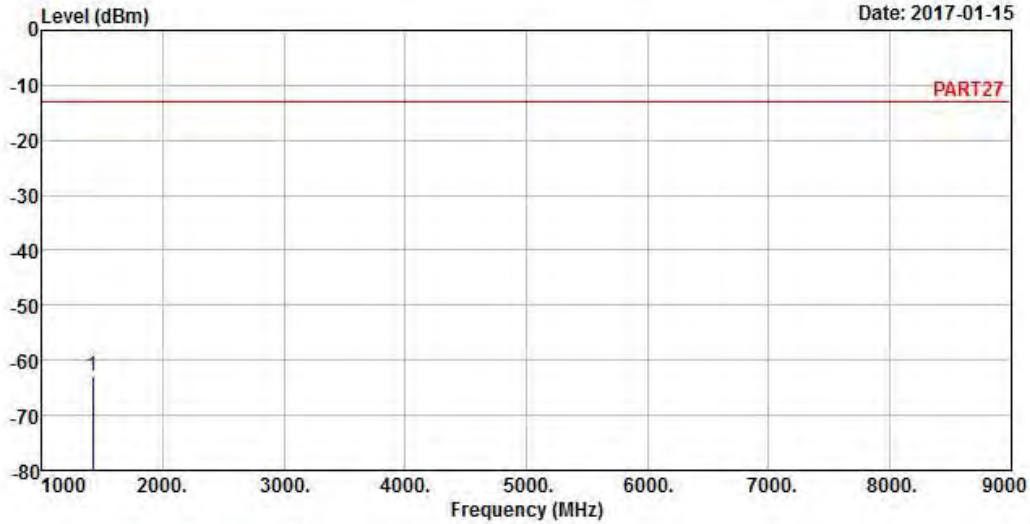
	Read	Limit	Over			
Freq	Level	Level	Line	Limit	Factor	Remark
MHz	dBm	dBm	dBm	dB	dB	
1 pp 1420.00	-62.84	-48.50	-13.00	-49.84	-14.34	Peak



A D T

Data: 4

Date: 2017-01-15



Site : 966 Chamber 5
 Condition: PART27 VERTICAL
 Remak : LTE Band 17 QPSK_10M_M-CH Link
 Tested by: Getaz Yang

Freq	Level	Read Level	Limit Line	Over Limit	Factor	Remark
MHz	dBm	dBm	dBm	dB	dB	
1 pp 1420.00	-62.89	-48.55	-13.00	-49.89	-14.34	Peak

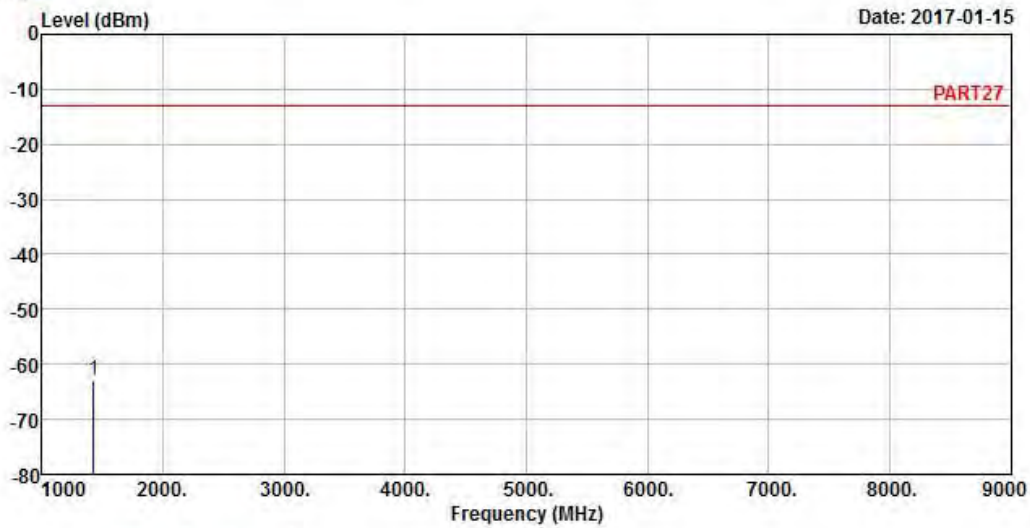
High Channel



Bureau Veritas Consumer Products Services Ltd., Taoyuan Branch

A D T

Data: 3



Site : 966 Chamber 5
 Condition: PART27 HORIZONTAL
 Remak : LTE Band 17 QPSK_10M_H-CH Link
 Tested by: Getaz Yang

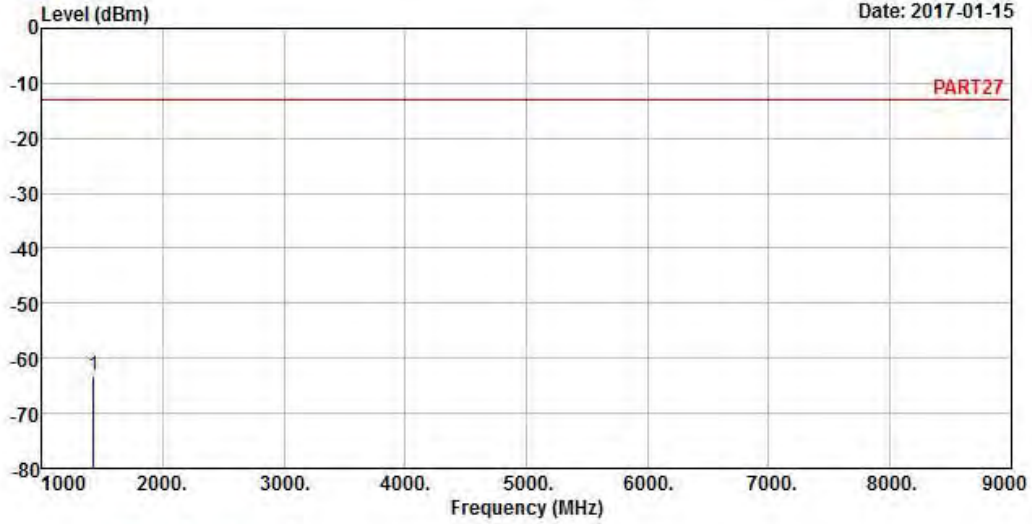
	Read	Limit	Over		
Freq	Level	Level	Line	Limit	Factor Remark
MHz	dBm	dBm	dBm	dB	dB
1 pp 1422.00	-62.78	-48.44	-13.00	-49.78	-14.34 Peak



A D T

Data: 4

Date: 2017-01-15



Site : 966 Chamber 5
 Condition: PART27 VERTICAL
 Remak : LTE Band 17 QPSK_10M_H-CH Link
 Tested by: Getaz Yang

Freq	Level	Read Level	Limit Line	Over Limit	Factor	Remark
MHz	dBm	dBm	dBm	dB	dB	
1 pp 1422.00	-63.05	-48.71	-13.00	-50.05	-14.34	Peak

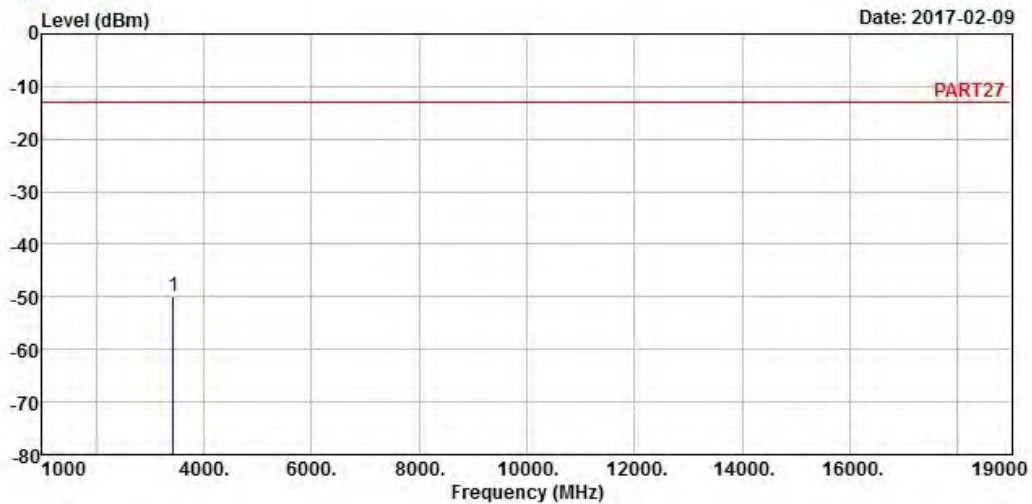
LTE Band 66
Channel Bandwidth: 20 MHz / QPSK
Low Channel



Bureau Veritas Consumer Products Services Ltd., Taoyuan Branch

A D T

Data: 5



Site : 966 Chamber 5
Condition: PART27 HORIZONTAL
Remak : LTE Band 66 QPSK_20M_L-CH Link
Tested by: Getaz Yang

Freq	Level	Read Level	Limit Line	Over Limit	Factor	Remark
MHz	dBm	dBm	dBm	dB	dB	
1 pp 3440.00	-49.99	-40.99	-13.00	-36.99	-9.00	Peak

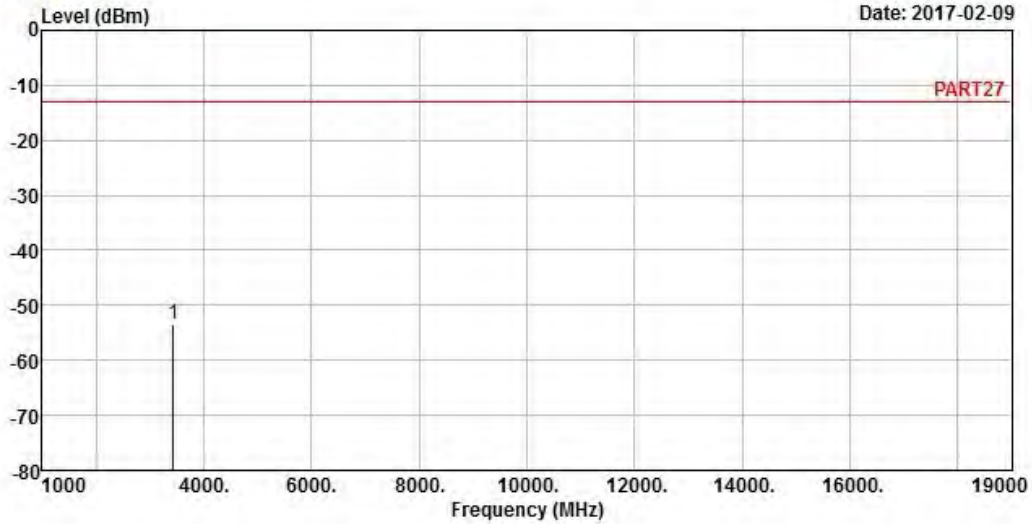


Bureau Veritas Consumer Products Services Ltd., Taoyuan Branch

A D T

Data: 6

Date: 2017-02-09



Site : 966 Chamber 5
 Condition: PART27 VERTICAL
 Remak : LTE Band 66 QPSK_20M_L-CH Link
 Tested by: Getaz Yang

Freq	Level	Read Level	Limit Line	Over Limit	Factor	Remark
MHz	dBm	dBm	dBm	dB	dB	
1 pp 3440.00	-53.36	-44.36	-13.00	-40.36	-9.00	Peak

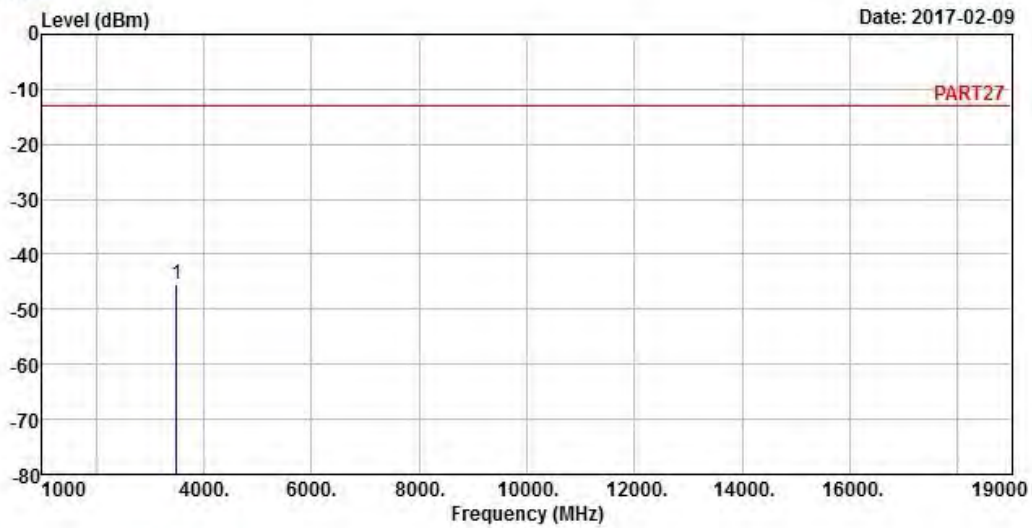
Middle Channel



Bureau Veritas Consumer Products Services Ltd., Taoyuan Branch

A D T

Data: 5



Site : 966 Chamber 5
 Condition: PART27 HORIZONTAL
 Remak : LTE Band 66 QPSK_20M_M-CH Link
 Tested by: Getaz Yang

Freq	Level	Read Level	Limit	Over	Factor	Remark
MHz	dBm	dBm	dBm	dB	dB	
1 pp 3490.00	-45.34	-36.83	-13.00	-32.34	-8.51	Peak

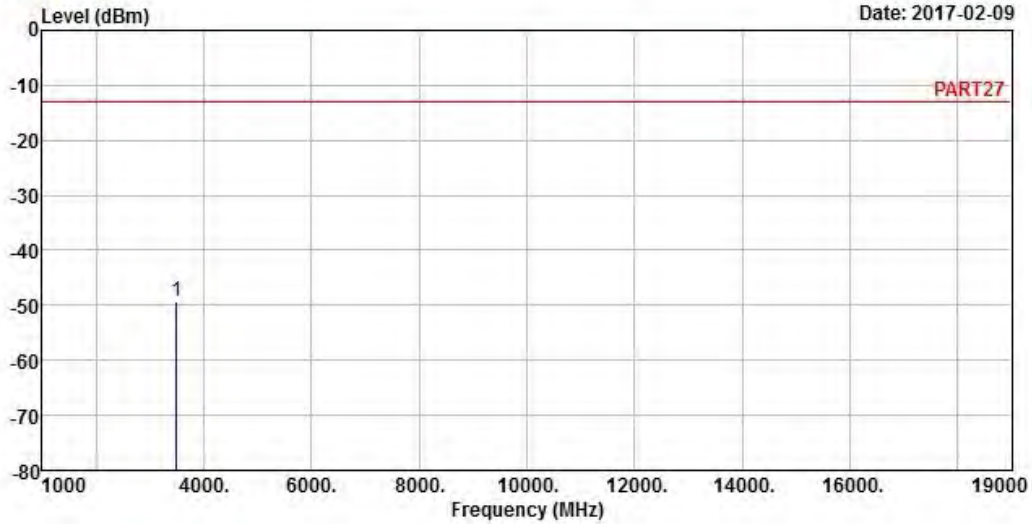


Bureau Veritas Consumer Products Services Ltd., Taoyuan Branch

A D T

Data: 6

Date: 2017-02-09



Site : 966 Chamber 5
 Condition: PART27 VERTICAL
 Remak : LTE Band 66 QPSK_20M_M-CH Link
 Tested by: Getaz Yang

Freq	Level	Read Level	Limit Line	Over Limit	Factor	Remark
MHz	dBm	dBm	dBm	dB	dB	
1 pp 3490.00	-49.33	-40.82	-13.00	-36.33	-8.51	Peak

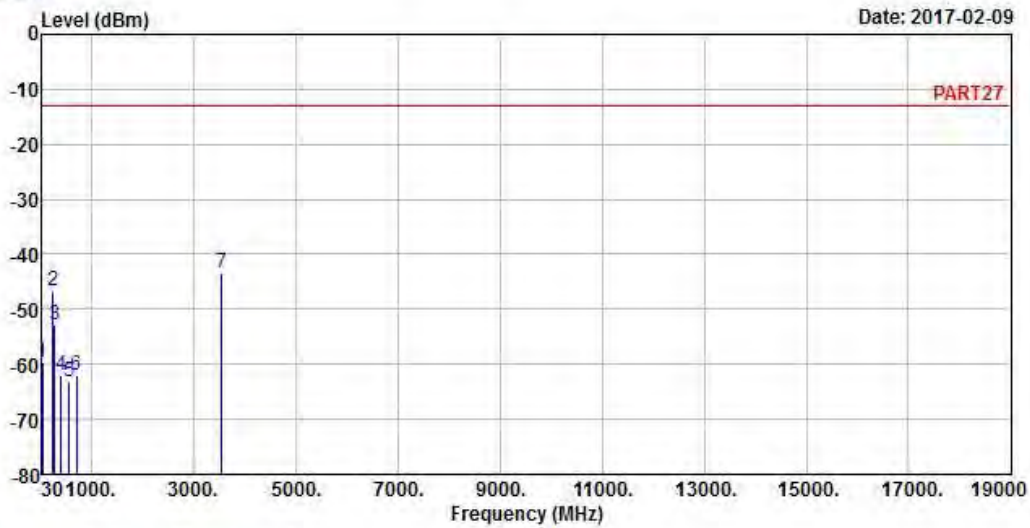
High Channel



Bureau Veritas Consumer Products Services Ltd., Taoyuan Branch

A D T

Data: 7



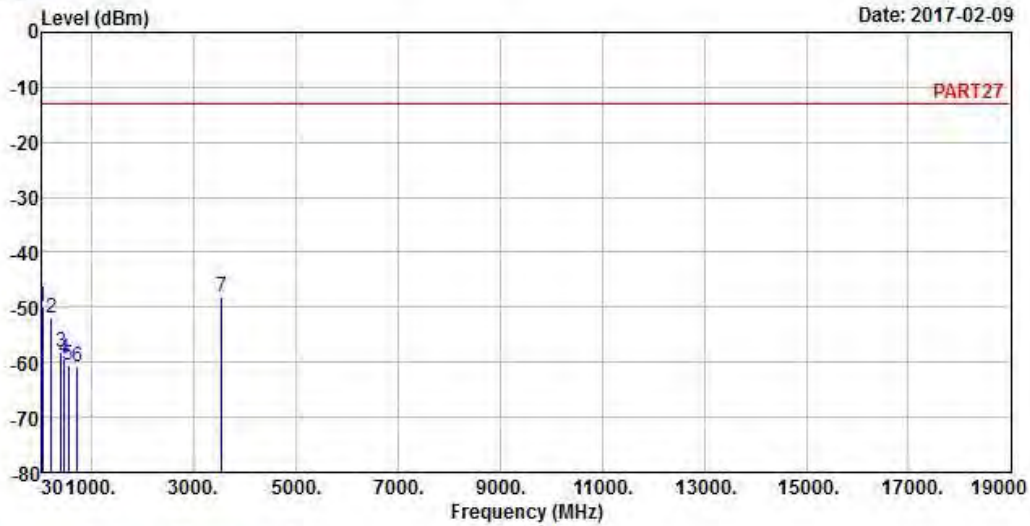
Site : 966 Chamber 5
 Condition: PART27 HORIZONTAL
 Remak : LTE Band 66 QPSK_20M_H-CH Link
 Tested by: Getaz Yang

	Freq	Level	Read Level	Limit	Over	Factor	Remark
	MHz	dBm	dBm	dBm	dB	dB	
1	40.67	-59.60	-59.72	-13.00	-46.60	0.12	Peak
2	235.64	-46.71	-40.13	-13.00	-33.71	-6.58	Peak
3	267.65	-52.77	-46.42	-13.00	-39.77	-6.35	Peak
4	398.60	-61.98	-56.03	-13.00	-48.98	-5.95	Peak
5	552.83	-63.25	-60.52	-13.00	-50.25	-2.73	Peak
6	704.15	-61.95	-61.93	-13.00	-48.95	-0.02	Peak
7 pp	3540.00	-43.42	-35.07	-13.00	-30.42	-8.35	Peak



A D T

Data: 8



Site : 966 Chamber 5
 Condition: PART27 VERTICAL
 Remak : LTE Band 66 QPSK_20M_H-CH Link
 Tested by: Getaz Yang

	Freq	Level	Read Level	Limit Line	Over Limit	Factor	Remark
	MHz	dBm	dBm	dBm	dB	dB	
1	40.67	-49.92	-50.04	-13.00	-36.92	0.12	Peak
2	206.54	-52.08	-44.33	-13.00	-39.08	-7.75	Peak
3	399.57	-58.27	-52.32	-13.00	-45.27	-5.95	Peak
4	460.68	-59.20	-53.85	-13.00	-46.20	-5.35	Peak
5	549.92	-60.50	-57.65	-13.00	-47.50	-2.85	Peak
6	710.94	-60.68	-60.79	-13.00	-47.68	0.11	Peak
7 pp	3540.00	-48.22	-39.87	-13.00	-35.22	-8.35	Peak

5 Pictures of Test Arrangements

Please refer to the attached file (Test Setup Photo).

Appendix – Information on the Testing Laboratories

We, Bureau Veritas Consumer Products Services (H.K.) Ltd., Taoyuan Branch, were founded in 1988 to provide our best service in EMC, Radio, Telecom and Safety consultation. Our laboratories are accredited and approved according to ISO/IEC 17025.

If you have any comments, please feel free to contact us at the following:

Linko EMC/RF Lab

Tel: 886-2-26052180

Fax: 886-2-26051924

Hsin Chu EMC/RF/Telecom Lab

Tel: 886-3-6668565

Fax: 886-3-6668323

Hwa Ya EMC/RF/Safety

Tel: 886-3-3183232

Fax: 886-3-3270892

Email: service.adt@tw.bureauveritas.com

Web Site: www.bureauveritas-adt.com

The address and road map of all our labs can be found in our web site also.

--- END ---