





# Annex F. Photographs

## F.1 Test Sample

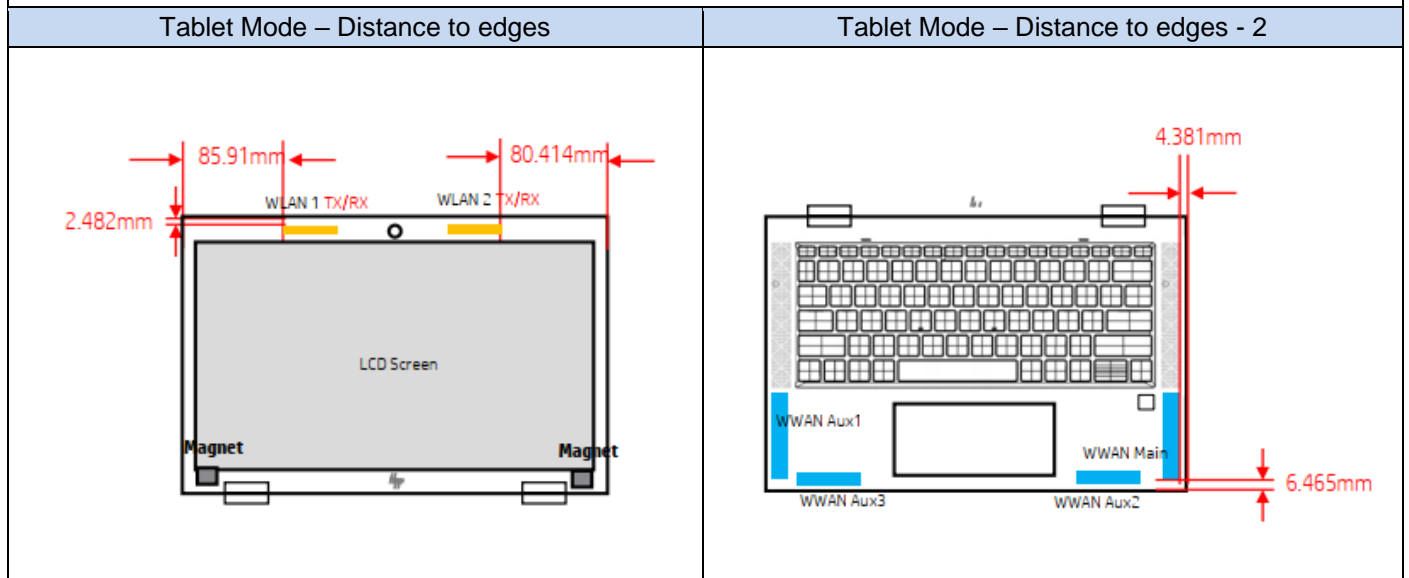
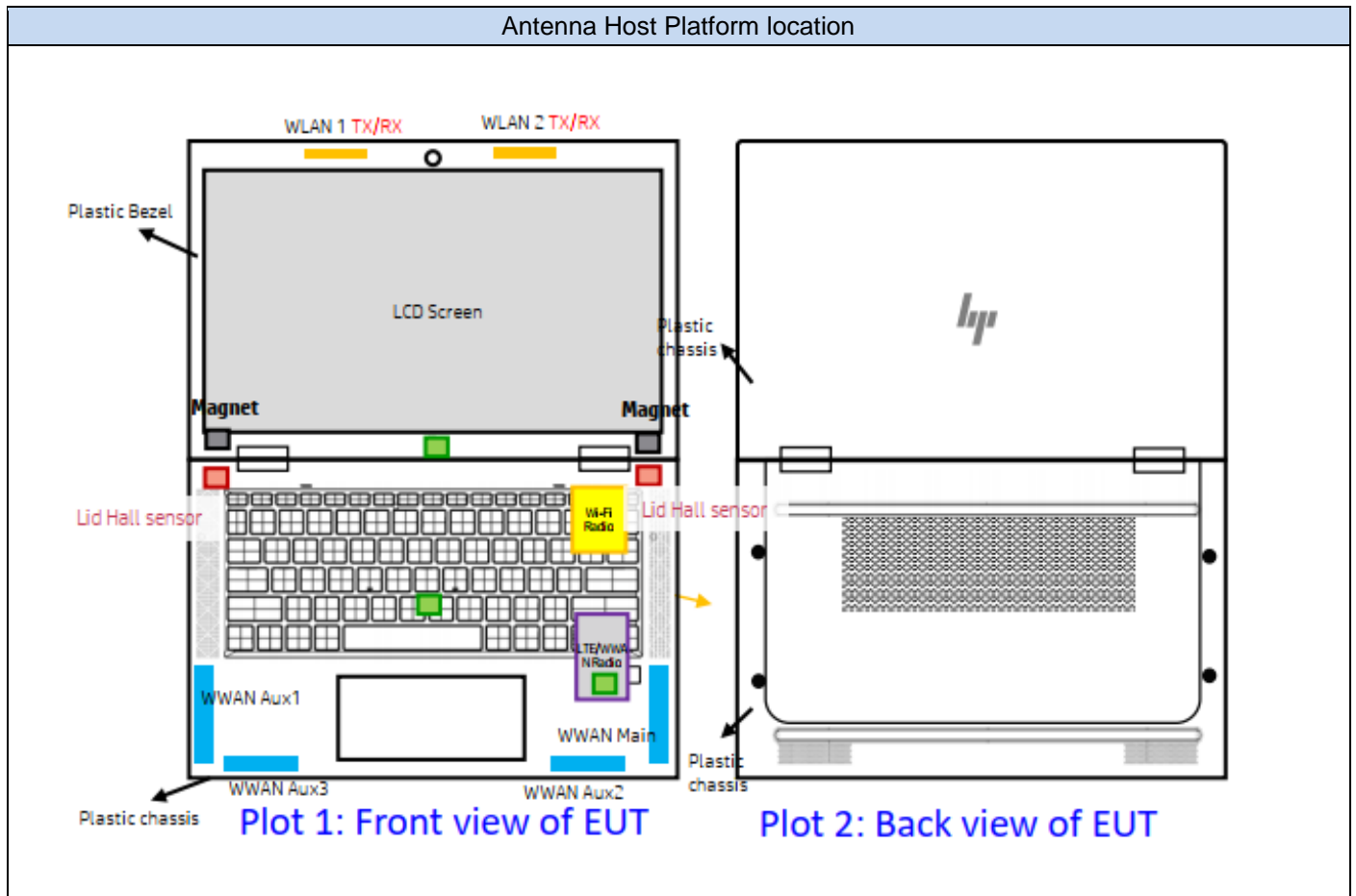
Sample Front	Sample Back
	
Tablet Display	Tablet Keyboard
	
Laptop Mode	
	

### F.2 Test positions


Top Edge	Back Face
 A photograph showing the top edge of a transparent test chamber. A black probe with a red handle is positioned above the chamber. The chamber is mounted on a stand.	 A photograph showing the back face of the transparent test chamber. A black probe with a red handle is positioned above the chamber. The chamber is mounted on a stand.
Right Edge	Laptop Mode
 A photograph showing the right edge of the transparent test chamber. A black probe with a red handle is positioned above the chamber. The chamber is mounted on a stand.	 A photograph showing a laptop computer placed inside the transparent test chamber. A black probe with a red handle is positioned above the laptop. The chamber is mounted on a stand.

### F.3 Antenna host platform location and adjacent edge positions relative to the body

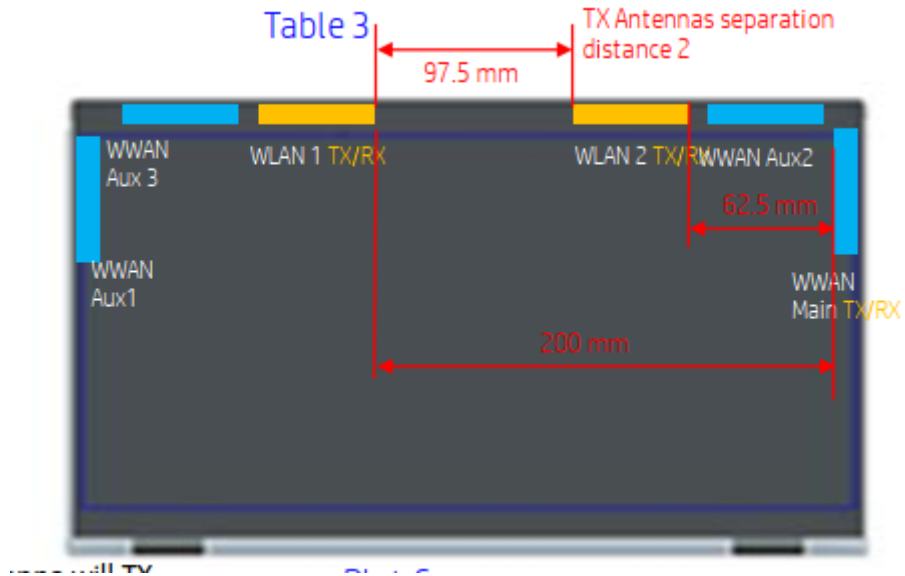
All information (diagrams, values and dimensions) in this section are provided by the manufacturer



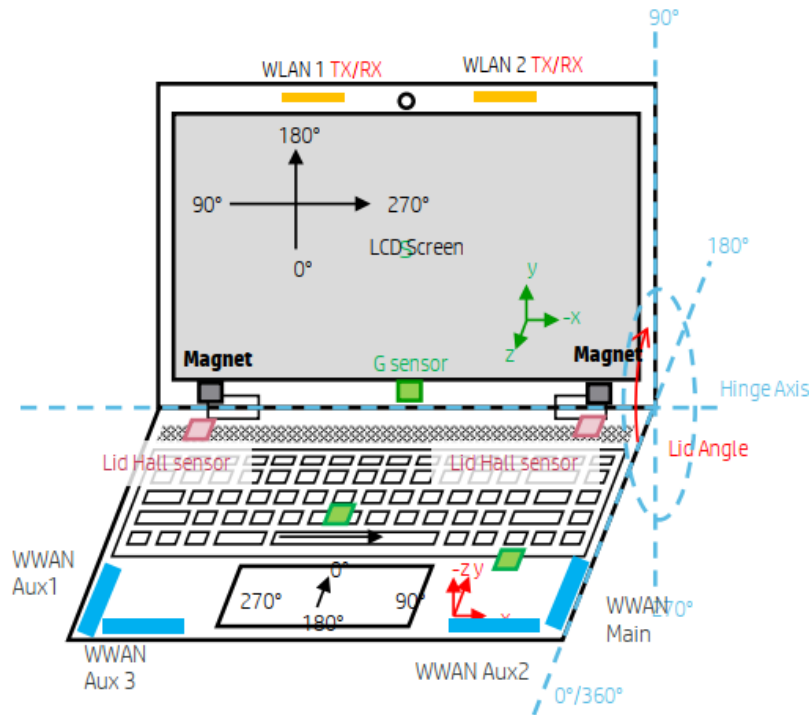
Cross Section View – Tablet Mode



TX Antennas Separation Distance



The illustration of Lid angle



Device mode lid open angle description

Device Mode	Lid Open Angle description	Mode Reported to OS for WLAN	Mode Reported to OS for WWAN
Lid Close	$0^\circ \leq \text{Lid angle} < 35^\circ$ (Lid Hall Sensor Trigger)	No TX power	No TX power
Laptop	$35^\circ \leq \text{Lid angle} < 160^\circ$ (Lid Hall Sensor Release)	Notebook	Notebook
Tablet	$160^\circ \leq \text{Lid angle} \leq 360^\circ$ (screen orientation is $0^\circ$ )	Non-notebook	Non-notebook
Tent	$201^\circ \leq \text{Lid angle} \leq 340^\circ$ (screen orientation is $180^\circ$ )	Non-notebook	Non-notebook
Stand	$201^\circ \leq \text{Lid angle} \leq 340^\circ$ (screen orientation is $0^\circ$ )	Notebook	Non-notebook
Book	$35^\circ \leq \text{Lid angle} \leq 360^\circ$ (screen orientation is $90^\circ$ or $270^\circ$ )	Non-notebook	Non-notebook

#### F.4 Phantom liquid level during measurements

ELI phantom Body liquid SAR Dasy SPEAG MBBL600-6000V6 Batch - 160603-01

