

**Figure 9**  
Inside of the EUT



**Figure 10**  
Inside of the EUT



**Figure 11**  
Inside of the EUT




**Figure 12**  
Inside of the EUT



**Figure 13**  
Inside of the EUT




**Figure 14**  
Inside of the EUT



**Figure 15**  
Inside of the EUT




**Figure 16**  
Inside of the EUT



**Figure 17**  
Inside of the EUT




**Figure18**  
Inside of the EUT




**Figure 19**  
Inside of the EUT



**Figure 20**  
Inside of the EUT



**Figure 21**  
Inside of the EUT



**Figure 22**  
Inside of the EUT



**Figure 23**  
Inside of the EUT




**Figure 24**  
Inside of the EUT







**Figure 25**  
Inside of the EUT



**Figure 26**  
Inside of the EUT




**Figure 27**  
Inside of the EUT



**Figure 28**  
Inside of the EUT




**Figure 29**  
Inside of the EUT



**Figure 30**  
Battery of the EUT




**Figure 31**  
Battery of the EUT




**Figure 32**  
Speaker




**Figure 33**  
Speaker



**Figure 34**  
ANT of the EUT



**Figure 35**  
ANT of the EUT



**Figure 36**  
Power Adapter



**Figure 37**  
Power Adapter



**Figure 38**  
Power Adapter

