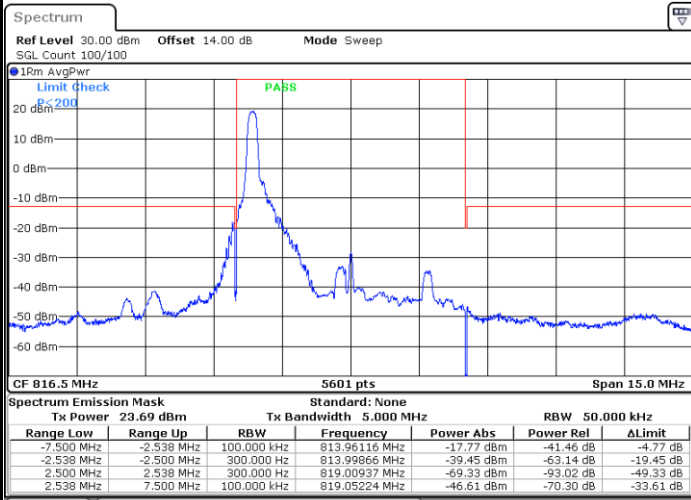




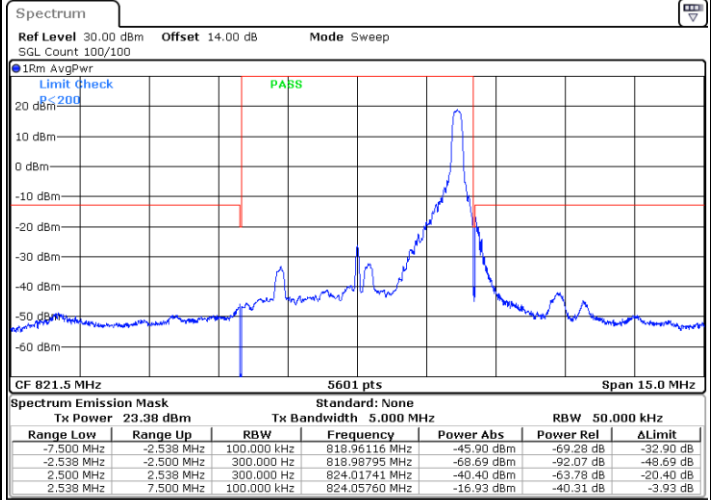
LTE Band 26 / 5MHz / QPSK

Lowest Band Edge / 1 RB



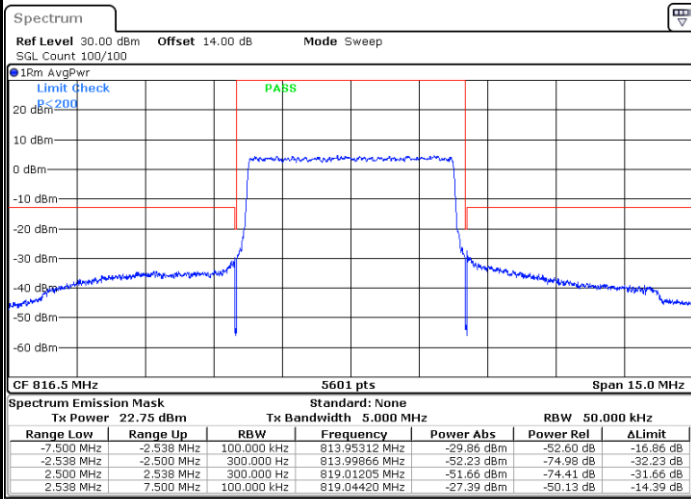
Date: 18.DEC.2020 12:00:00

Highest Band Edge / 1 RB



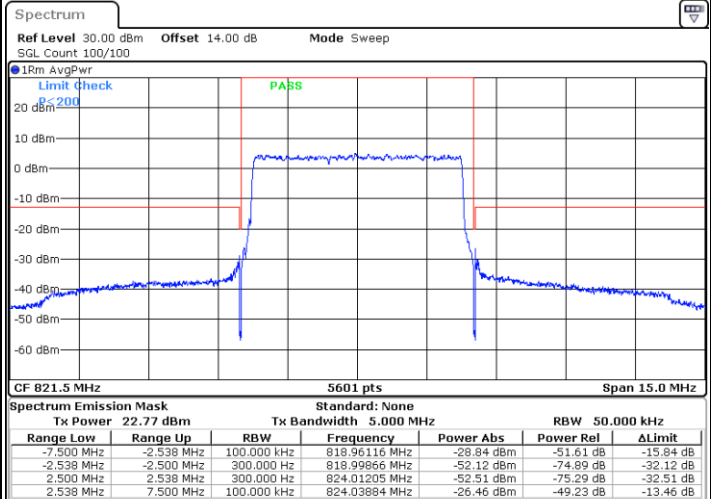
Date: 18.DEC.2020 12:01:11

Lowest Band Edge / Full RB



Date: 18.DEC.2020 10:51:21

Highest Band Edge / Full RB

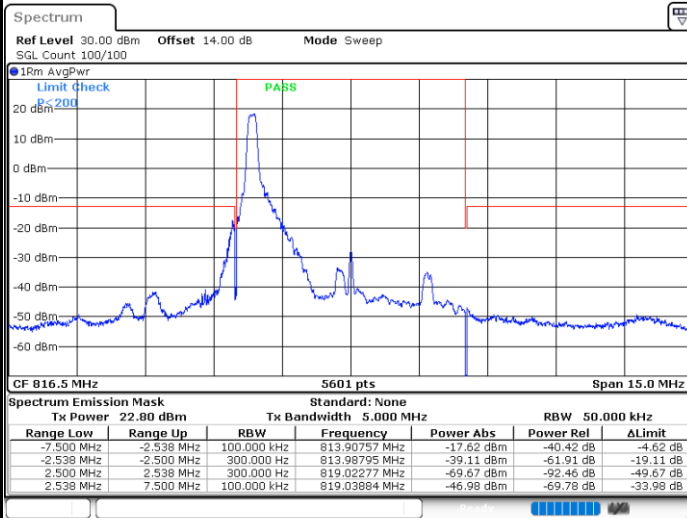


Date: 18.DEC.2020 10:55:57

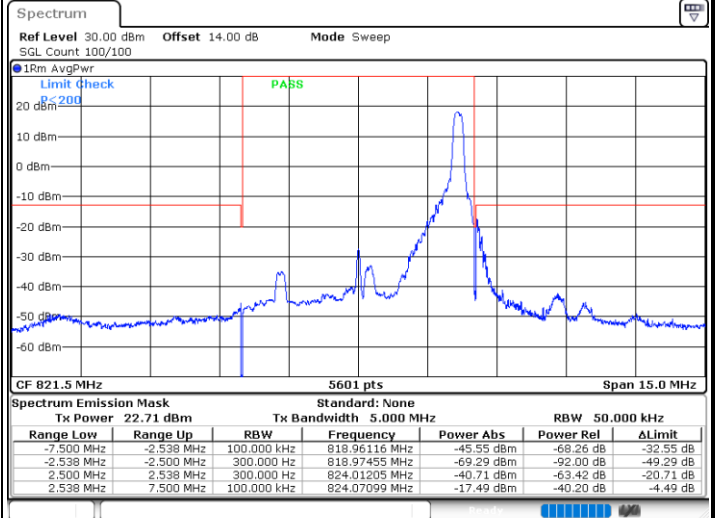


LTE Band 26 / 5MHz / 16QAM

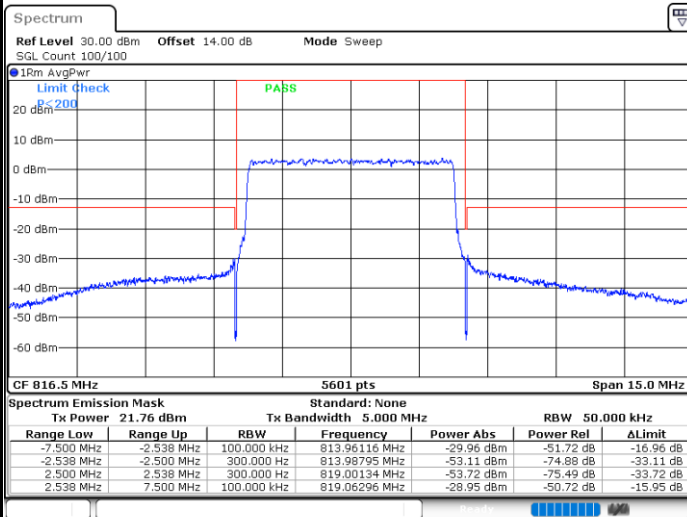
Lowest Band Edge / 1RB



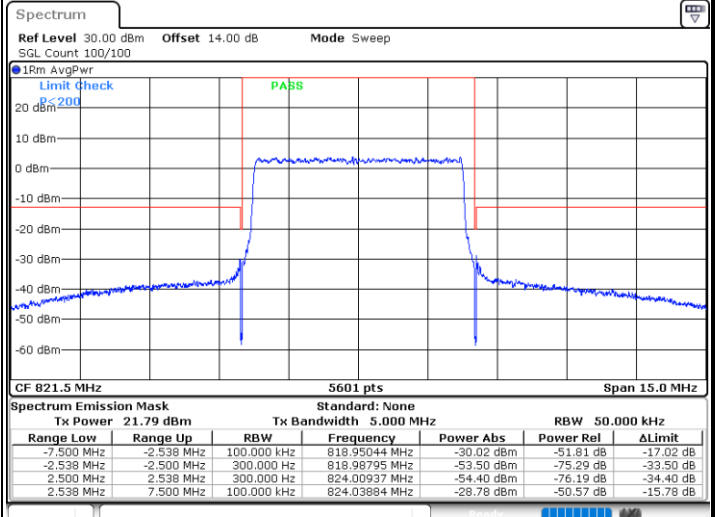
Highest Band Edge / 1 RB



Lowest Band Edge / Full RB



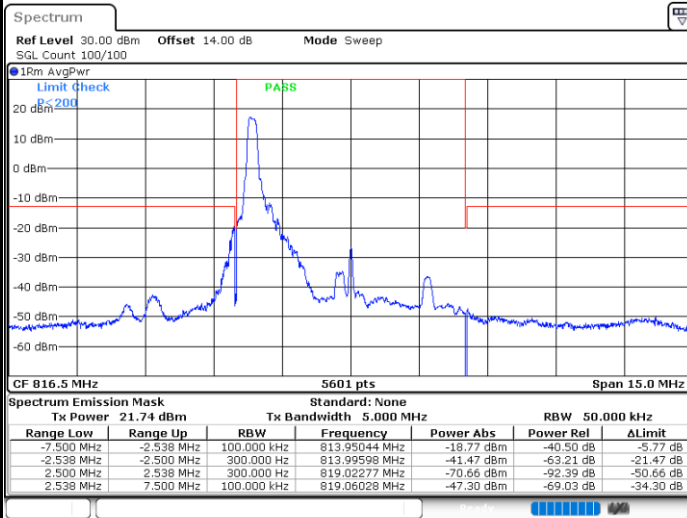
Highest Band Edge / Full RB





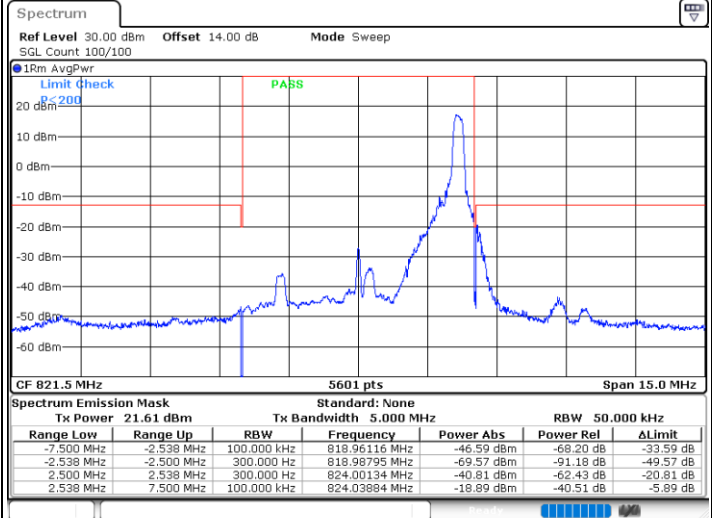
LTE Band 26 / 5MHz / 64QAM

Lowest Band Edge / 1RB



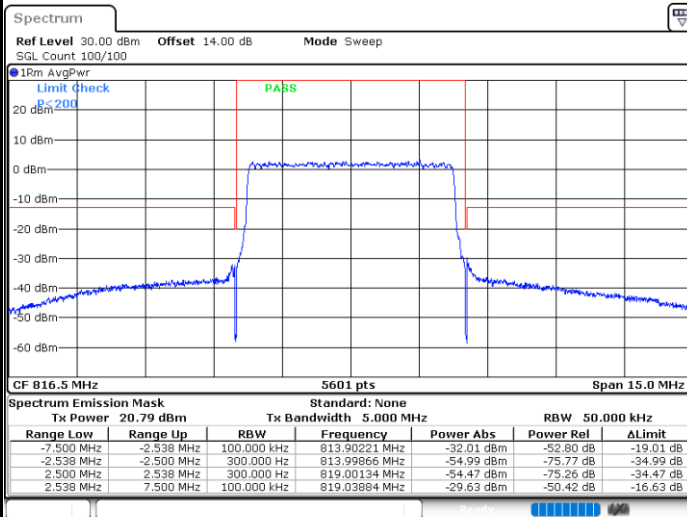
Date: 18.DEC.2020 11:58:08

Highest Band Edge / 1 RB



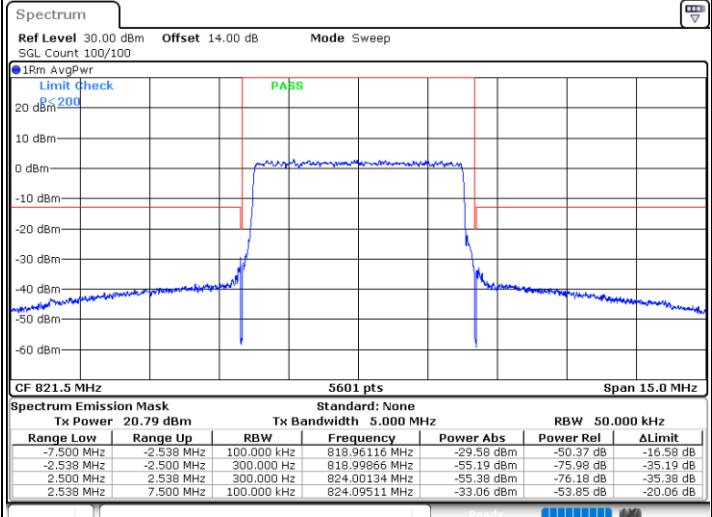
Date: 18.DEC.2020 11:59:26

Lowest Band Edge / Full RB



Date: 18.DEC.2020 11:57:40

Highest Band Edge / Full RB

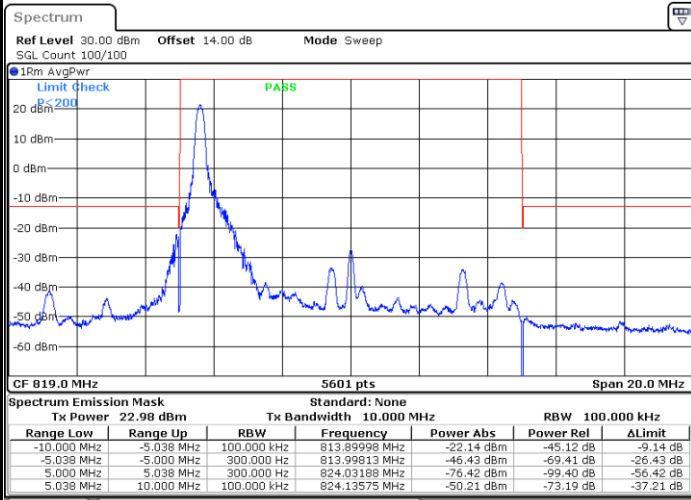


Date: 18.DEC.2020 11:59:01



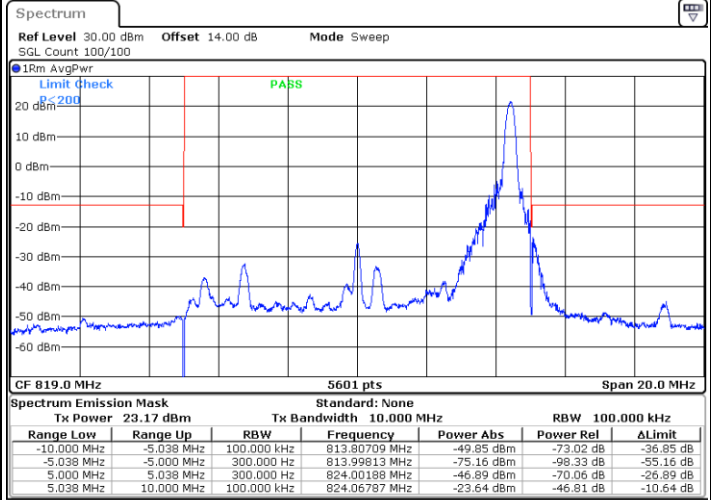
LTE Band 26 / 10MHz / QPSK

Lowest Band Edge / 1 RB



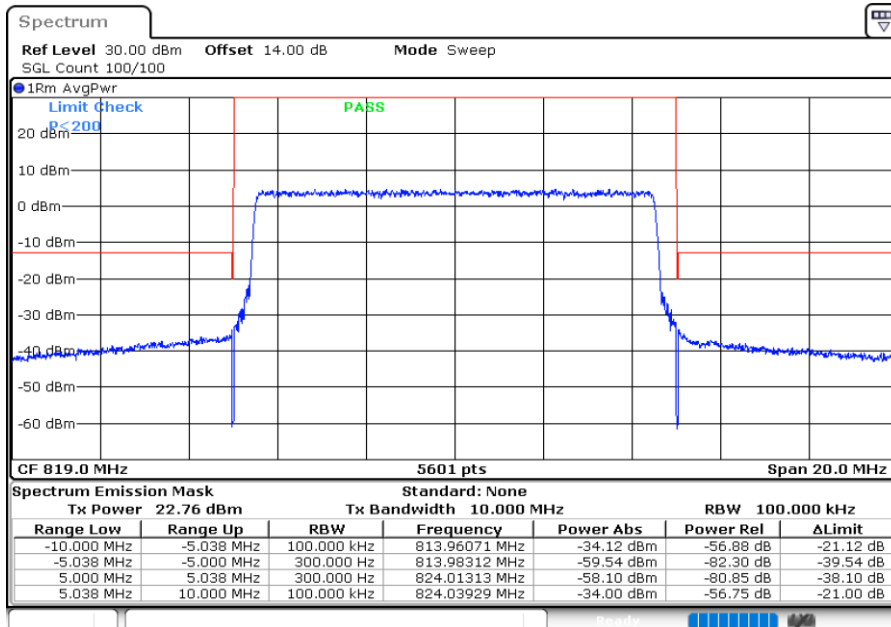
Date: 18.DEC.2020 10:58:14

Highest Band Edge / 1 RB



Date: 18.DEC.2020 11:00:32

Band Edge / Full RB

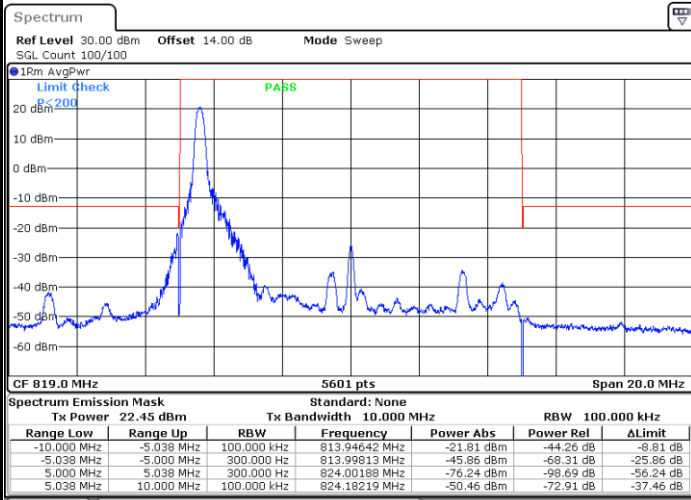


Date: 18.DEC.2020 11:02:50



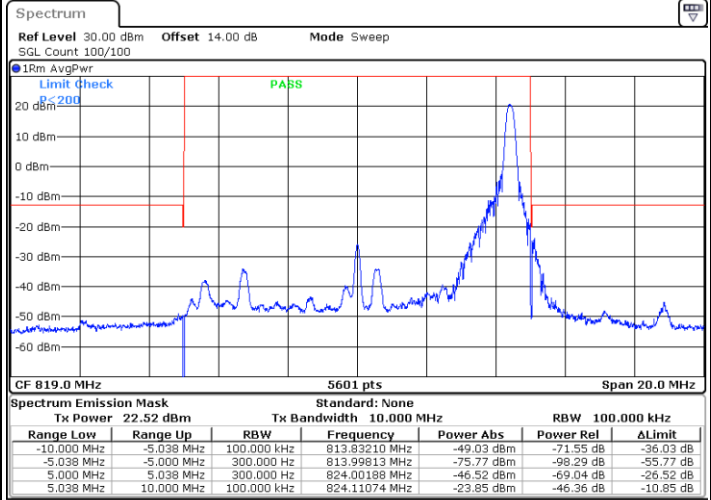
LTE Band 26 / 10MHz / 16QAM

Lowest Band Edge / 1 RB



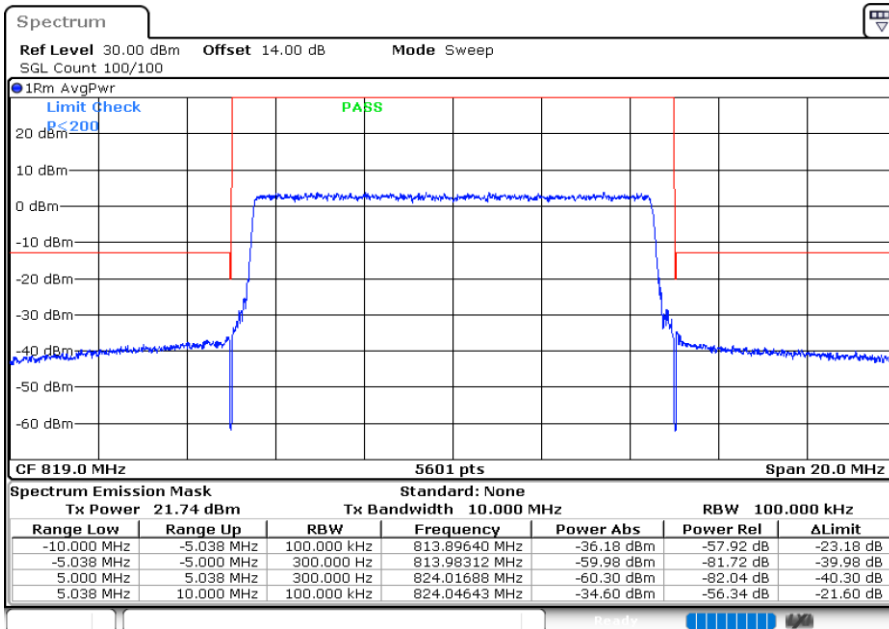
Date: 18.DEC.2020 10:59:23

Highest Band Edge / 1 RB



Date: 18.DEC.2020 11:01:41

Band Edge / Full RB

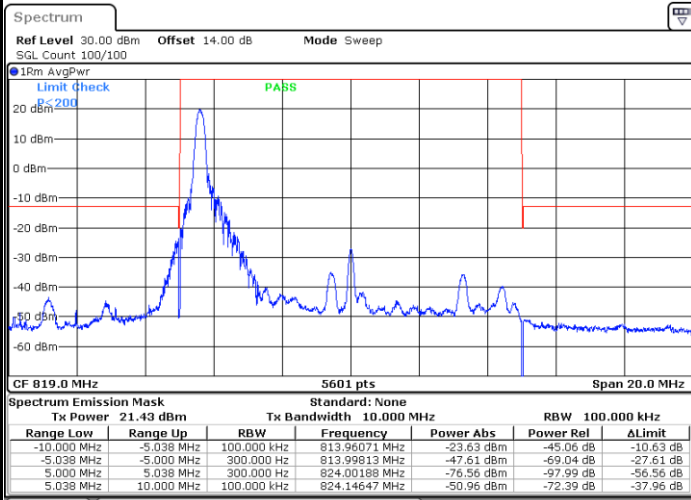


Date: 18.DEC.2020 11:03:58



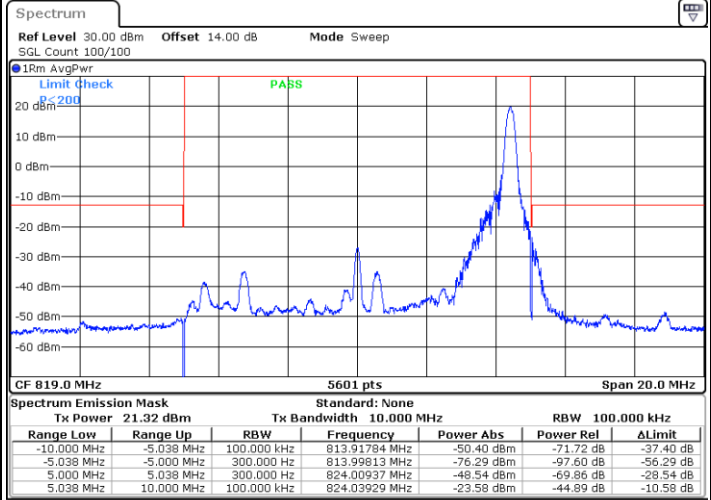
LTE Band 26 / 10MHz / 64QAM

Lowest Band Edge / 1 RB



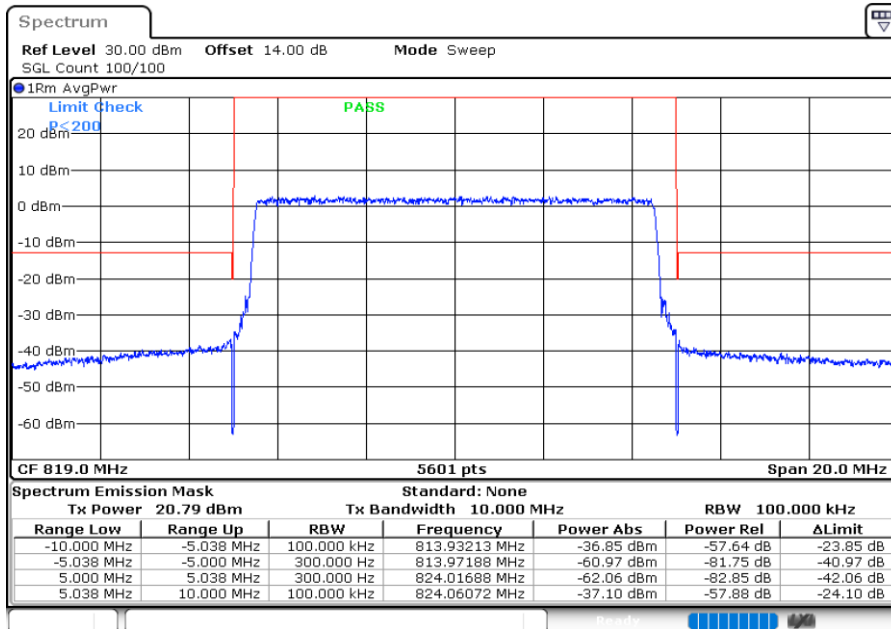
Date: 18.DEC.2020 12:02:39

Highest Band Edge / 1 RB



Date: 18.DEC.2020 12:03:05

Band Edge / Full RB

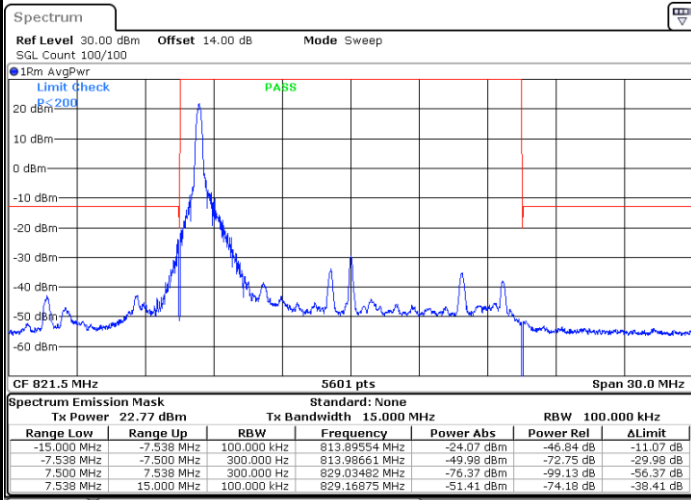


Date: 18.DEC.2020 12:02:14



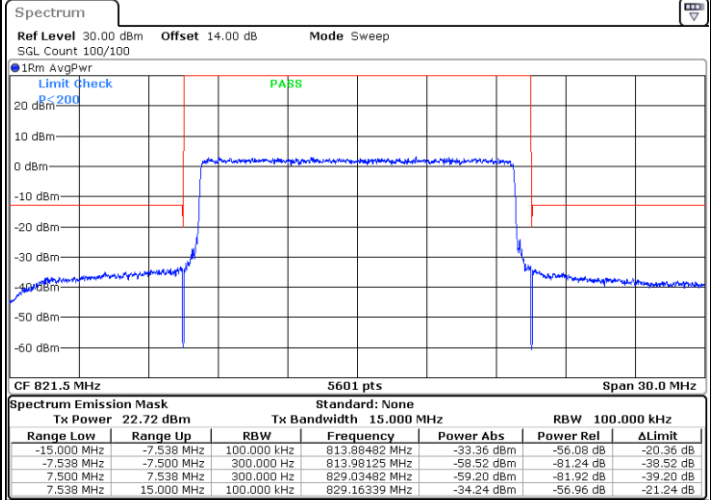
LTE Band 26 / 15MHz QPSK

Lowest Band Edge / 1 RB



Date: 18.DEC.2020 11:05:07

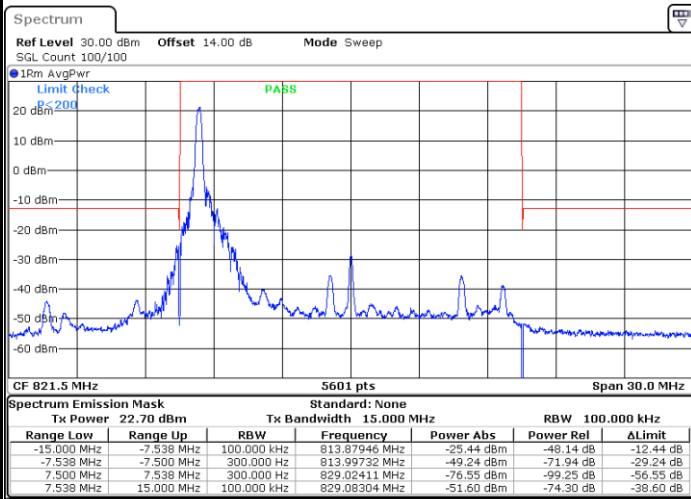
Lowest Band Edge / Full RB



Date: 18.DEC.2020 11:09:42

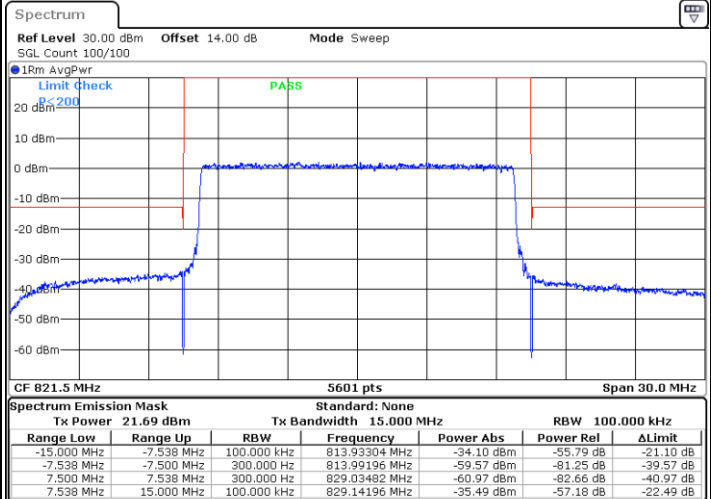
LTE Band 26 / 15MHz 16QAM

Lowest Band Edge / 1 RB



Date: 18.DEC.2020 11:06:16

Lowest Band Edge / Full RB

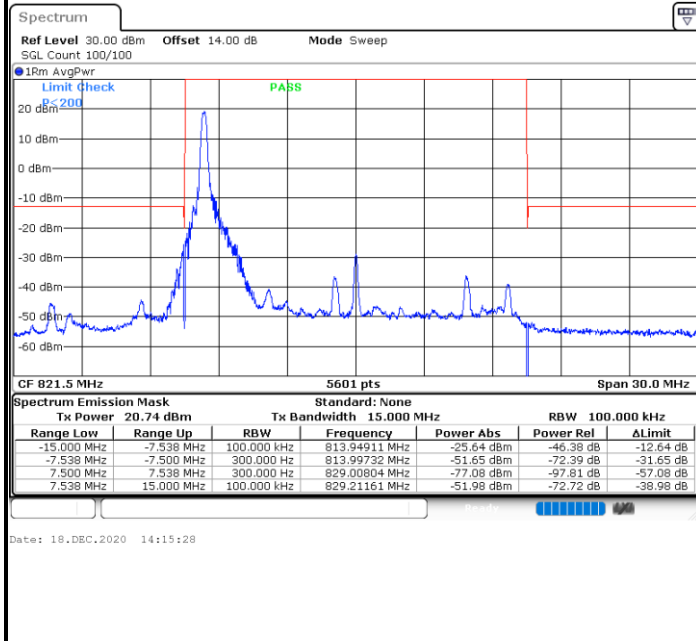


Date: 18.DEC.2020 11:10:51

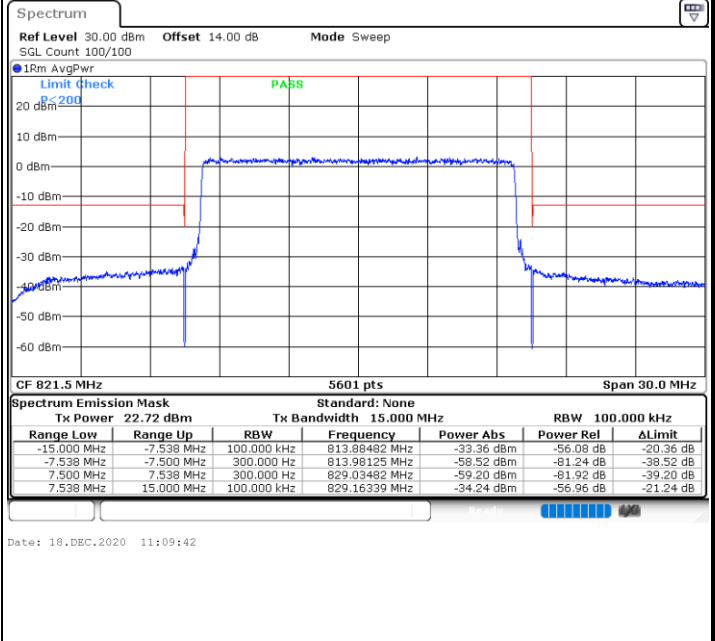


LTE Band 26 / 15MHz / 64QAM

Lowest Band Edge / 1 RB




Lowest Band Edge / Full RB





Conducted Spurious Emission

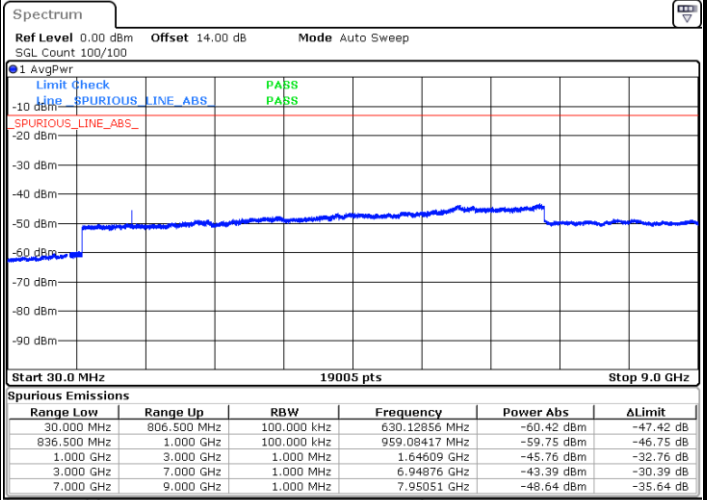
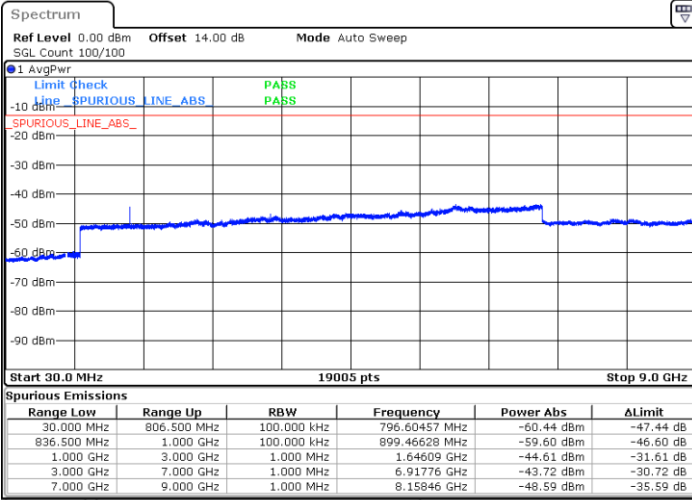




LTE Band 26 / 1.4MHz

Highest Channel / QPSK

Highest Channel / 16QAM



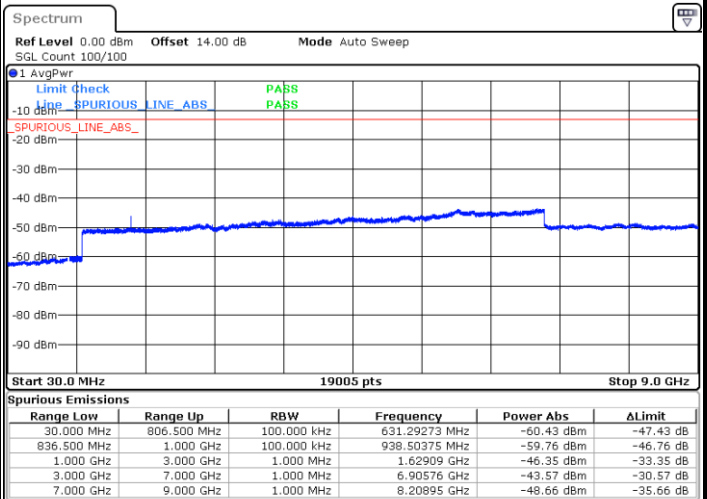
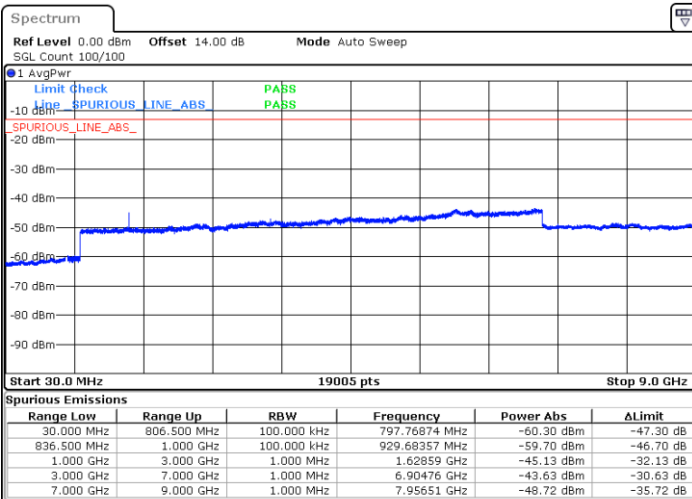
Date: 18.DEC.2020 10:02:56

Date: 18.DEC.2020 10:01:36

LTE Band 26 / 3MHz

Lowest Channel / QPSK

Lowest Channel / 16QAM



Date: 18.DEC.2020 10:20:55

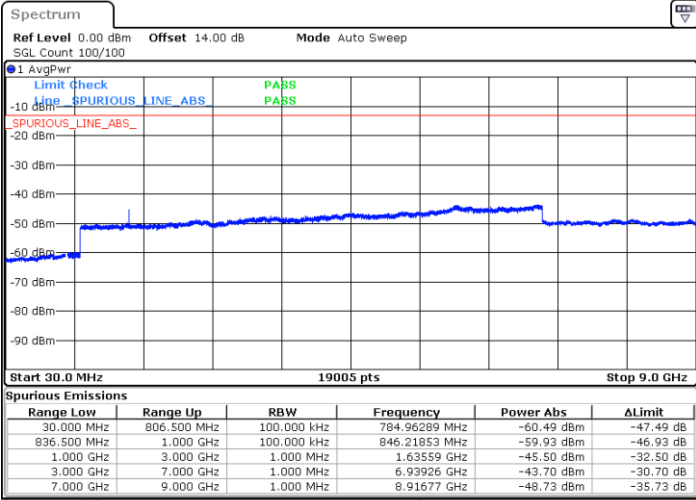
Date: 18.DEC.2020 10:22:07



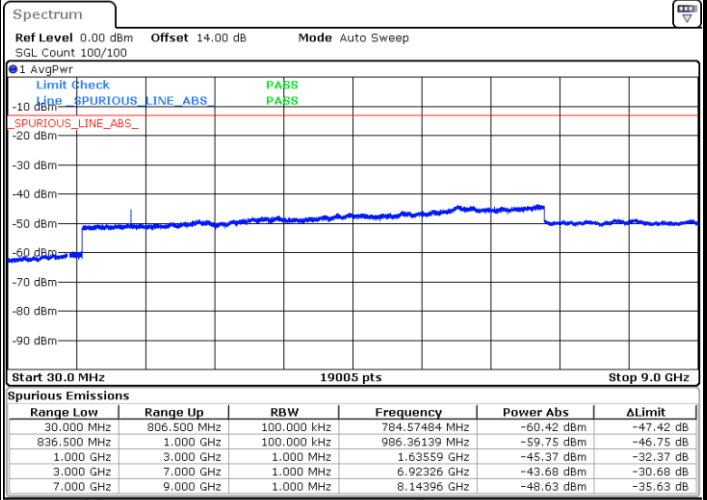
LTE Band 26 / 3MHz

Middle Channel / QPSK

Middle Channel / 16QAM



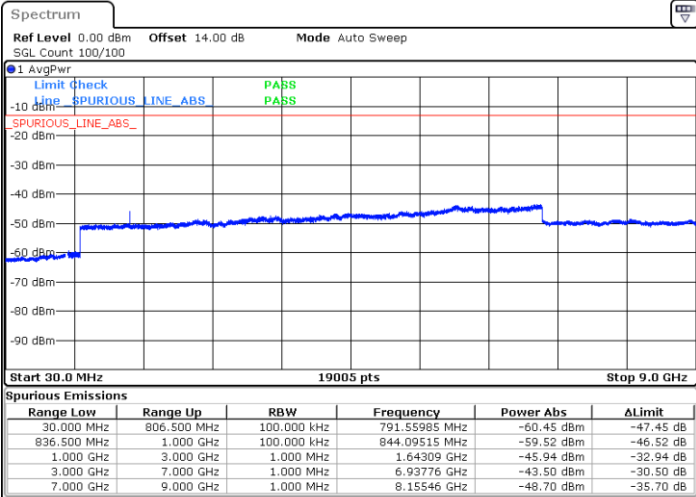
Date: 18.DEC.2020 10:24:02



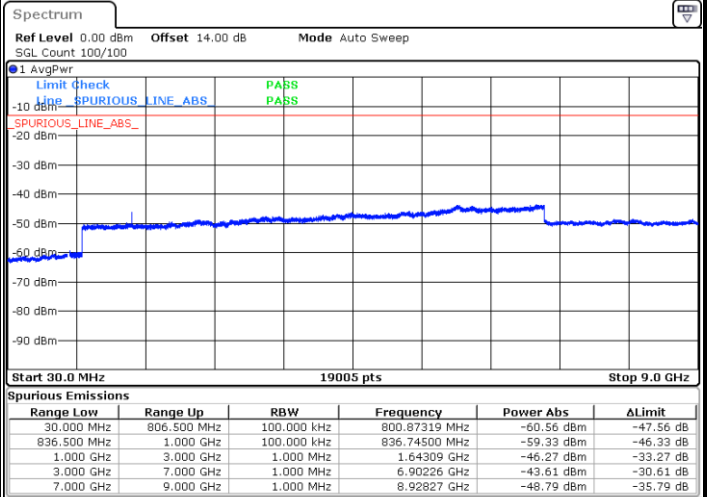
Date: 18.DEC.2020 10:25:14

Highest Channel / QPSK

Highest Channel / 16QAM



Date: 18.DEC.2020 10:27:09



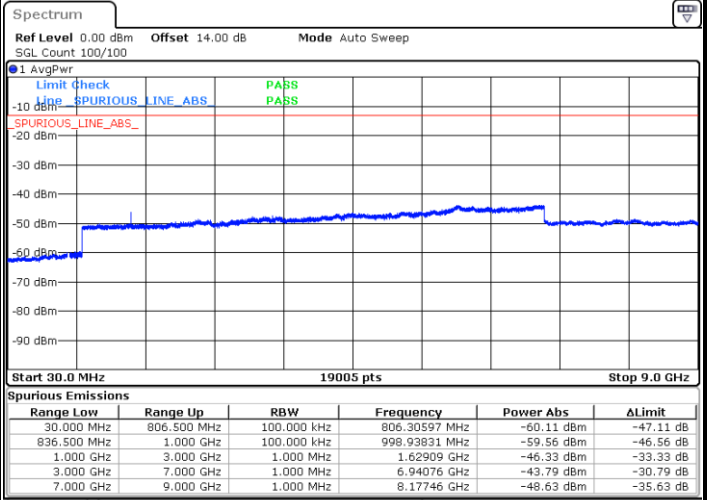
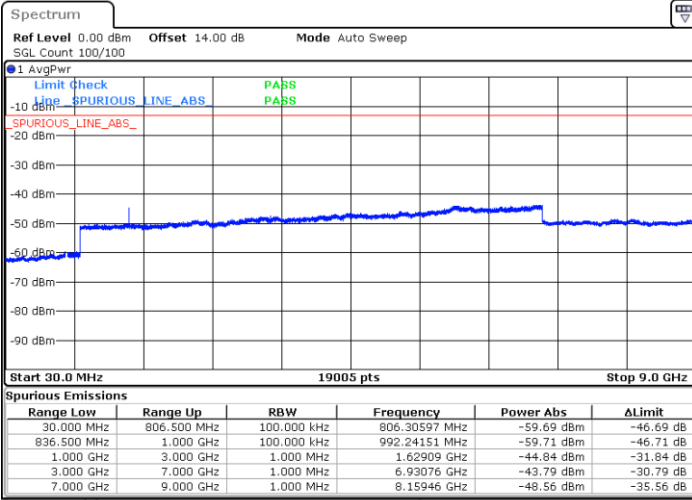
Date: 18.DEC.2020 10:28:20



LTE Band 26 / 5MHz

Lowest Channel / QPSK

Lowest Channel / 16QAM

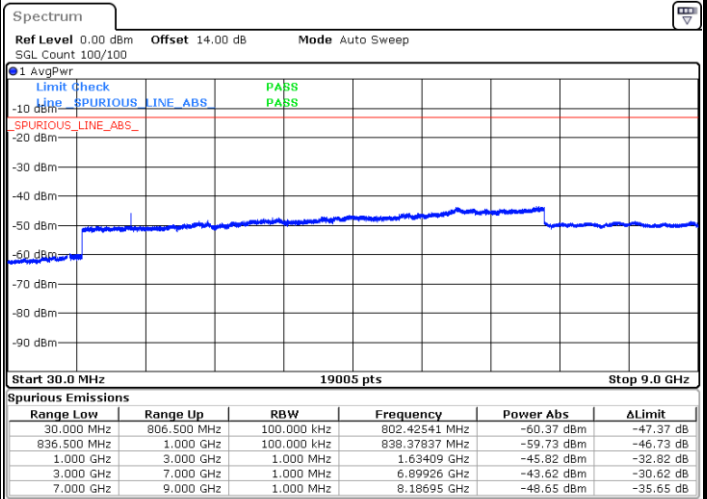
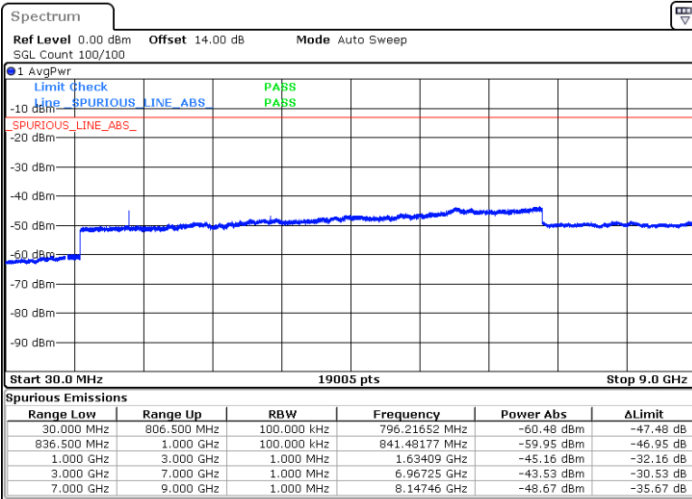


Date: 18.DEC.2020 11:12:46

Date: 18.DEC.2020 11:13:58

Middle Channel / QPSK

Middle Channel / 16QAM



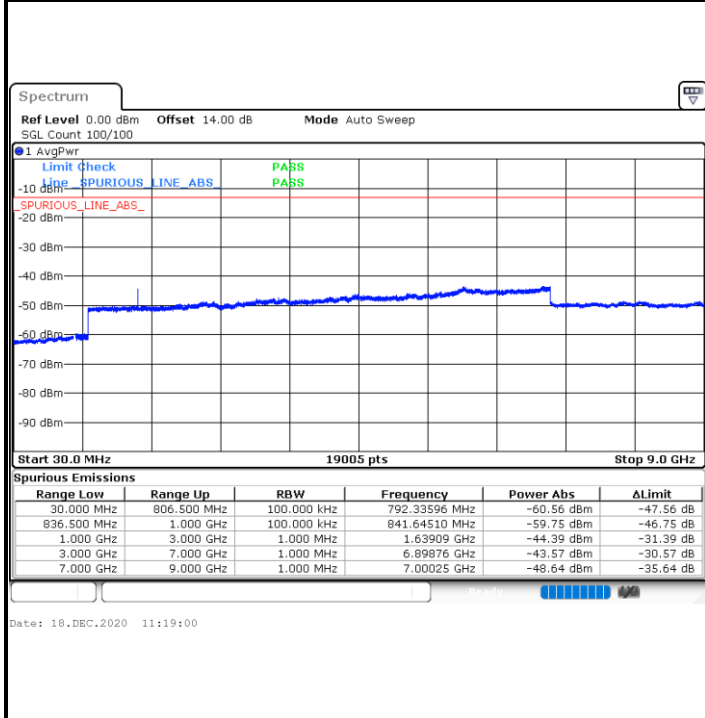
Date: 18.DEC.2020 11:15:53

Date: 18.DEC.2020 11:17:05

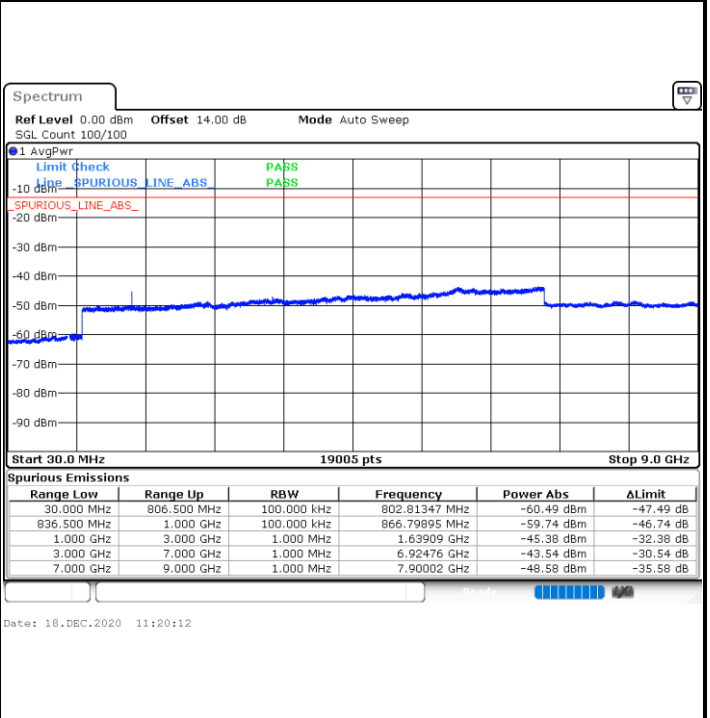


LTE Band 26 / 5MHz

Highest Channel / QPSK

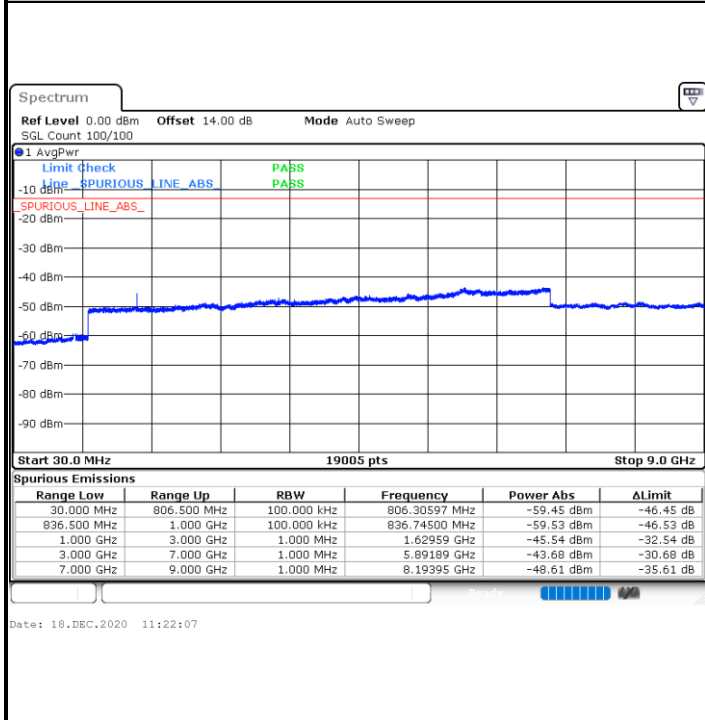


Highest Channel / 16QAM

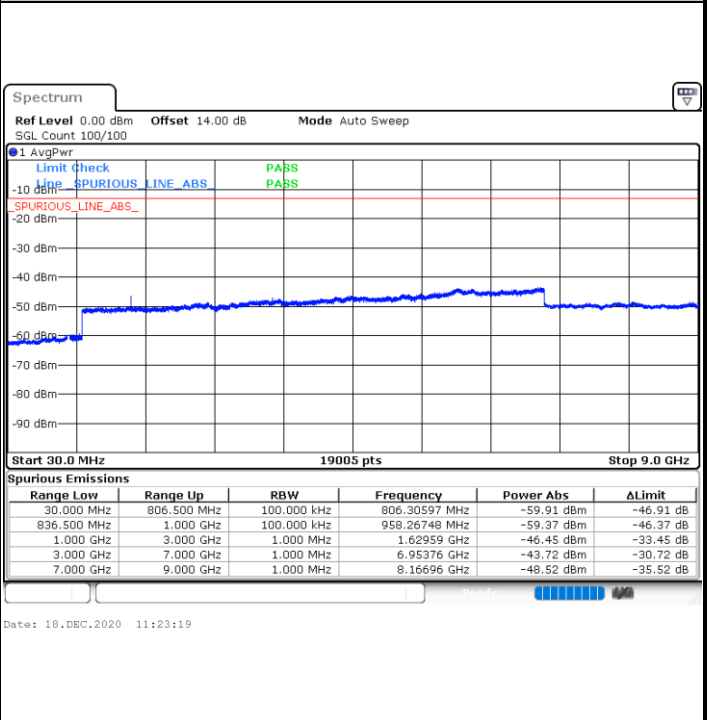


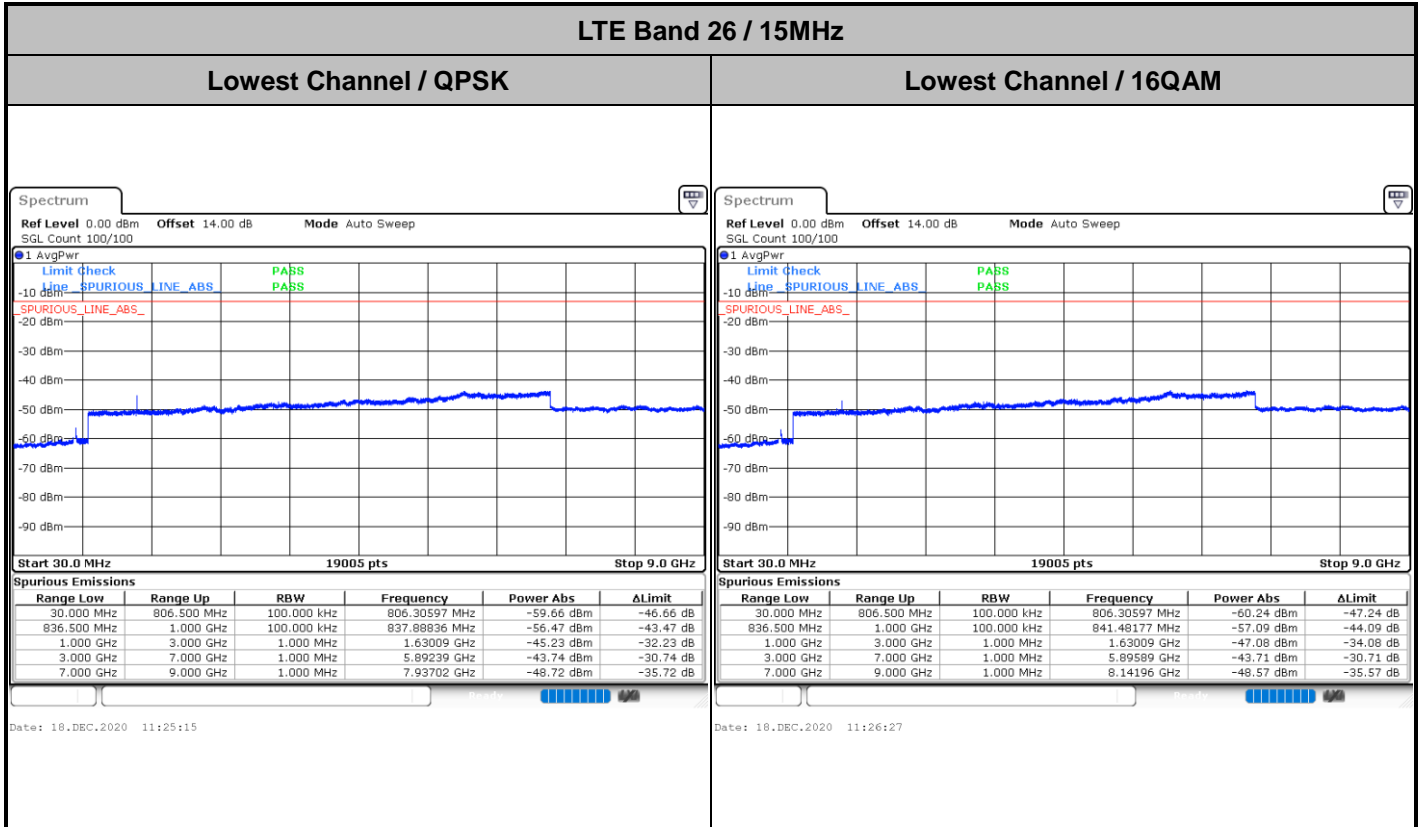
LTE Band 26 / 10MHz

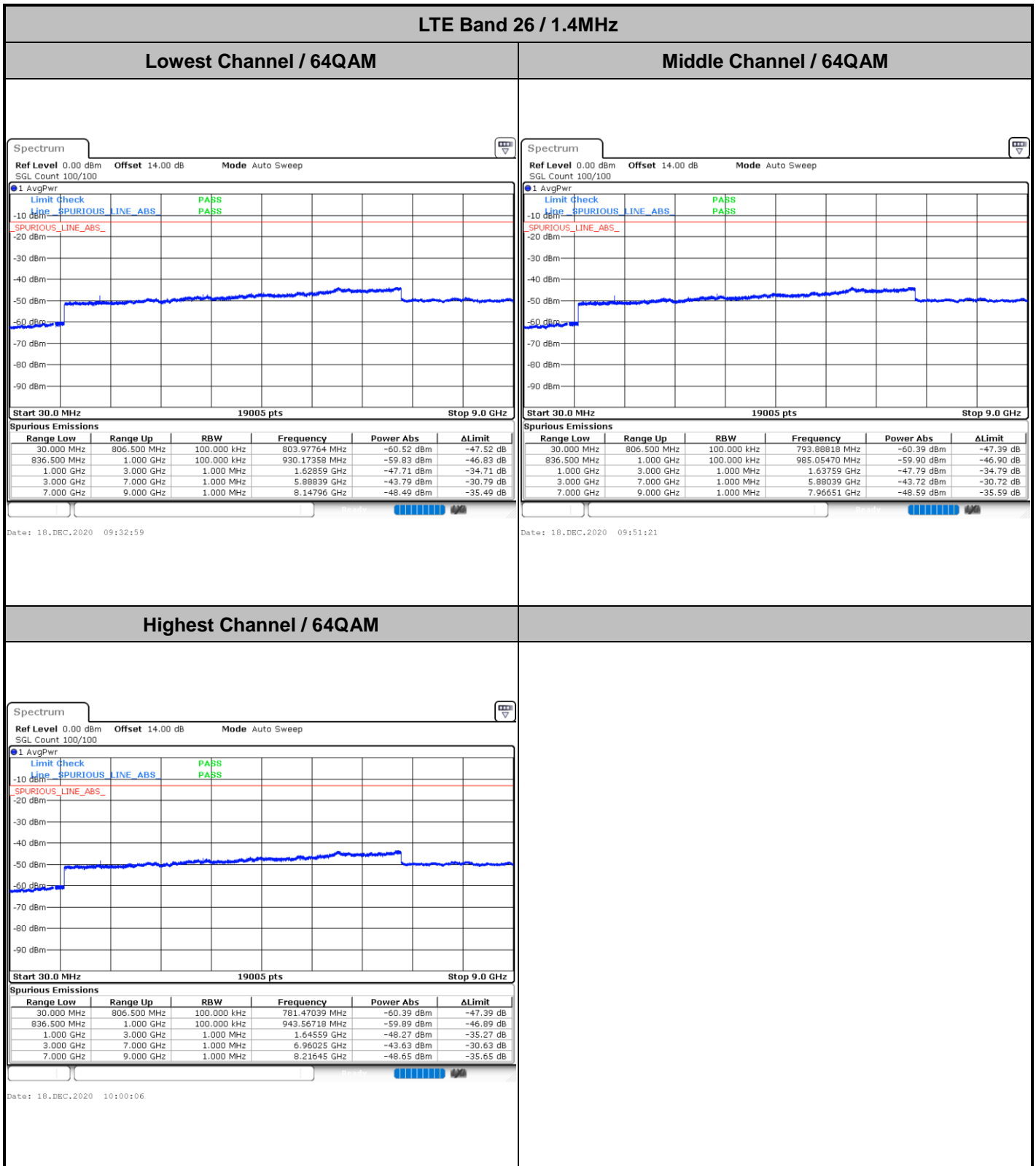
Middle Channel / QPSK



Middle Channel / 16QAM





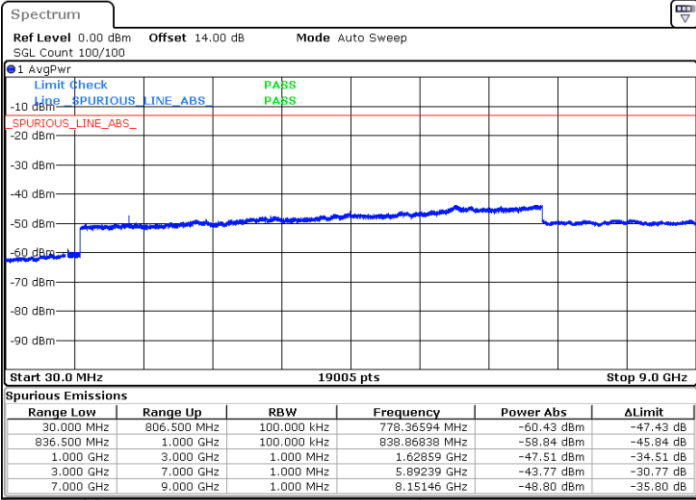




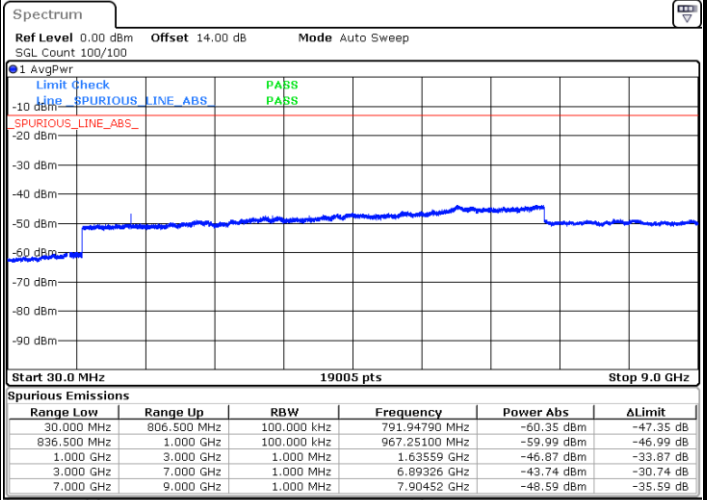
LTE Band 26 / 3MHz

Lowest Channel / 64QAM

Middle Channel / 64QAM

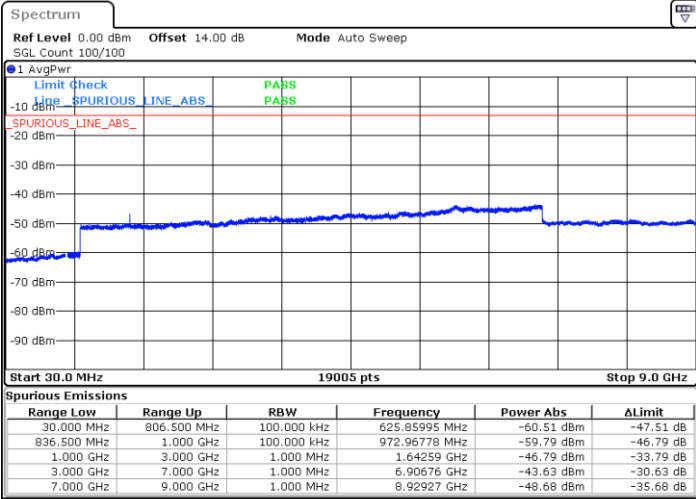


Date: 18.DEC.2020 10:36:22



Date: 18.DEC.2020 10:37:56

Highest Channel / 64QAM



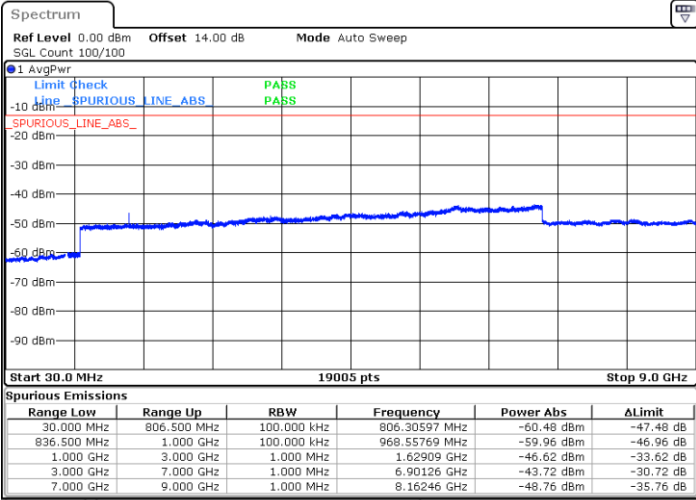
Date: 18.DEC.2020 10:39:29



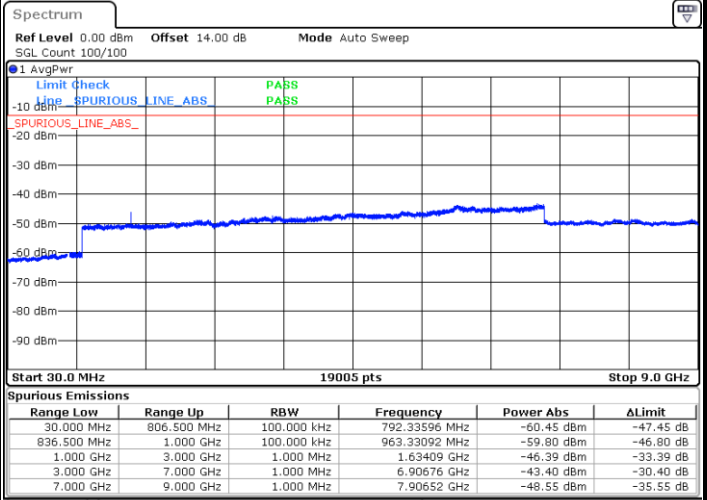
LTE Band 26 / 5MHz

Lowest Channel / 64QAM

Middle Channel / 64QAM

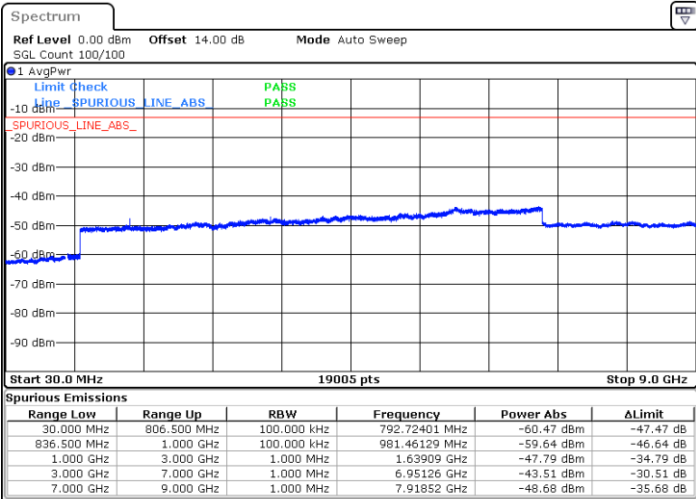


Date: 18.DEC.2020 11:44:40

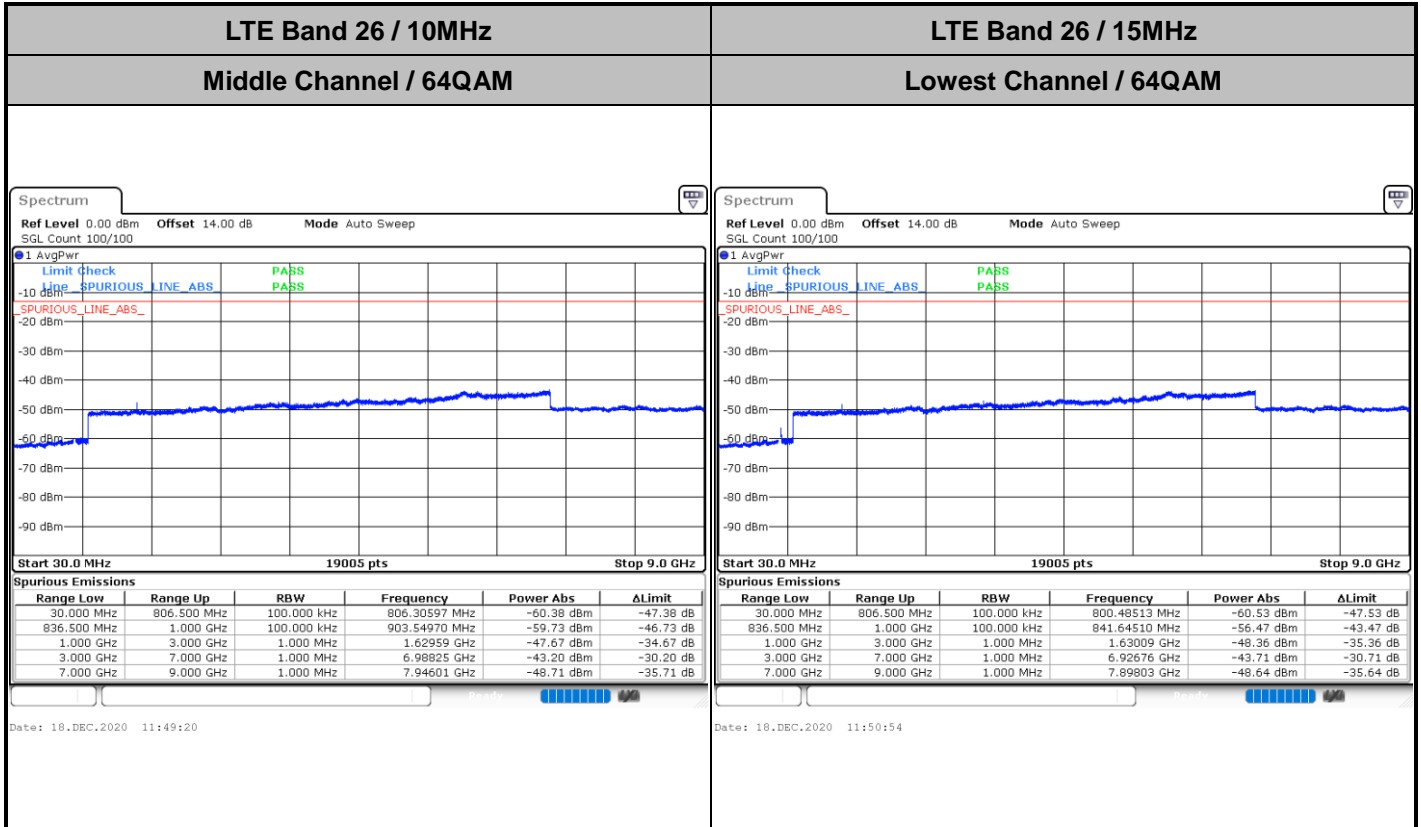


Date: 18.DEC.2020 11:46:13

Highest Channel / 64QAM



Date: 18.DEC.2020 11:47:47





Frequency Stability

Test Conditions		LTE Band 26 (QPSK) / Middle Channel	Limit
Temperature (°C)	Voltage (Volt)	BW 10MHz	Note 2.
		Deviation (ppm)	Result
50	Normal Voltage	0.0013	PASS
40	Normal Voltage	0.0003	
30	Normal Voltage	0.0002	
20(Ref.)	Normal Voltage	0.0000	
10	Normal Voltage	0.0014	
0	Normal Voltage	0.0025	
-10	Normal Voltage	0.0019	
-20	Normal Voltage	0.0028	
-30	Normal Voltage	0.0018	
20	Maximum Voltage	0.0017	
20	Normal Voltage	0.0000	
20	Battery End Point	0.0011	

Note:

1. Normal Voltage =3.3 V. ; Battery End Point (BEP) =3.14 V. ; Maximum Voltage =4.4 V.
2. Note: The frequency fundamental emissions stay within the authorized frequency block.



Test Conditions		LTE Band 26 (QPSK) / Low Channel	Limit
Temperature (°C)	Voltage (Volt)	BW 15MHz	Note 2.
		Deviation (ppm)	Result
50	Normal Voltage	0.0011	PASS
40	Normal Voltage	0.0010	
30	Normal Voltage	0.0007	
20(Ref.)	Normal Voltage	0.0000	
10	Normal Voltage	0.0037	
0	Normal Voltage	0.0002	
-10	Normal Voltage	0.0029	
-20	Normal Voltage	0.0059	
-30	Normal Voltage	0.0002	
20	Maximum Voltage	0.0020	
20	Normal Voltage	0.0000	
20	Battery End Point	0.0012	

Note:

- 1. Normal Voltage =3.3 V. ; Battery End Point (BEP) =3.14 V. ; Maximum Voltage =4.4 V.
- 2. Note: The frequency fundamental emissions stay within the authorized frequency block.



Appendix B. Test Results of Radiated Test

Radiated Spurious Emission

LTE Band 26 / 5MHz / QPSK									
Channel	Frequency (MHz)	ERP (dBm)	Limit (dBm)	Over Limit (dB)	SPA Reading (dBm)	S.G. Power (dBm)	TX Cable loss (dB)	TX Antenna Gain (dBi)	Polarization (H/V)
Lowest	1649	-66.74	-13	-53.74	-73.00	-69.97	3.98	9.36	H
	2473.5	-64.14	-13	-51.14	-74.49	-67.69	4.85	10.55	H
	3298	-62.80	-13	-49.80	-75.21	-67.73	5.50	12.58	H
	1649	-66.53	-13	-53.53	-72.68	-69.76	3.98	9.36	V
	2473.5	-63.55	-13	-50.55	-74.26	-67.10	4.85	10.55	V
	3298	-62.71	-13	-49.71	-75.58	-67.64	5.50	12.58	V
Middle	1633.5	-65.87	-13	-52.87	-72.18	-69.12	4.00	9.40	H
	2450.25	-64.06	-13	-51.06	-74.46	-67.63	4.88	10.60	H
	3267	-63.42	-13	-50.42	-76.08	-68.35	5.52	12.60	H
	1633.5	-66.29	-13	-53.29	-72.60	-69.54	4.00	9.40	V
	2450.25	-63.60	-13	-50.60	-74.38	-67.17	4.88	10.60	V
	3267	-62.38	-13	-49.38	-75.54	-67.31	5.52	12.60	V
Highest	1638.5	-66.64	-13	-53.64	-72.93	-69.81	4.10	9.42	H
	2457.75	-64.09	-13	-51.09	-74.47	-67.67	4.90	10.63	H
	3277	-63.02	-13	-50.02	-75.60	-67.94	5.55	12.62	H
	1638.5	-66.51	-13	-53.51	-72.77	-69.68	4.10	9.42	V
	2457.75	-63.37	-13	-50.37	-74.12	-66.95	4.90	10.63	V
	3277	-62.63	-13	-49.63	-75.70	-67.55	5.55	12.62	V

Remark: Spurious emissions within 30-1000MHz were found more than 20dB below limit line.



LTE Band 26 / 10MHz / 16QAM									
Channel	Frequency (MHz)	ERP (dBm)	Limit (dBm)	Over Limit (dB)	SPA Reading (dBm)	S.G. Power (dBm)	TX Cable loss (dB)	TX Antenna Gain (dBi)	Polarization (H/V)
Middle	1629	-66.44	-13	-53.44	-72.76	-69.69	4.00	9.40	H
	2443.5	-64.11	-13	-51.11	-74.53	-67.68	4.88	10.60	H
	3258	-63.12	-13	-50.12	-75.85	-68.05	5.52	12.60	H
	1629	-66.09	-13	-53.09	-72.45	-69.34	4.00	9.40	V
	2443.5	-63.75	-13	-50.75	-74.55	-67.32	4.88	10.60	V
	3258	-62.37	-13	-49.37	-75.62	-67.30	5.52	12.60	V

Remark: Spurious emissions within 30-1000MHz were found more than 20dB below limit line.

LTE Band 26 / 15MHz / 16QAM									
Channel	Frequency (MHz)	ERP (dBm)	Limit (dBm)	Over Limit (dB)	SPA Reading (dBm)	S.G. Power (dBm)	TX Cable loss (dB)	TX Antenna Gain (dBi)	Polarization (H/V)
Lowest	1639.5	-66.49	-13	-53.49	-72.78	-69.72	3.98	9.36	H
	2459.25	-64.19	-13	-51.19	-74.56	-67.74	4.85	10.55	H
	3279	-63.27	-13	-50.27	-75.83	-68.20	5.50	12.58	H
	1639.5	-66.52	-13	-53.52	-72.77	-69.75	3.98	9.36	V
	2459.25	-63.67	-13	-50.67	-74.41	-67.22	4.85	10.55	V
	3279	-62.86	-13	-49.86	-75.91	-67.79	5.50	12.58	V

Remark: Spurious emissions within 30-1000MHz were found more than 20dB below limit line.