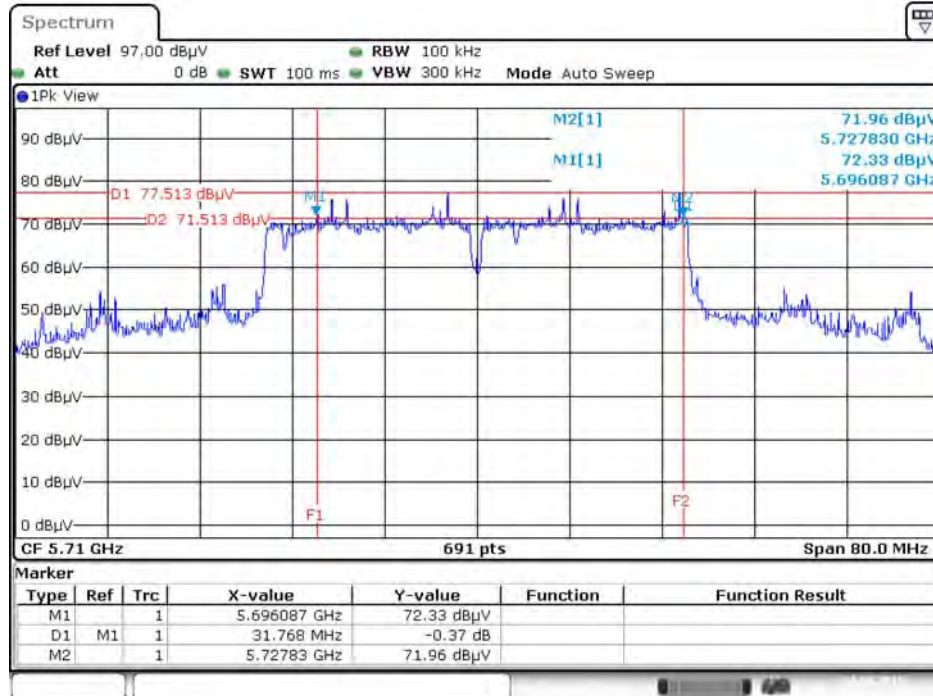
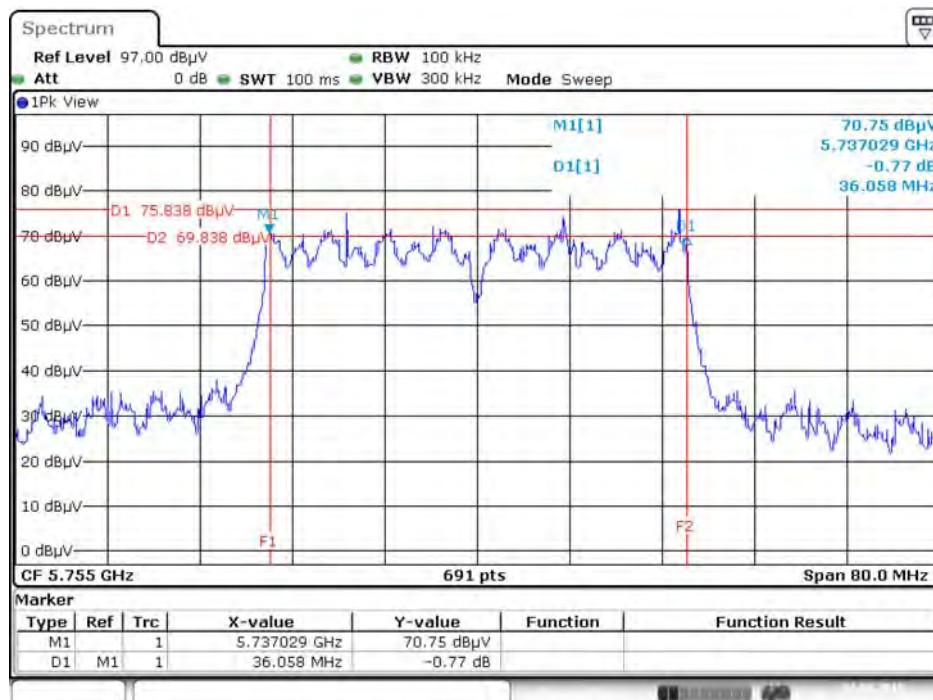


6 dB Bandwidth Plot on Configuration IEEE 802.11ac MCS0/Nss3 VHT40 / Chain 1 + Chain 2 + Chain 3 / 5710 MHz



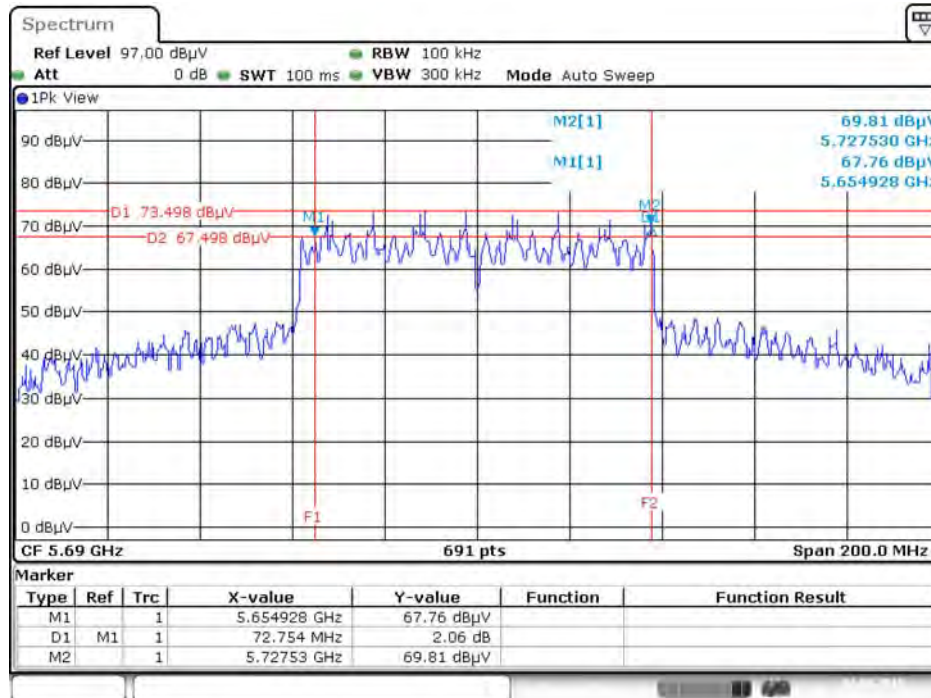
Date: 24.MAR.2015 20:56:38

6 dB Bandwidth Plot on Configuration IEEE 802.11ac MCS0/Nss3 VHT40 / Chain 1 + Chain 2 + Chain 3 / 5755 MHz



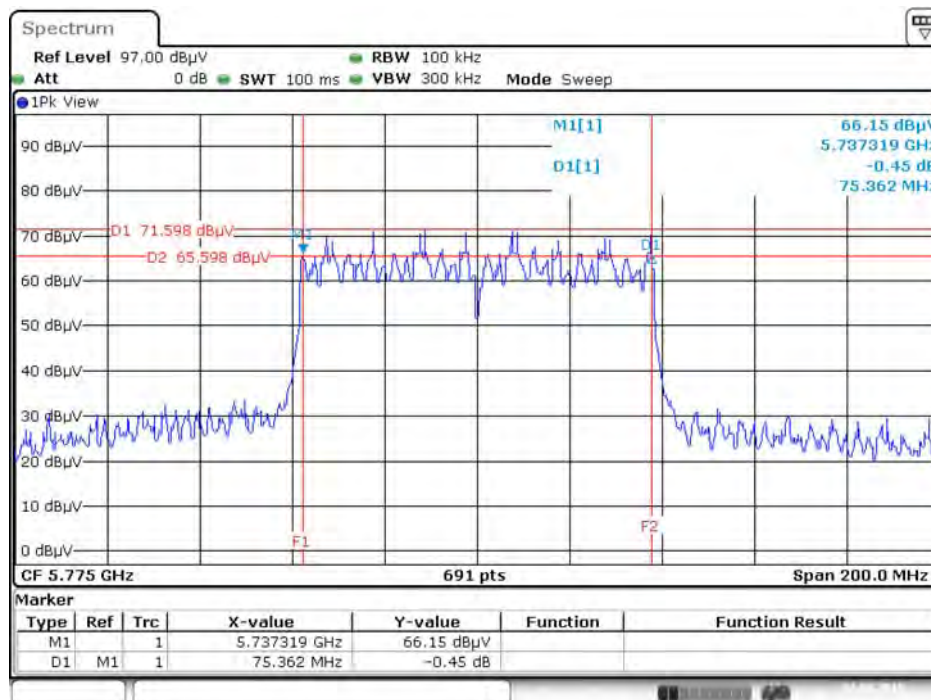
Date: 24.MAR.2015 02:04:11

6 dB Bandwidth Plot on Configuration IEEE 802.11ac MCS0/Nss1 VHT80 / Chain 1 + Chain 2 + Chain 3 / 5690 MHz



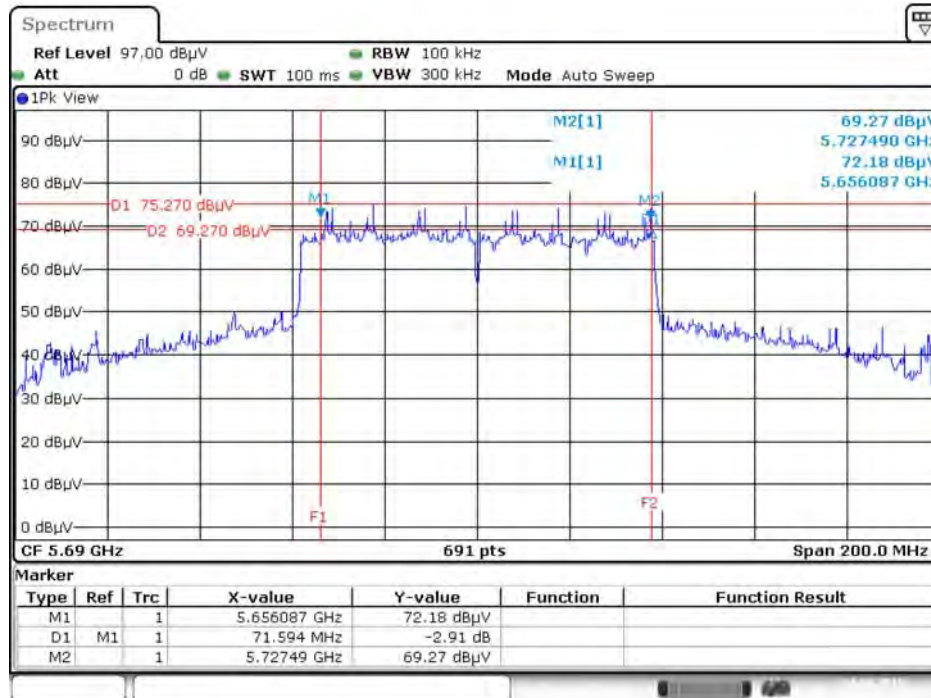
Date: 24.MAR.2015 20:28:37

6 dB Bandwidth Plot on Configuration IEEE 802.11ac MCS0/Nss1 VHT80 / Chain 1 + Chain 2 + Chain 3 / 5775 MHz



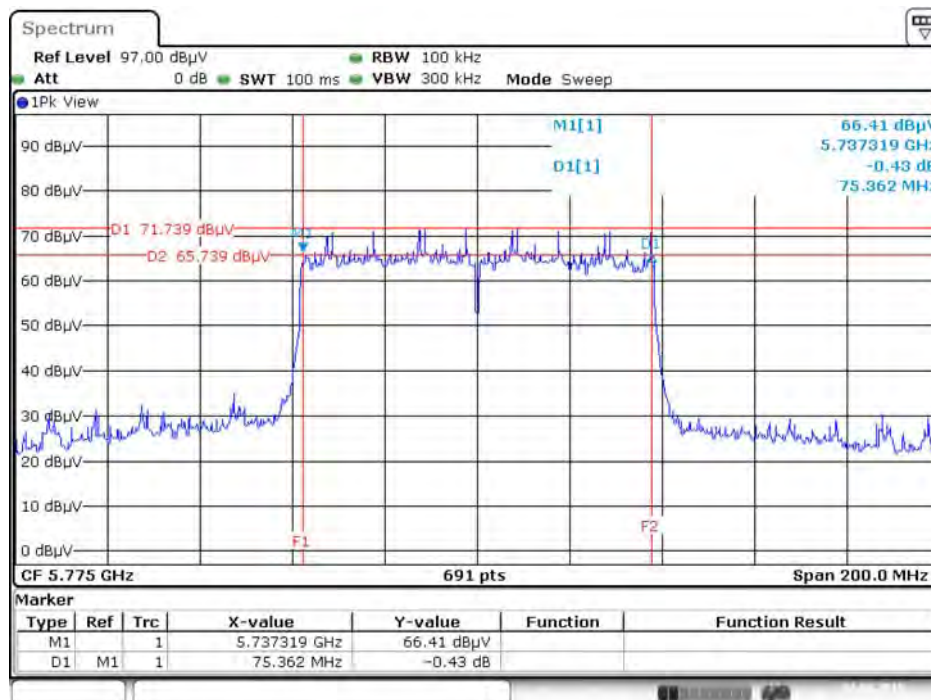
Date: 24.MAR.2015 02:03:46

6 dB Bandwidth Plot on Configuration IEEE 802.11ac MCS0/Nss3 VHT80 / Chain 1 + Chain 2 + Chain 3 / 5690 MHz



Date: 24.MAR.2015 20:52:59

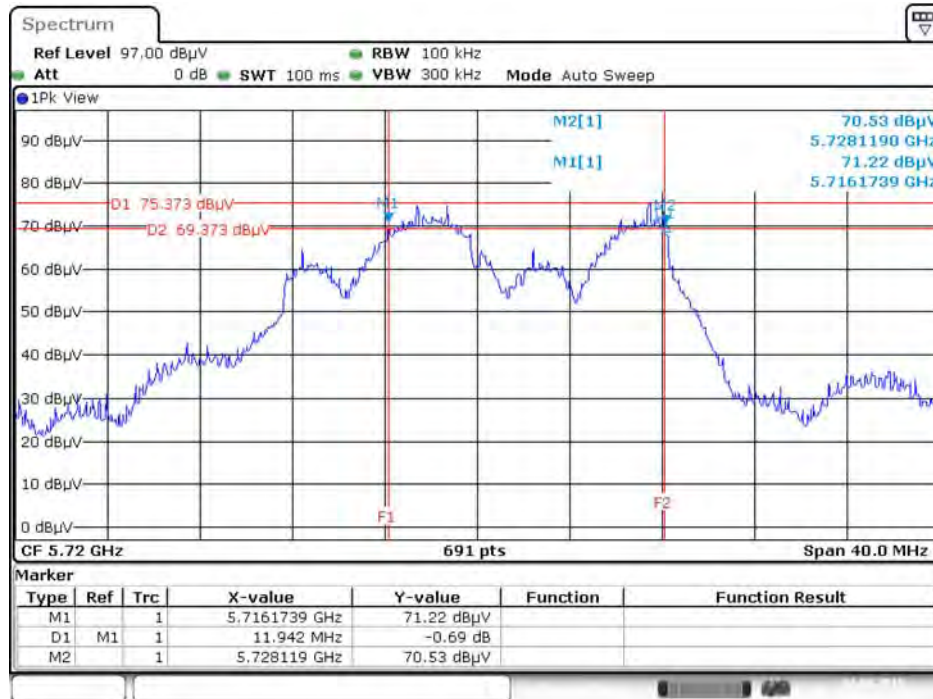
6 dB Bandwidth Plot on Configuration IEEE 802.11ac MCS0/Nss3 VHT80 / Chain 1 + Chain 2 + Chain 3 / 5775 MHz



Date: 24.MAR.2015 02:02:01

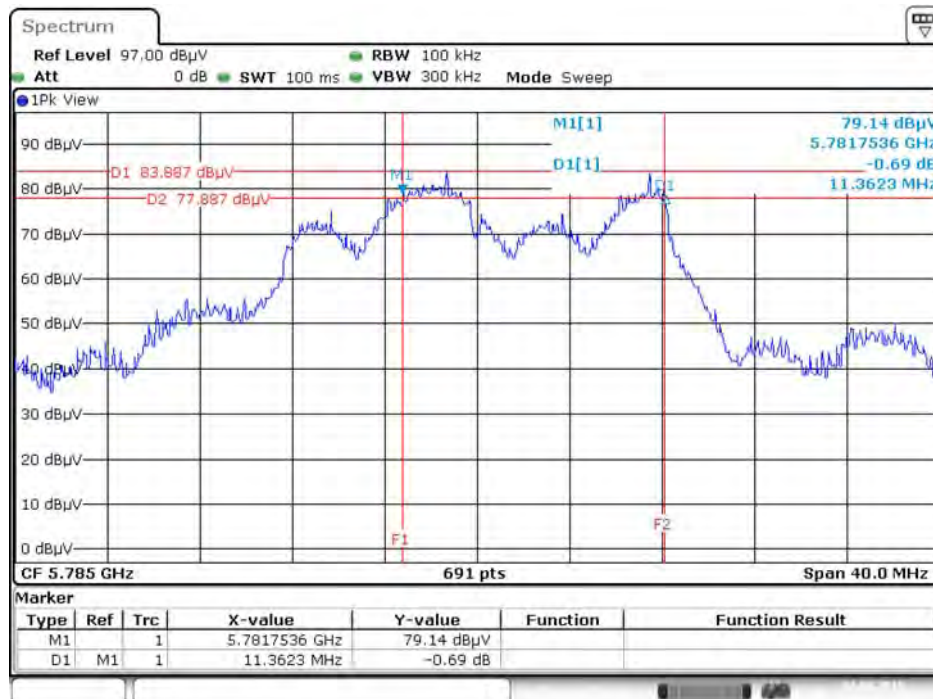
Mode 2 (Ant. 3 Omnidirectional antenna / 6.7dBi)

6 dB Bandwidth Plot on Configuration IEEE 802.11a / Chain 1 + Chain 2 + Chain 3 / 5720 MHz



Date: 24.MAR.2015 20:47:41

6 dB Bandwidth Plot on Configuration IEEE 802.11a / Chain 1 + Chain 2 + Chain 3 / 5785 MHz



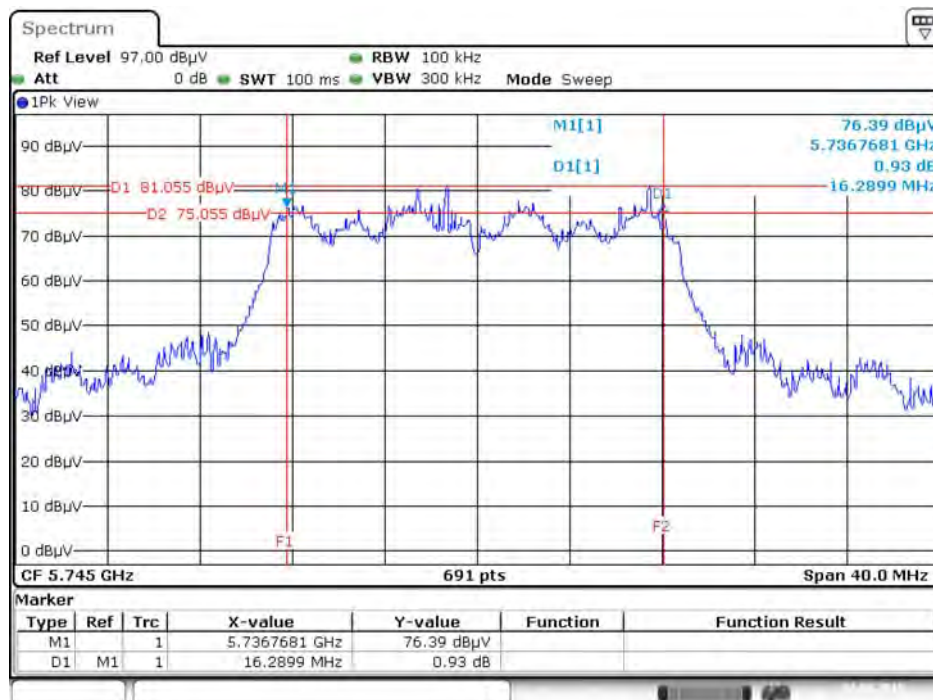
Date: 24.MAR.2015 01:42:40

6 dB Bandwidth Plot on Configuration IEEE 802.11ac MCS0/Nss1 VHT20 / Chain 1 + Chain 2 + Chain 3 / 5720 MHz



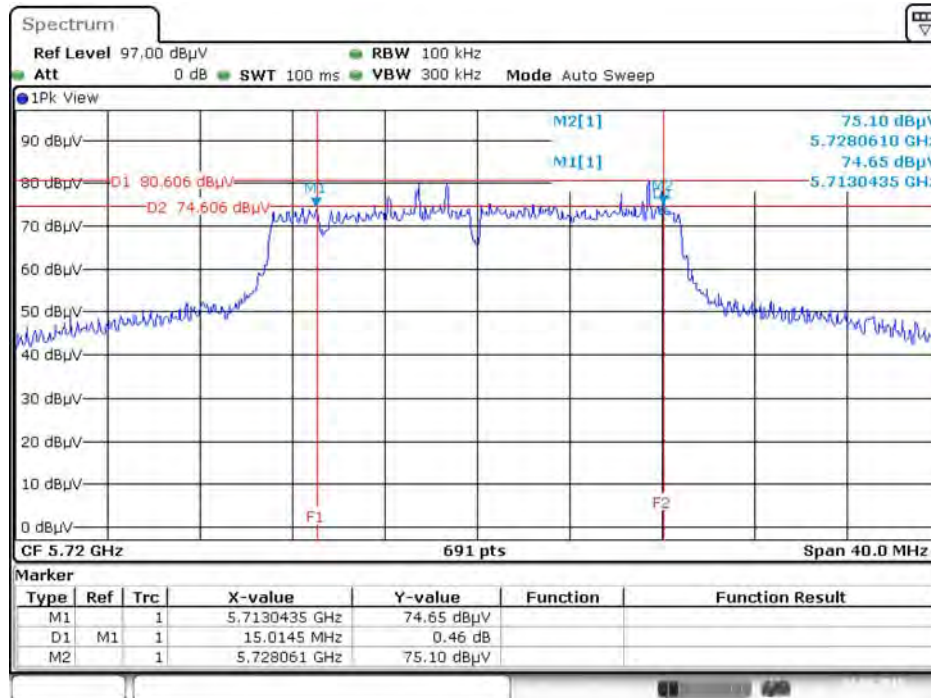
Date: 24.MAR.2015 20:48:25

6 dB Bandwidth Plot on Configuration IEEE 802.11ac MCS0/Nss1 VHT20 / Chain 1 + Chain 2 + Chain 3 / 5745 MHz



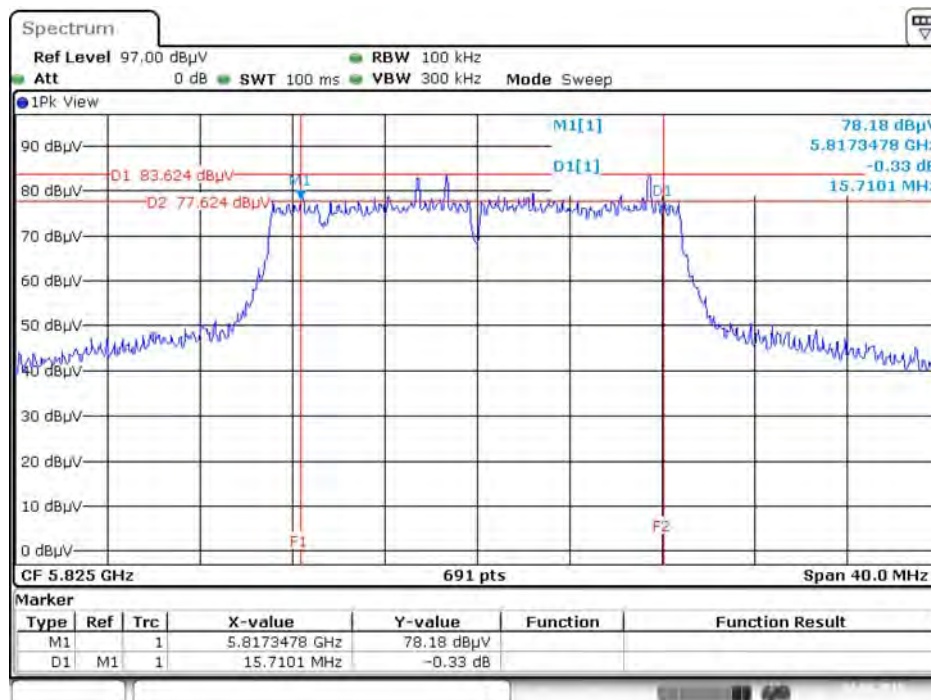
Date: 24.MAR.2015 01:45:42

6 dB Bandwidth Plot on Configuration IEEE 802.11ac MCS0/Nss3 VHT20 / Chain 1 + Chain 2 + Chain 3 / 5720 MHz



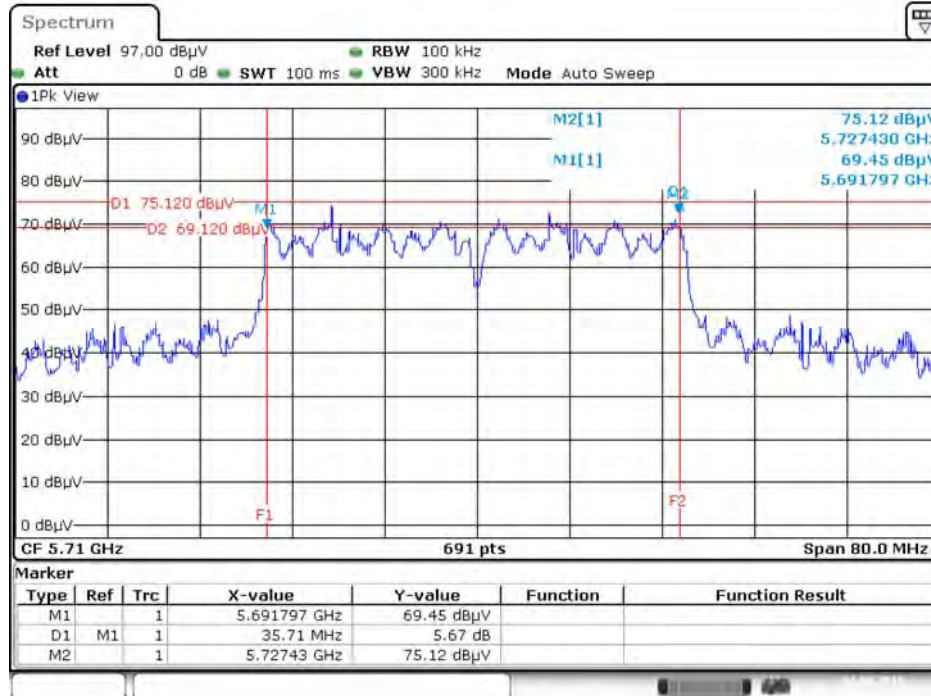
Date: 24.MAR.2015 20:51:18

6 dB Bandwidth Plot on Configuration IEEE 802.11ac MCS0/Nss3 VHT20 / Chain 1 + Chain 2 + Chain 3 / 5825 MHz



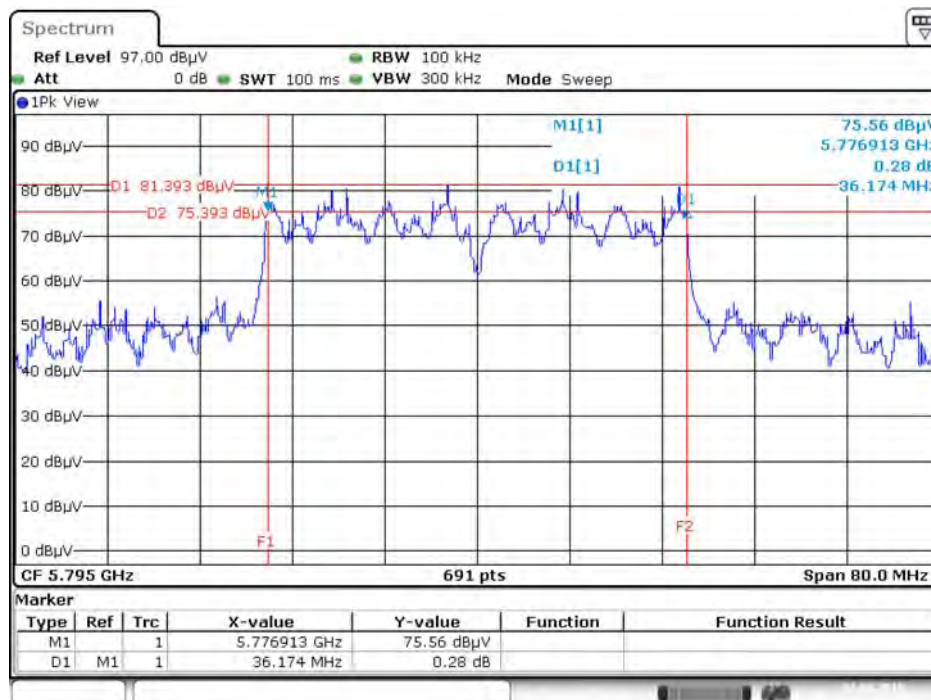
Date: 24.MAR.2015 01:37:05

6 dB Bandwidth Plot on Configuration IEEE 802.11ac MCS0/Nss1 VHT40 / Chain 1 + Chain 2 + Chain 3 / 5710 MHz



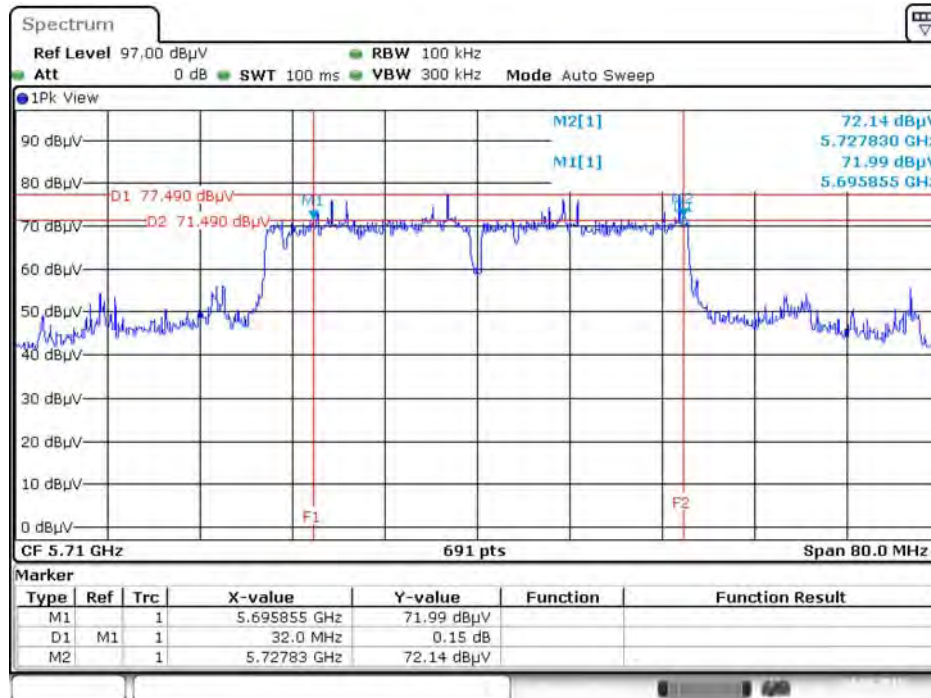
Date: 24.MAR.2015 20:49:13

6 dB Bandwidth Plot on Configuration IEEE 802.11ac MCS0/Nss1 VHT40 / Chain 1 + Chain 2 + Chain 3 / 5795 MHz



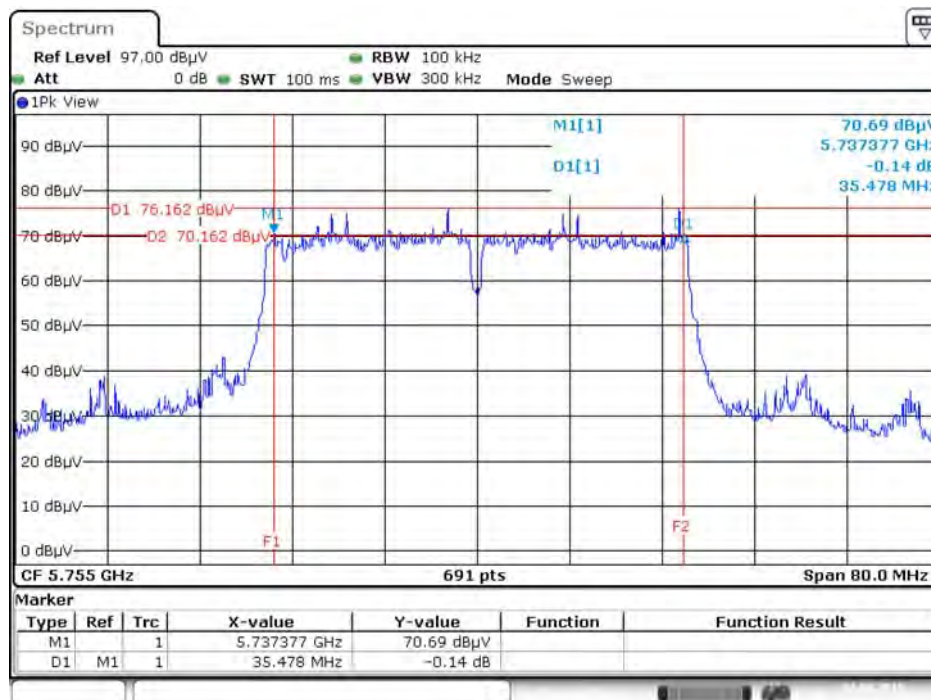
Date: 24.MAR.2015 01:47:02

6 dB Bandwidth Plot on Configuration IEEE 802.11ac MCS0/Nss3 VHT40 / Chain 1 + Chain 2 + Chain 3 / 5710 MHz



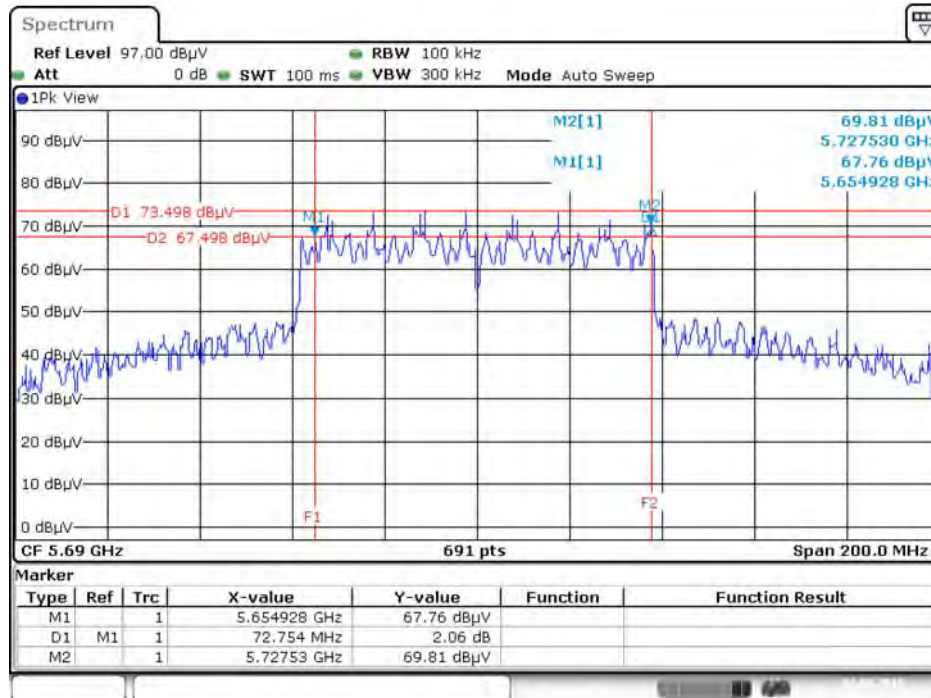
Date: 24.MAR.2015 21:03:01

6 dB Bandwidth Plot on Configuration IEEE 802.11ac MCS0/Nss3 VHT40 / Chain 1 + Chain 2 + Chain 3 / 5755 MHz



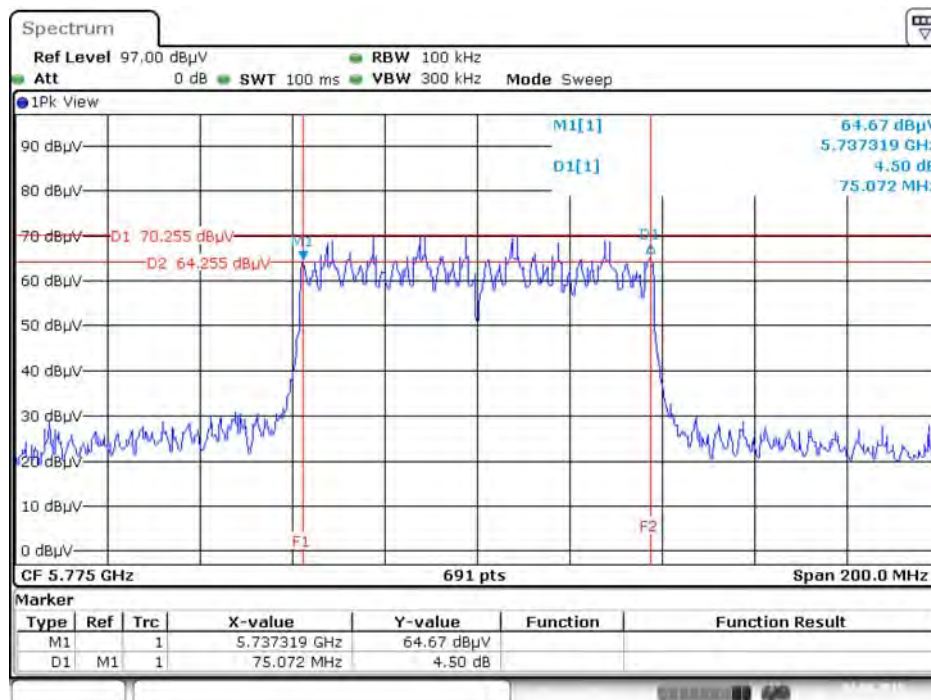
Date: 24.MAR.2015 01:38:08

6 dB Bandwidth Plot on Configuration IEEE 802.11ac MCS0/Nss1 VHT80 / Chain 1 + Chain 2 + Chain 3 / 5690 MHz



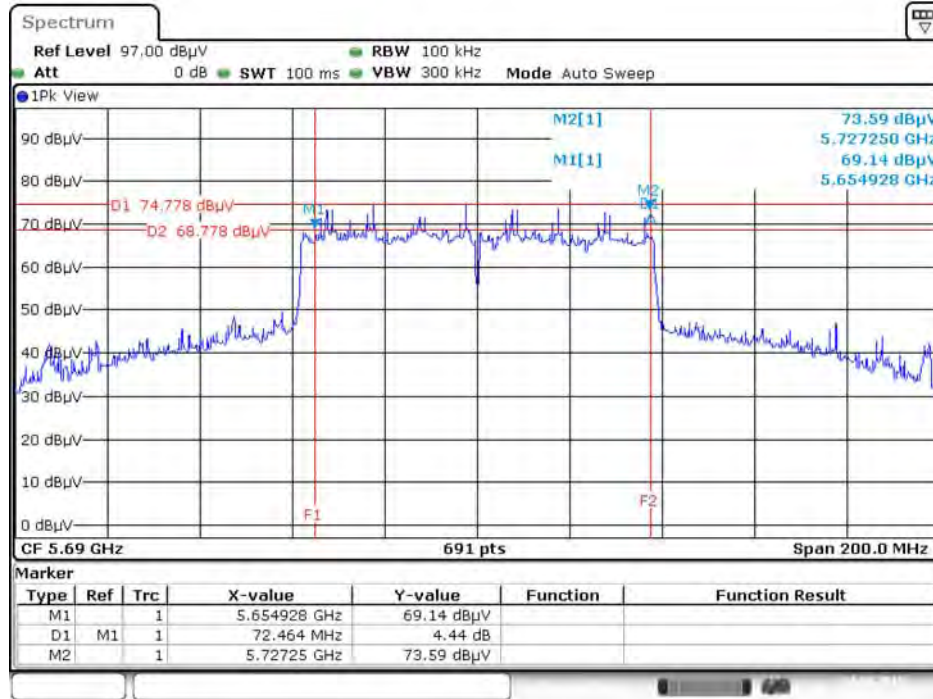
Date: 24.MAR.2015 20:28:37

6 dB Bandwidth Plot on Configuration IEEE 802.11ac MCS0/Nss1 VHT80 / Chain 1 + Chain 2 + Chain 3 / 5775 MHz



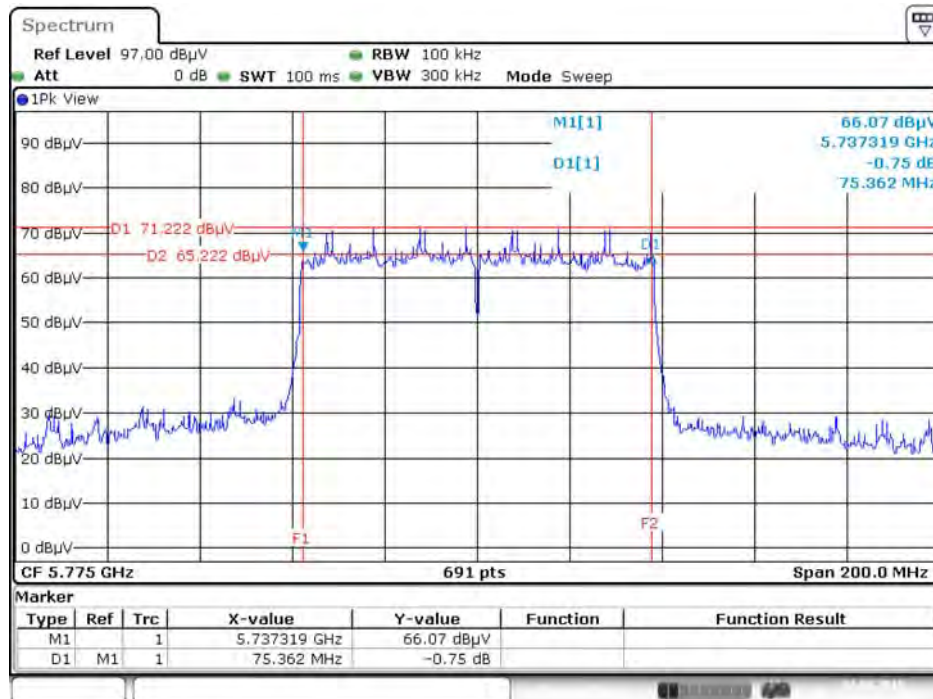
Date: 24.MAR.2015 01:47:58

6 dB Bandwidth Plot on Configuration IEEE 802.11ac MCS0/Nss3 VHT80 / Chain 1 + Chain 2 + Chain 3 / 5690 MHz



Date: 24.MAR.2015 21:02:12

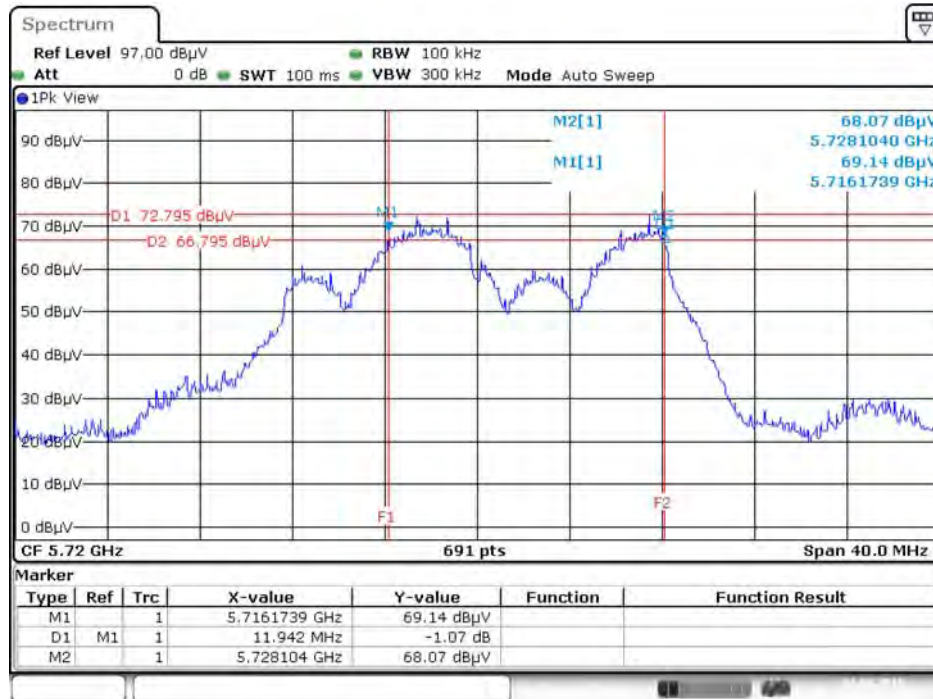
6 dB Bandwidth Plot on Configuration IEEE 802.11ac MCS0/Nss3 VHT80 / Chain 1 + Chain 2 + Chain 3 / 5775 MHz



Date: 24.MAR.2015 01:40:18

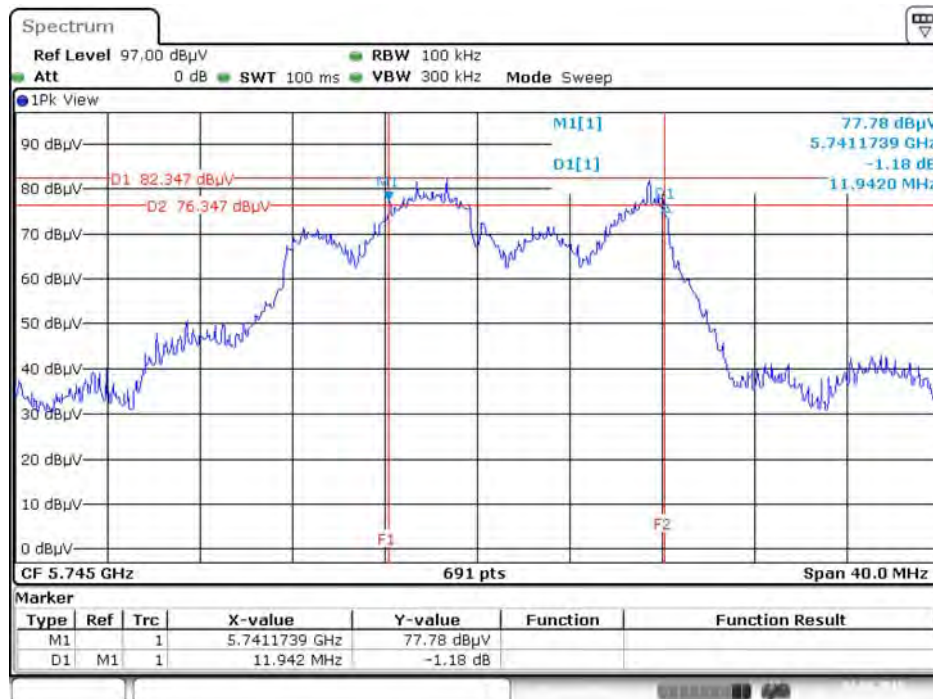
Mode 3 (Ant. 4 Panel antenna / 9.2dBi)

6 dB Bandwidth Plot on Configuration IEEE 802.11a / Chain 1 + Chain 2 + Chain 3 / 5720 MHz



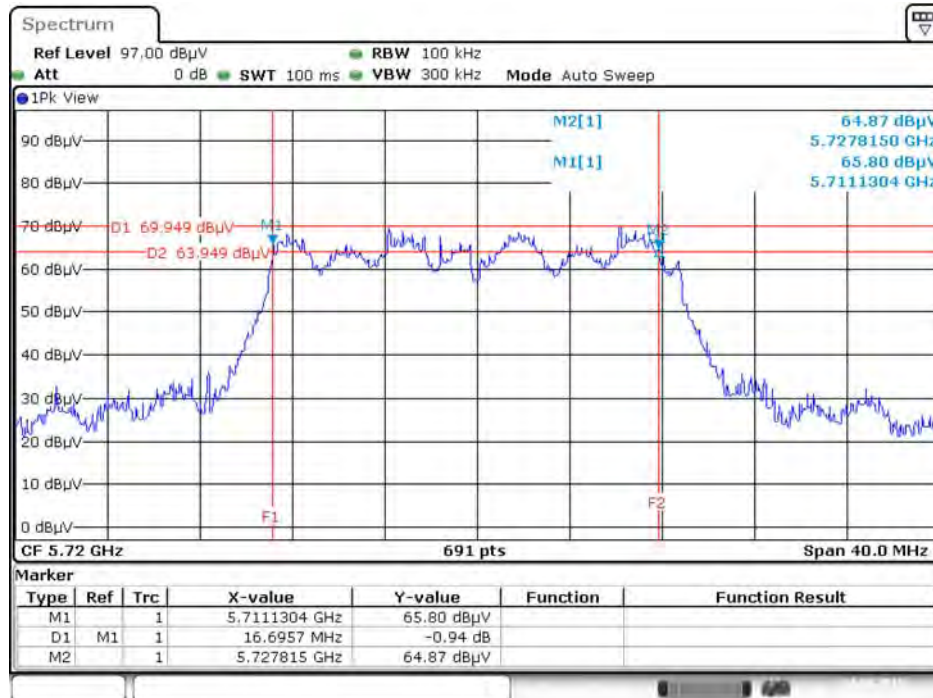
Date: 24.MAR.2015 20:35:23

6 dB Bandwidth Plot on Configuration IEEE 802.11a / Chain 1 + Chain 2 + Chain 3 / 5745 MHz



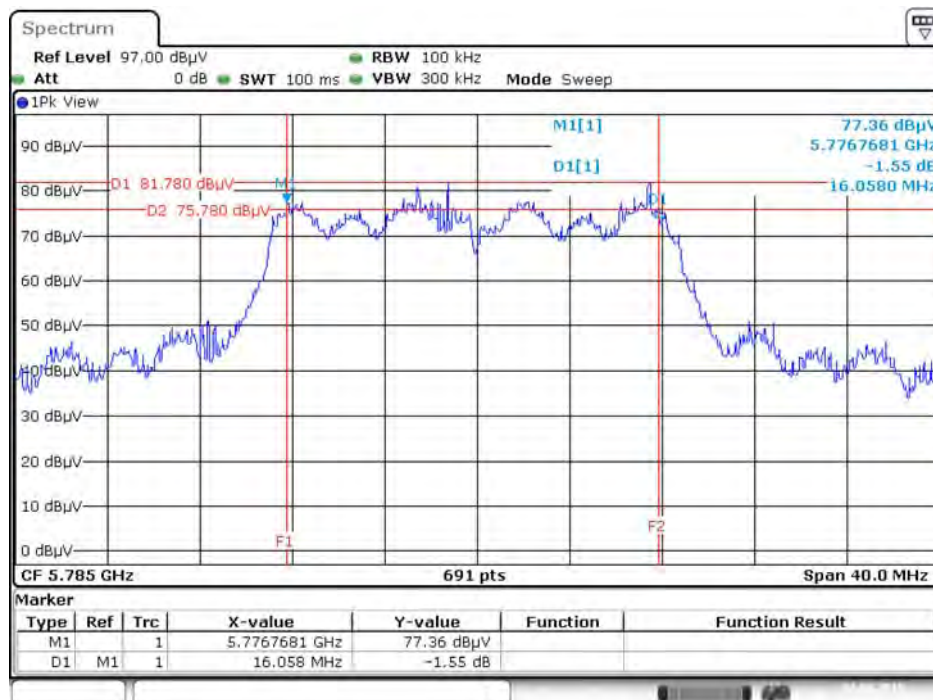
Date: 24.MAR.2015 01:51:47

6 dB Bandwidth Plot on Configuration IEEE 802.11ac MCS0/Nss1 VHT20 / Chain 1 + Chain 2 + Chain 3 / 5720 MHz



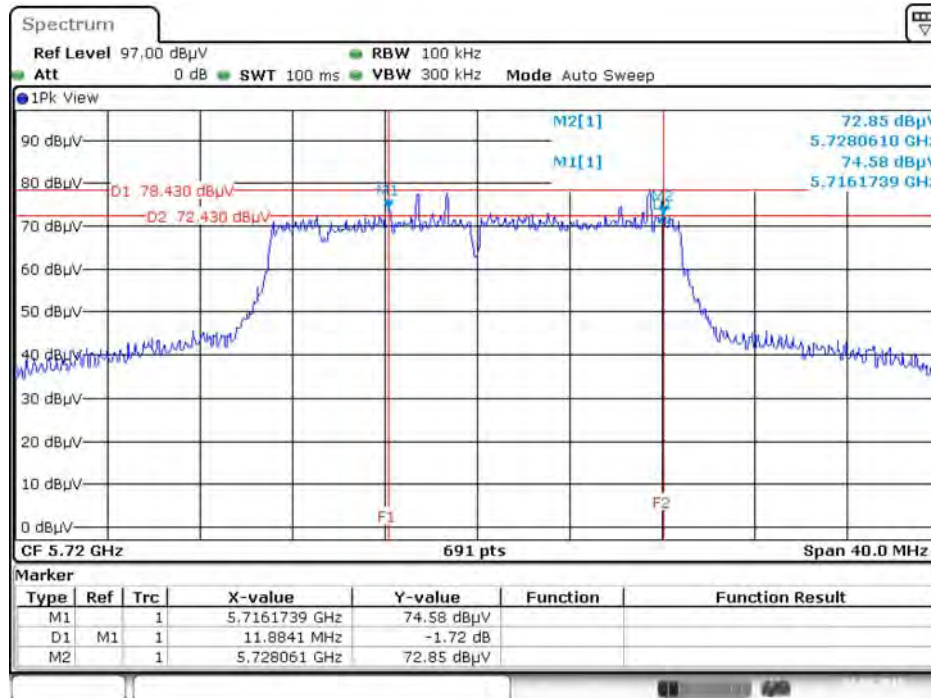
Date: 24.MAR.2015 20:36:21

6 dB Bandwidth Plot on Configuration IEEE 802.11ac MCS0/Nss1 VHT20 / Chain 1 + Chain 2 + Chain 3 / 5785 MHz



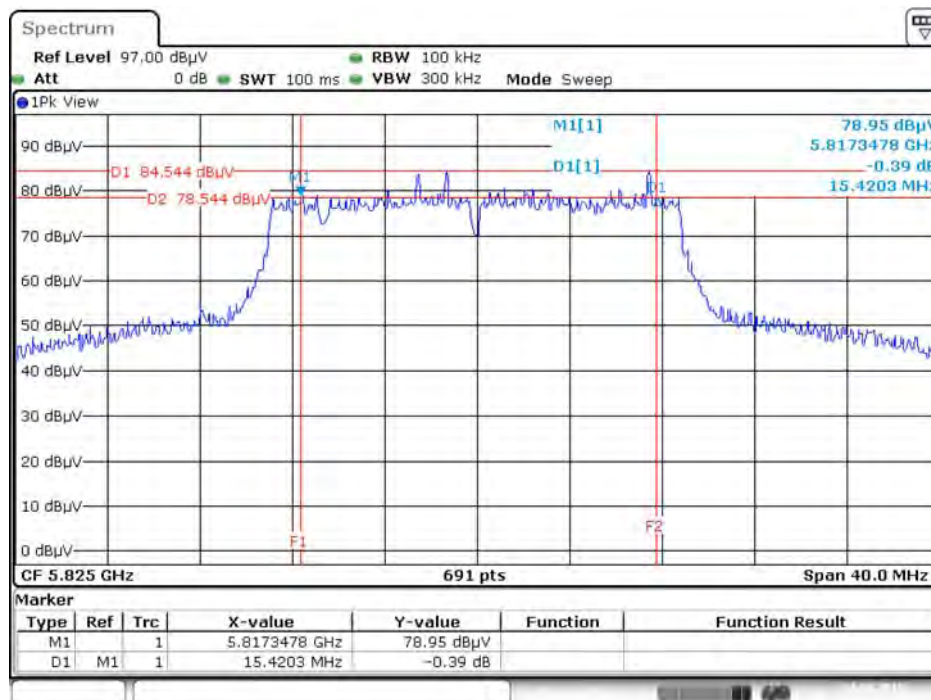
Date: 24.MAR.2015 01:53:20

6 dB Bandwidth Plot on Configuration IEEE 802.11ac MCS0/Nss3 VHT20 / Chain 1 + Chain 2 + Chain 3 / 5720 MHz



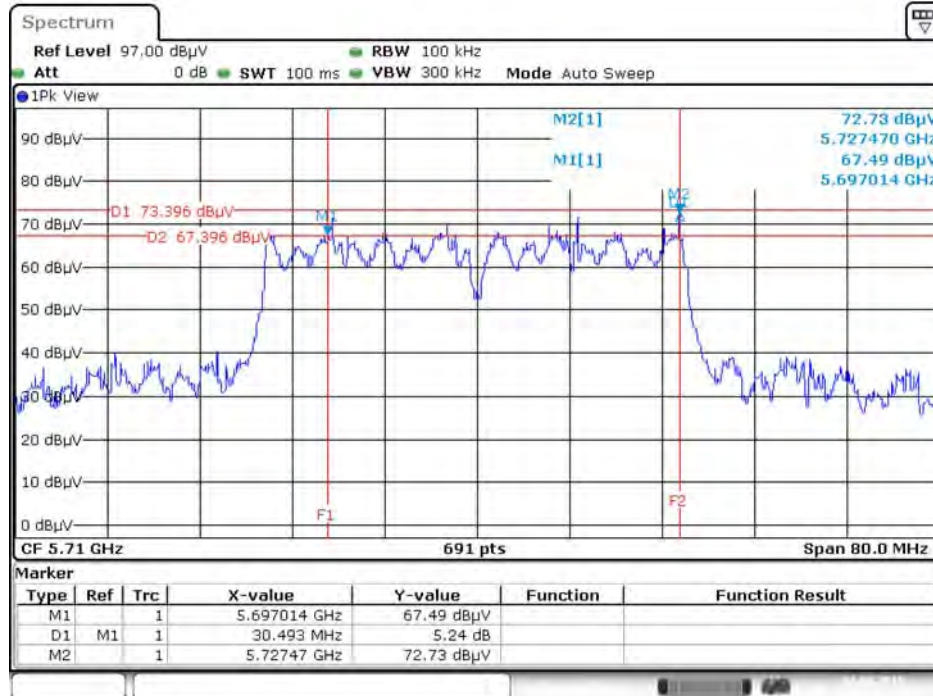
Date: 24.MAR.2015 20:59:15

6 dB Bandwidth Plot on Configuration IEEE 802.11ac MCS0/Nss3 VHT20 / Chain 1 + Chain 2 + Chain 3 / 5825 MHz



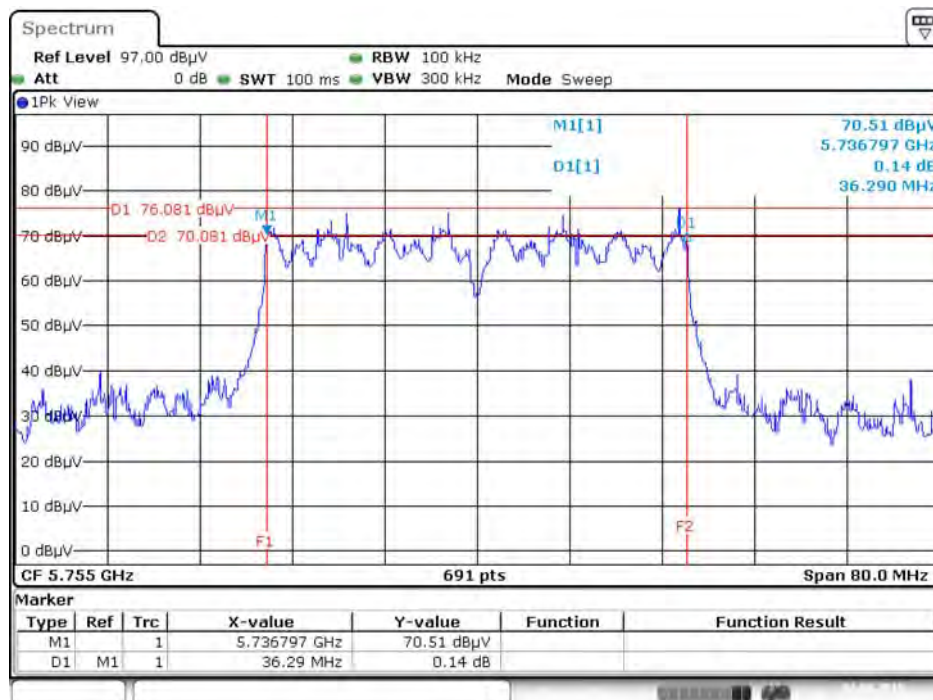
Date: 24.MAR.2015 01:57:14

6 dB Bandwidth Plot on Configuration IEEE 802.11ac MCS0/Nss1 VHT40 / Chain 1 + Chain 2 + Chain 3 / 5710 MHz



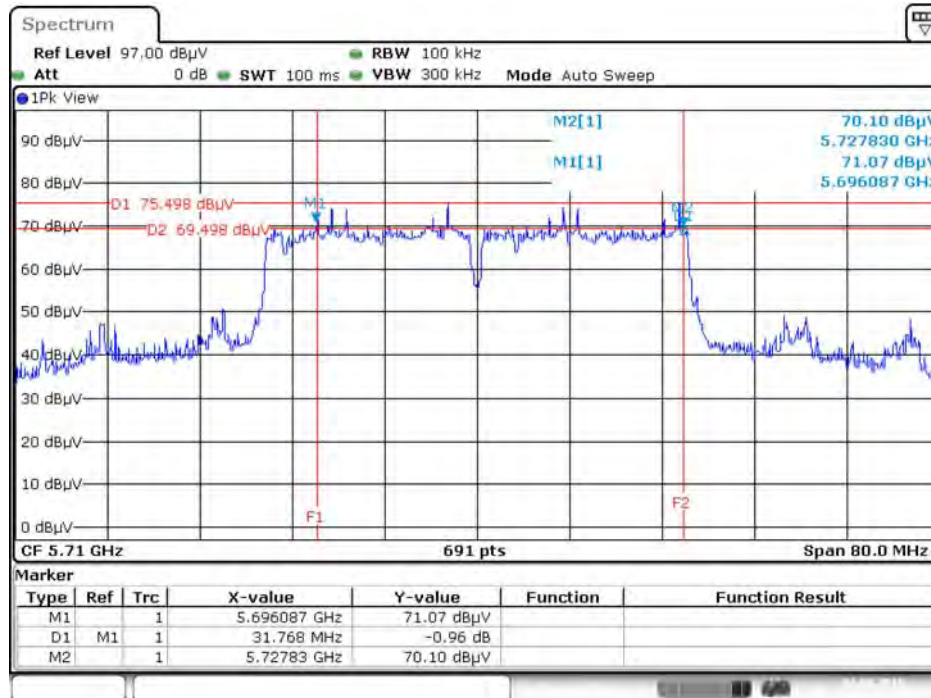
Date: 24.MAR.2015 20:37:08

6 dB Bandwidth Plot on Configuration IEEE 802.11ac MCS0/Nss1 VHT40 / Chain 1 + Chain 2 + Chain 3 / 5755 MHz



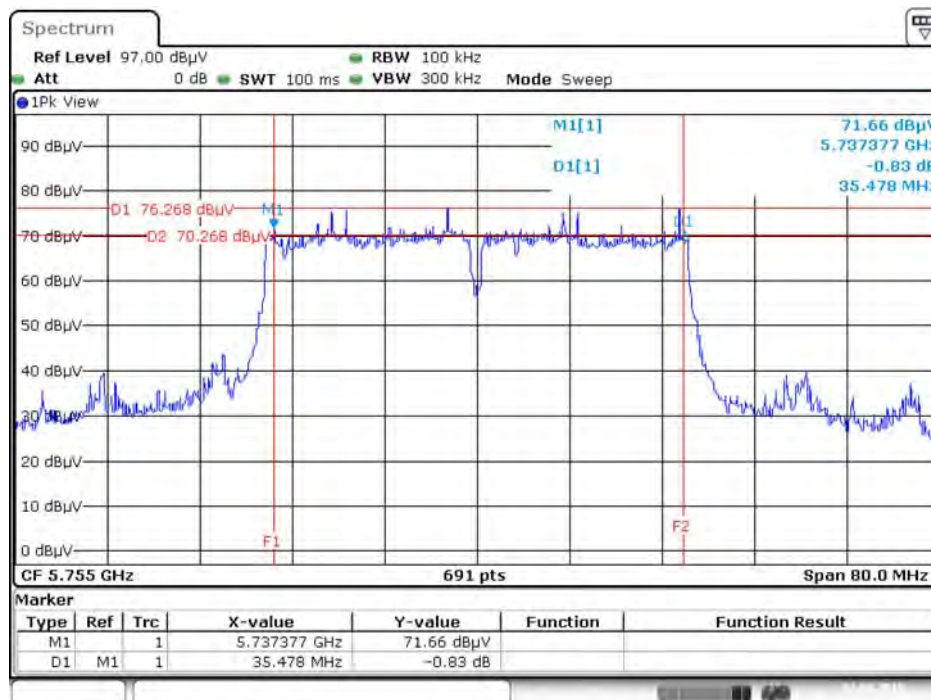
Date: 24.MAR.2015 01:54:08

6 dB Bandwidth Plot on Configuration IEEE 802.11ac MCS0/Nss3 VHT40 / Chain 1 + Chain 2 + Chain 3 / 5710 MHz



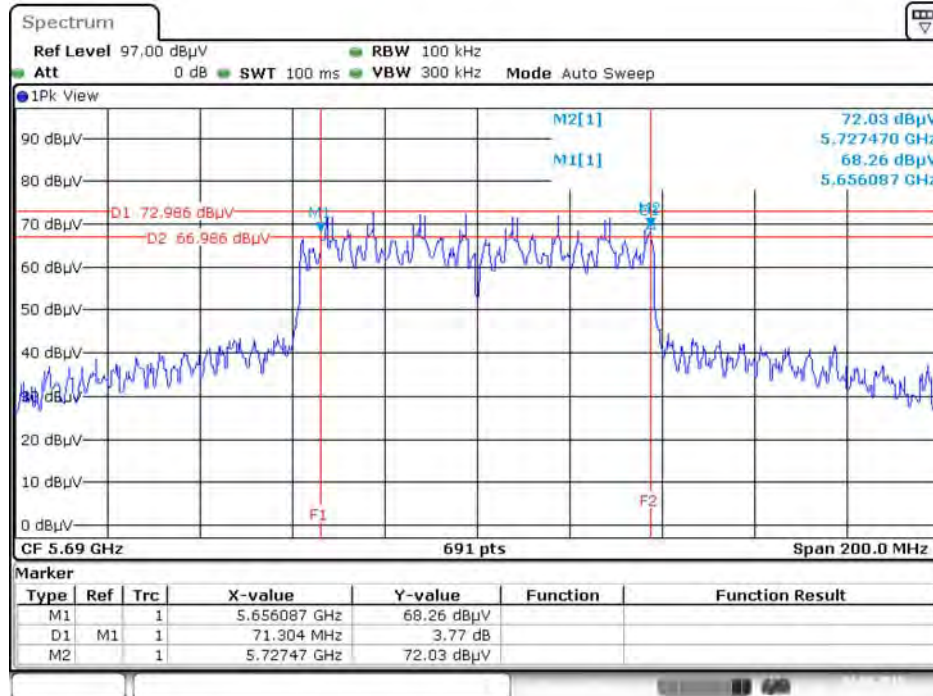
Date: 24.MAR.2015 21:00:13

6 dB Bandwidth Plot on Configuration IEEE 802.11ac MCS0/Nss3 VHT40 / Chain 1 + Chain 2 + Chain 3 / 5755 MHz



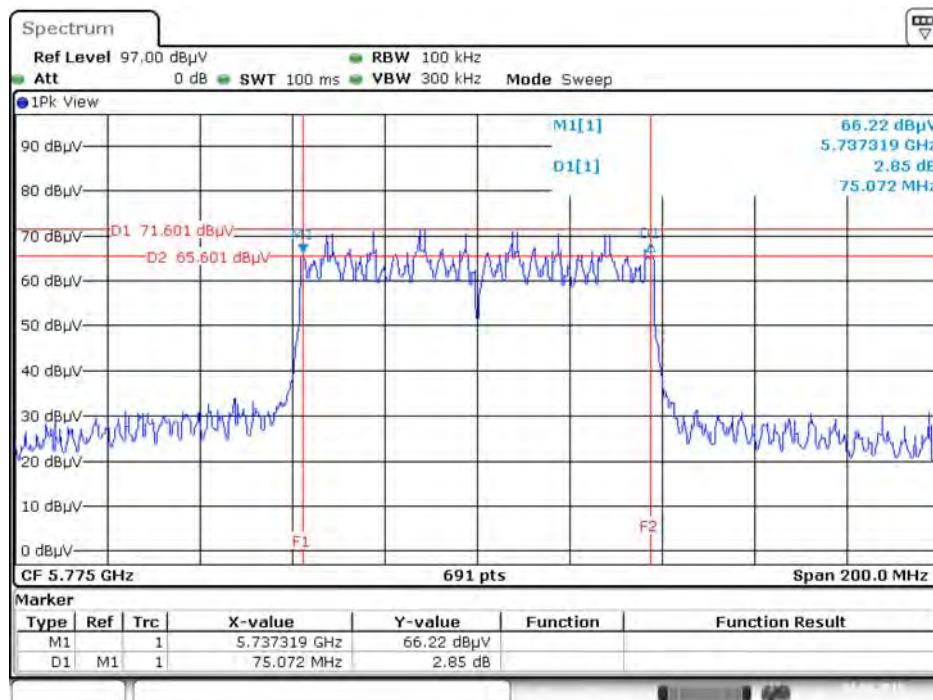
Date: 24.MAR.2015 01:57:42

6 dB Bandwidth Plot on Configuration IEEE 802.11ac MCS0/Nss1 VHT80 / Chain 1 + Chain 2 + Chain 3 / 5690 MHz



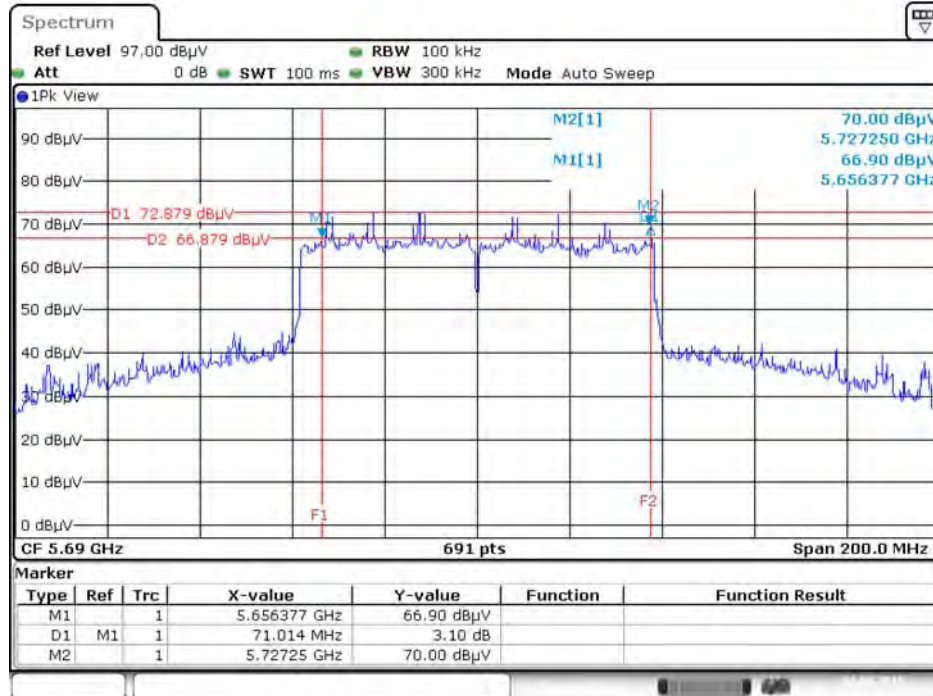
Date: 24.MAR.2015 20:37:53

6 dB Bandwidth Plot on Configuration IEEE 802.11ac MCS0/Nss1 VHT80 / Chain 1 + Chain 2 + Chain 3 / 5775 MHz



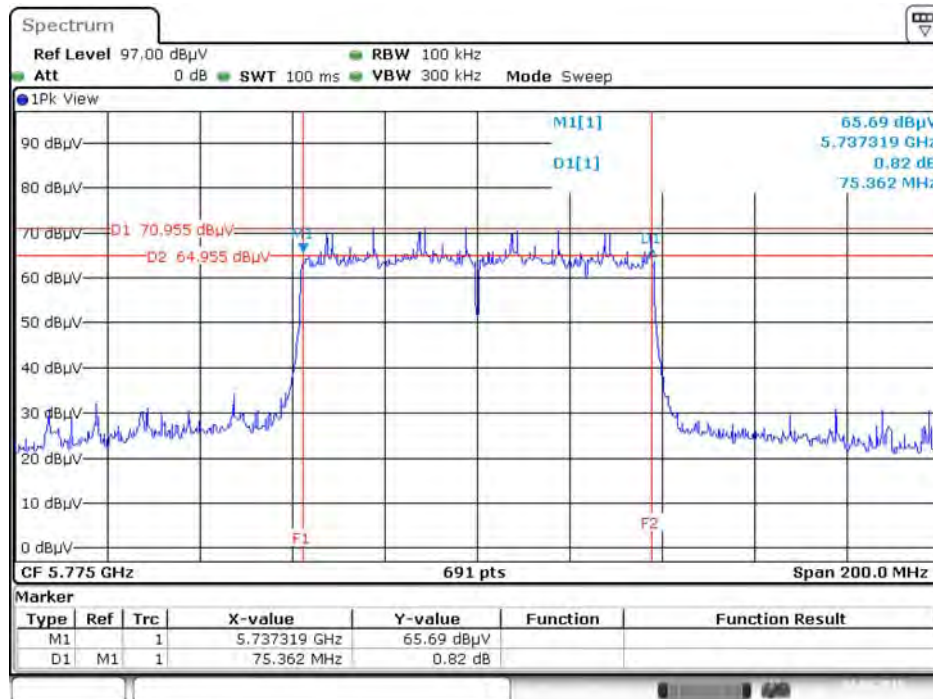
Date: 24.MAR.2015 01:54:55

6 dB Bandwidth Plot on Configuration IEEE 802.11ac MCS0/Nss3 VHT80 / Chain 1 + Chain 2 + Chain 3 / 5690 MHz



Date: 24.MAR.2015 21:01:05

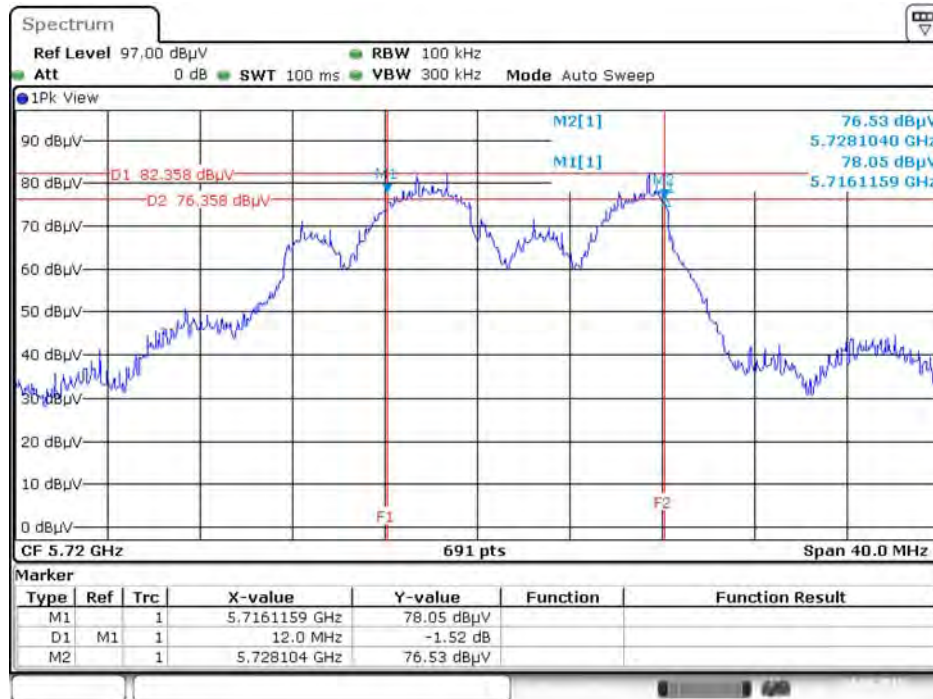
6 dB Bandwidth Plot on Configuration IEEE 802.11ac MCS0/Nss3 VHT80 / Chain 1 + Chain 2 + Chain 3 / 5775 MHz



Date: 24.MAR.2015 01:56:05

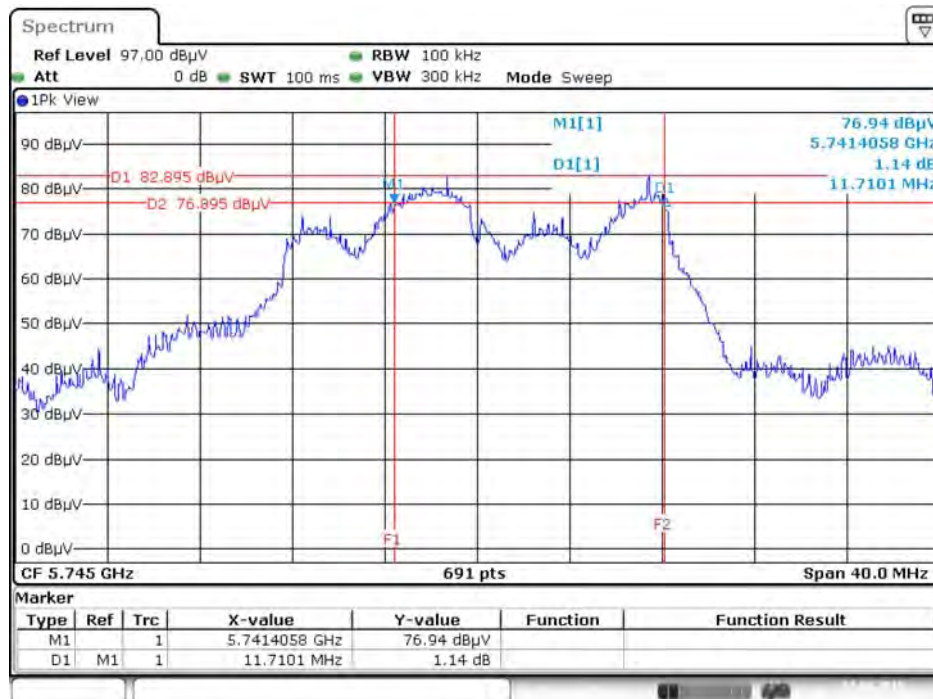
Mode 4 (Ant. 5 PCB antenna / 5.74dBi)

6 dB Bandwidth Plot on Configuration IEEE 802.11a / Chain 1 + Chain 2 + Chain 3 / 5720 MHz



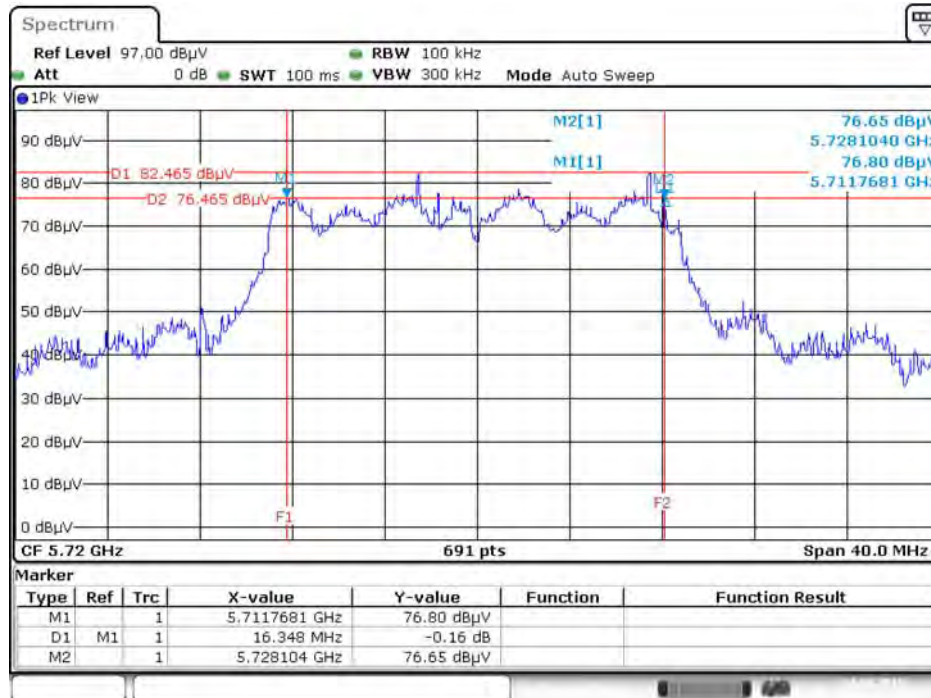
Date: 24.MAR.2015 20:19:56

6 dB Bandwidth Plot on Configuration IEEE 802.11a / Chain 1 + Chain 2 + Chain 3 / 5745 MHz



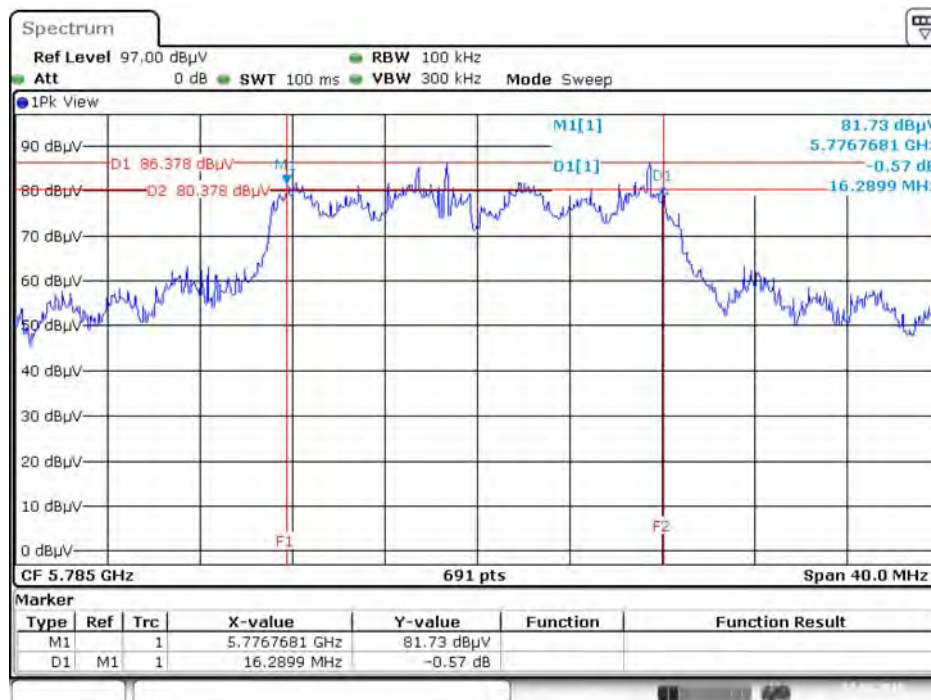
Date: 23.MAR.2015 21:51:00

6 dB Bandwidth Plot on Configuration IEEE 802.11ac MCS0/Nss1 VHT20 / Chain 1 + Chain 2 + Chain 3 / 5720 MHz



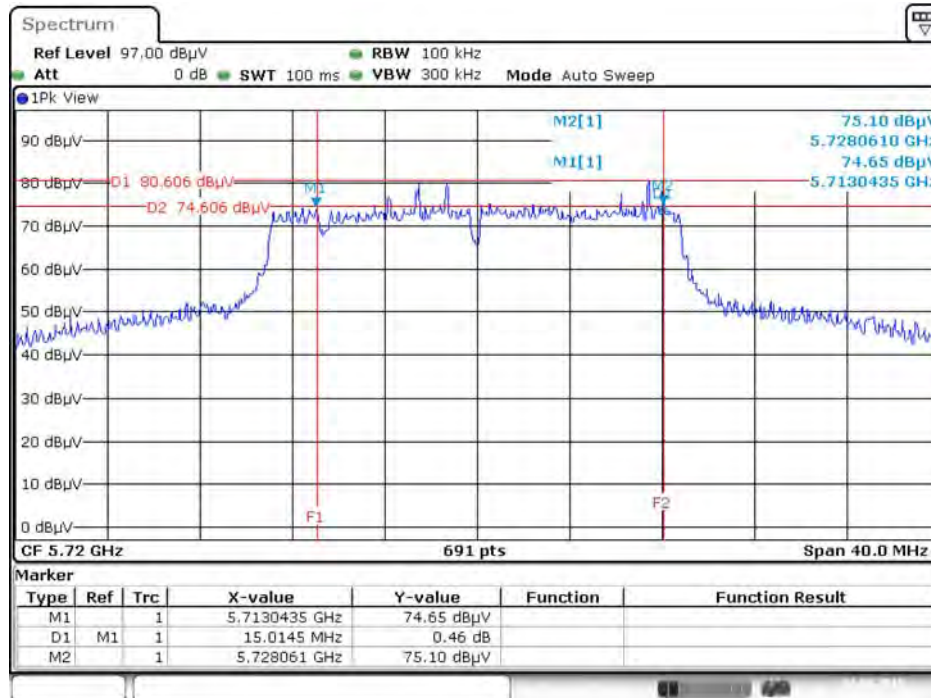
Date: 24.MAR 2015 20:22:16

6 dB Bandwidth Plot on Configuration IEEE 802.11ac MCS0/Nss1 VHT20 / Chain 1 + Chain 2 + Chain 3 / 5785 MHz



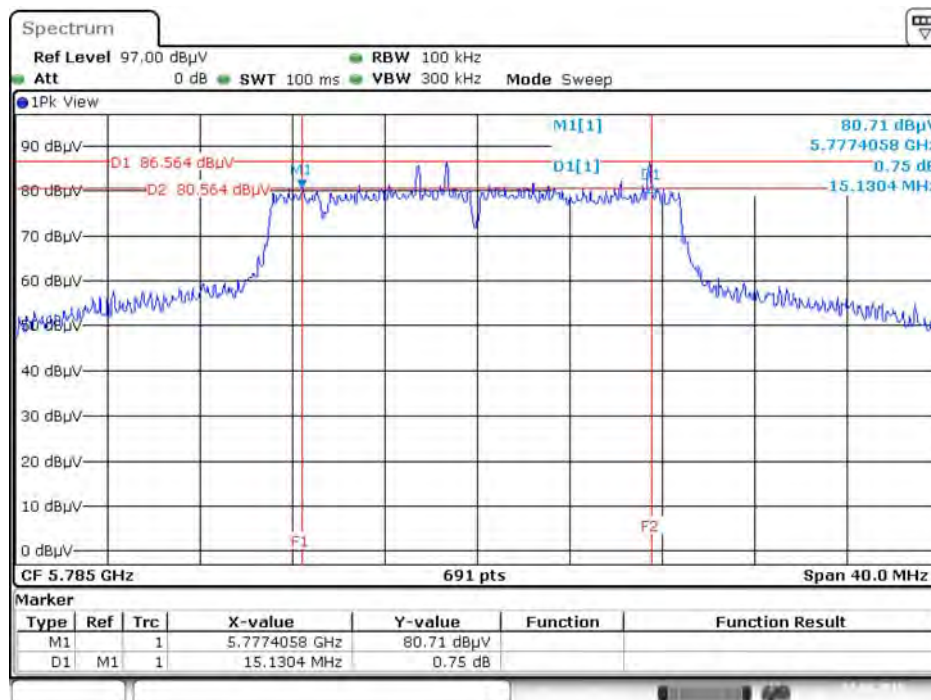
Date: 23.MAR 2015 21:48:10

6 dB Bandwidth Plot on Configuration IEEE 802.11ac MCS0/Nss3 VHT20 / Chain 1 + Chain 2 + Chain 3 / 5720 MHz



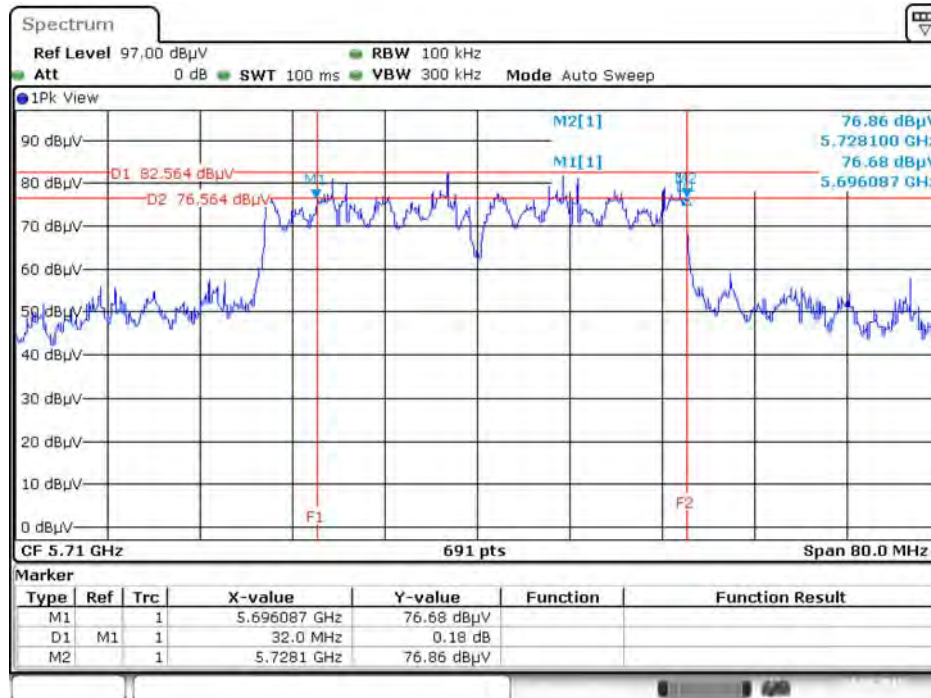
Date: 24.MAR 2015 20:51:18

6 dB Bandwidth Plot on Configuration IEEE 802.11ac MCS0/Nss3 VHT20 / Chain 1 + Chain 2 + Chain 3 / 5785 MHz



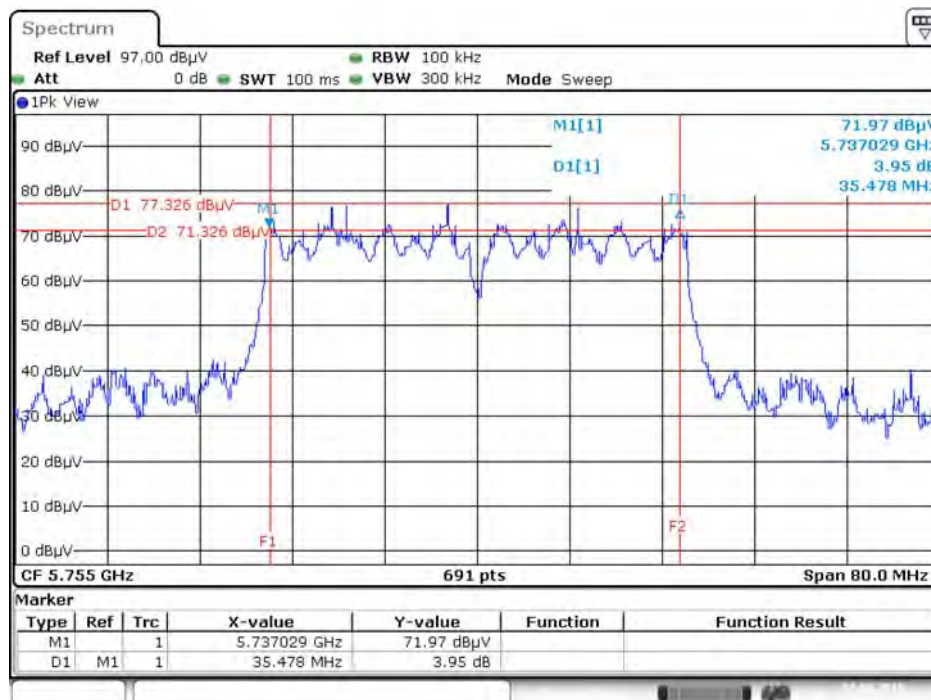
Date: 23.MAR 2015 21:38:56

6 dB Bandwidth Plot on Configuration IEEE 802.11ac MCS0/Nss1 VHT40 / Chain 1 + Chain 2 + Chain 3 / 5710 MHz



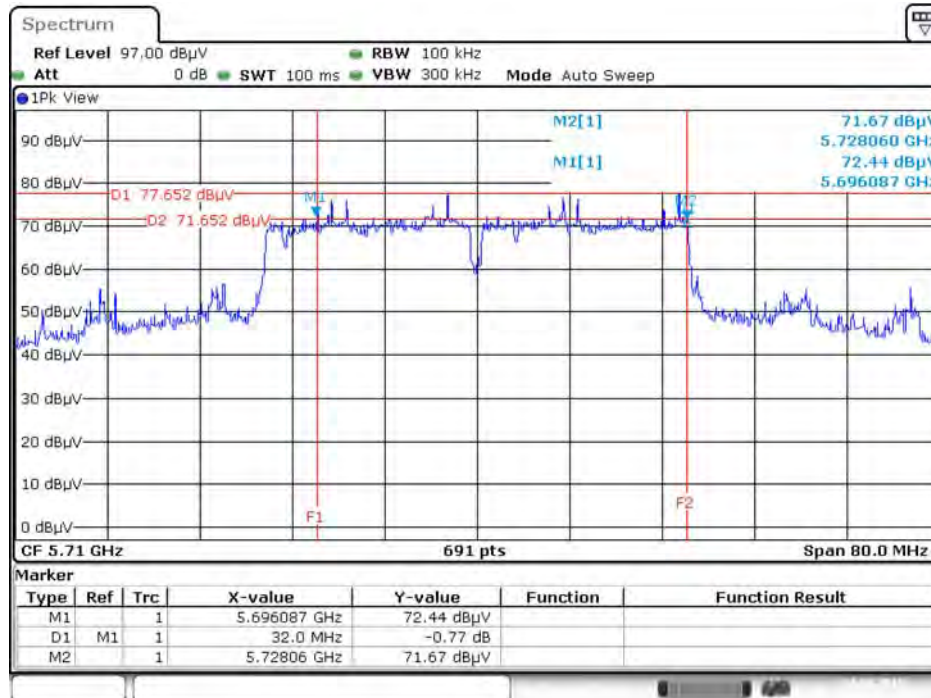
Date: 24.MAR.2015 20:24:14

6 dB Bandwidth Plot on Configuration IEEE 802.11ac MCS0/Nss1 VHT40 / Chain 1 + Chain 2 + Chain 3 / 5755 MHz



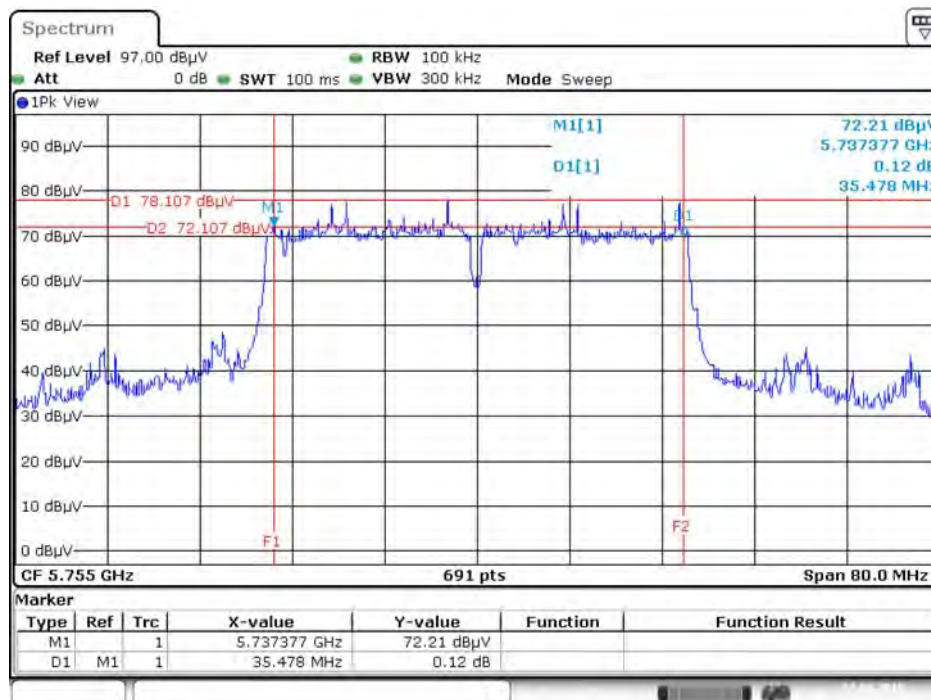
Date: 23.MAR.2015 21:53:13

6 dB Bandwidth Plot on Configuration IEEE 802.11ac MCS0/Nss3 VHT40 / Chain 1 + Chain 2 + Chain 3 / 5710 MHz



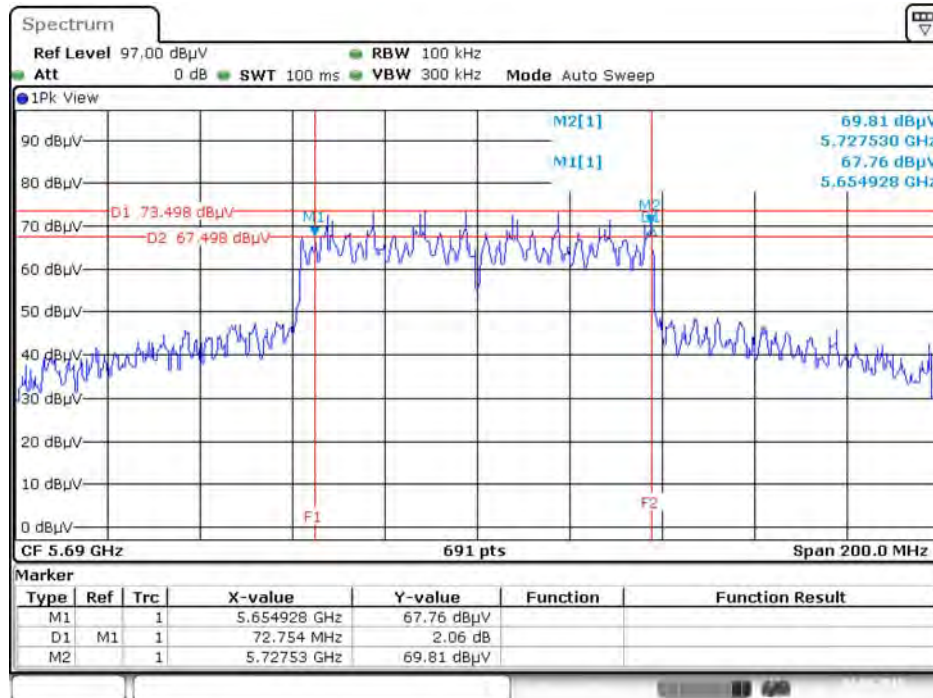
Date: 24.MAR.2015 20:52:11

6 dB Bandwidth Plot on Configuration IEEE 802.11ac MCS0/Nss3 VHT40 / Chain 1 + Chain 2 + Chain 3 / 5755 MHz



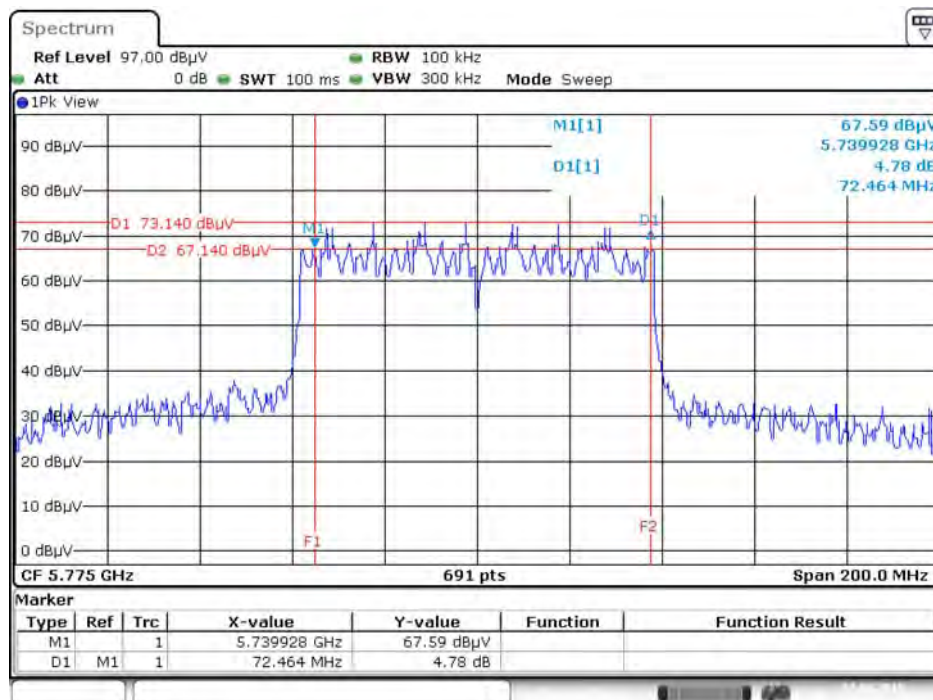
Date: 23.MAR.2015 21:41:23

6 dB Bandwidth Plot on Configuration IEEE 802.11ac MCS0/Nss1 VHT80 / Chain 1 + Chain 2 + Chain 3 / 5690 MHz



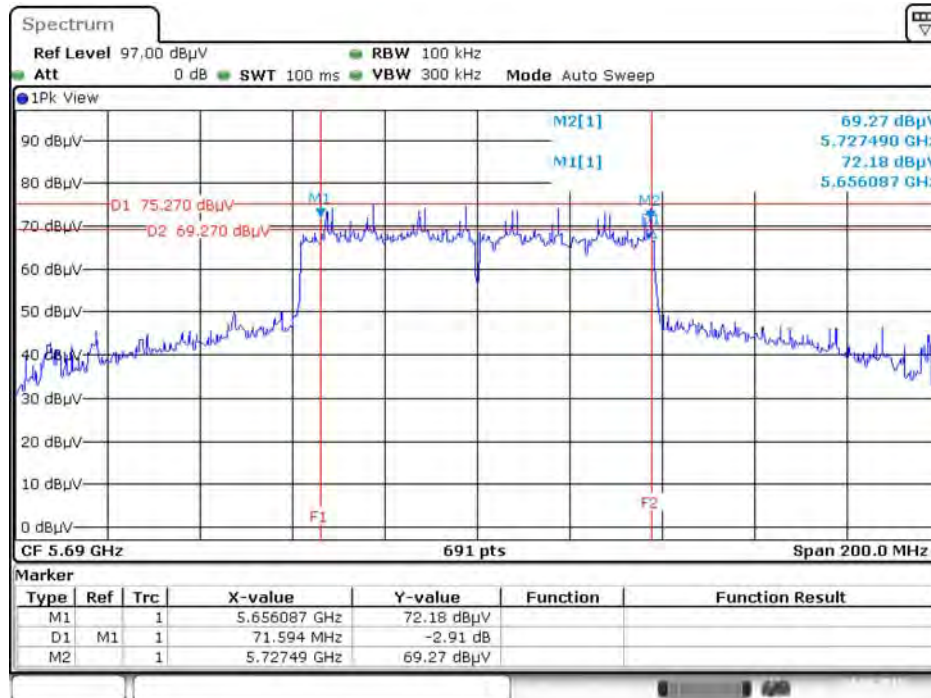
Date: 24.MAR 2015 20:28:37

6 dB Bandwidth Plot on Configuration IEEE 802.11ac MCS0/Nss1 VHT80 / Chain 1 + Chain 2 + Chain 3 / 5775 MHz



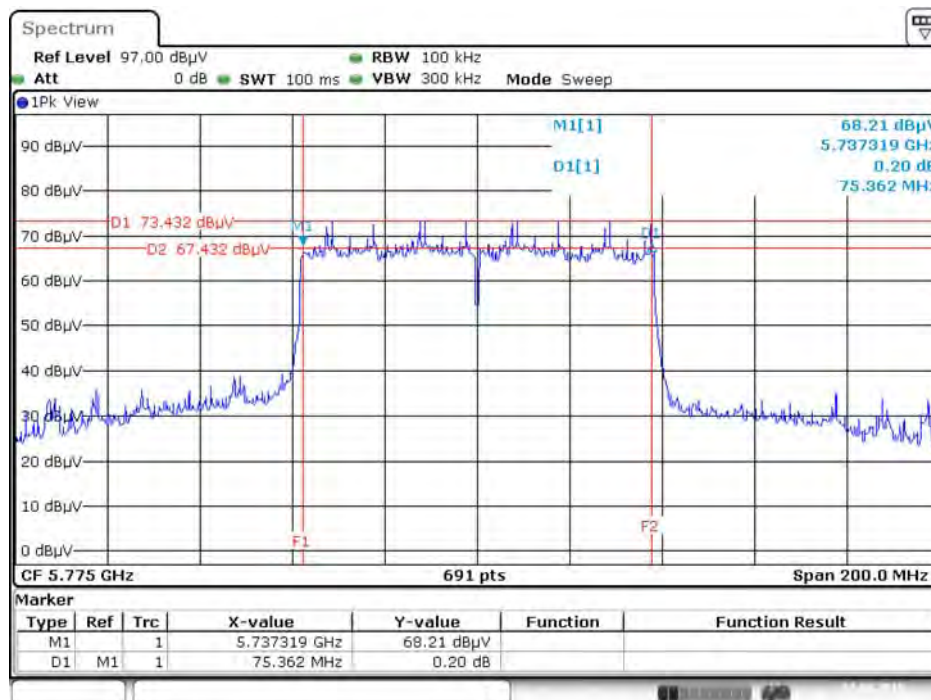
Date: 23.MAR 2015 21:46:43

6 dB Bandwidth Plot on Configuration IEEE 802.11ac MCS0/Nss3 VHT80 / Chain 1 + Chain 2 + Chain 3 / 5690 MHz



Date: 24.MAR 2015 20:52:59

6 dB Bandwidth Plot on Configuration IEEE 802.11ac MCS0/Nss3 VHT80 / Chain 1 + Chain 2 + Chain 3 / 5775 MHz



Date: 23.MAR 2015 21:44:08

4.3. Maximum Conducted Output Power Measurement

4.3.1. Limit

Frequency Band		Limit
<input checked="" type="checkbox"/>	5.15~5.25 GHz	
	Operating Mode	
<input type="checkbox"/>	Outdoor access point	The maximum conducted output power over the frequency band of operation shall not exceed 1 W (30dBm) provided the maximum antenna gain does not exceed 6 dBi. If transmitting antennas of directional gain greater than 6 dBi are used, both the maximum conducted output power and the maximum power spectral density shall be reduced by the amount in dB that the directional gain of the antenna exceeds 6 dBi. The maximum e.i.r.p. at any elevation angle above 30 degrees as measured from the horizon must not exceed 125 mW (21 dBm).
<input checked="" type="checkbox"/>	Indoor access point	The maximum conducted output power over the frequency band of operation shall not exceed 1 W (30dBm) provided the maximum antenna gain does not exceed 6 dBi. If transmitting antennas of directional gain greater than 6 dBi are used, both the maximum conducted output power and the maximum power spectral density shall be reduced by the amount in dB that the directional gain of the antenna exceeds 6 dBi.
<input checked="" type="checkbox"/>	Fixed point-to-point access points	The maximum conducted output power over the frequency band of operation shall not exceed 1 W (30dBm). Fixed point-to-point U-NII devices may employ antennas with directional gain up to 23 dBi without any corresponding reduction in the maximum conducted output power or maximum power spectral density. For fixed point-to-point transmitters that employ a directional antenna gain greater than 23 dBi, a 1 dB reduction in maximum conducted output power and maximum power spectral density is required for each 1 dB of antenna gain in excess of 23 dBi.
<input type="checkbox"/>	Mobile and portable client devices	The maximum conducted output power over the frequency band of operation shall not exceed 250 mW (24dBm) provided the maximum antenna gain does not exceed 6 dBi. If transmitting antennas of directional gain greater than 6 dBi are used, both the maximum conducted output power and the maximum power spectral density shall be reduced by the amount in dB that the directional gain of the antenna exceeds 6 dBi.

<input checked="" type="checkbox"/>	5.25-5.35 GHz	The maximum conducted output power over the frequency bands of operation shall not exceed the lesser of 250 mW (24dBm) or 11 dBm 10 log B, where B is the 26 dB emission bandwidth in megahertz. If transmitting antennas of directional gain greater than 6 dBi are used, both the maximum conducted output power and the maximum power spectral density shall be reduced by the amount in dB that the directional gain of the antenna exceeds 6 dBi.
<input checked="" type="checkbox"/>	5.470-5.725 GHz	
<input checked="" type="checkbox"/>	5.725~5.85 GHz	The maximum conducted output power over the frequency band of operation shall not exceed 1 W (30dBm). If transmitting antennas of directional gain greater than 6 dBi are used, both the maximum conducted output power and the maximum power spectral density shall be reduced by the amount in dB that the directional gain of the antenna exceeds 6 dBi. However, fixed point-to-point U-NII devices operating in this band may employ transmitting antennas with directional gain greater than 6 dBi without any corresponding reduction in transmitter conducted power.

4.3.2. Measuring Instruments and Setting

For straddle channel:

Please refer to section 5 of equipments list in this report. The following table is the setting of the spectrum analyzer.

Spectrum Parameter	Setting
Attenuation	Auto
Span Frequency	Encompass the entire emissions bandwidth (EBW) of the signal
RBW	1000 kHz
VBW	3000 kHz
Detector	RMS
Trace	Average Sweep count 100
Sweep Time	Auto

For other channel:

Please refer to section 5 of equipments list in this report. The following table is the setting of the power meter.

Power Meter Parameter	Setting
Detector	AVERAGE

4.3.3. Test Procedures

For straddle channel:

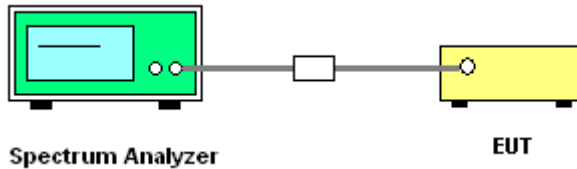
1. The transmitter output (antenna port) was connected to the spectrum analyzer.
2. Test was performed in accordance with FCC Public Notice DA 02-2138, August 30, 2002

For other channel:

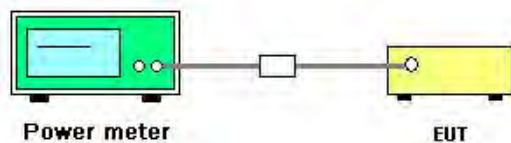
1. The transmitter output (antenna port) was connected to the power meter.
2. Test was performed in accordance with KDB789033 D02 v01 for Compliance Testing of Unlicensed National Information Infrastructure (U-NII) Devices - section (E) Maximum conducted output power =>3. Measurement using a Power Meter (PM) =>b) Method PM-G (Measurement using a gated RF average power meter).
3. Multiple antenna systems was performed in accordance with KDB662911 D01 v02r01 Emissions Testing of Transmitters with Multiple Outputs in the Same Band.
4. When measuring maximum conducted output power with multiple antenna systems, add every result of the values by mathematic formula.

4.3.4. Test Setup Layout

For straddle channel:



For other channel:



4.3.5. Test Deviation

There is no deviation with the original standard.

4.3.6. EUT Operation during Test

The EUT was programmed to be in continuously transmitting mode.

4.3.7. Test Result of Maximum Conducted Output Power

Temperature	25°C	Humidity	56%
Test Engineer	Mars Lin	Test Date	For straddle channel: Mar. 24~25, 2015
			For other channel: Nov. 18, 2014
Test Mode	Mode 1 (Ant. 1 Dipole antenna / 1dBi)		

Mode	Frequency	Conducted Power (dBm)				Max. Limit (dBm)	Result
		Chain 1	Chain 2	Chain 3	Total		
802.11a	5180 MHz	14.25	14.85	14.51	19.31	30.00	Complies
	5200 MHz	13.40	14.13	13.58	18.49	30.00	Complies
	5240 MHz	19.24	19.19	19.22	23.99	30.00	Complies
	5260 MHz	19.31	18.73	19.35	23.91	24.00	Complies
	5300 MHz	15.08	15.24	15.38	20.01	23.93	Complies
	5320 MHz	15.12	15.28	15.26	19.99	23.93	Complies
	5500 MHz	14.20	14.16	14.38	19.02	23.91	Complies
	5580 MHz	19.55	18.92	18.97	23.93	24.00	Complies
	5700 MHz	17.12	16.79	17.54	21.93	24.00	Complies
	5745 MHz	14.62	14.38	14.31	19.21	30.00	Complies
	5785 MHz	15.95	15.51	15.49	20.43	30.00	Complies
	5825 MHz	15.78	15.38	15.45	20.31	30.00	Complies
802.11ac MCS0/Nss1 VHT20	5180 MHz	14.61	15.20	14.62	19.59	30.00	Complies
	5200 MHz	14.09	14.54	14.09	19.02	30.00	Complies
	5240 MHz	19.39	19.01	19.51	24.08	30.00	Complies
	5260 MHz	19.27	18.73	19.37	23.90	24.00	Complies
	5300 MHz	14.97	14.82	15.09	19.73	24.00	Complies
	5320 MHz	14.36	14.41	14.52	19.20	24.00	Complies
	5500 MHz	14.19	14.52	14.81	19.29	24.00	Complies
	5580 MHz	19.16	18.84	19.24	23.85	24.00	Complies
	5700 MHz	16.47	16.28	17.23	21.45	24.00	Complies
	5745 MHz	13.72	13.67	13.65	18.45	30.00	Complies
	5785 MHz	15.09	15.27	15.04	19.91	30.00	Complies
	5825 MHz	15.19	15.31	15.11	19.98	30.00	Complies

Note: 5.25-5.35 GHz, 5.470-5.725 GHz power limit = $11 + 10 \cdot \log(B)$ or 24dBm.

802.11a 5300 MHz power limit = $11 + 10 \cdot \log(19.65) = 23.93\text{dBm} < 24\text{dBm}$, so limit = 23.93dBm.

802.11a 5320 MHz power limit = $11 + 10 \cdot \log(19.65) = 23.93\text{dBm} < 24\text{dBm}$, so limit = 23.93dBm.

802.11a 5500 MHz power limit = $11 + 10 \cdot \log(19.57) = 23.91\text{dBm} < 24\text{dBm}$, so limit = 23.91dBm.

Mode	Frequency	Conducted Power (dBm)				Max. Limit (dBm)	Result
		Chain 1	Chain 2	Chain 3	Total		
802.11ac MCS0/Nss3 VHT20	5180 MHz	15.62	16.01	15.44	20.47	30.00	Complies
	5200 MHz	15.02	15.56	15.30	20.07	30.00	Complies
	5240 MHz	19.52	19.49	18.93	24.09	30.00	Complies
	5260 MHz	18.80	18.74	19.57	23.82	24.00	Complies
	5300 MHz	18.55	17.94	18.78	23.21	24.00	Complies
	5320 MHz	18.43	17.96	18.81	23.19	24.00	Complies
	5500 MHz	18.32	18.75	19.03	23.48	24.00	Complies
	5580 MHz	18.31	18.73	20.13	23.90	24.00	Complies
	5700 MHz	17.16	17.07	17.78	22.12	24.00	Complies
	5745 MHz	14.68	15.37	15.66	20.03	30.00	Complies
	5785 MHz	14.59	15.76	16.02	20.27	30.00	Complies
	5825 MHz	16.32	16.43	16.72	21.26	30.00	Complies
802.11ac MCS0/Nss1 VHT40	5190 MHz	12.15	12.92	12.19	17.21	30.00	Complies
	5230 MHz	15.96	16.27	16.26	20.94	30.00	Complies
	5270 MHz	17.84	17.72	18.16	22.68	24.00	Complies
	5310 MHz	13.77	13.96	14.07	18.71	24.00	Complies
	5510 MHz	12.26	12.92	12.72	17.41	24.00	Complies
	5550 MHz	19.04	18.86	19.37	23.87	24.00	Complies
	5670 MHz	17.18	17.25	17.88	22.22	24.00	Complies
	5755 MHz	10.69	10.18	10.43	15.21	30.00	Complies
	5795 MHz	16.86	16.41	16.63	21.41	30.00	Complies
802.11ac MCS0/Nss3 VHT40	5190 MHz	13.21	14.12	13.81	18.50	30.00	Complies
	5230 MHz	18.59	18.76	19.62	23.79	30.00	Complies
	5270 MHz	18.55	18.82	20.06	23.97	24.00	Complies
	5310 MHz	14.32	14.57	14.79	19.34	24.00	Complies
	5510 MHz	13.82	14.34	14.18	18.89	24.00	Complies
	5550 MHz	18.88	18.66	19.87	23.94	24.00	Complies
	5670 MHz	17.42	17.26	17.94	22.32	24.00	Complies
	5755 MHz	12.23	12.22	12.43	17.07	30.00	Complies
	5795 MHz	17.27	16.95	17.55	22.03	30.00	Complies

Mode	Frequency	Conducted Power (dBm)				Max. Limit (dBm)	Result
		Chain 1	Chain 2	Chain 3	Total		
802.11ac MCS0/Nss1 VHT80	5210 MHz	10.26	10.94	10.31	15.29	30.00	Complies
	5290 MHz	11.99	12.16	12.12	16.86	24.00	Complies
	5530 MHz	11.43	11.28	11.22	16.08	24.00	Complies
	5610 MHz	17.29	17.22	17.06	21.96	24.00	Complies
	5775 MHz	9.55	9.13	9.46	14.15	30.00	Complies
802.11ac MCS0/Nss3 VHT80	5210 MHz	11.84	12.58	11.92	16.90	30.00	Complies
	5290 MHz	12.64	12.89	13.11	17.66	24.00	Complies
	5530 MHz	11.61	12.43	12.36	16.92	24.00	Complies
	5610 MHz	16.33	17.01	17.45	21.73	24.00	Complies
	5775 MHz	9.44	8.98	9.32	14.02	30.00	Complies

Straddle Channel

Mode	Frequency	Conducted Power (dBm)				Max. Limit (dBm)	Result
		Chain 1	Chain 2	Chain 3	Total		
802.11a	5720 MHz (UNII 2C)	19.53	19.02	18.45	23.84	23.85	Complies
	5720 MHz (UNII 3)	11.16	11.43	10.96	16.01	30.00	Complies
802.11ac MCS0/Nss1 VHT20	5720 MHz (UNII 2C)	17.47	17.70	17.36	22.36	24.00	Complies
	5720 MHz (UNII 3)	11.64	12.26	11.87	16.78	30.00	Complies
802.11ac MCS0/Nss3 VHT20	5720 MHz (UNII 2C)	17.57	17.47	17.43	22.34	23.96	Complies
	5720 MHz (UNII 3)	12.08	11.94	11.88	16.82	30.00	Complies
802.11ac MCS0/Nss1 VHT40	5710 MHz (UNII 2C)	17.75	17.93	17.64	22.68	24.00	Complies
	5710 MHz (UNII 3)	7.37	7.91	7.45	12.48	30.00	Complies
802.11ac MCS0/Nss3 VHT40	5710 MHz (UNII 2C)	17.79	17.67	17.63	22.60	24.00	Complies
	5710 MHz (UNII 3)	7.63	7.65	7.50	12.50	30.00	Complies
802.11ac MCS0/Nss1 VHT80	5690 MHz (UNII 2C)	17.93	18.03	17.72	22.91	24.00	Complies
	5690 MHz (UNII 3)	3.88	4.22	3.66	8.94	30.00	Complies
802.11ac MCS0/Nss3 VHT80	5690 MHz (UNII 2C)	17.43	17.59	17.54	22.53	24.00	Complies
	5690 MHz (UNII 3)	4.13	4.26	3.81	9.08	30.00	Complies

Note: (UNII 2C) power limit = $11 + 10 \cdot \log(B)$ or 24dBm.

802.11a 5720 MHz (UNII 2C) power limit = $11 + 10 \cdot \log(19.26) = 23.85\text{dBm} < 24\text{dBm}$, so limit = 23.85dBm.

802.11ac MCS0/Nss3 VHT20 5720 MHz (UNII 2C) power limit = $11 + 10 \cdot \log(19.78) = 23.96\text{dBm} < 24\text{dBm}$, so limit = 23.96dBm.

Temperature	25°C	Humidity	56%
Test Engineer	Mars Lin	Test Date	For straddle channel: Mar. 24~25, 2015
			For other channel: Nov. 21, 2014 / Mar. 23, 2015
Test Mode	Mode 2 (Ant. 3 Omnidirectional antenna / 6.7dBi)		

Mode	Frequency	Conducted Power (dBm)				Max. Limit (dBm)	Result
		Chain 1	Chain 2	Chain 3	Total		
802.11a	5180 MHz	12.57	12.96	12.51	17.46	29.30	Complies
	5200 MHz	11.84	12.46	12.02	16.89	29.30	Complies
	5240 MHz	18.62	18.42	18.05	23.14	29.30	Complies
	5260 MHz	13.98	13.67	13.98	18.65	23.30	Complies
	5300 MHz	13.95	13.92	14.15	18.78	23.30	Complies
	5320 MHz	13.89	13.78	13.94	18.64	23.30	Complies
	5500 MHz	13.85	14.39	14.51	19.03	23.30	Complies
	5580 MHz	13.93	14.19	14.21	18.88	23.30	Complies
	5700 MHz	14.01	13.87	14.15	18.78	23.30	Complies
	5745 MHz	16.36	16.34	16.32	21.11	29.30	Complies
	5785 MHz	17.04	16.78	16.96	21.70	29.30	Complies
	5825 MHz	16.96	16.80	16.94	21.67	29.30	Complies
802.11ac MCS0/Nss1 VHT20	5180 MHz	11.93	12.36	11.76	16.80	29.30	Complies
	5200 MHz	11.86	12.51	11.98	16.90	29.30	Complies
	5240 MHz	18.18	18.15	18.09	22.91	29.30	Complies
	5260 MHz	14.19	13.98	14.26	18.92	23.30	Complies
	5300 MHz	14.07	14.05	14.28	18.91	23.30	Complies
	5320 MHz	14.19	14.30	14.51	19.11	23.30	Complies
	5500 MHz	14.13	14.55	14.72	19.24	23.30	Complies
	5580 MHz	14.28	14.52	14.67	19.26	23.30	Complies
	5700 MHz	14.44	14.47	14.64	19.29	23.30	Complies
	5745 MHz	14.40	14.48	14.36	19.18	29.30	Complies
	5785 MHz	16.61	16.68	16.78	21.46	29.30	Complies
	5825 MHz	18.15	18.03	18.21	22.90	29.30	Complies

Note: Antenna true gain=6.70dBi >6dBi.

5.15~5.25 GHz, 5.725~5.85 GHz power limit=30.00-(6.70-6)=29.30dBm.

5.25-5.35 GHz, 5.470-5.725 GHz power limit=24.00-(6.70-6)=23.30dBm.

Mode	Frequency	Conducted Power (dBm)				Max. Limit (dBm)	Result
		Chain 1	Chain 2	Chain 3	Total		
802.11ac MCS0/Nss3 VHT20	5180 MHz	14.73	15.01	14.63	19.56	29.30	Complies
	5200 MHz	14.64	15.02	14.51	19.50	29.30	Complies
	5240 MHz	19.52	19.49	18.93	24.09	29.30	Complies
	5260 MHz	18.72	18.34	18.13	23.17	23.30	Complies
	5300 MHz	15.84	15.87	16.29	20.78	23.30	Complies
	5320 MHz	12.81	12.92	12.88	17.64	23.30	Complies
	5500 MHz	14.37	14.65	15.12	19.50	23.30	Complies
	5580 MHz	18.86	18.43	17.68	23.12	23.30	Complies
	5700 MHz	15.06	14.88	15.38	19.88	23.30	Complies
	5745 MHz	15.18	15.14	15.01	19.88	29.30	Complies
	5785 MHz	17.58	17.15	17.68	22.25	29.30	Complies
	5825 MHz	16.51	16.49	16.36	21.23	29.30	Complies
802.11ac MCS0/Nss1 VHT40	5190 MHz	11.49	12.02	11.47	16.44	29.30	Complies
	5230 MHz	17.03	17.29	17.25	21.96	29.30	Complies
	5270 MHz	17.11	16.99	17.47	21.97	23.30	Complies
	5310 MHz	12.51	12.46	12.78	17.36	23.30	Complies
	5510 MHz	11.92	12.78	12.49	17.18	23.30	Complies
	5550 MHz	16.62	17.26	17.53	21.92	23.30	Complies
	5670 MHz	16.62	16.95	17.07	21.66	23.30	Complies
	5755 MHz	11.29	10.82	11.05	15.83	29.30	Complies
	5795 MHz	17.91	17.58	17.92	22.58	29.30	Complies
802.11ac MCS0/Nss3 VHT40	5190 MHz	12.56	13.02	12.53	17.48	29.30	Complies
	5230 MHz	18.32	18.13	18.51	23.09	29.30	Complies
	5270 MHz	18.41	18.17	18.44	23.11	23.30	Complies
	5310 MHz	13.18	13.36	13.38	18.08	23.30	Complies
	5510 MHz	12.37	13.11	12.93	17.59	23.30	Complies
	5550 MHz	17.63	17.83	18.38	22.73	23.30	Complies
	5670 MHz	16.13	16.51	16.75	21.24	23.30	Complies
	5755 MHz	12.02	11.47	11.83	16.55	29.30	Complies
	5795 MHz	18.02	17.61	17.96	22.64	29.30	Complies

Note: Antenna true gain=6.70dBi >6dBi.

5.15~5.25 GHz, 5.725~5.85 GHz power limit=30.00-(6.70-6)=29.30dBm.

5.25-5.35 GHz, 5.470-5.725 GHz power limit=24.00-(6.70-6)=23.30dBm.

Mode	Frequency	Conducted Power (dBm)				Max. Limit (dBm)	Result
		Chain 1	Chain 2	Chain 3	Total		
802.11ac MCS0/Nss1 VHT80	5210 MHz	9.81	10.46	9.92	14.84	29.30	Complies
	5290 MHz	11.62	11.51	11.91	16.45	23.30	Complies
	5530 MHz	9.43	10.72	10.34	14.97	23.30	Complies
	5610 MHz	17.53	17.54	18.26	22.56	23.30	Complies
	5775 MHz	9.67	8.95	9.67	14.21	29.30	Complies
802.11ac MCS0/Nss3 VHT80	5210 MHz	12.21	12.72	12.28	17.18	29.30	Complies
	5290 MHz	12.24	12.26	12.48	17.10	23.30	Complies
	5530 MHz	10.68	11.68	11.36	16.03	23.30	Complies
	5610 MHz	17.81	17.81	18.16	22.70	23.30	Complies
	5775 MHz	10.42	9.93	10.22	14.97	29.30	Complies

Note: Antenna true gain=6.70dBi >6dBi.

5.15~5.25 GHz, 5.725~5.85 GHz power limit=30.00-(6.70-6)=29.30dBm.

5.25-5.35 GHz, 5.470-5.725 GHz power limit=24.00-(6.70-6)=23.30dBm.

Straddle Channel

Mode	Frequency	Conducted Power (dBm)				Max. Limit (dBm)	Result
		Chain 1	Chain 2	Chain 3	Total		
802.11a	5720 MHz (UNII 2C)	13.01	13.39	13.48	18.12	21.93	Complies
	5720 MHz (UNII 3)	6.85	7.43	7.02	11.93	29.30	Complies
802.11ac MCS0/Nss1 VHT20	5720 MHz (UNII 2C)	13.28	13.60	13.60	18.35	22.14	Complies
	5720 MHz (UNII 3)	7.39	7.97	7.88	12.61	29.30	Complies
802.11ac MCS0/Nss3 VHT20	5720 MHz (UNII 2C)	17.54	17.54	17.66	22.43	23.30	Complies
	5720 MHz (UNII 3)	11.96	11.78	11.43	16.58	29.30	Complies
802.11ac MCS0/Nss1 VHT40	5710 MHz (UNII 2C)	16.81	17.20	17.26	22.00	23.30	Complies
	5710 MHz (UNII 3)	6.56	7.01	7.28	11.86	29.30	Complies
802.11ac MCS0/Nss3 VHT40	5710 MHz (UNII 2C)	17.89	17.61	17.71	22.64	23.30	Complies
	5710 MHz (UNII 3)	7.72	7.64	7.63	12.57	29.30	Complies
802.11ac MCS0/Nss1 VHT80	5690 MHz (UNII 2C)	17.93	18.03	17.72	22.91	23.30	Complies
	5690 MHz (UNII 3)	3.88	4.22	3.66	8.94	29.30	Complies
802.11ac MCS0/Nss3 VHT80	5690 MHz (UNII 2C)	17.53	17.52	17.43	22.50	23.30	Complies
	5690 MHz (UNII 3)	3.95	3.56	3.72	8.76	29.30	Complies

Note: 1. 802.11a 5720 MHz (UNII 2C) power limit = $11 + 10 \cdot \log(14.57) = 22.63 \text{ dBm} < 24 \text{ dBm}$, antenna true gain = 6.70 dBi > 6 dBi, so limit = $22.63 - (6.70 - 6) = 21.93 \text{ dBm}$.

2. 802.11ac MCS0/Nss1 VHT20 5720 MHz (UNII 2C) power limit = $11 + 10 \cdot \log(15.26) = 22.84 \text{ dBm} < 24 \text{ dBm}$, so limit = $22.84 - (6.70 - 6) = 22.14 \text{ dBm}$.

3. Antenna true gain = 6.70 dBi > 6 dBi.

(UNII 2C) power limit = $24.00 - (6.70 - 6) = 23.30 \text{ dBm}$.

(UNII 3) power limit = $30.00 - (6.70 - 6) = 29.30 \text{ dBm}$.

Temperature	25°C	Humidity	56%
Test Engineer	Mars Lin	Test Date	For straddle channel: Mar. 25, 2015
			For other channel: Nov. 18, 2014 / Mar. 23, 2015
Test Mode	Mode 3 (Ant. 4 Panel antenna / 9.2dBi)		

Mode	Frequency	Conducted Power (dBm)				Max. Limit (dBm)	Result
		Chain 1	Chain 2	Chain 3	Total		
802.11a	5180 MHz	8.85	8.56	8.21	13.32	30.00	Complies
	5200 MHz	9.21	9.19	8.78	13.84	30.00	Complies
	5240 MHz	19.36	18.89	19.71	24.10	30.00	Complies
	5260 MHz	11.77	11.26	11.71	16.36	20.80	Complies
	5300 MHz	12.03	11.69	11.62	16.55	20.80	Complies
	5320 MHz	11.71	11.57	11.56	16.39	20.80	Complies
	5500 MHz	9.28	11.12	11.31	15.43	20.80	Complies
	5580 MHz	10.87	11.81	12.31	16.47	20.80	Complies
	5700 MHz	8.74	10.57	10.87	14.93	20.80	Complies
	5745 MHz	14.02	14.75	15.01	19.38	30.00	Complies
	5785 MHz	13.97	14.72	15.11	19.40	30.00	Complies
	5825 MHz	14.57	14.98	15.07	19.65	30.00	Complies
802.11ac MCS0/Nss1 VHT20	5180 MHz	9.85	10.52	9.76	14.83	30.00	Complies
	5200 MHz	9.94	10.65	10.28	15.07	30.00	Complies
	5240 MHz	19.13	18.92	19.39	23.92	30.00	Complies
	5260 MHz	12.19	11.83	12.04	16.79	20.80	Complies
	5300 MHz	12.23	11.71	11.83	16.70	20.80	Complies
	5320 MHz	11.87	11.76	12.18	16.71	20.80	Complies
	5500 MHz	10.95	11.54	11.51	16.11	20.80	Complies
	5580 MHz	11.89	12.01	12.16	16.79	20.80	Complies
	5700 MHz	10.48	12.40	12.72	16.74	20.80	Complies
	5745 MHz	13.97	14.94	15.28	19.54	30.00	Complies
	5785 MHz	14.40	15.51	15.55	19.96	30.00	Complies
	5825 MHz	15.35	16.19	16.36	20.76	30.00	Complies

Note: Antenna true gain=9.20dBi >6dBi.

5.25-5.35 GHz, 5.470-5.725 GHz power limit=24.00-(9.20-6)=20.80dBm.

Mode	Frequency	Conducted Power (dBm)				Max. Limit (dBm)	Result
		Chain 1	Chain 2	Chain 3	Total		
802.11ac MCS0/Nss3 VHT20	5180 MHz	11.91	11.65	11.19	16.36	30.00	Complies
	5200 MHz	10.98	11.06	10.59	15.65	30.00	Complies
	5240 MHz	19.52	19.49	18.93	24.09	30.00	Complies
	5260 MHz	16.07	15.99	15.54	20.64	20.80	Complies
	5300 MHz	13.17	12.93	13.19	17.87	20.80	Complies
	5320 MHz	12.21	12.56	12.74	17.28	20.80	Complies
	5500 MHz	12.35	12.63	12.93	17.41	20.80	Complies
	5580 MHz	15.78	15.85	15.77	20.57	20.80	Complies
	5700 MHz	11.38	11.67	11.89	16.42	20.80	Complies
	5745 MHz	13.25	13.77	13.65	18.33	30.00	Complies
	5785 MHz	16.23	16.05	16.25	20.95	30.00	Complies
	5825 MHz	16.69	16.73	16.94	21.56	30.00	Complies
802.11ac MCS0/Nss1 VHT40	5190 MHz	11.15	11.83	11.18	16.17	30.00	Complies
	5230 MHz	13.18	13.92	13.25	18.23	30.00	Complies
	5270 MHz	14.84	14.51	15.01	19.56	20.80	Complies
	5310 MHz	12.38	12.55	12.51	17.25	20.80	Complies
	5510 MHz	11.32	12.21	11.72	16.54	20.80	Complies
	5550 MHz	13.22	15.12	15.15	19.36	20.80	Complies
	5670 MHz	12.91	14.91	15.41	19.31	20.80	Complies
	5755 MHz	11.33	11.05	11.37	16.02	30.00	Complies
	5795 MHz	17.32	17.03	17.58	22.09	30.00	Complies
802.11ac MCS0/Nss3 VHT40	5190 MHz	10.19	10.71	10.38	15.20	30.00	Complies
	5230 MHz	14.91	15.23	15.12	19.86	30.00	Complies
	5270 MHz	15.63	15.52	15.96	20.48	20.80	Complies
	5310 MHz	12.28	12.03	12.54	17.06	20.80	Complies
	5510 MHz	11.37	11.76	11.85	16.44	20.80	Complies
	5550 MHz	15.36	15.82	16.14	20.56	20.80	Complies
	5670 MHz	15.07	15.28	15.39	20.02	20.80	Complies
	5755 MHz	11.33	11.05	11.37	16.02	30.00	Complies
	5795 MHz	17.32	17.03	17.58	22.09	30.00	Complies

Note: Antenna true gain=9.20dBi >6dBi.

5.25-5.35 GHz, 5.470-5.725 GHz power limit=24.00-(9.20-6)=20.80dBm.

Mode	Frequency	Conducted Power (dBm)				Max. Limit (dBm)	Result
		Chain 1	Chain 2	Chain 3	Total		
802.11ac MCS0/Nss1 VHT80	5210 MHz	7.95	8.62	8.15	13.02	30.00	Complies
	5290 MHz	10.22	10.12	10.18	14.94	20.80	Complies
	5530 MHz	8.72	9.63	9.58	14.10	20.80	Complies
	5610 MHz	15.82	16.13	15.96	20.74	20.80	Complies
	5775 MHz	9.51	10.10	10.75	14.92	30.00	Complies
802.11ac MCS0/Nss3 VHT80	5210 MHz	9.15	9.49	9.28	14.08	30.00	Complies
	5290 MHz	11.03	11.07	11.40	15.94	20.80	Complies
	5530 MHz	9.25	10.29	10.13	14.68	20.80	Complies
	5610 MHz	15.71	16.03	16.29	20.79	20.80	Complies
	5775 MHz	10.19	9.62	10.06	14.73	30.00	Complies

Note: Antenna true gain=9.20dBi >6dBi.

5.25-5.35 GHz, 5.470-5.725 GHz power limit=24.00-(9.20-6)=20.80dBm.

Straddle Channel

Mode	Frequency	Conducted Power (dBm)				Max. Limit (dBm)	Result
		Chain 1	Chain 2	Chain 3	Total		
802.11a	5720 MHz (UNII 2C)	10.21	10.92	10.67	15.38	19.43	Complies
	5720 MHz (UNII 3)	4.34	4.77	4.47	9.35	30.00	Complies
802.11ac MCS0/Nss1 VHT20	5720 MHz (UNII 2C)	10.69	11.28	10.97	15.76	19.64	Complies
	5720 MHz (UNII 3)	4.71	5.52	5.31	10.05	30.00	Complies
802.11ac MCS0/Nss3 VHT20	5720 MHz (UNII 2C)	14.58	14.57	15.07	19.60	19.66	Complies
	5720 MHz (UNII 3)	8.80	8.63	9.07	13.69	30.00	Complies
802.11ac MCS0/Nss1 VHT40	5710 MHz (UNII 2C)	13.93	14.65	14.31	19.08	20.80	Complies
	5710 MHz (UNII 3)	3.57	4.43	4.08	8.94	30.00	Complies
802.11ac MCS0/Nss3 VHT40	5710 MHz (UNII 2C)	15.82	15.61	16.20	20.79	20.80	Complies
	5710 MHz (UNII 3)	5.72	5.71	5.81	10.65	30.00	Complies
802.11ac MCS0/Nss1 VHT80	5690 MHz (UNII 2C)	15.44	16.05	15.91	20.58	20.80	Complies
	5690 MHz (UNII 3)	1.66	2.33	2.17	7.07	30.00	Complies
802.11ac MCS0/Nss3 VHT80	5690 MHz (UNII 2C)	15.73	15.61	15.99	20.79	20.80	Complies
	5690 MHz (UNII 3)	2.05	1.94	2.54	7.20	30.00	Complies

Note: 1. 802.11a 5720 MHz (UNII 2C) power limit = $11 + 10 \cdot \log(14.57) = 22.63 \text{ dBm} < 24 \text{ dBm}$, antenna true gain = 6.70 dBi > 6 dBi. so limit = $22.63 - (9.20 - 6) = 19.43 \text{ dBm}$.

2. 802.11ac MCS0/Nss1 VHT20 5720 MHz (UNII 2C) power limit = $11 + 10 \cdot \log(15.26) = 22.84 \text{ dBm} < 24 \text{ dBm}$, so limit = $22.84 - (9.20 - 6) = 19.64 \text{ dBm}$.

3. 802.11ac MCS0/Nss3 VHT20 5720 MHz (UNII 2C) power limit = $11 + 10 \cdot \log(15.35) = 22.86 \text{ dBm} < 24 \text{ dBm}$, so limit = $22.86 - (9.20 - 6) = 19.66 \text{ dBm}$.

4. Antenna true gain = 9.20 dBi > 6 dBi.

(UNII 2C) power limit = $24.00 - (9.20 - 6) = 20.80 \text{ dBm}$.

Temperature	25°C	Humidity	56%
Test Engineer	Mars Lin	Test Date	For straddle channel: Mar. 24~25, 2015
			For other channel: Nov. 21, 2014
Test Mode	Mode 4 (Ant. 5 PCB antenna / 5.74dBi)		

Mode	Frequency	Conducted Power (dBm)				Max. Limit (dBm)	Result
		Chain 1	Chain 2	Chain 3	Total		
802.11a	5180 MHz	18.04	17.76	18.19	22.77	30.00	Complies
	5200 MHz	18.64	18.17	18.76	23.30	30.00	Complies
	5240 MHz	18.62	18.42	18.05	23.14	30.00	Complies
	5260 MHz	14.10	15.03	15.05	19.52	23.95	Complies
	5300 MHz	14.20	14.93	15.01	19.50	23.93	Complies
	5320 MHz	14.36	14.92	14.99	19.54	23.97	Complies
	5500 MHz	14.52	15.42	15.78	20.04	23.95	Complies
	5580 MHz	14.52	15.03	15.53	19.82	23.95	Complies
	5700 MHz	14.45	15.42	15.53	19.93	23.93	Complies
	5745 MHz	14.92	15.96	15.77	20.34	30.00	Complies
	5785 MHz	18.63	19.62	19.36	23.99	30.00	Complies
	5825 MHz	17.56	18.58	18.51	23.01	30.00	Complies
802.11ac MCS0/Nss1 VHT20	5180 MHz	18.11	17.94	18.31	22.89	30.00	Complies
	5200 MHz	18.82	18.39	18.87	23.47	30.00	Complies
	5240 MHz	18.18	18.15	18.09	22.91	30.00	Complies
	5260 MHz	14.63	15.46	15.36	19.94	24.00	Complies
	5300 MHz	14.51	15.23	15.28	19.79	24.00	Complies
	5320 MHz	14.75	15.35	15.51	19.99	24.00	Complies
	5500 MHz	14.68	15.16	15.64	19.95	24.00	Complies
	5580 MHz	14.86	15.51	15.70	20.14	24.00	Complies
	5700 MHz	14.64	15.55	15.96	20.19	24.00	Complies
	5745 MHz	14.61	15.84	15.46	20.10	30.00	Complies
	5785 MHz	19.03	19.98	19.68	24.35	30.00	Complies
	5825 MHz	18.33	19.38	19.38	23.83	30.00	Complies

Note: 5.25-5.35 GHz, 5.470-5.725 GHz power limit = $11 + 10 \cdot \log(B)$ or 24dBm.

802.11a 5260 MHz power limit = $11 + 10 \cdot \log(19.74) = 23.95\text{dBm} < 24\text{dBm}$, so limit = 23.95dBm.

802.11a 5300 MHz power limit = $11 + 10 \cdot \log(19.65) = 23.93\text{dBm} < 24\text{dBm}$, so limit = 23.93dBm.

802.11a 5320 MHz power limit = $11 + 10 \cdot \log(19.83) = 23.97\text{dBm} < 24\text{dBm}$, so limit = 23.97dBm.

802.11a 5500 MHz power limit = $11 + 10 \cdot \log(19.74) = 23.95\text{dBm} < 24\text{dBm}$, so limit = 23.95dBm.

802.11a 5580 MHz power limit = $11 + 10 \cdot \log(19.74) = 23.95\text{dBm} < 24\text{dBm}$, so limit = 23.95dBm.

802.11a 5700 MHz power limit = $11 + 10 \cdot \log(19.65) = 23.93\text{dBm} < 24\text{dBm}$, so limit = 23.93dBm.

Mode	Frequency	Conducted Power (dBm)				Max. Limit (dBm)	Result
		Chain 1	Chain 2	Chain 3	Total		
802.11ac MCS0/Nss3 VHT20	5180 MHz	18.56	19.21	19.41	23.85	30.00	Complies
	5200 MHz	19.79	18.86	18.81	23.95	30.00	Complies
	5240 MHz	19.52	19.49	18.93	24.09	30.00	Complies
	5260 MHz	19.23	18.57	19.55	23.91	24.00	Complies
	5300 MHz	18.55	18.69	19.51	23.71	24.00	Complies
	5320 MHz	18.81	18.81	19.49	23.82	24.00	Complies
	5500 MHz	18.21	18.34	19.33	23.43	24.00	Complies
	5580 MHz	18.76	18.79	19.78	23.91	24.00	Complies
	5700 MHz	16.02	16.83	17.01	21.41	24.00	Complies
	5745 MHz	15.44	16.47	16.31	20.87	30.00	Complies
	5785 MHz	18.29	19.28	19.89	23.97	30.00	Complies
	5825 MHz	18.71	19.45	19.16	23.89	30.00	Complies
802.11ac MCS0/Nss1 VHT40	5190 MHz	13.51	14.36	13.71	18.65	30.00	Complies
	5230 MHz	17.81	18.25	18.17	22.85	30.00	Complies
	5270 MHz	17.89	18.18	18.76	23.06	24.00	Complies
	5310 MHz	13.69	14.18	14.25	18.82	24.00	Complies
	5510 MHz	12.61	13.54	13.38	17.97	24.00	Complies
	5550 MHz	17.56	17.89	18.62	22.82	24.00	Complies
	5670 MHz	17.75	18.18	18.63	22.97	24.00	Complies
	5755 MHz	12.75	12.92	12.60	17.53	30.00	Complies
	5795 MHz	18.39	18.56	18.50	23.26	30.00	Complies
802.11ac MCS0/Nss3 VHT40	5190 MHz	13.32	14.68	14.07	18.83	30.00	Complies
	5230 MHz	18.62	19.47	19.41	23.95	30.00	Complies
	5270 MHz	18.71	19.18	18.89	23.70	24.00	Complies
	5310 MHz	14.01	14.95	15.15	19.50	24.00	Complies
	5510 MHz	13.12	13.95	14.20	18.55	24.00	Complies
	5550 MHz	18.59	19.18	19.20	23.77	24.00	Complies
	5670 MHz	18.14	18.81	19.01	23.44	24.00	Complies
	5755 MHz	12.65	13.67	13.80	18.17	30.00	Complies
	5795 MHz	18.11	19.18	18.42	23.36	30.00	Complies

Mode	Frequency	Conducted Power (dBm)				Max. Limit (dBm)	Result
		Chain 1	Chain 2	Chain 3	Total		
802.11ac MCS0/Nss1 VHT80	5210 MHz	12.65	13.48	12.99	17.82	30.00	Complies
	5290 MHz	12.81	13.51	13.58	18.08	24.00	Complies
	5530 MHz	11.18	12.10	12.01	16.55	24.00	Complies
	5610 MHz	18.17	18.24	18.16	22.96	24.00	Complies
	5775 MHz	11.51	12.26	12.31	16.81	30.00	Complies
802.11ac MCS0/Nss3 VHT80	5210 MHz	12.39	13.95	13.06	17.95	30.00	Complies
	5290 MHz	12.65	13.91	13.86	18.28	24.00	Complies
	5530 MHz	11.64	12.84	12.91	17.27	24.00	Complies
	5610 MHz	18.01	18.16	18.12	22.87	24.00	Complies
	5775 MHz	12.25	12.39	12.31	17.09	30.00	Complies

Straddle Channel

Mode	Frequency	Conducted Power (dBm)				Max. Limit (dBm)	Result
		Chain 1	Chain 2	Chain 3	Total		
802.11a	5720 MHz (UNII 2C)	14.11	14.54	14.74	19.29	22.66	Complies
	5720 MHz (UNII 3)	8.12	8.47	8.20	13.09	30.00	Complies
802.11ac MCS0/Nss1 VHT20	5720 MHz (UNII 2C)	14.33	14.77	14.99	19.56	23.26	Complies
	5720 MHz (UNII 3)	8.59	9.14	9.14	13.82	30.00	Complies
802.11ac MCS0/Nss3 VHT20	5720 MHz (UNII 2C)	17.54	17.54	17.66	22.43	24.00	Complies
	5720 MHz (UNII 3)	11.96	11.78	11.43	16.58	30.00	Complies
802.11ac MCS0/Nss1 VHT40	5710 MHz (UNII 2C)	17.84	17.99	18.03	22.86	24.00	Complies
	5710 MHz (UNII 3)	7.51	7.97	7.85	12.68	30.00	Complies
802.11ac MCS0/Nss3 VHT40	5710 MHz (UNII 2C)	17.87	17.70	17.56	22.61	24.00	Complies
	5710 MHz (UNII 3)	7.93	7.67	7.41	12.58	30.00	Complies
802.11ac MCS0/Nss1 VHT80	5690 MHz (UNII 2C)	17.93	18.03	17.72	22.91	24.00	Complies
	5690 MHz (UNII 3)	3.88	4.22	3.66	8.94	30.00	Complies
802.11ac MCS0/Nss3 VHT80	5690 MHz (UNII 2C)	17.43	17.59	17.54	22.53	24.00	Complies
	5690 MHz (UNII 3)	4.13	4.26	3.81	9.08	30.00	Complies

Note: (UNII 2C) power limit = $11 + 10 \cdot \log(B)$ or 24dBm.

802.11a 5720 MHz (UNII 2C) power limit = $11 + 10 \cdot \log(16.65) = 22.66\text{dBm} < 24\text{dBm}$, so limit = 22.66dBm.

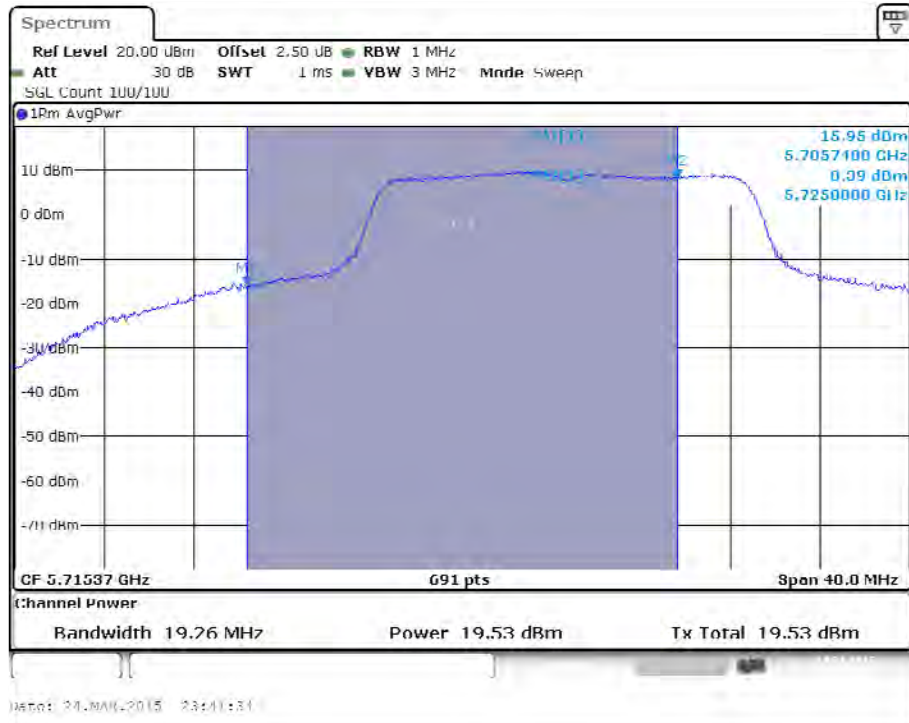
802.11ac MCS0/Nss1 VHT20 5720 MHz (UNII 2C) power limit = $11 + 10 \cdot \log(16.83) = 23.26\text{dBm} < 24\text{dBm}$, so limit = 23.96dBm.

Note: All the test values were listed in the report.

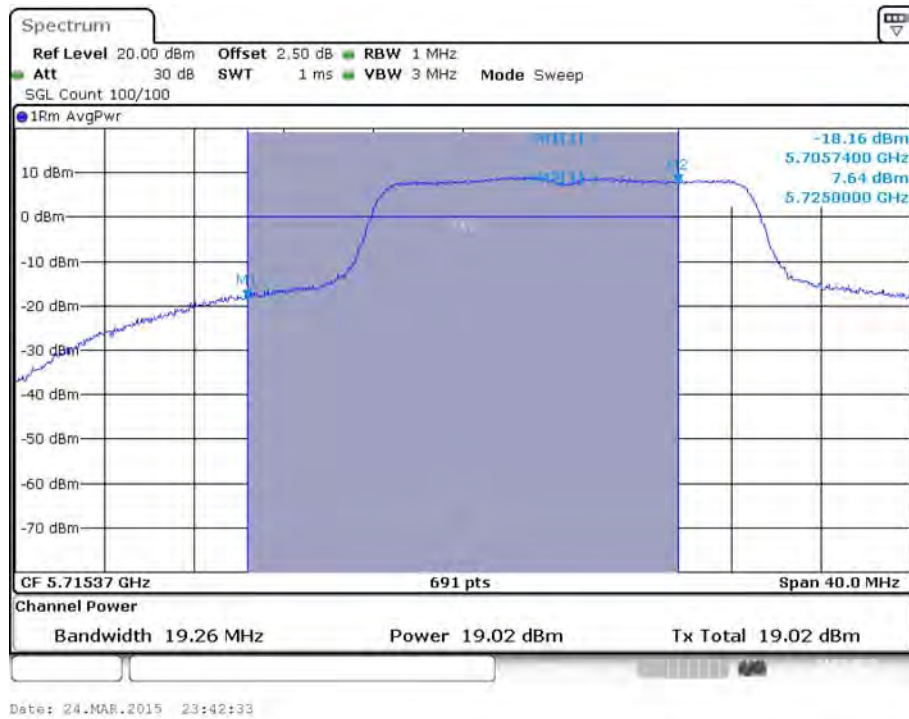
For plots, only the straddle channel result was shown.

Mode 1 (Ant. 1 Dipole antenna / 1 dBi)

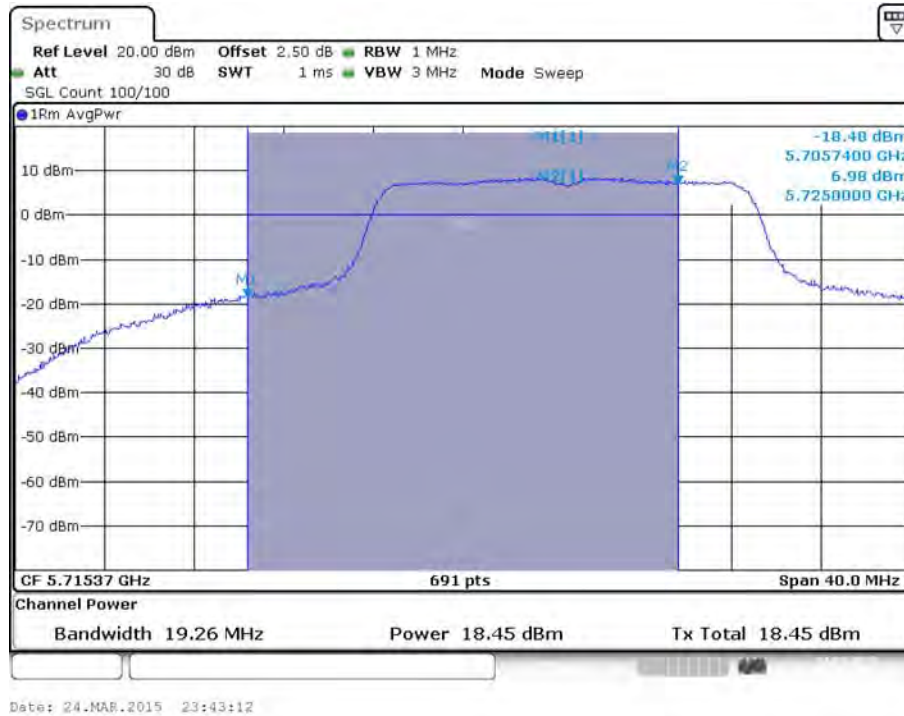
Conducted Output Power Plot on Configuration IEEE 802.11a / Chain 1 / 5720 MHz (UNII 2C)



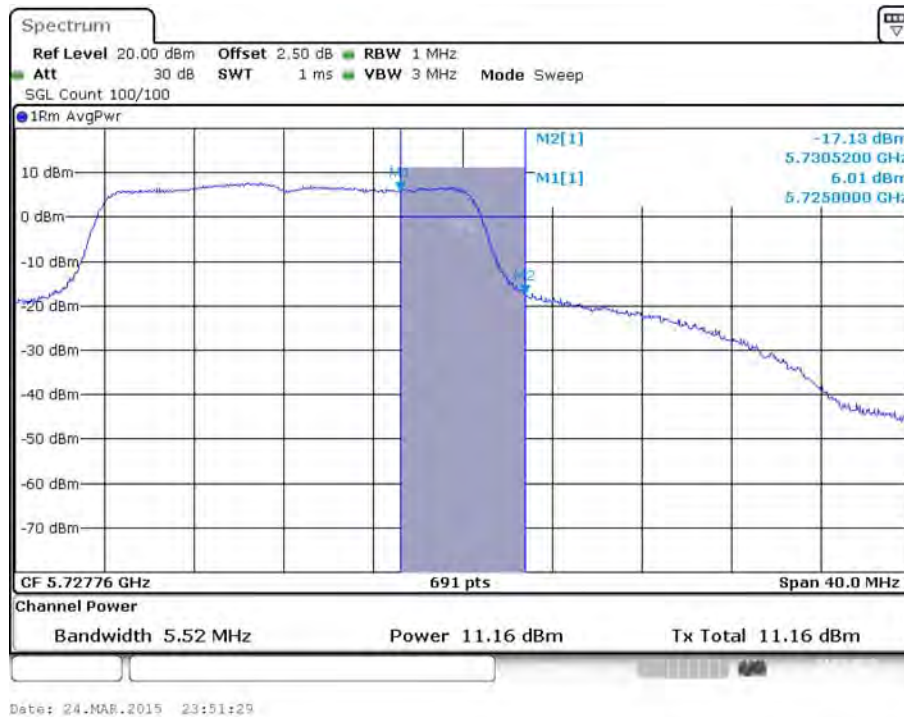
Conducted Output Power Plot on Configuration IEEE 802.11a / Chain 2 / 5720 MHz (UNII 2C)



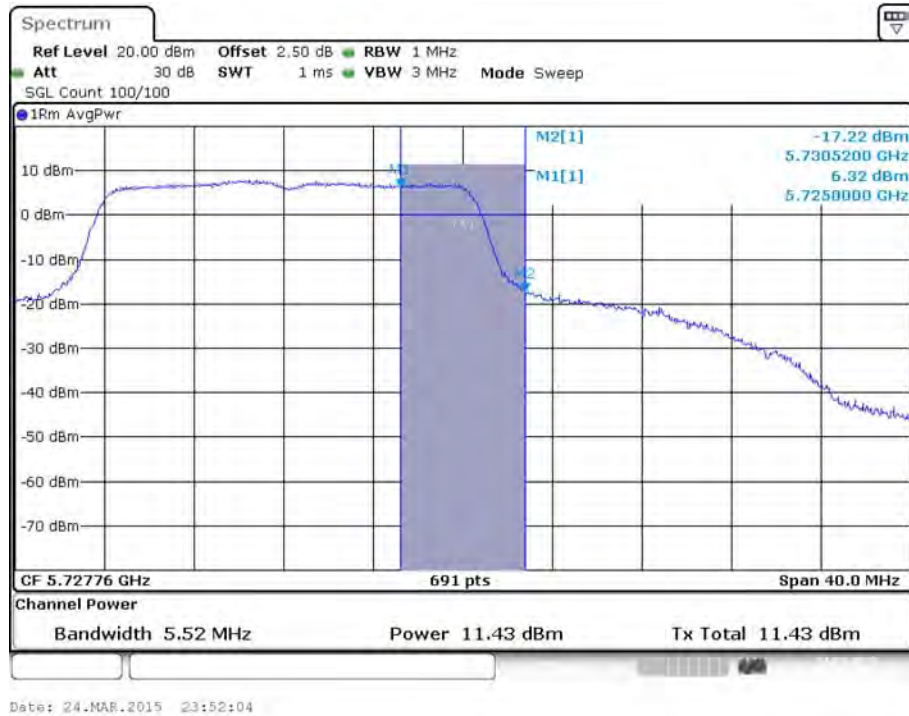
Conducted Output Power Plot on Configuration IEEE 802.11a / Chain 3 / 5720 MHz (UNII 2C)



Conducted Output Power Plot on Configuration IEEE 802.11a / Chain 1 / 5720 MHz (UNII 3)



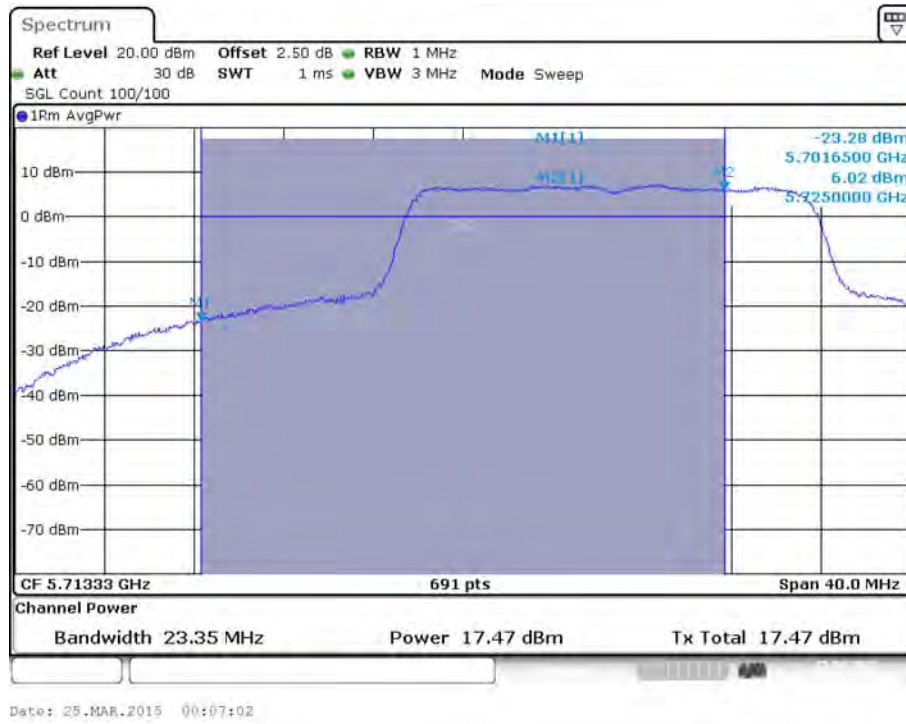
Conducted Output Power Plot on Configuration IEEE 802. 11a / Chain 2 / 5720 MHz (UNII 3)



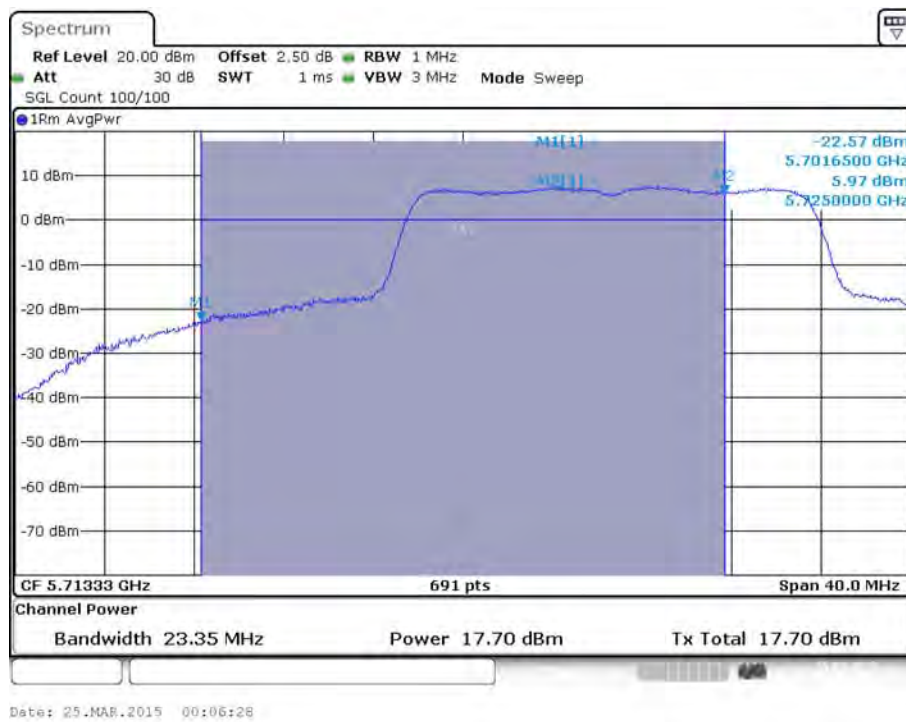
Conducted Output Power Plot on Configuration IEEE 802. 11a / Chain 3 / 5720 MHz (UNII 3)



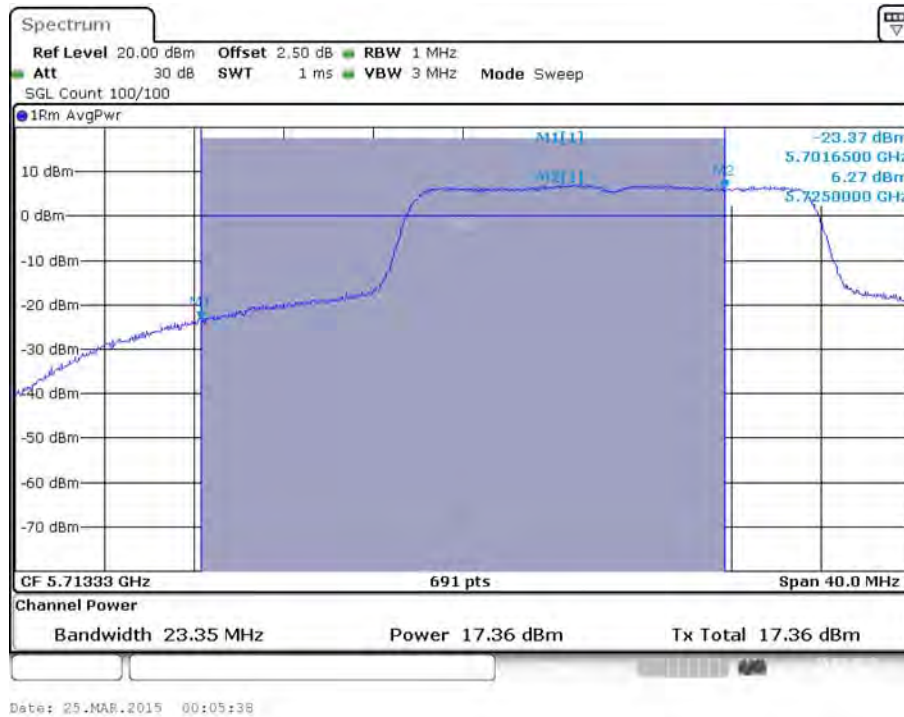
Conducted Output Power Plot on Configuration IEEE 802.11ac MCS0/Nss1 VHT20 / Chain 1 / 5720 MHz (UNII 2C)



Conducted Output Power Plot on Configuration IEEE 802.11ac MCS0/Nss1 VHT20 / Chain 2 / 5720 MHz (UNII 2C)



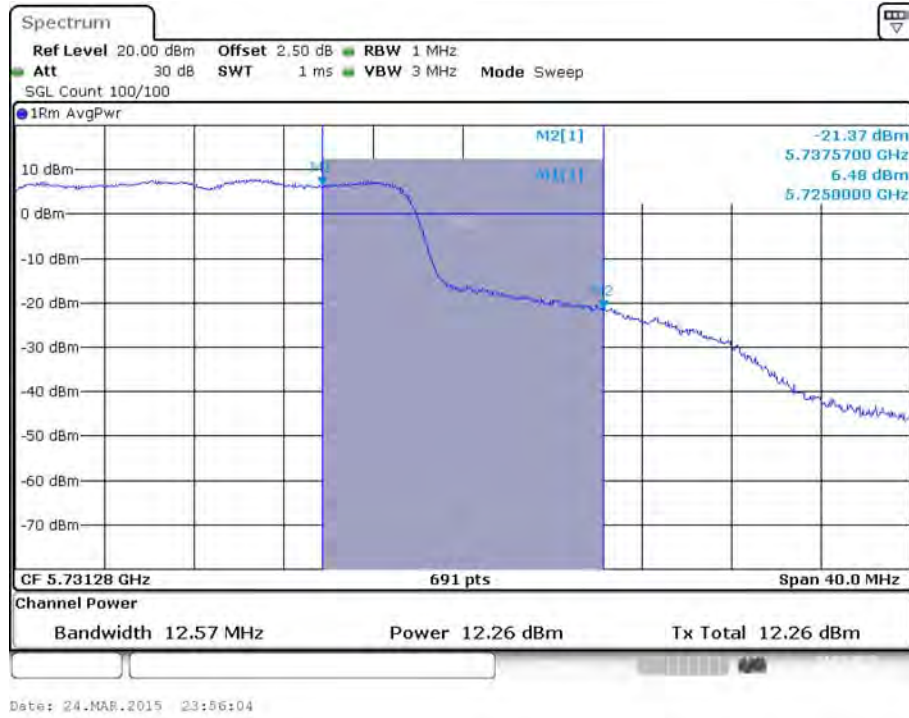
Conducted Output Power Plot on Configuration IEEE 802.11ac MCS0/Nss1 VHT20 / Chain 3 / 5720 MHz (UNII 2C)



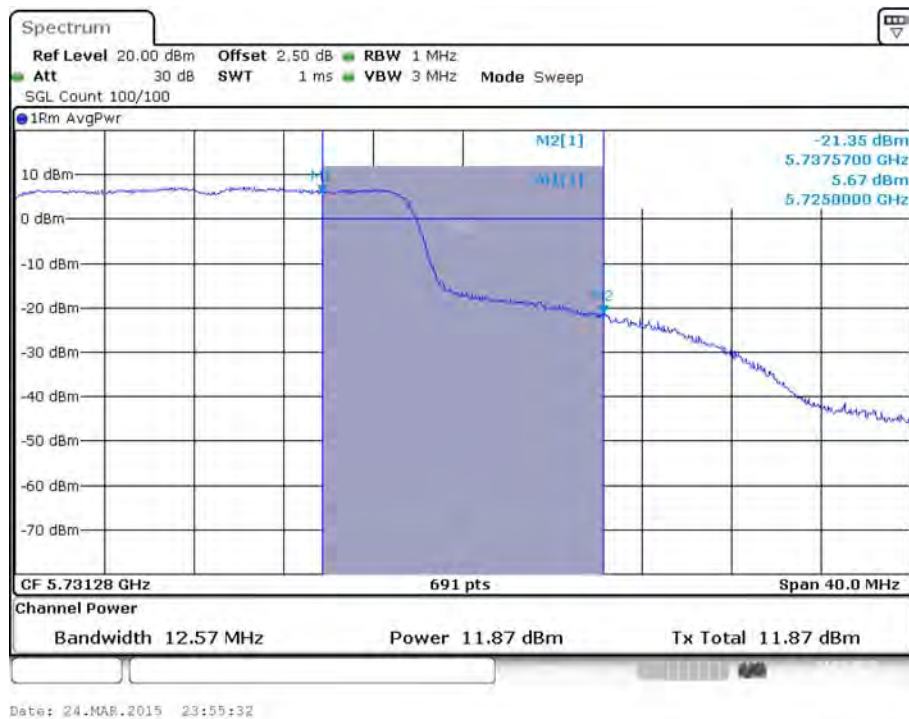
Conducted Output Power Plot on Configuration IEEE 802.11ac MCS0/Nss1 VHT20 / Chain 1 / 5720 MHz (UNII 3)



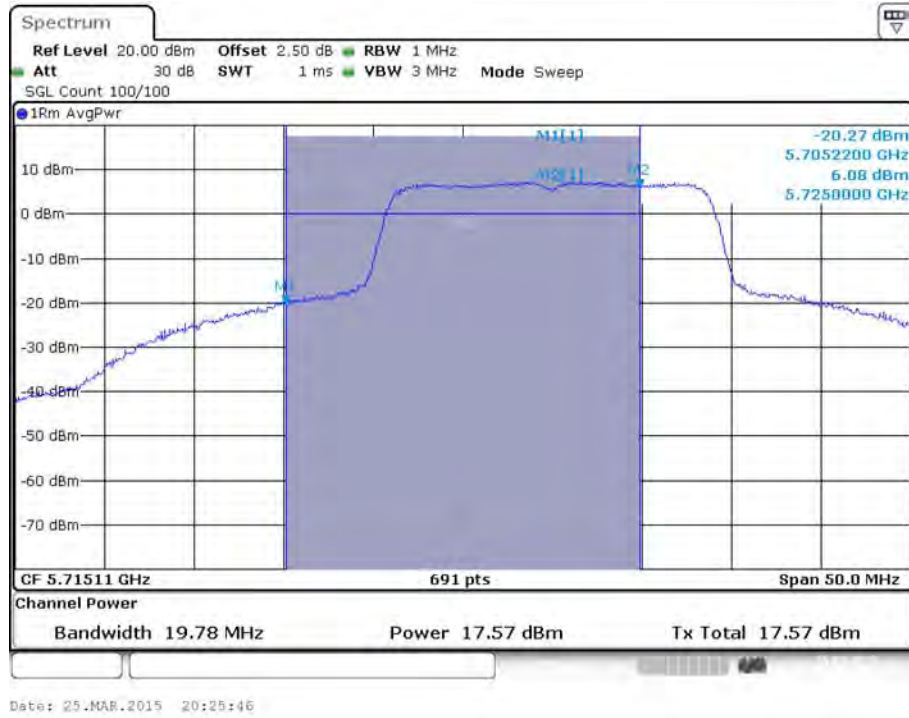
Conducted Output Power Plot on Configuration IEEE 802.11ac MCS0/Nss1 VHT20 / Chain 2 / 5720 MHz (UNII 3)



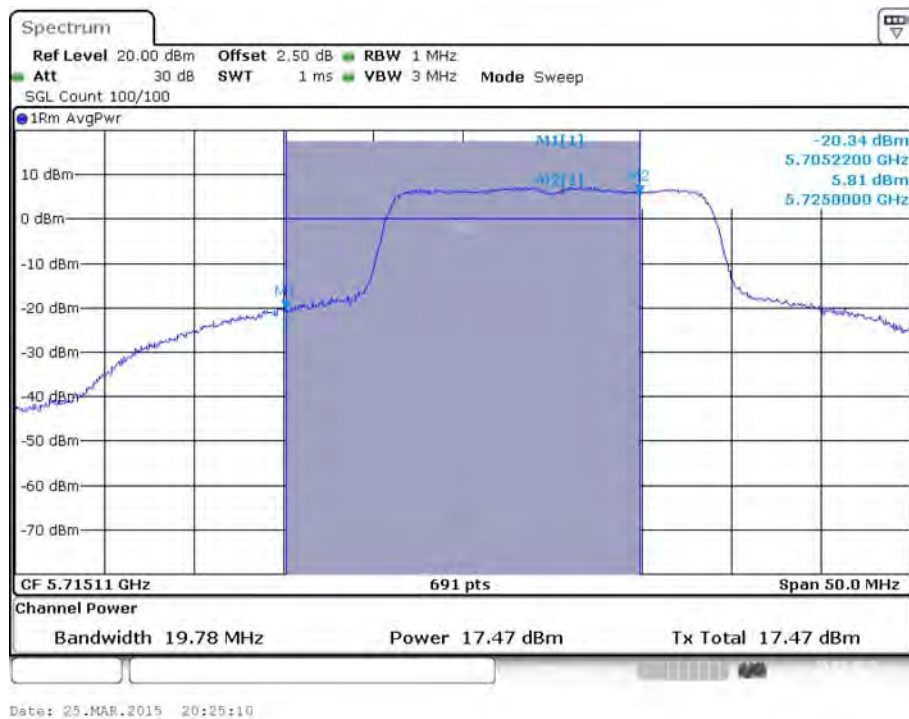
Conducted Output Power Plot on Configuration IEEE 802.11ac MCS0/Nss1 VHT20 / Chain 3 / 5720 MHz (UNII 3)



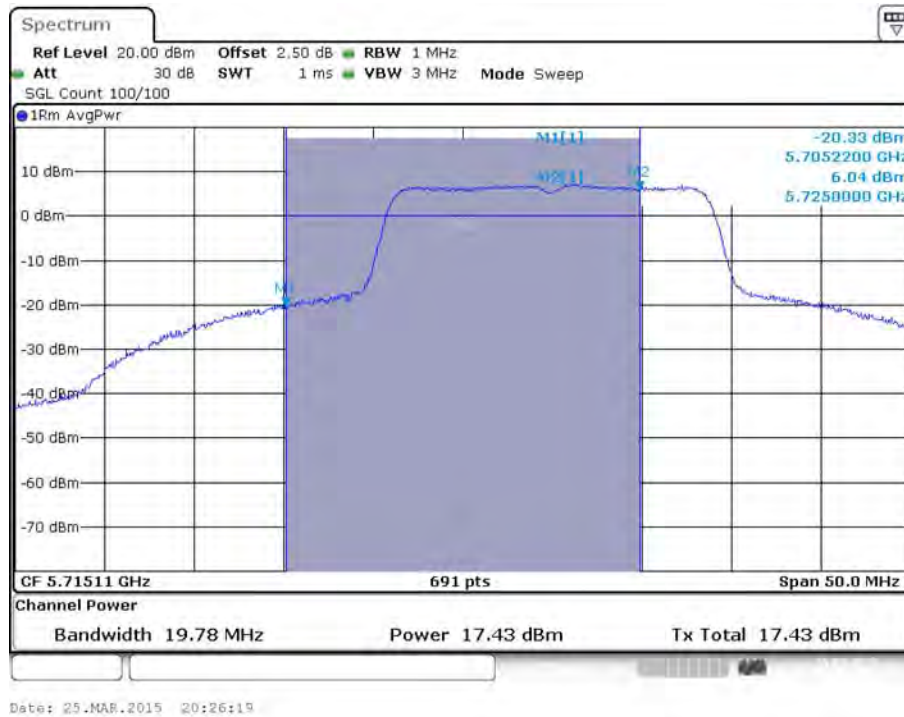
Conducted Output Power Plot on Configuration IEEE 802.11ac MCS0/Nss3 VHT20 / Chain 1 / 5720 MHz (UNII 2C)



Conducted Output Power Plot on Configuration IEEE 802.11ac MCS0/Nss3 VHT20 / Chain 2 / 5720 MHz (UNII 2C)



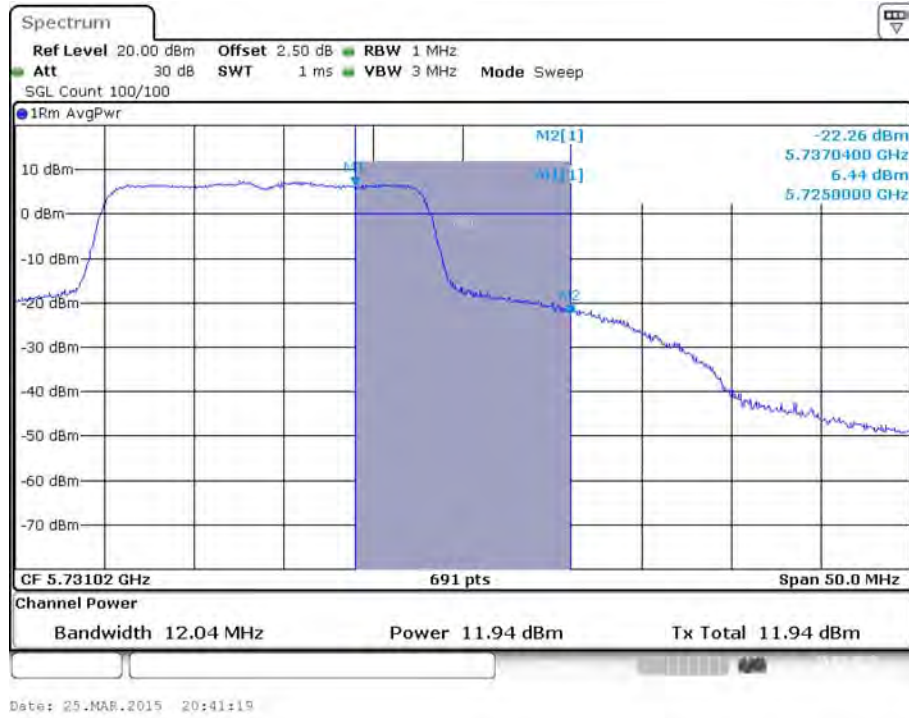
Conducted Output Power Plot on Configuration IEEE 802.11ac MCS0/Nss3 VHT20 / Chain 3 / 5720 MHz (UNII 2C)



Conducted Output Power Plot on Configuration IEEE 802.11ac MCS0/Nss3 VHT20 / Chain 1 / 5720 MHz (UNII 3)



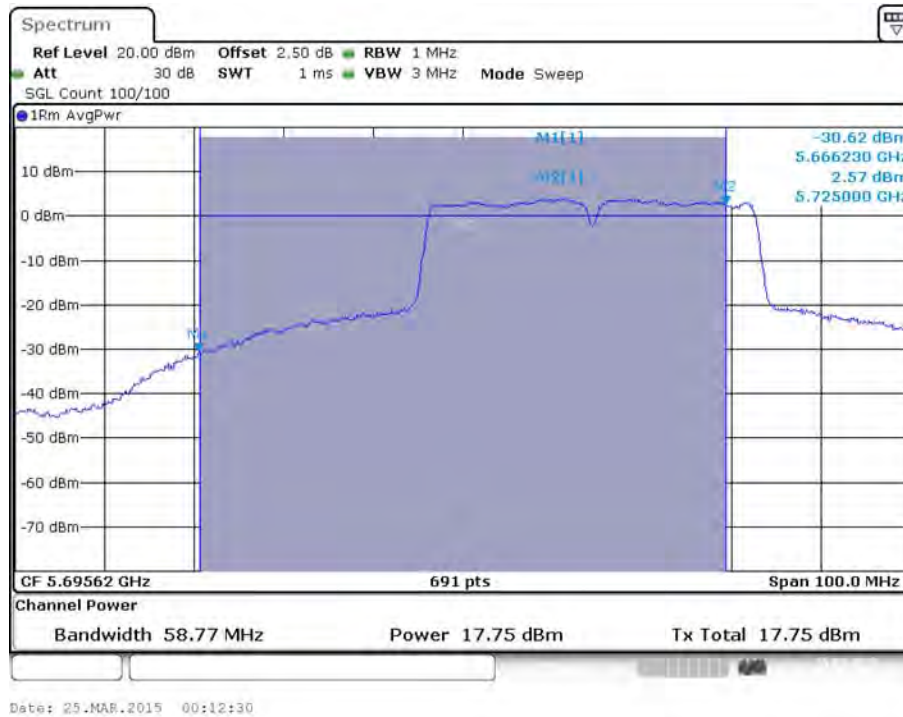
Conducted Output Power Plot on Configuration IEEE 802.11ac MCS0/Nss3 VHT20 / Chain 2 / 5720 MHz (UNII 3)



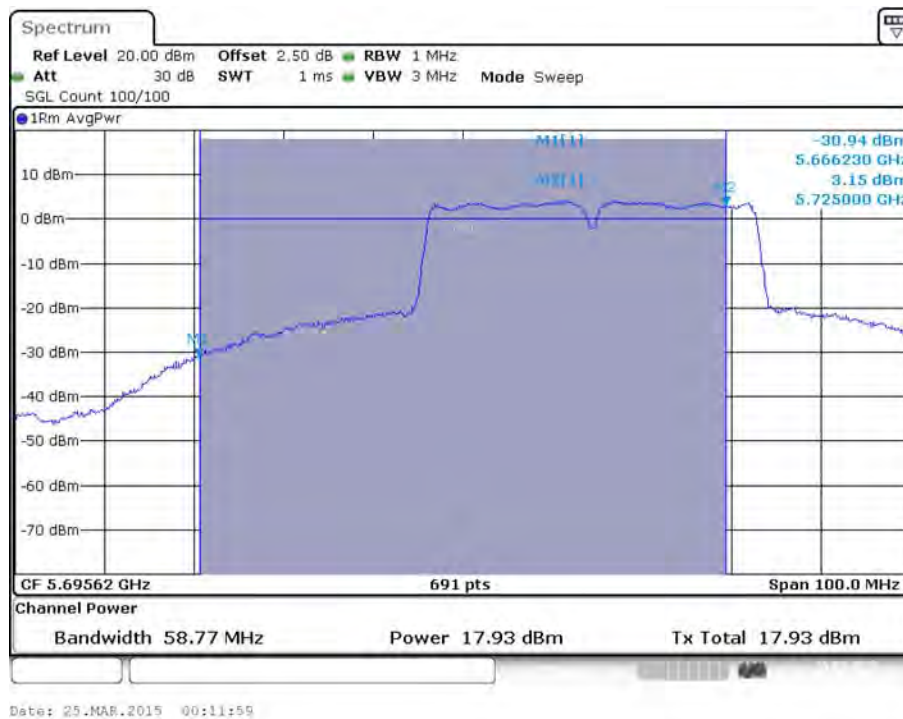
Conducted Output Power Plot on Configuration IEEE 802.11ac MCS0/Nss3 VHT20 / Chain 3 / 5720 MHz (UNII 3)



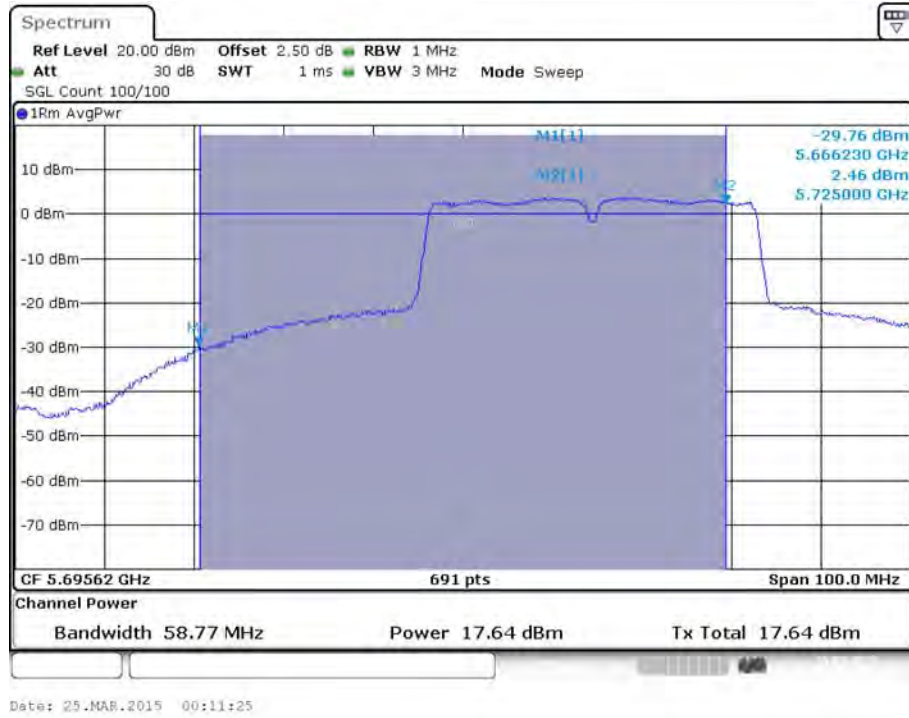
Conducted Output Power Plot on Configuration IEEE 802.11ac MCS0/Nss1 VHT40 / Chain 1 / 5710 MHz (UNII 2C)



Conducted Output Power Plot on Configuration IEEE 802.11ac MCS0/Nss1 VHT40 / Chain 2 / 5710 MHz (UNII 2C)



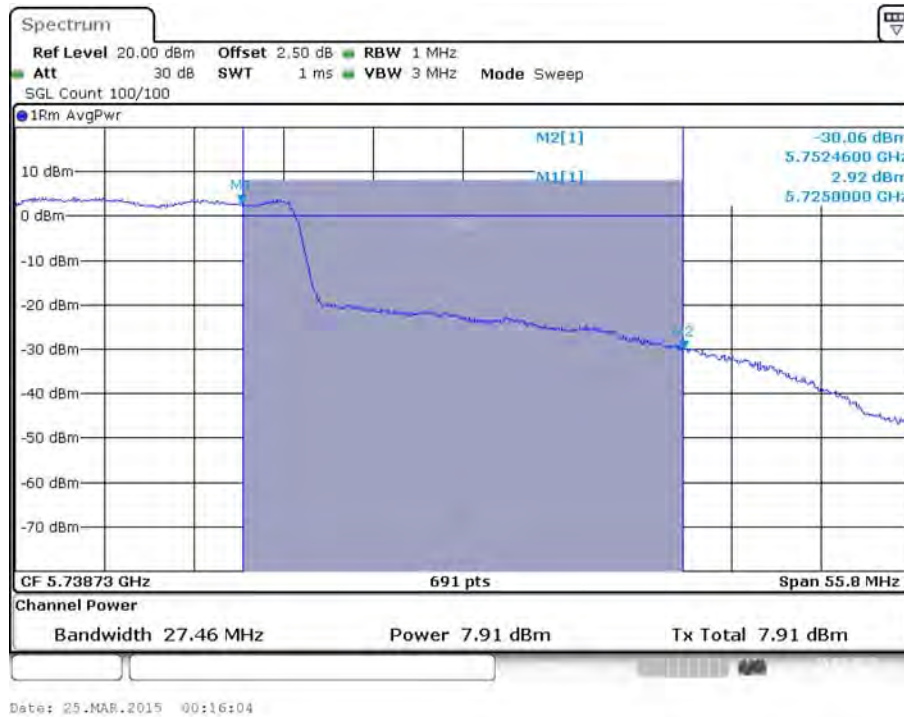
Conducted Output Power Plot on Configuration IEEE 802.11ac MCS0/Nss1 VHT40 / Chain 3 / 5710 MHz (UNII 2C)



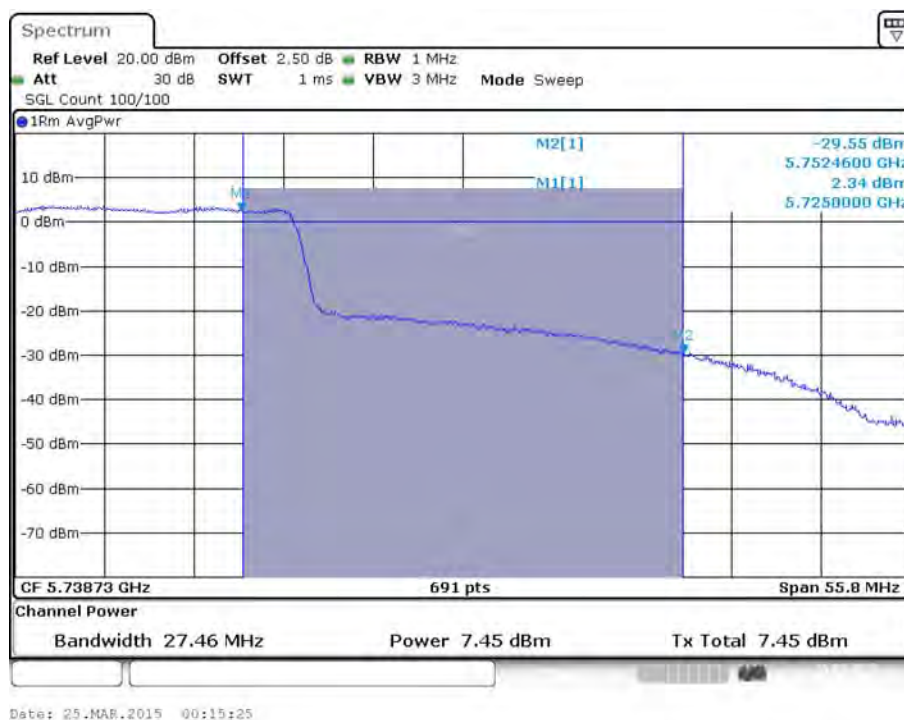
Conducted Output Power Plot on Configuration IEEE 802.11ac MCS0/Nss1 VHT40 / Chain 1 / 5710 MHz (UNII 3)



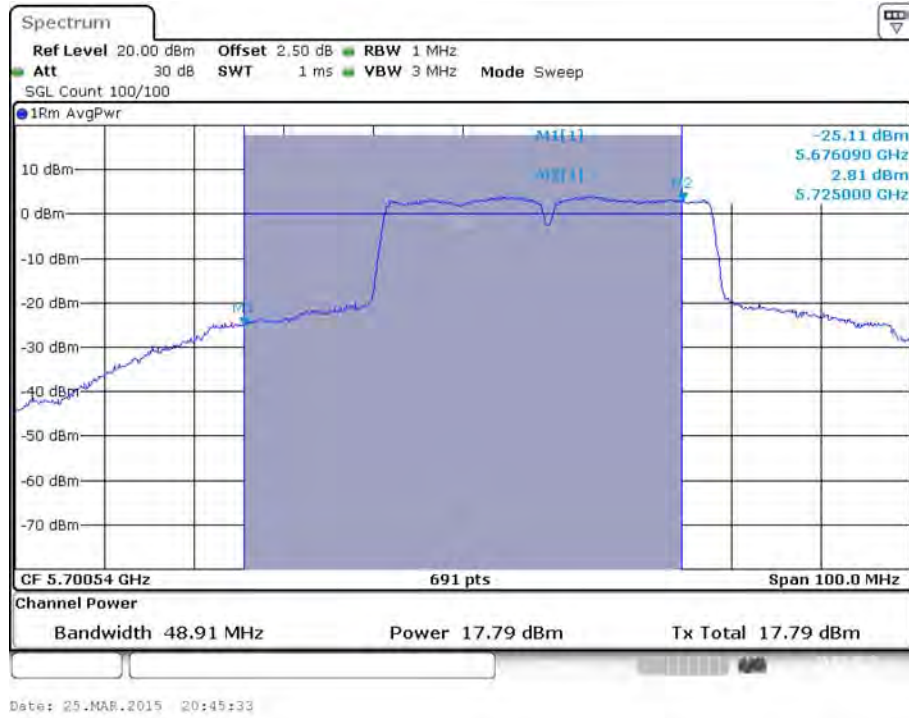
Conducted Output Power Plot on Configuration IEEE 802.11ac MCS0/Nss1 VHT40 / Chain 2 / 5710 MHz (UNII 3)



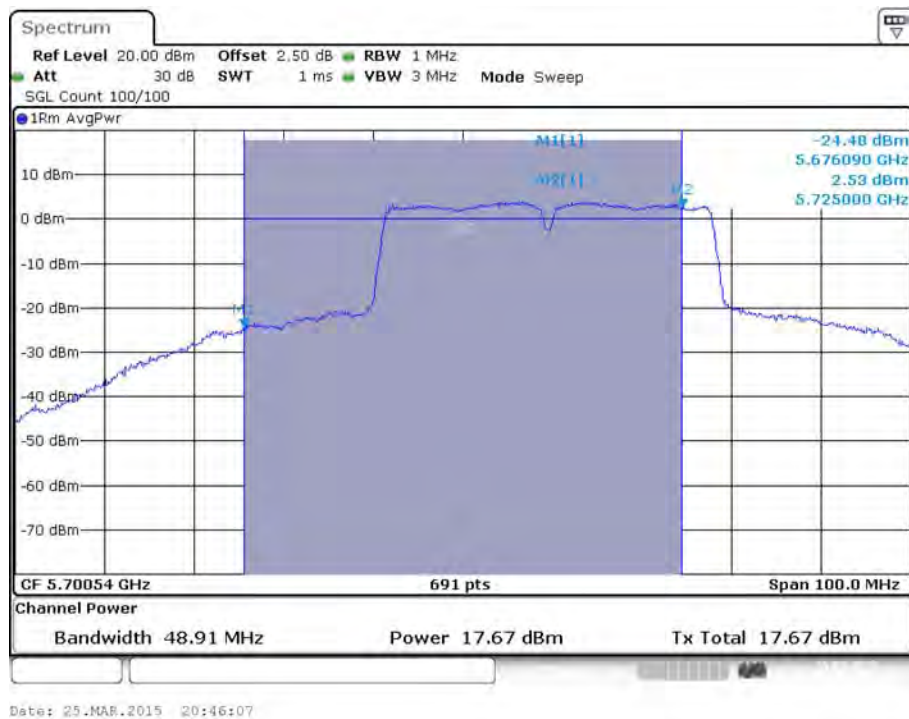
Conducted Output Power Plot on Configuration IEEE 802.11ac MCS0/Nss1 VHT40 / Chain 3 / 5710 MHz (UNII 3)



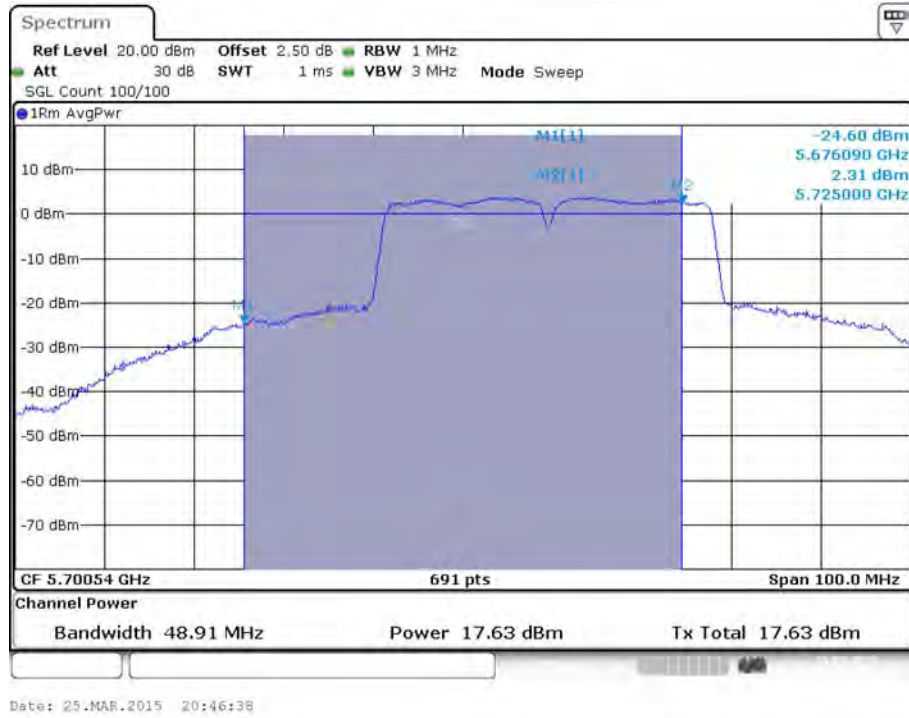
Conducted Output Power Plot on Configuration IEEE 802.11ac MCS0/Nss3 VHT40 / Chain 1 / 5710 MHz (UNII 2C)



Conducted Output Power Plot on Configuration IEEE 802.11ac MCS0/Nss3 VHT40 / Chain 2 / 5710 MHz (UNII 2C)



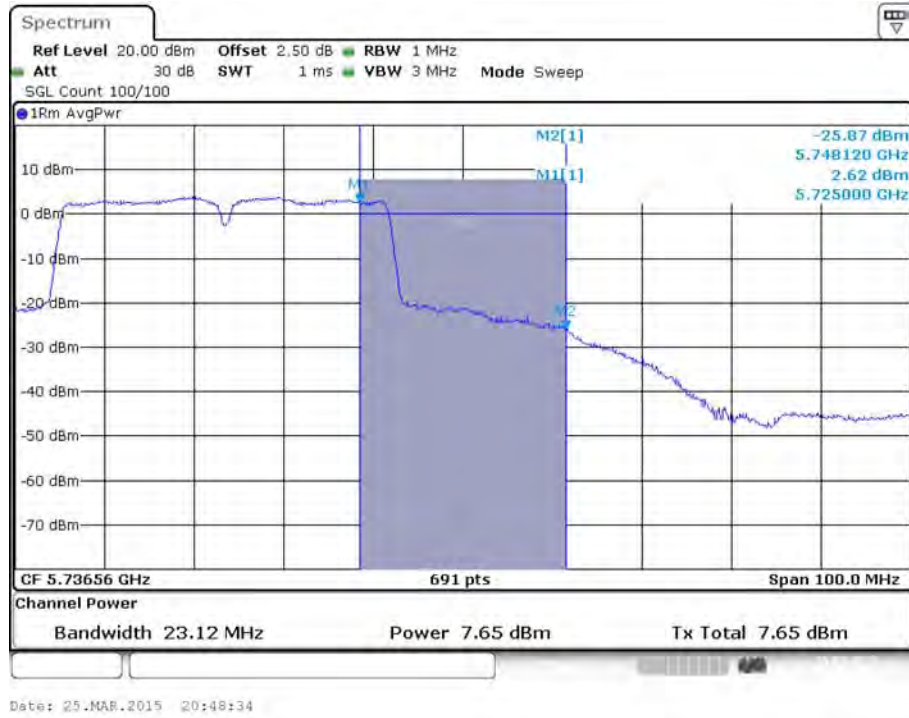
Conducted Output Power Plot on Configuration IEEE 802.11ac MCS0/Nss3 VHT40 / Chain 3 / 5710 MHz (UNII 2C)



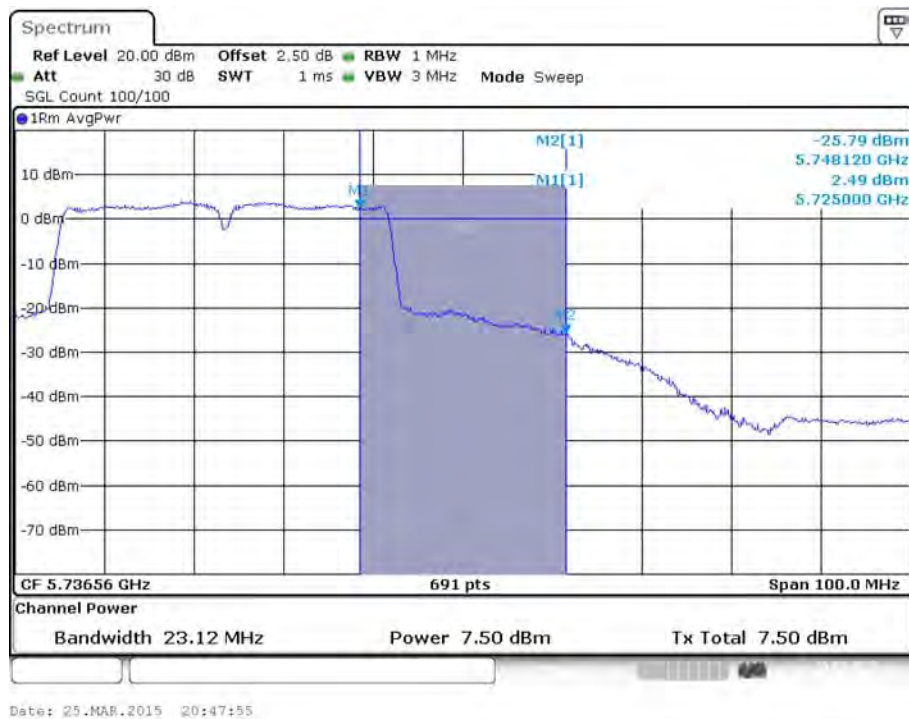
Conducted Output Power Plot on Configuration IEEE 802.11ac MCS0/Nss3 VHT40 / Chain 1 / 5710 MHz (UNII 3)



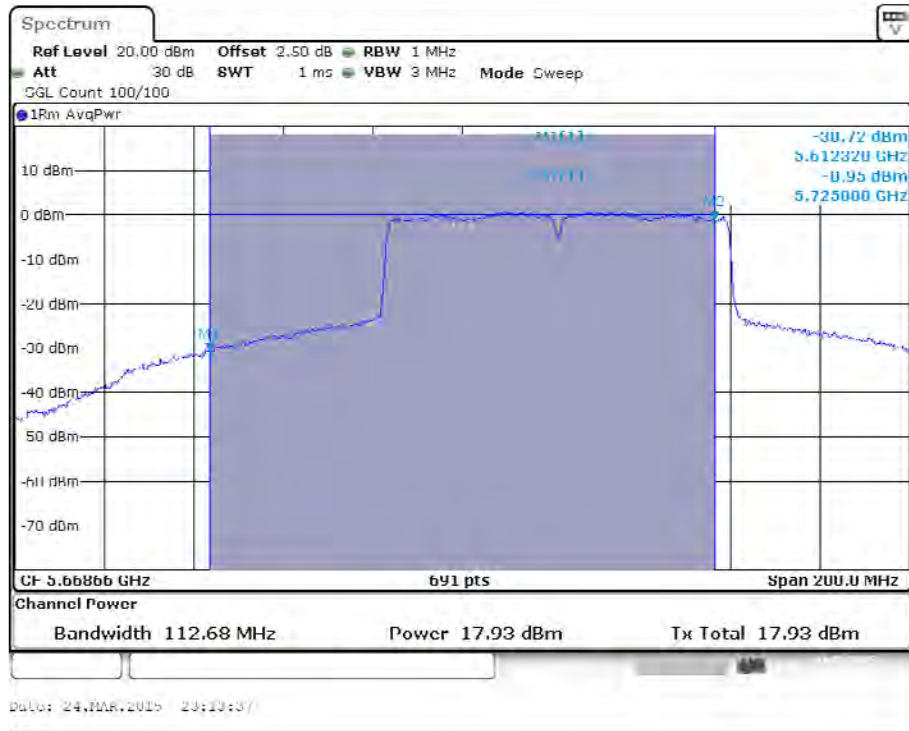
Conducted Output Power Plot on Configuration IEEE 802.11ac MCS0/Nss3 VHT40 / Chain 2 / 5710 MHz (UNII 3)



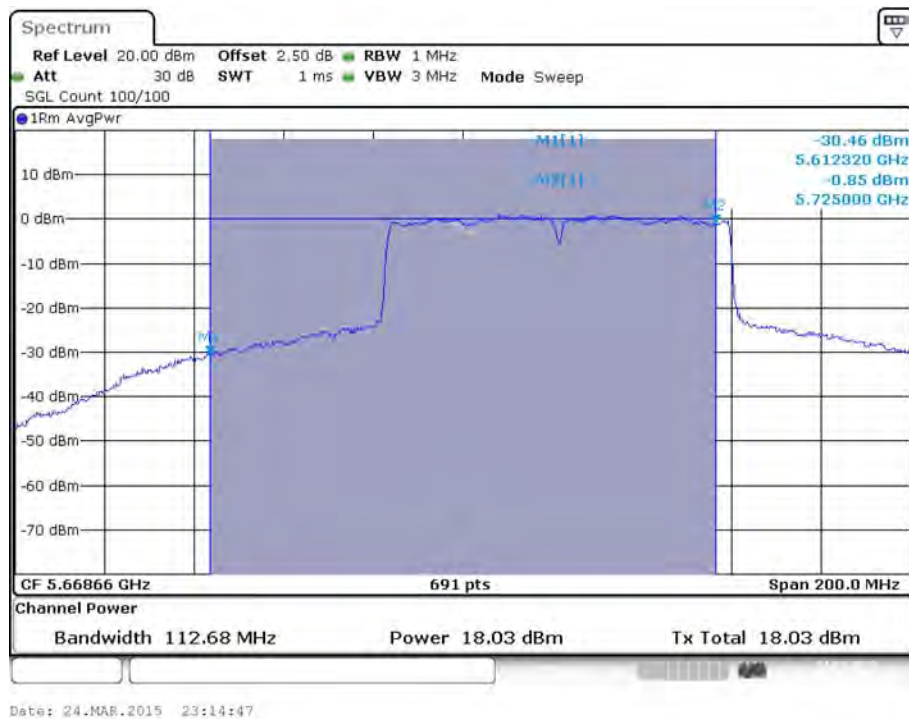
Conducted Output Power Plot on Configuration IEEE 802.11ac MCS0/Nss3 VHT40 / Chain 3 / 5710 MHz (UNII 3)



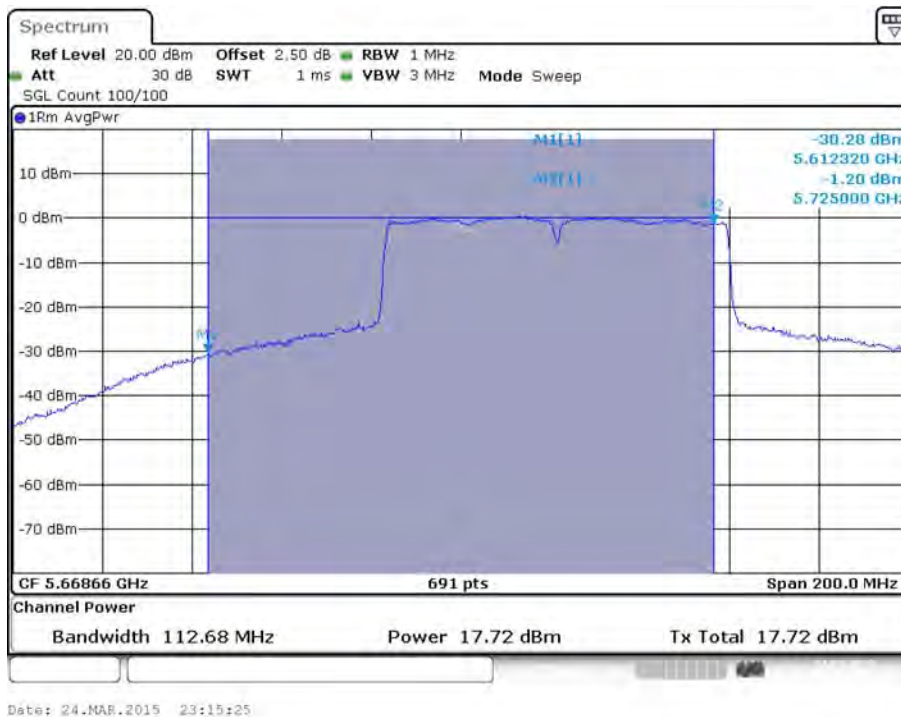
Conducted Output Power Plot on Configuration IEEE 802.11ac MCS0/Nss1 VHT80 / Chain 1 / 5690 MHz (UNII 2C)



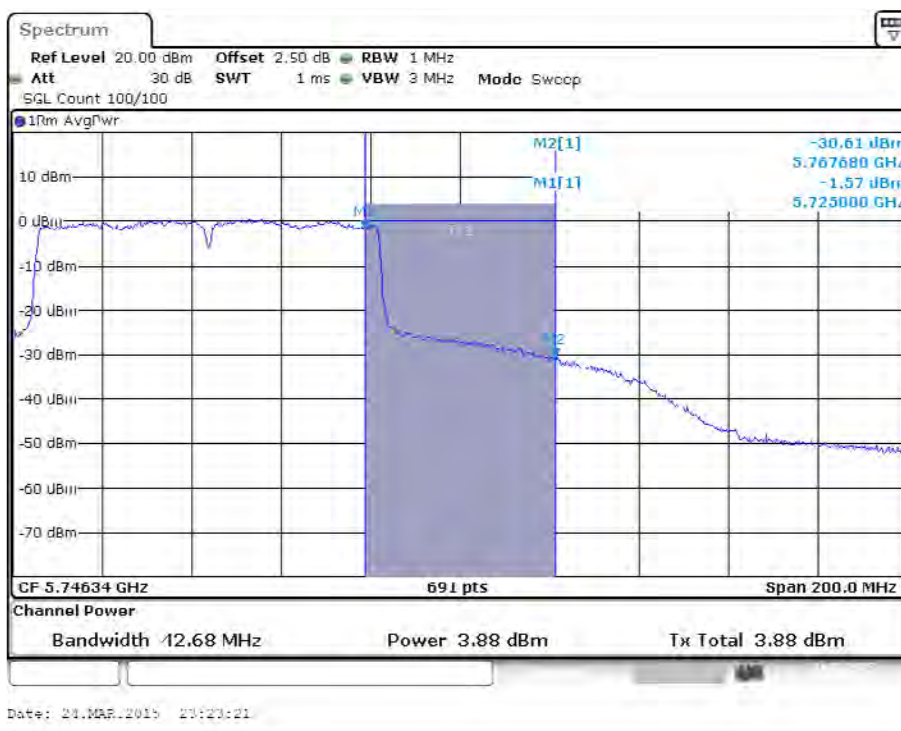
Conducted Output Power Plot on Configuration IEEE 802.11ac MCS0/Nss1 VHT80 / Chain 2 / 5690 MHz (UNII 2C)



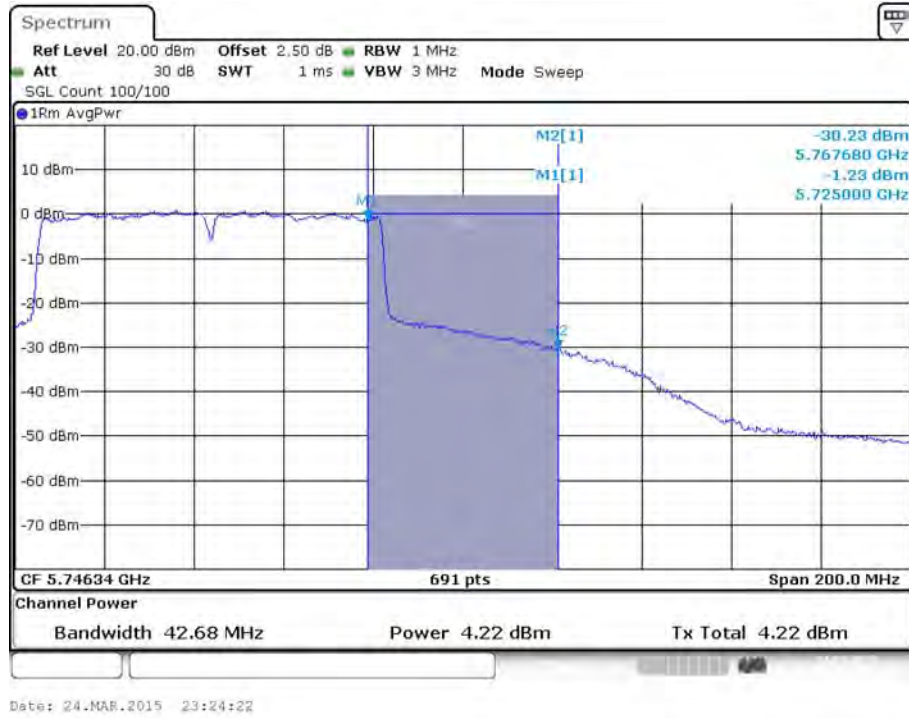
Conducted Output Power Plot on Configuration IEEE 802.11ac MCS0/Nss1 VHT80 / Chain 3 / 5690 MHz (UNII 2C)



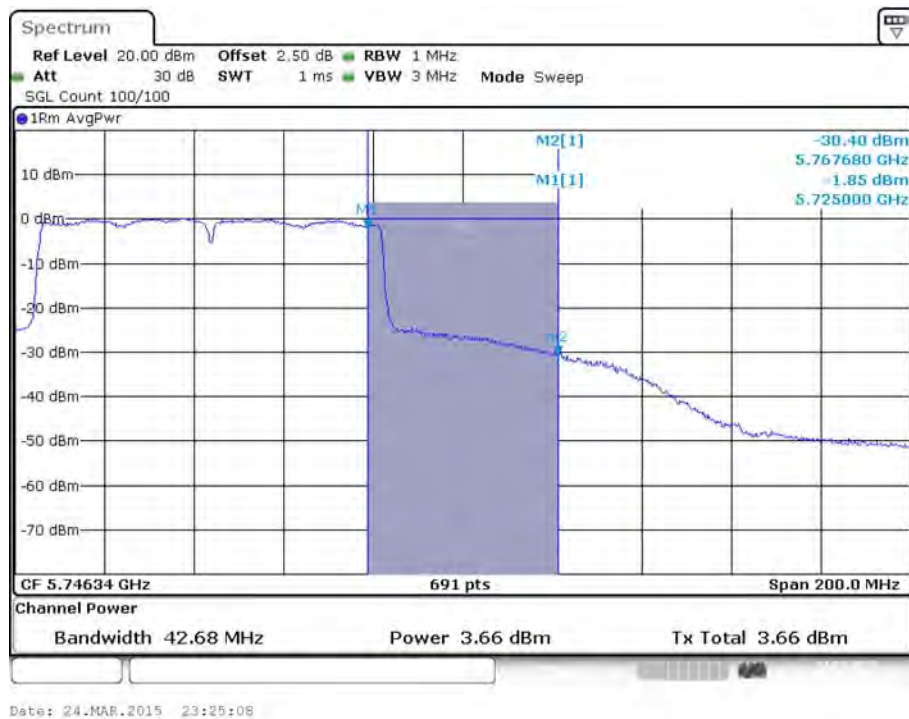
Conducted Output Power Plot on Configuration IEEE 802.11ac MCS0/Nss1 VHT80 / Chain 1 / 5690 MHz (UNII 3)



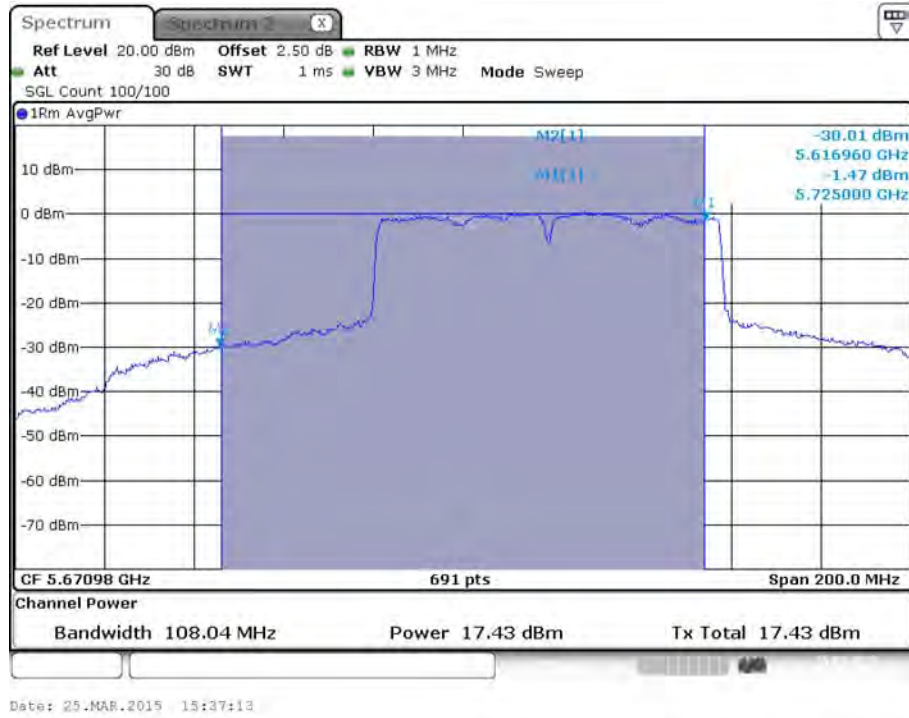
Conducted Output Power Plot on Configuration IEEE 802.11ac MCS0/Nss1 VHT80 / Chain 2 / 5690 MHz (UNII 3)



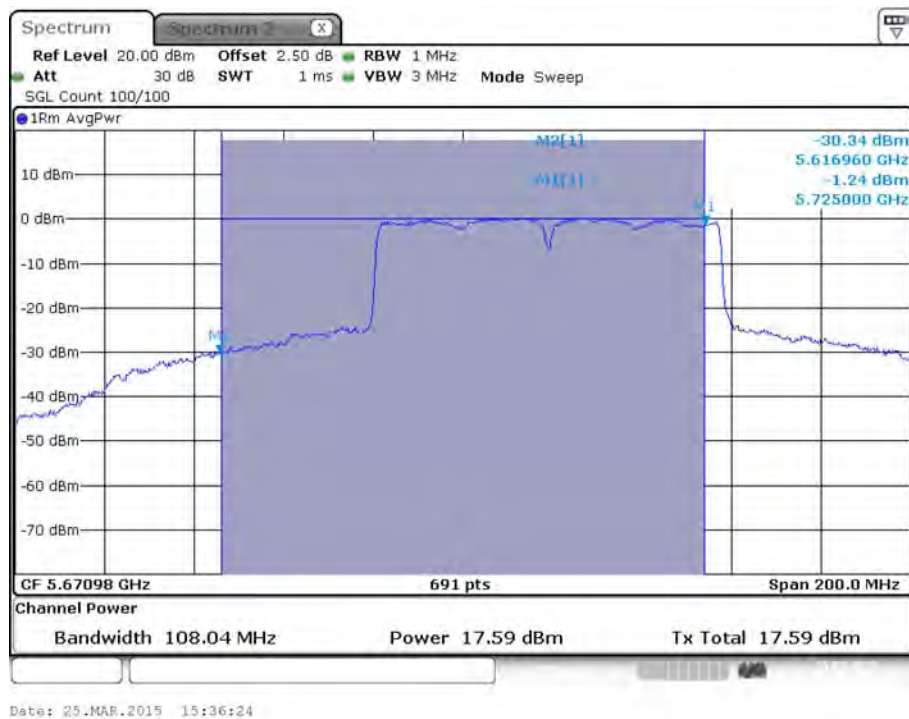
Conducted Output Power Plot on Configuration IEEE 802.11ac MCS0/Nss1 VHT80 / Chain 3 / 5690 MHz (UNII 3)



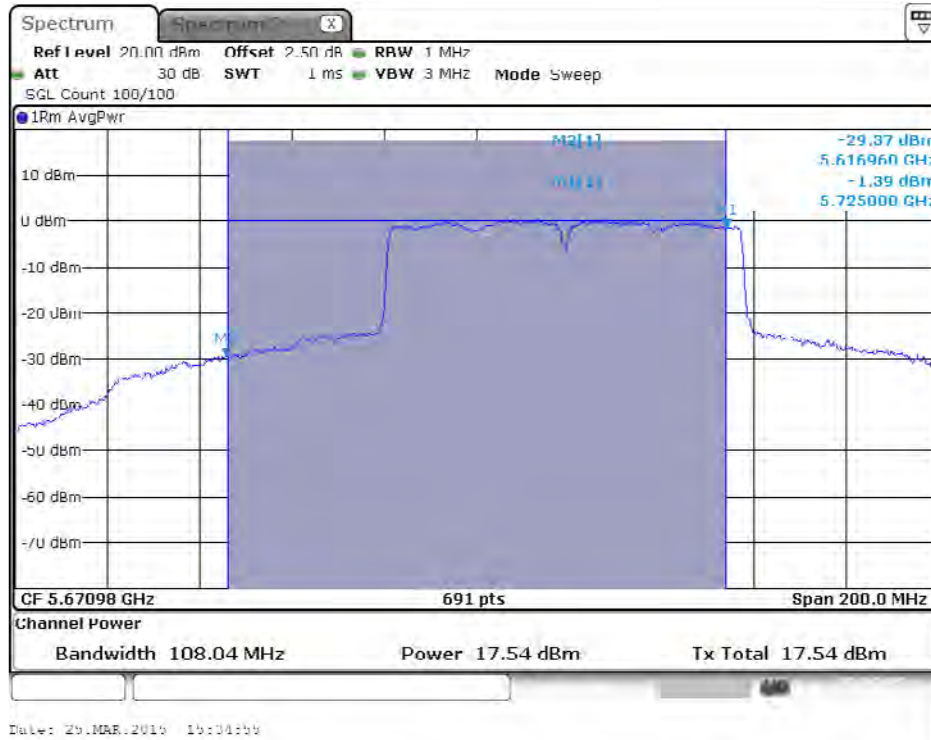
Conducted Output Power Plot on Configuration IEEE 802.11ac MCS0/Nss3 VHT80 / Chain 1 / 5690 MHz (UNII 2C)



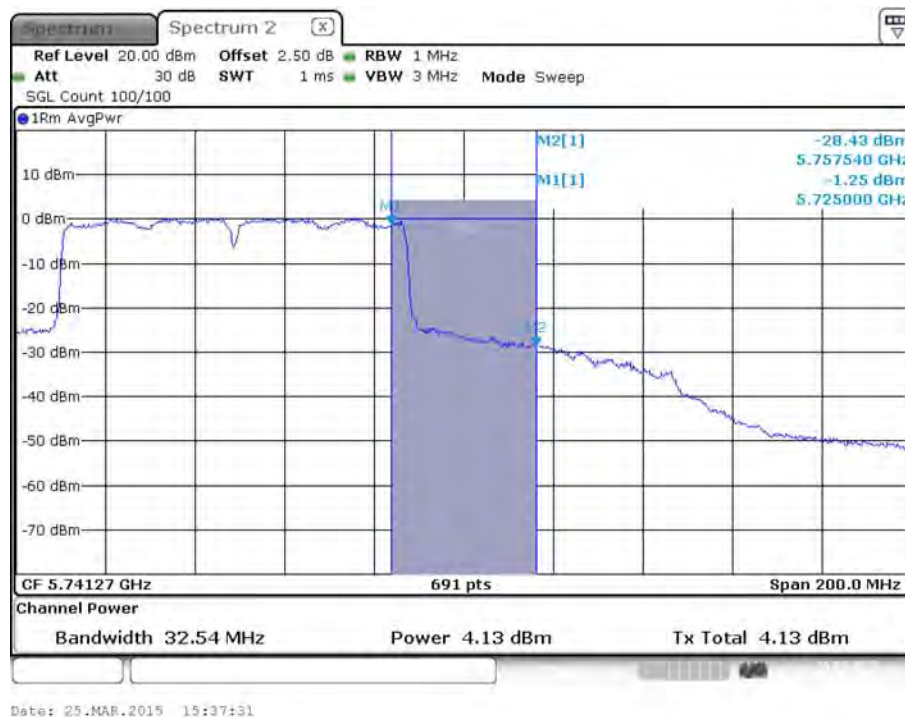
Conducted Output Power Plot on Configuration IEEE 802.11ac MCS0/Nss3 VHT80 / Chain 2 / 5690 MHz (UNII 2C)



Conducted Output Power Plot on Configuration IEEE 802.11ac MCS0/Nss3 VHT80 / Chain 3 / 5690 MHz (UNII 2C)



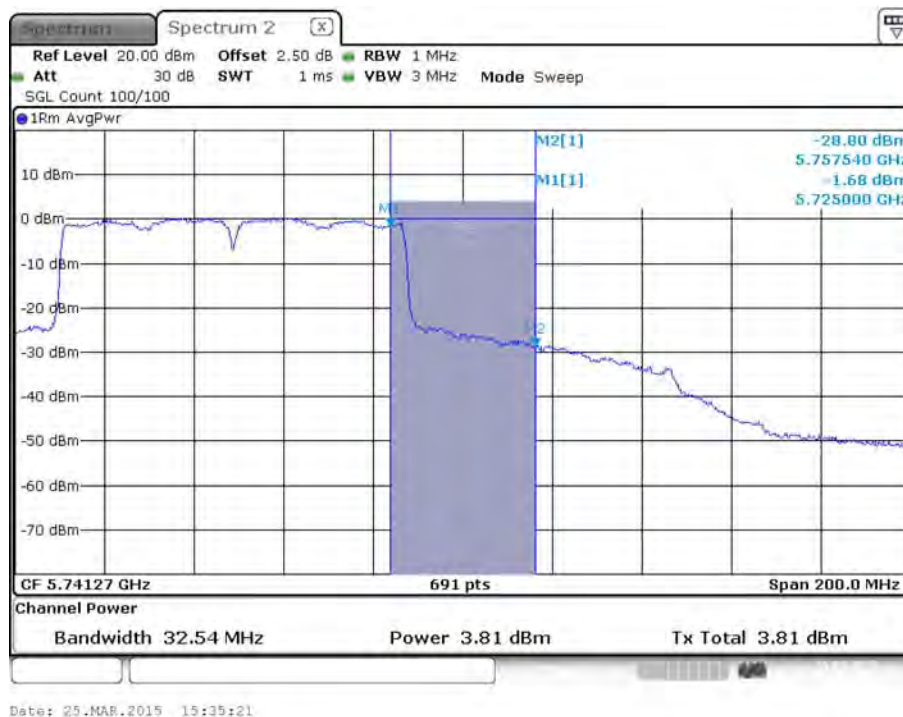
Conducted Output Power Plot on Configuration IEEE 802.11ac MCS0/Nss3 VHT80 / Chain 1 / 5690 MHz (UNII 3)



Conducted Output Power Plot on Configuration IEEE 802.11ac MCS0/Nss3 VHT80 / Chain 2 / 55690 MHz (UNII 3)

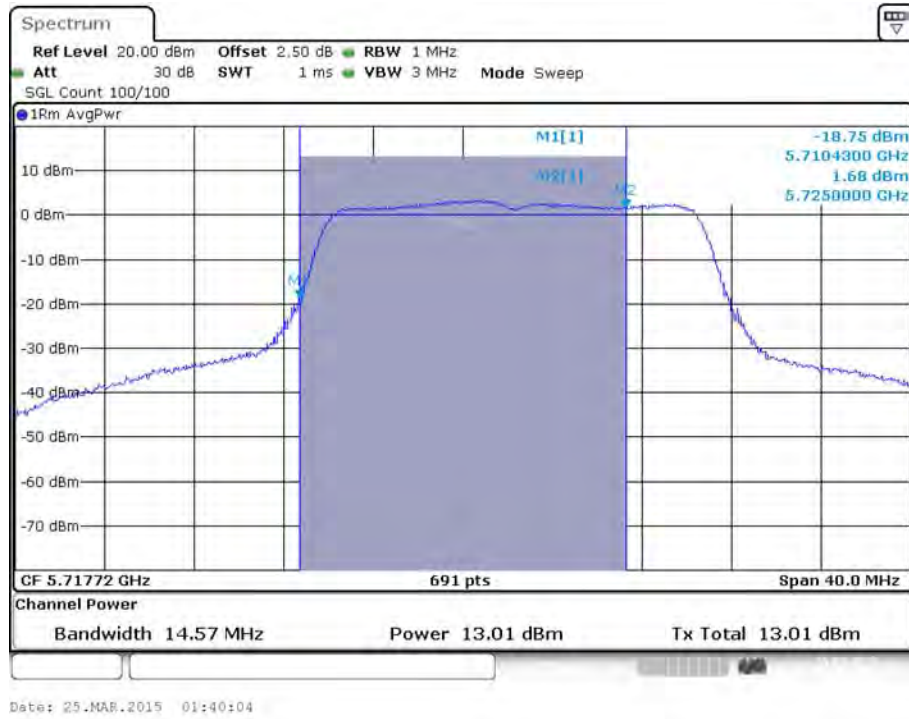


Conducted Output Power Plot on Configuration IEEE 802.11ac MCS0/Nss3 VHT80 / Chain 3 / 5690 MHz (UNII 3)

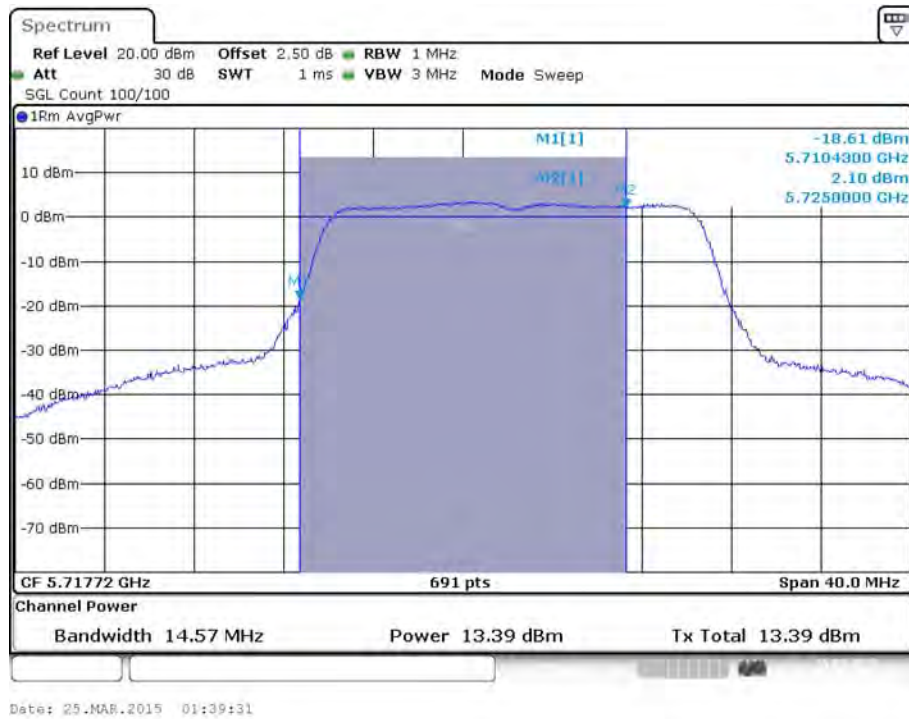


Mode 2 (Ant. 3 Omnidirectional antenna / 6.7dBi)

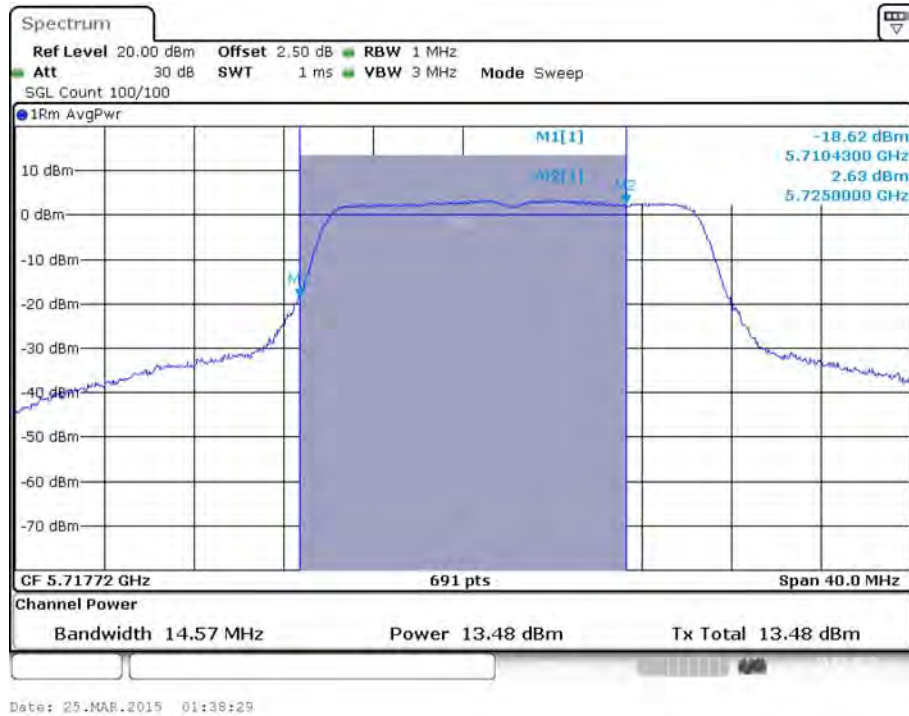
Conducted Output Power Plot on Configuration IEEE 802.11a / Chain 1 / 5720 MHz (UNII 2C)



Conducted Output Power Plot on Configuration IEEE 802.11a / Chain 2 / 5720 MHz (UNII 2C)



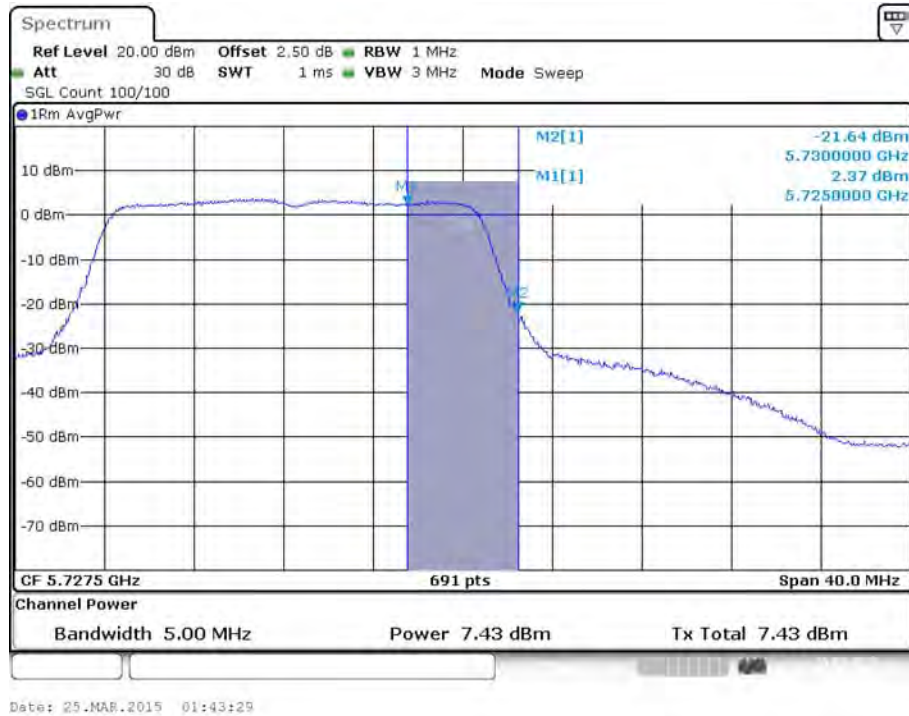
Conducted Output Power Plot on Configuration IEEE 802.11a / Chain 3 / 5720 MHz (UNII 2C)



Conducted Output Power Plot on Configuration IEEE 802.11a / Chain 1 / 5720 MHz (UNII 3)



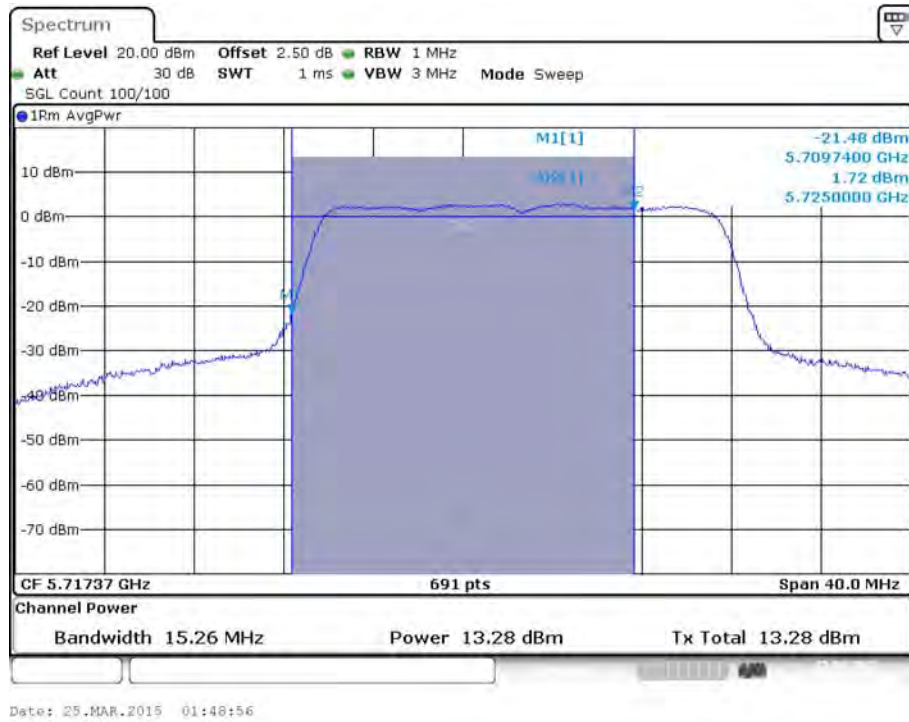
Conducted Output Power Plot on Configuration IEEE 802. 11a / Chain 2 / 5720 MHz (UNII 3)



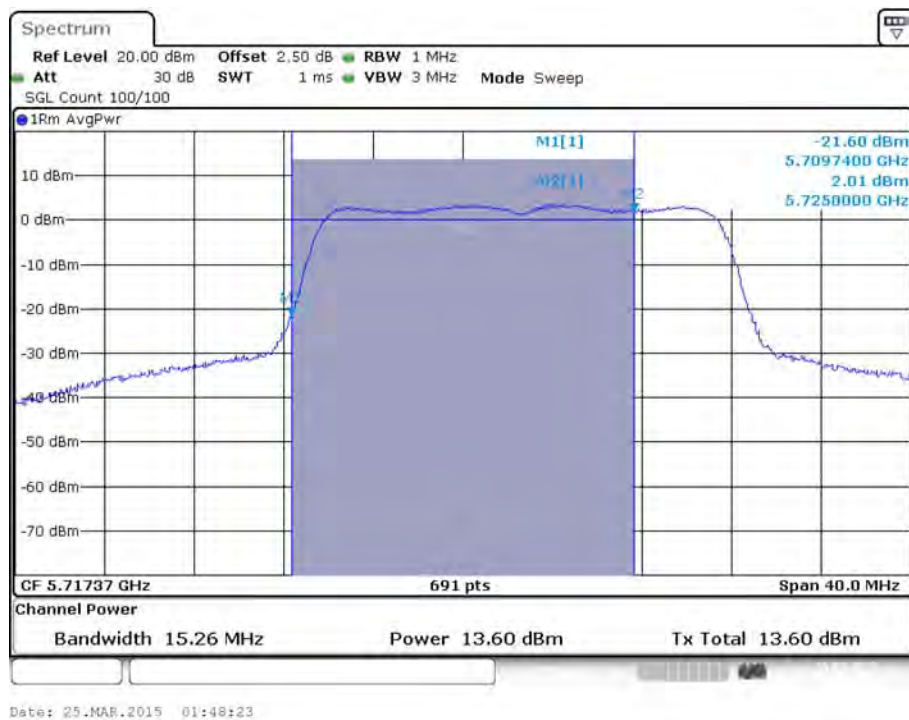
Conducted Output Power Plot on Configuration IEEE 802. 11a / Chain 3 / 5720 MHz (UNII 3)



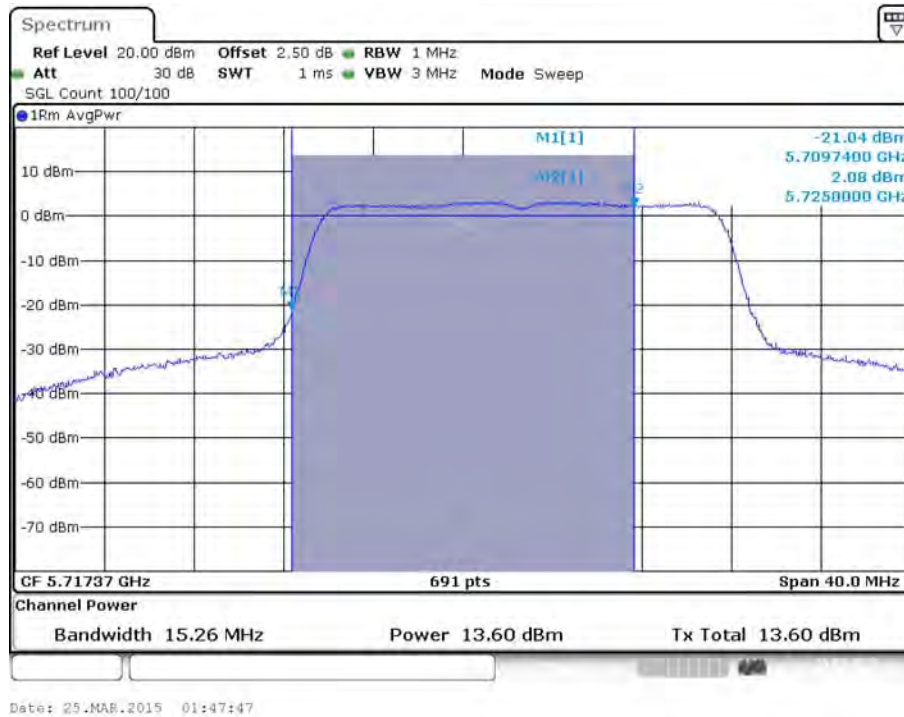
Conducted Output Power Plot on Configuration IEEE 802.11ac MCS0/Nss1 VHT20 / Chain 1 / 5720 MHz (UNII 2C)



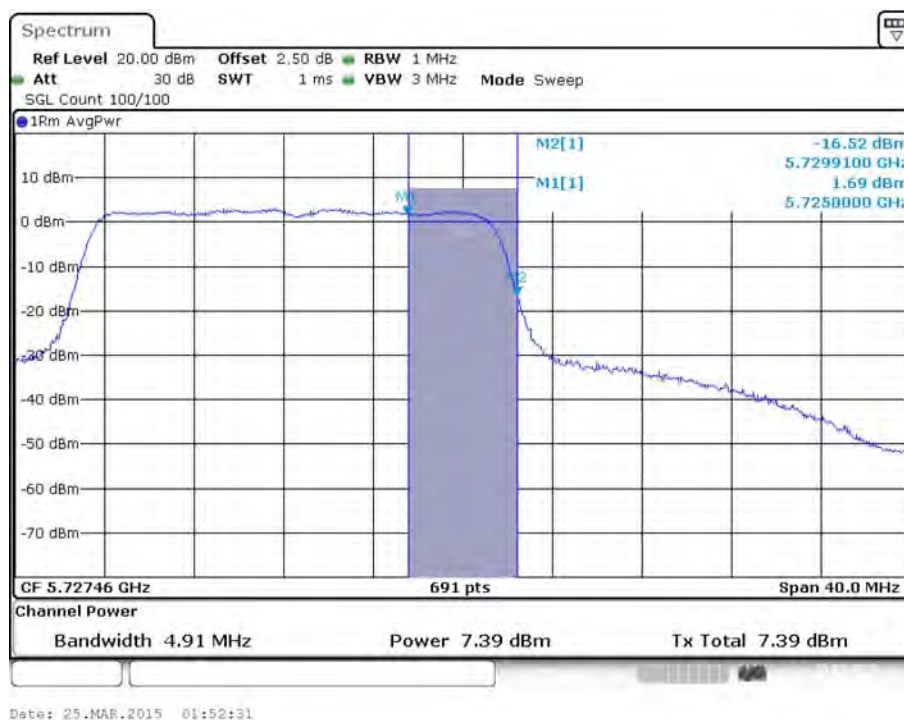
Conducted Output Power Plot on Configuration IEEE 802.11ac MCS0/Nss1 VHT20 / Chain 2 / 5720 MHz (UNII 2C)



Conducted Output Power Plot on Configuration IEEE 802.11ac MCS0/Nss1 VHT20 / Chain 3 / 5720 MHz (UNII 2C)



Conducted Output Power Plot on Configuration IEEE 802.11ac MCS0/Nss1 VHT20 / Chain 1 / 5720 MHz (UNII 3)



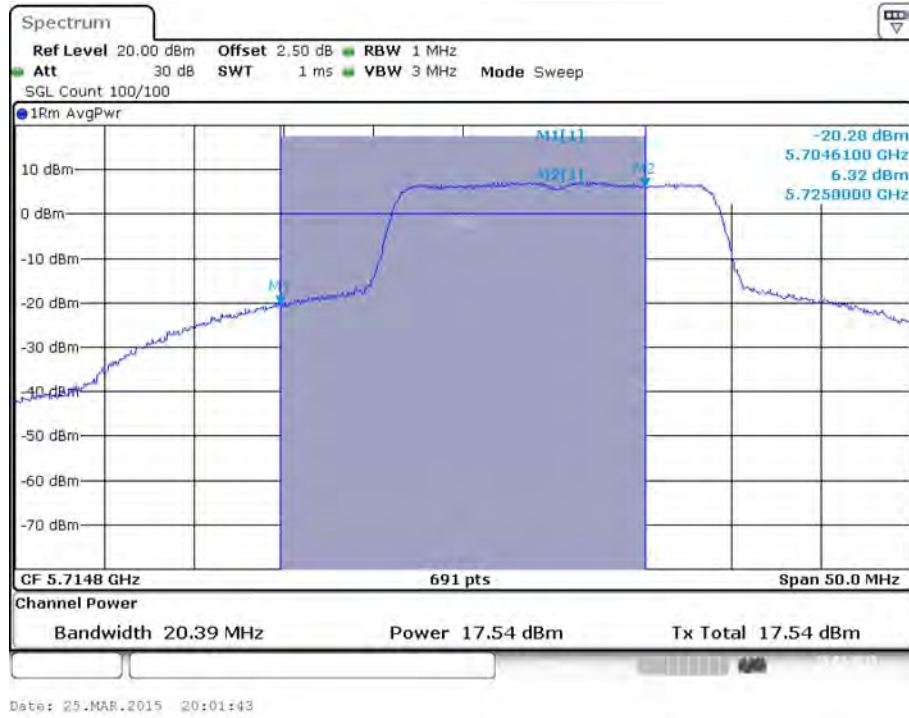
Conducted Output Power Plot on Configuration IEEE 802.11ac MCS0/Nss1 VHT20 / Chain 2 / 5720 MHz (UNII 3)



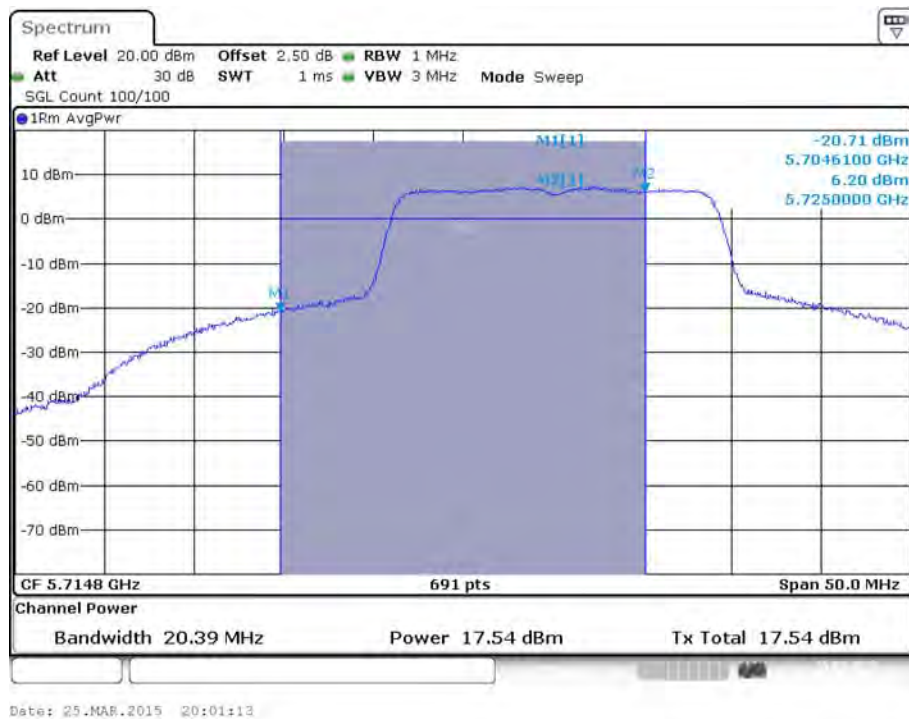
Conducted Output Power Plot on Configuration IEEE 802.11ac MCS0/Nss1 VHT20 / Chain 3 / 5720 MHz (UNII 3)



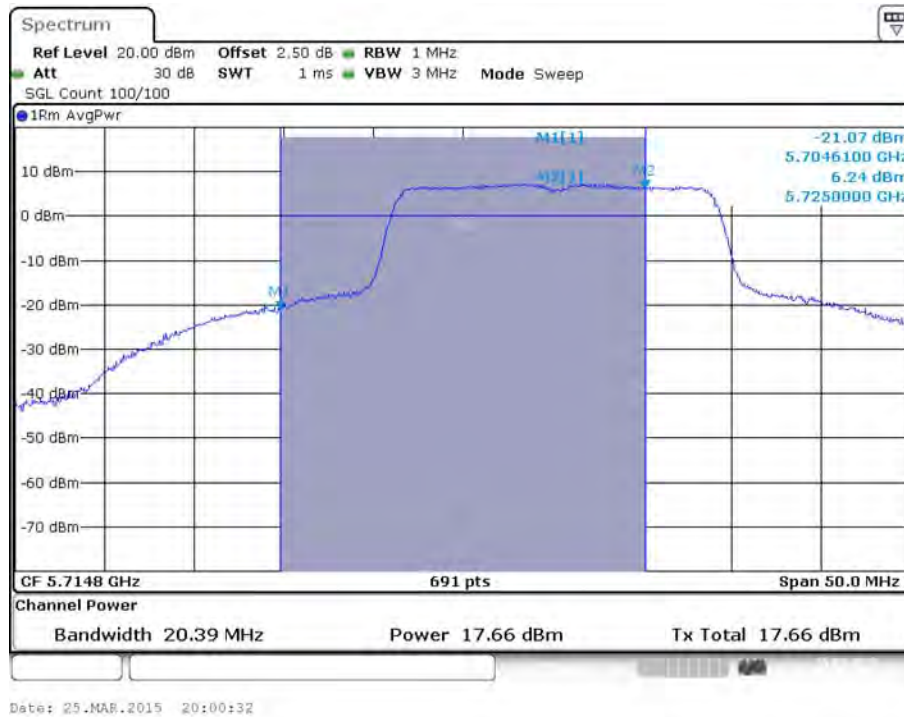
Conducted Output Power Plot on Configuration IEEE 802.11ac MCS0/Nss3 VHT20 / Chain 1 / 5720 MHz (UNII 2C)



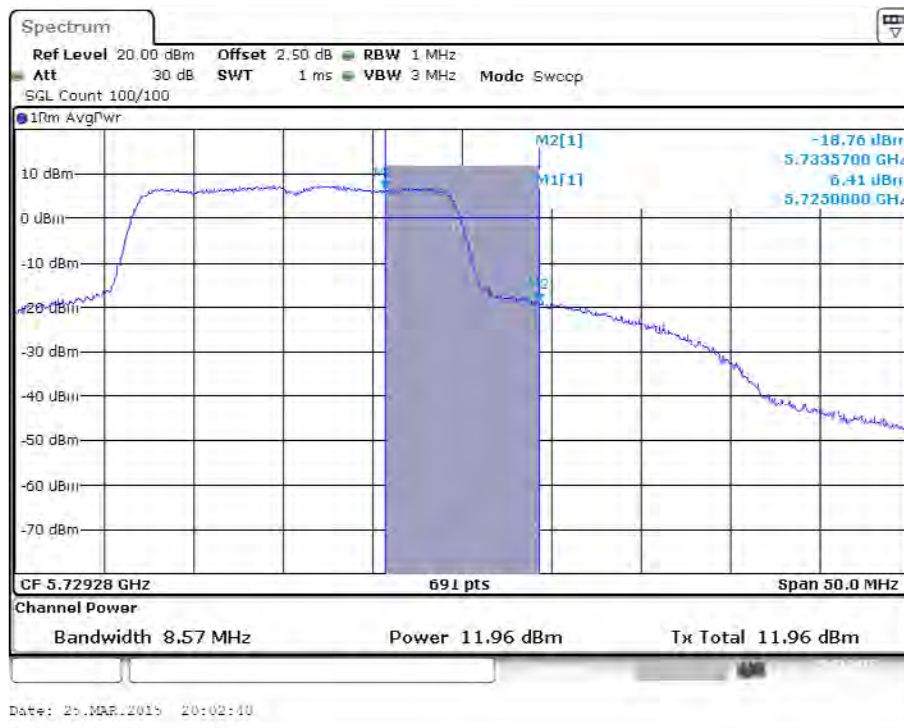
Conducted Output Power Plot on Configuration IEEE 802.11ac MCS0/Nss3 VHT20 / Chain 2 / 5720 MHz (UNII 2C)



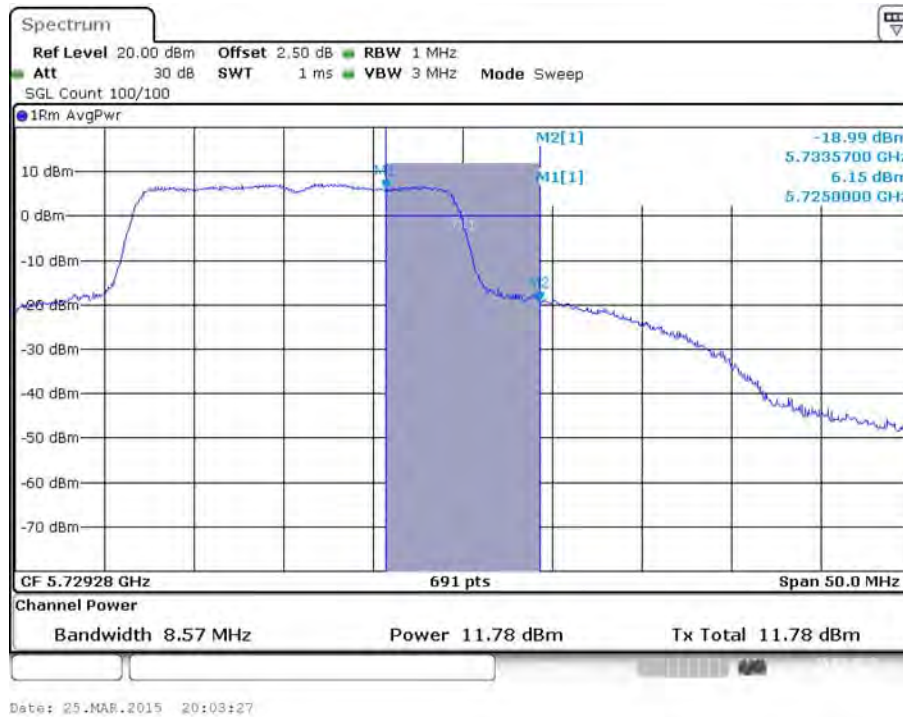
Conducted Output Power Plot on Configuration IEEE 802.11ac MCS0/Nss3 VHT20 / Chain 3 / 5720 MHz (UNII 2C)



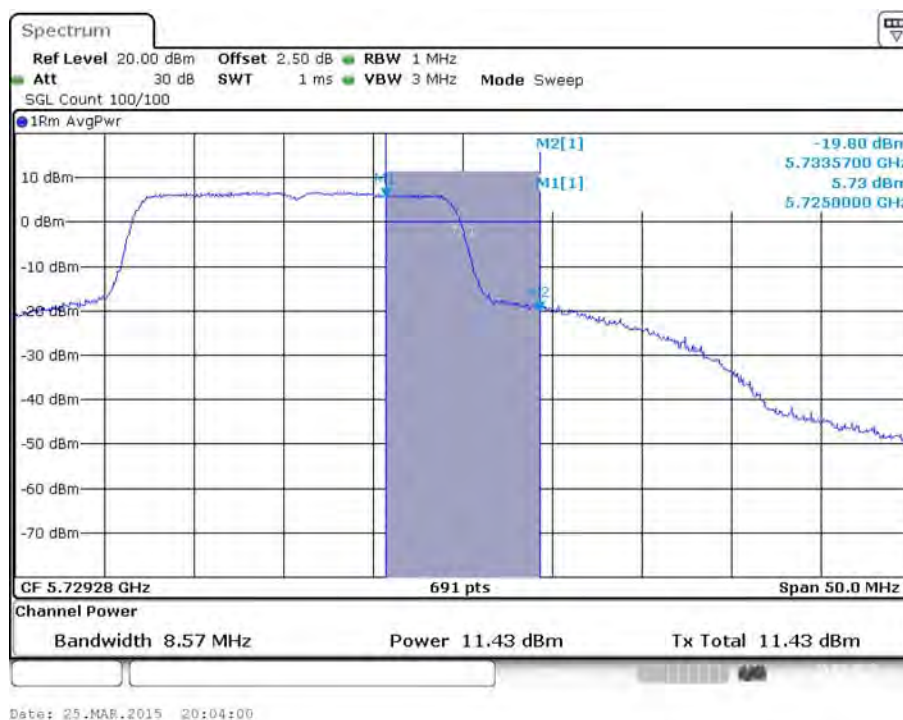
Conducted Output Power Plot on Configuration IEEE 802.11ac MCS0/Nss3 VHT20 / Chain 1 / 5720 MHz (UNII 3)



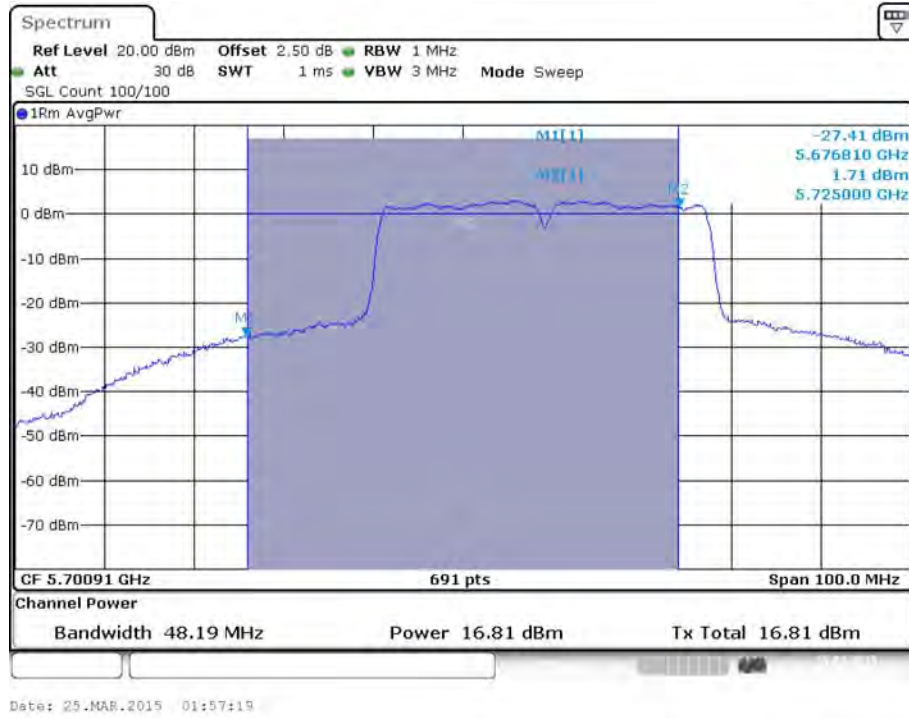
Conducted Output Power Plot on Configuration IEEE 802.11ac MCS0/Nss3 VHT20 / Chain 2 / 5720 MHz (UNII 3)



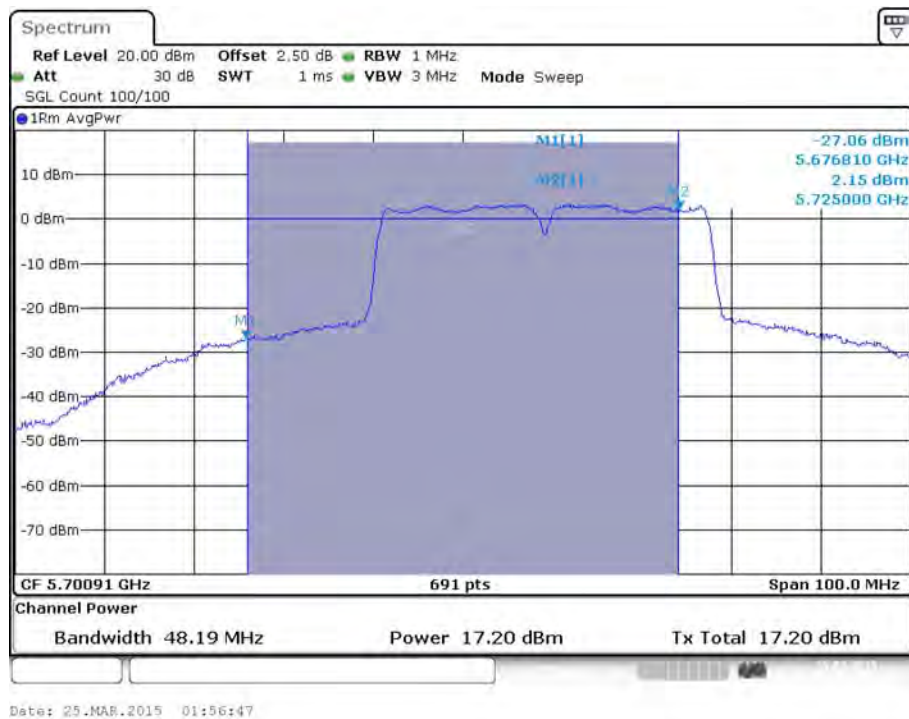
Conducted Output Power Plot on Configuration IEEE 802.11ac MCS0/Nss3 VHT20 / Chain 3 / 5720 MHz (UNII 3)



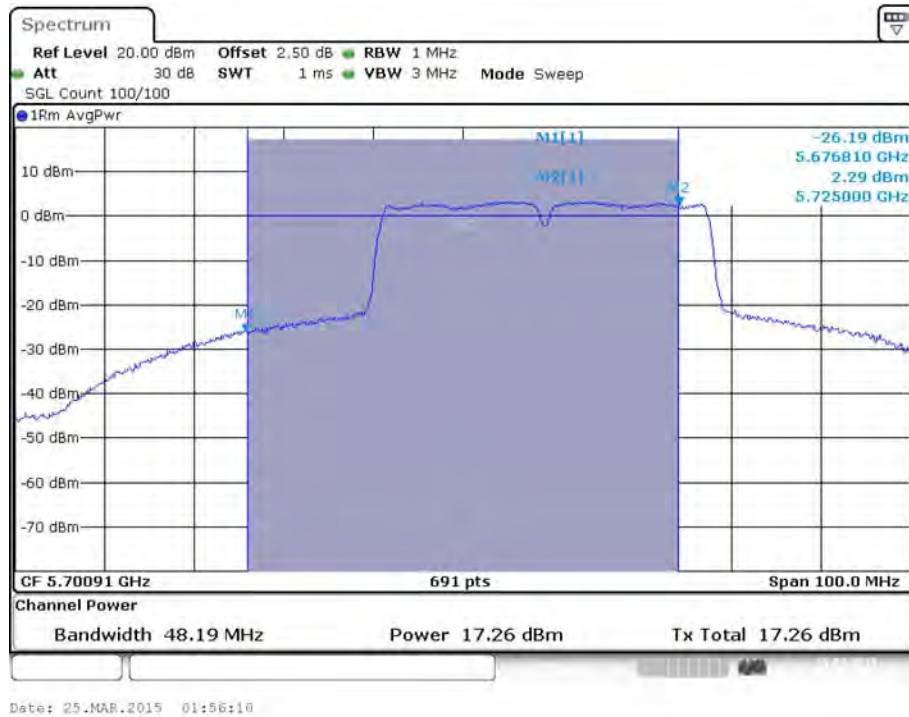
Conducted Output Power Plot on Configuration IEEE 802.11ac MCS0/Nss1 VHT40 / Chain 1 / 5710 MHz (UNII 2C)



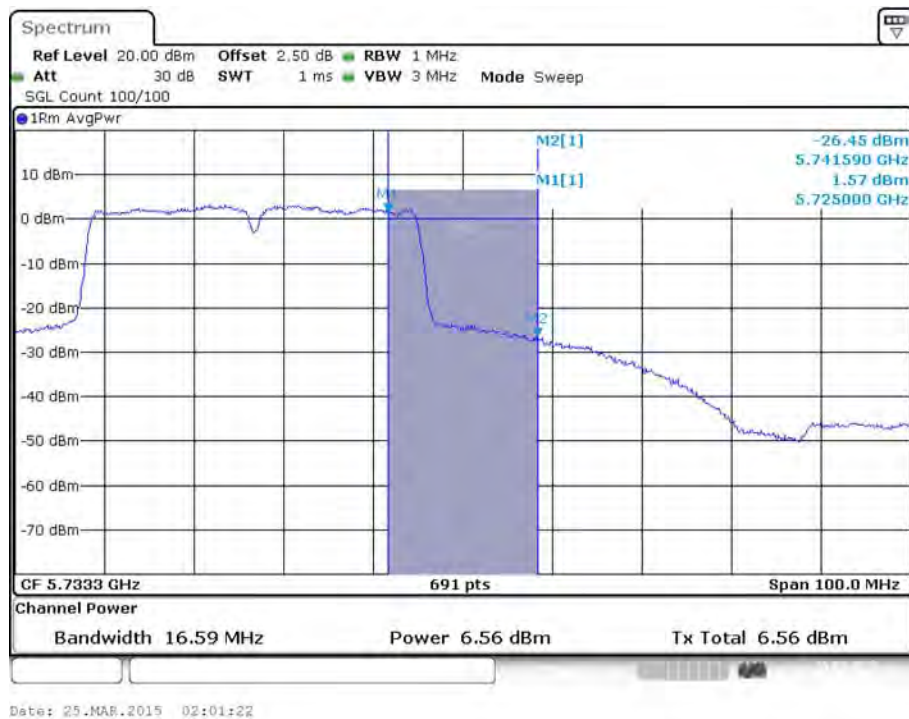
Conducted Output Power Plot on Configuration IEEE 802.11ac MCS0/Nss1 VHT40 / Chain 2 / 5710 MHz (UNII 2C)



Conducted Output Power Plot on Configuration IEEE 802.11ac MCS0/Nss1 VHT40 / Chain 3 / 5710 MHz (UNII 2C)



Conducted Output Power Plot on Configuration IEEE 802.11ac MCS0/Nss1 VHT40 / Chain 1 / 5710 MHz (UNII 3)



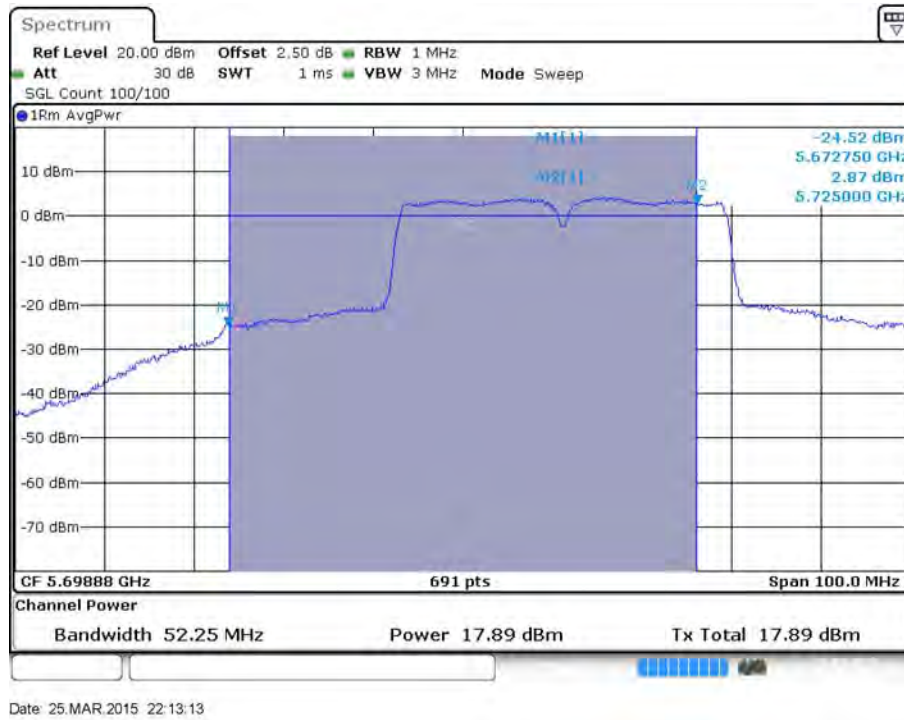
Conducted Output Power Plot on Configuration IEEE 802.11ac MCS0/Nss1 VHT40 / Chain 2 / 5710 MHz (UNII 3)



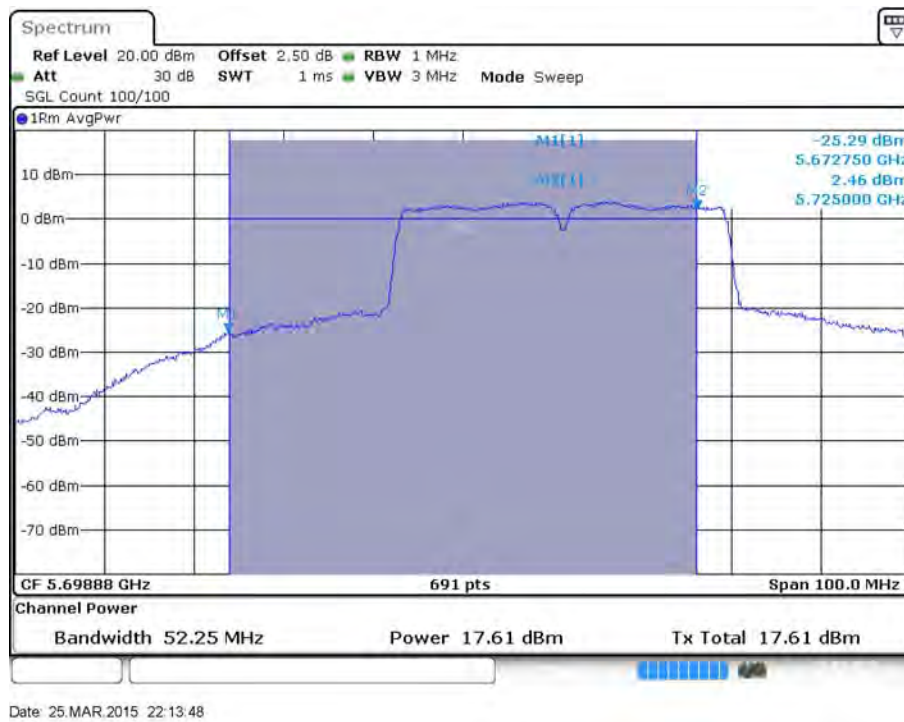
Conducted Output Power Plot on Configuration IEEE 802.11ac MCS0/Nss1 VHT40 / Chain 3 / 5710 MHz (UNII 3)



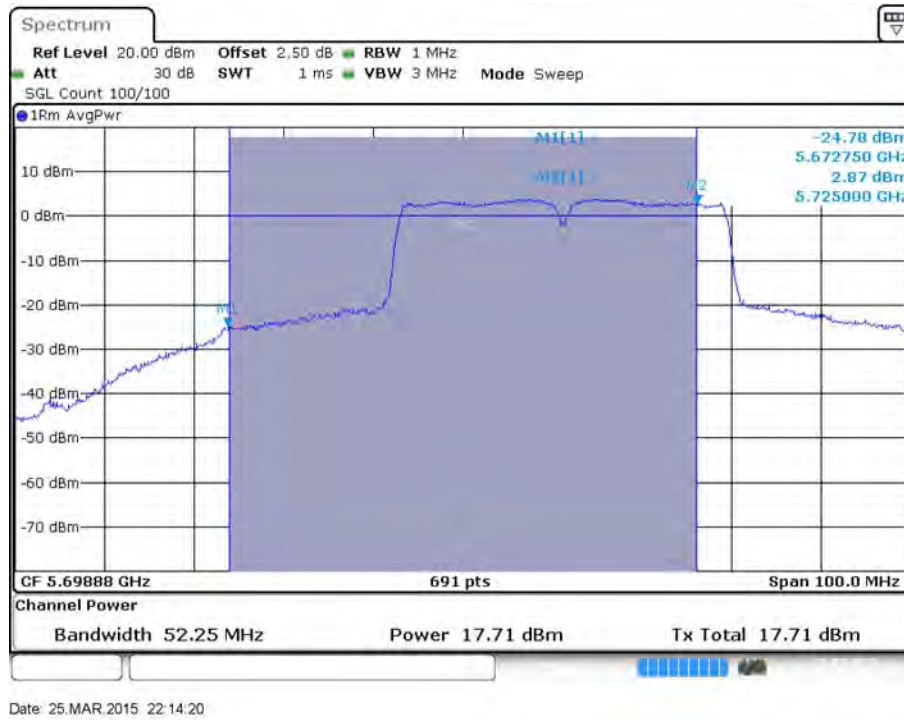
Conducted Output Power Plot on Configuration IEEE 802.11ac MCS0/Nss3 VHT40 / Chain 1 / 5710 MHz (UNII 2C)



Conducted Output Power Plot on Configuration IEEE 802.11ac MCS0/Nss3 VHT40 / Chain 2 / 5710 MHz (UNII 2C)

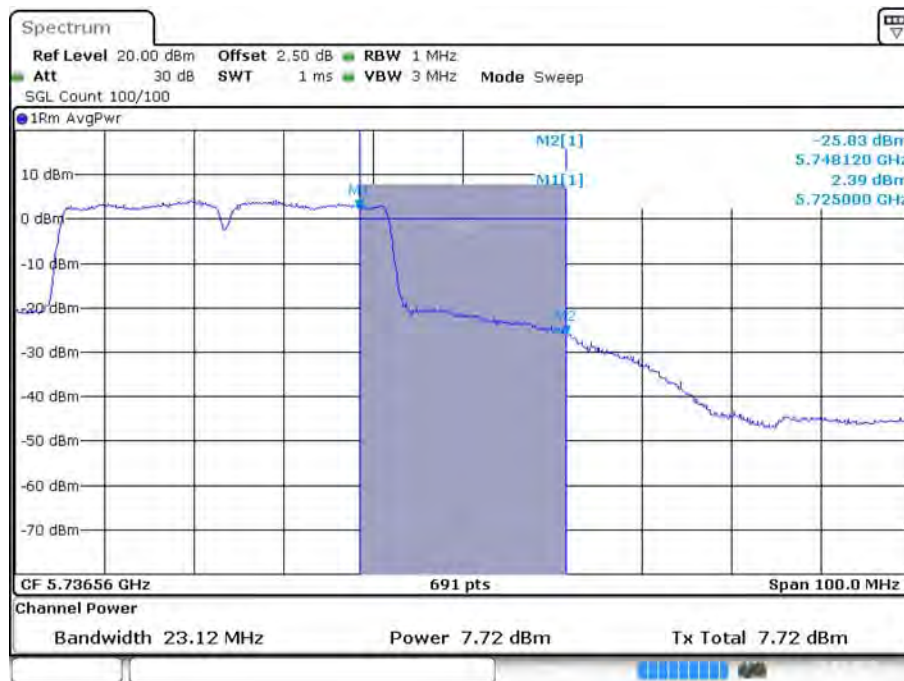


Conducted Output Power Plot on Configuration IEEE 802.11ac MCS0/Nss3 VHT40 / Chain 3 / 5710 MHz (UNII 2C)



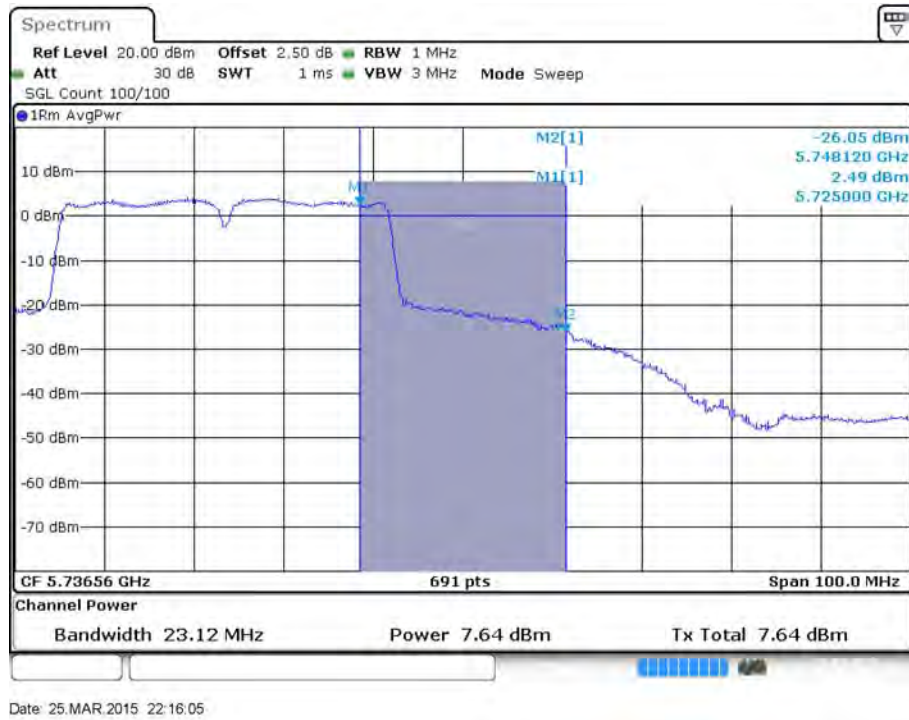
Date: 25.MAR.2015 22:14:20

Conducted Output Power Plot on Configuration IEEE 802.11ac MCS0/Nss3 VHT40 / Chain 1 / 5710 MHz (UNII 3)

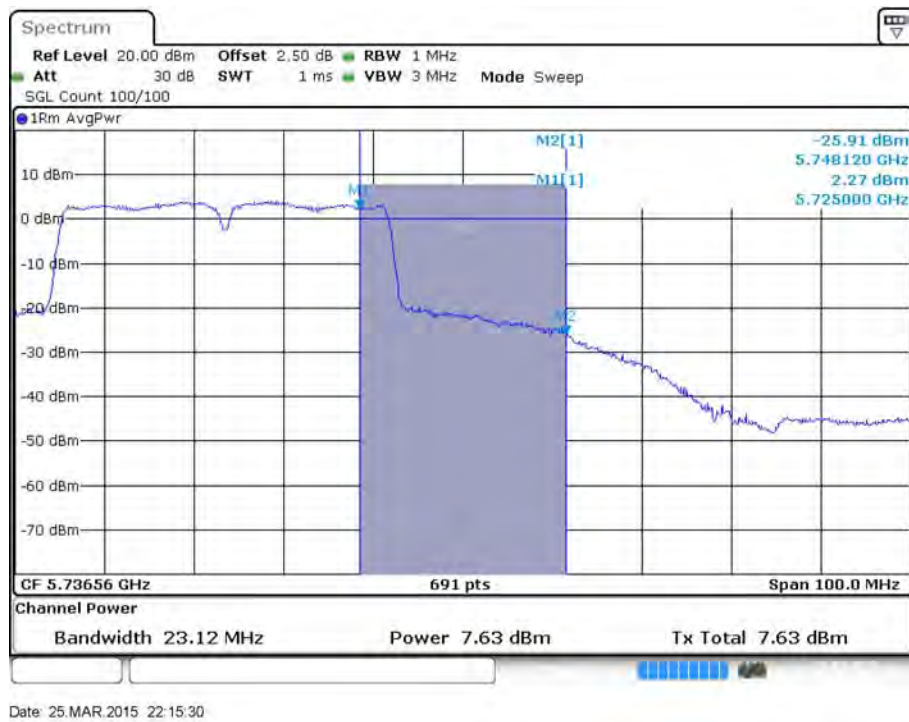


Date: 25.MAR.2015 22:16:36

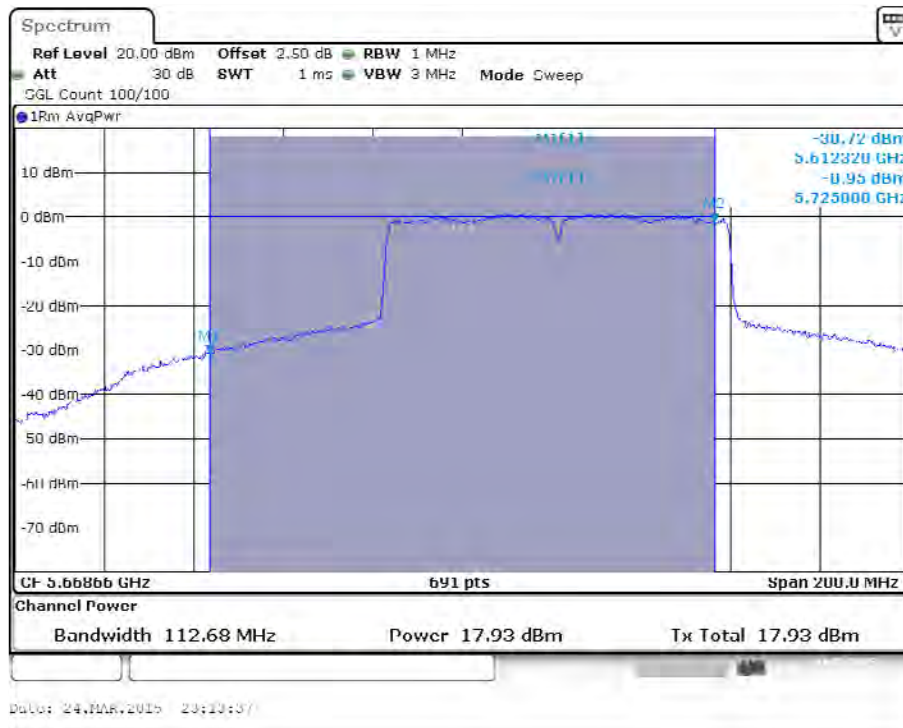
Conducted Output Power Plot on Configuration IEEE 802.11ac MCS0/Nss3 VHT40 / Chain 2 / 5710 MHz (UNII 3)



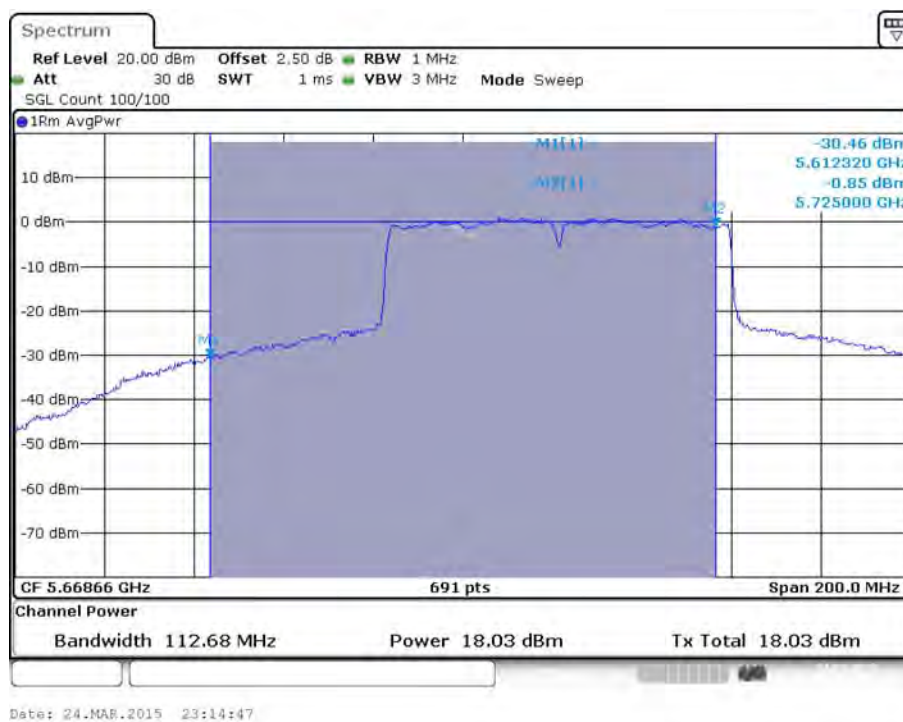
Conducted Output Power Plot on Configuration IEEE 802.11ac MCS0/Nss3 VHT40 / Chain 3 / 5710 MHz (UNII 3)



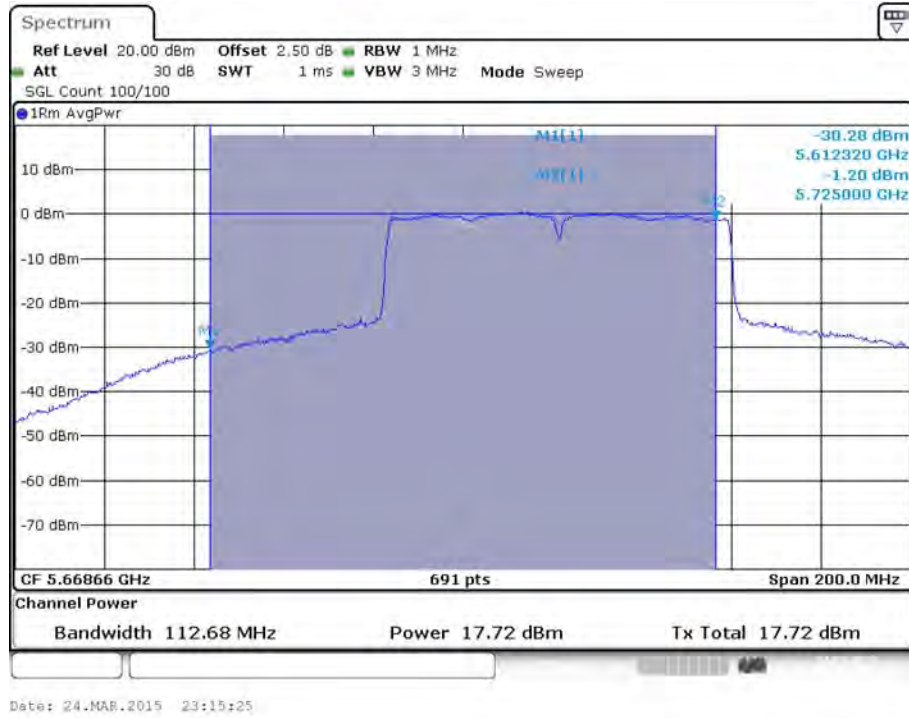
Conducted Output Power Plot on Configuration IEEE 802.11ac MCS0/Nss1 VHT80 / Chain 1 / 5690 MHz (UNII 2C)



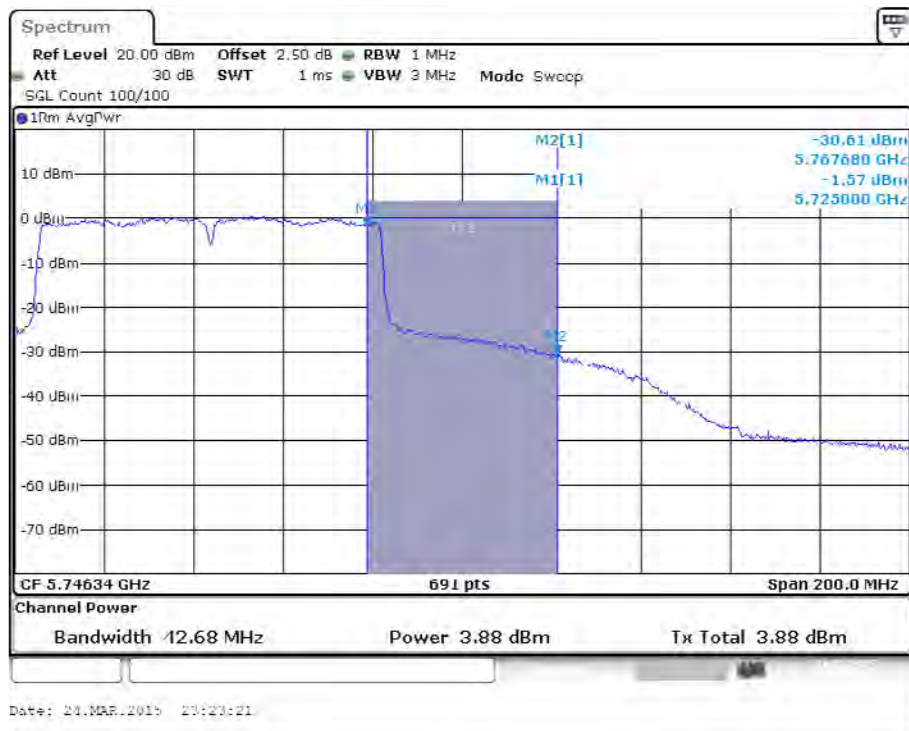
Conducted Output Power Plot on Configuration IEEE 802.11ac MCS0/Nss1 VHT80 / Chain 2 / 5690 MHz (UNII 2C)



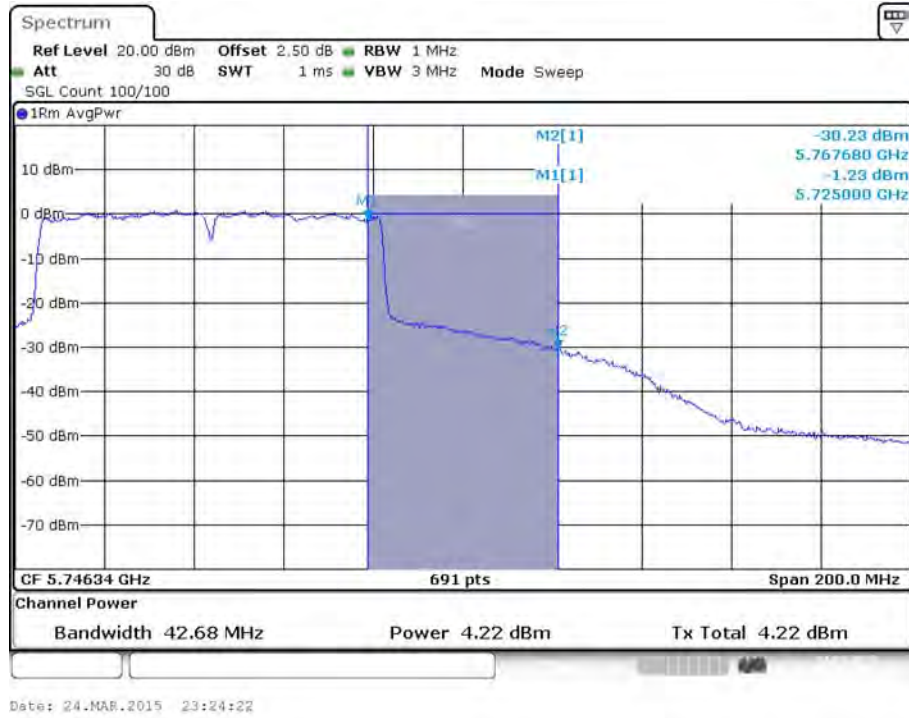
Conducted Output Power Plot on Configuration IEEE 802.11ac MCS0/Nss1 VHT80 / Chain 3 / 5690 MHz (UNII 2C)



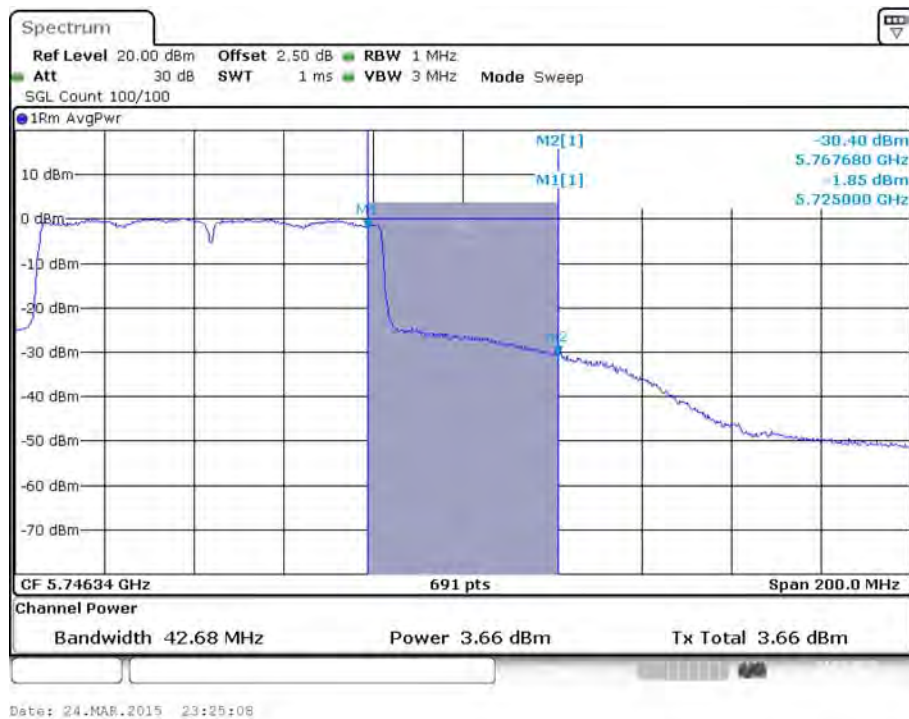
Conducted Output Power Plot on Configuration IEEE 802.11ac MCS0/Nss1 VHT80 / Chain 1 / 5690 MHz (UNII 3)



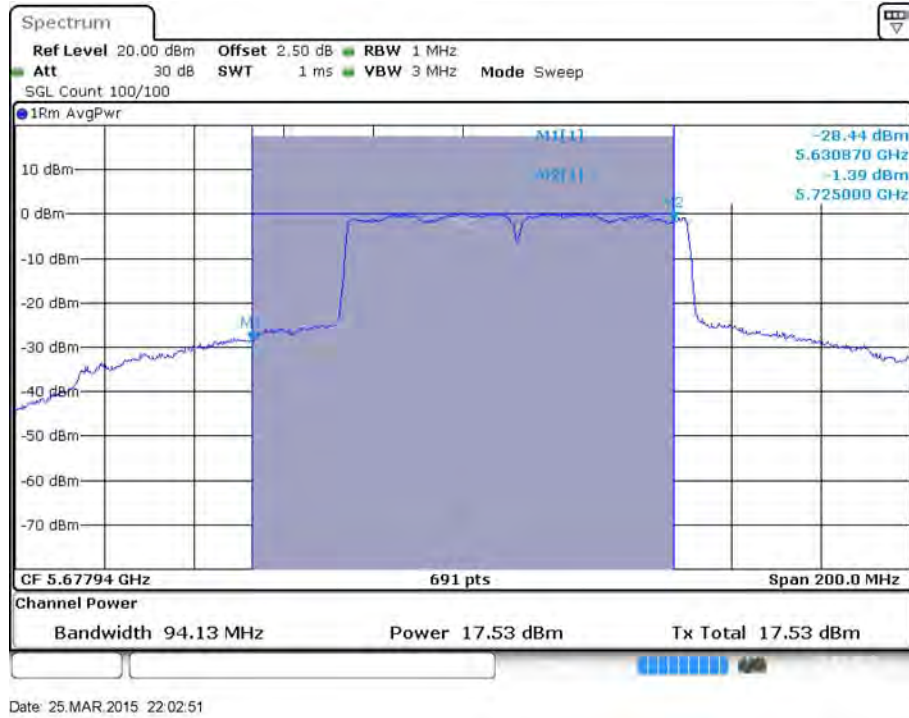
Conducted Output Power Plot on Configuration IEEE 802.11ac MCS0/Nss1 VHT80 / Chain 2 / 5690 MHz (UNII 3)



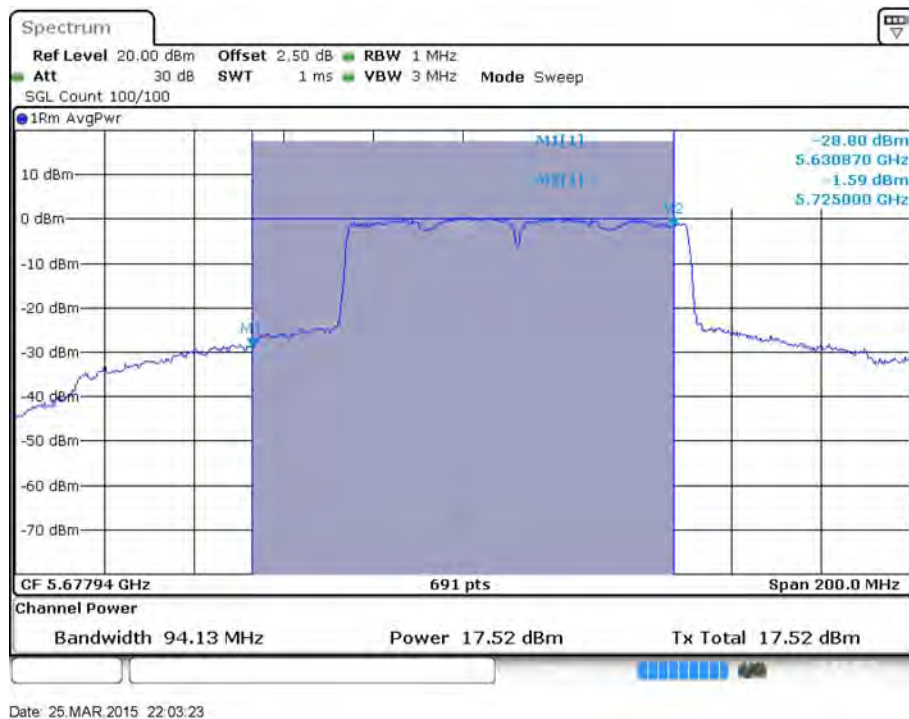
Conducted Output Power Plot on Configuration IEEE 802.11ac MCS0/Nss1 VHT80 / Chain 3 / 5690 MHz (UNII 3)



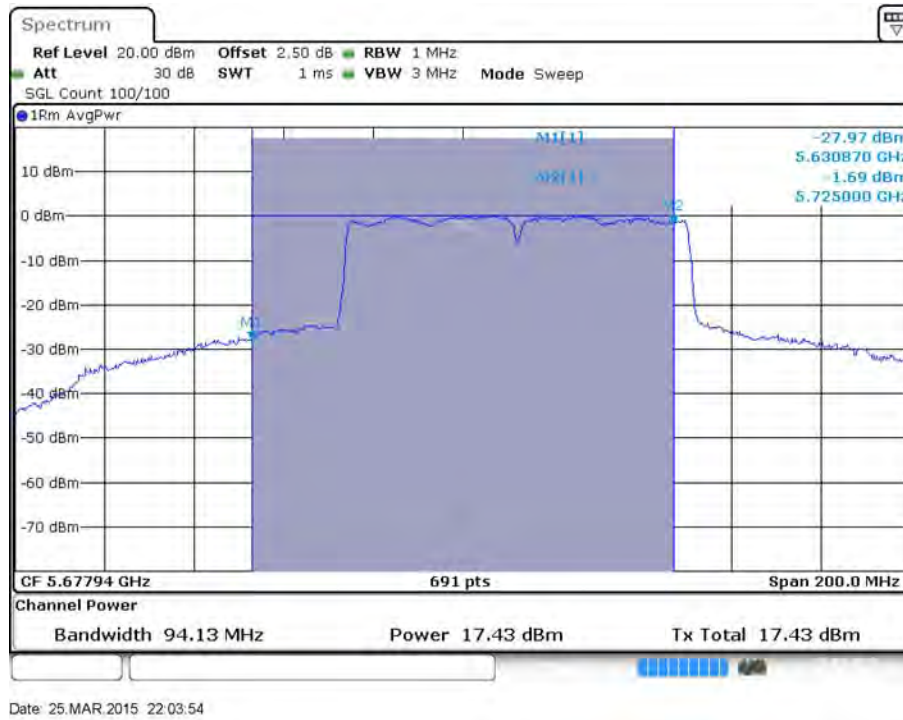
Conducted Output Power Plot on Configuration IEEE 802.11ac MCS0/Nss3 VHT80 / Chain 1 / 5690 MHz (UNII 2C)



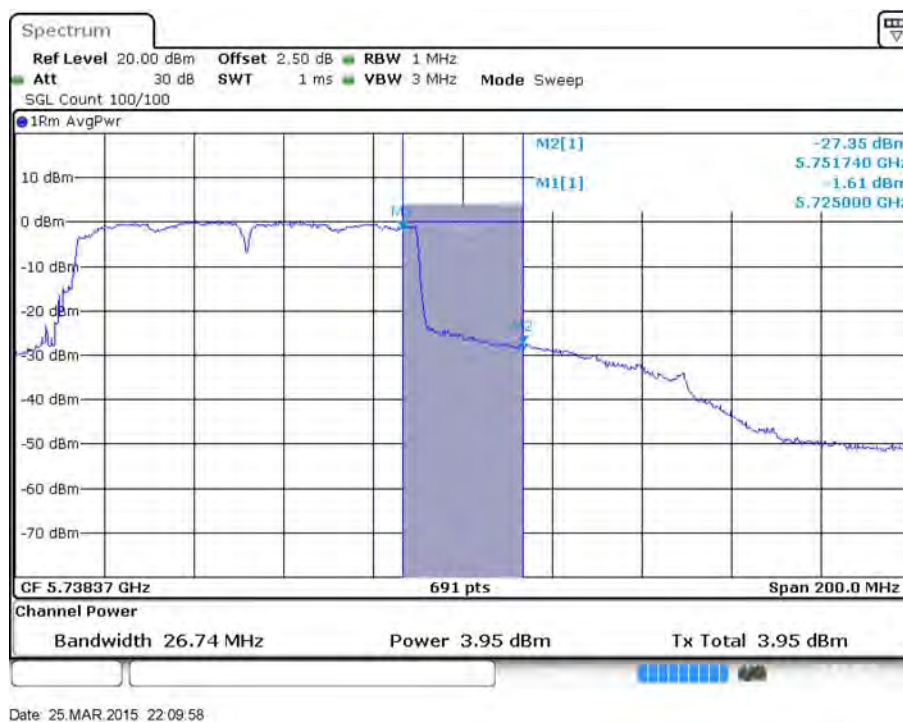
Conducted Output Power Plot on Configuration IEEE 802.11ac MCS0/Nss3 VHT80 / Chain 2 / 5690 MHz (UNII 2C)



Conducted Output Power Plot on Configuration IEEE 802.11ac MCS0/Nss3 VHT80 / Chain 3 / 5690 MHz (UNII 2C)



Conducted Output Power Plot on Configuration IEEE 802.11ac MCS0/Nss3 VHT80 / Chain 1 / 5690 MHz (UNII 3)



Conducted Output Power Plot on Configuration IEEE 802.11ac MCS0/Nss3 VHT80 / Chain 2 / 55690 MHz (UNII 3)

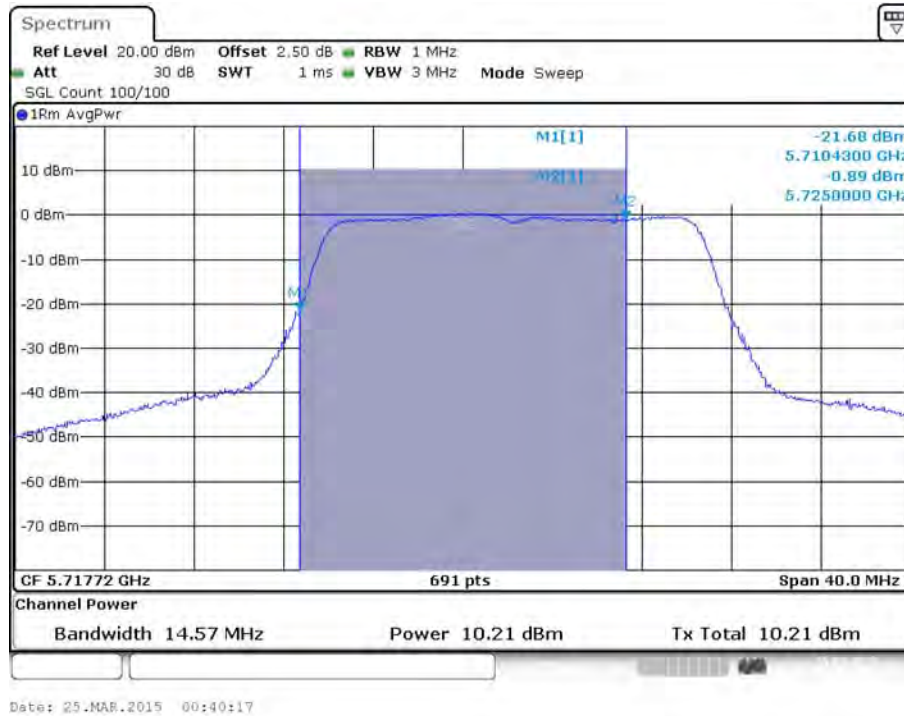


Conducted Output Power Plot on Configuration IEEE 802.11ac MCS0/Nss3 VHT80 / Chain 3 / 5690 MHz (UNII 3)

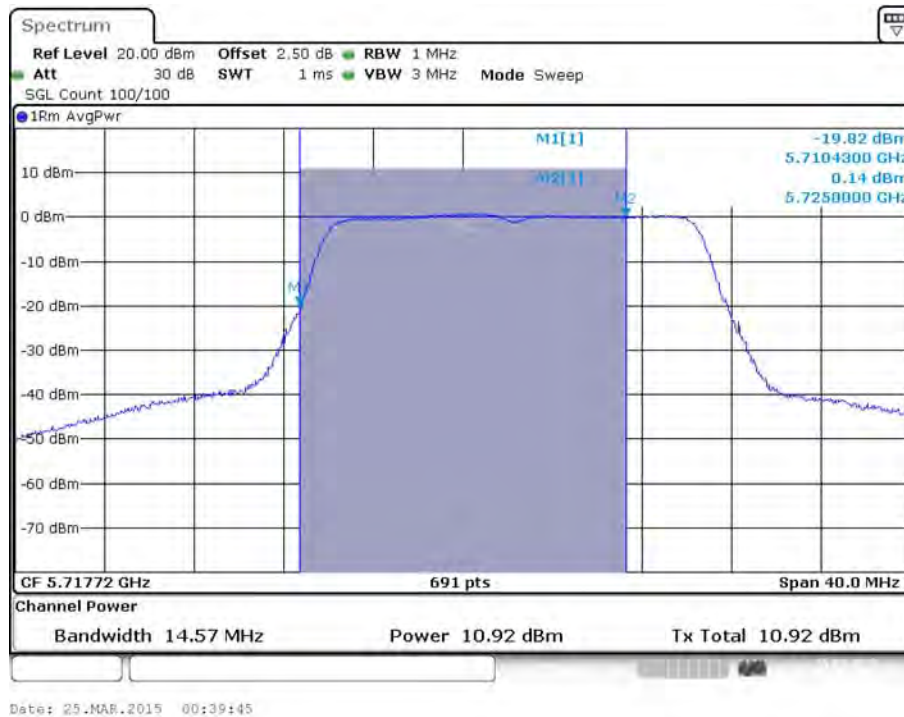


Mode 3 (Ant. 4 Panel antenna / 9.2dBi)

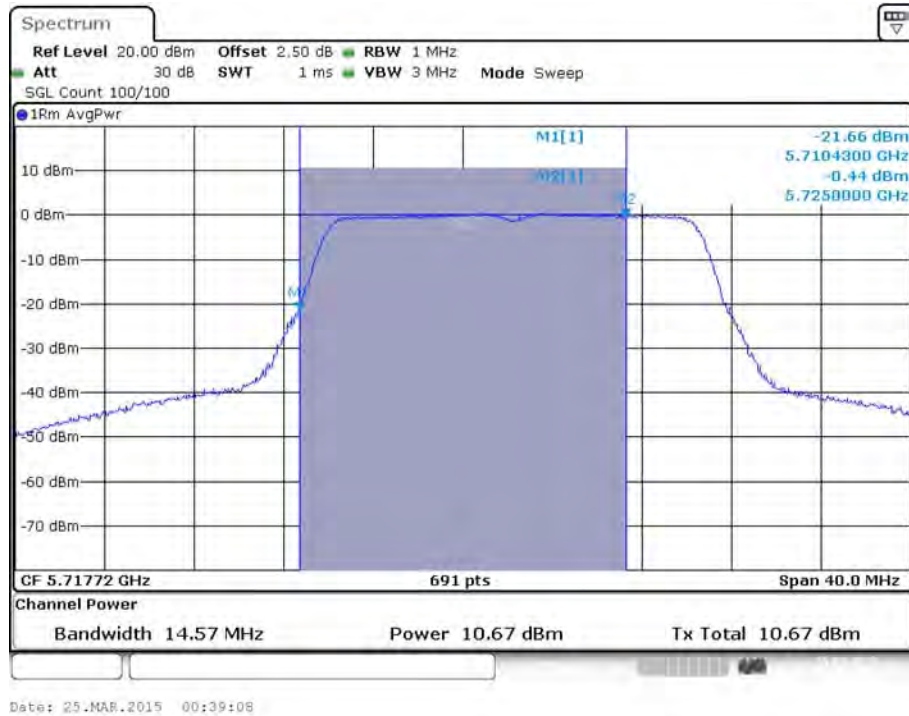
Conducted Output Power Plot on Configuration IEEE 802.11a / Chain 1 / 5720 MHz (UNII 2C)



Conducted Output Power Plot on Configuration IEEE 802.11a / Chain 2 / 5720 MHz (UNII 2C)



Conducted Output Power Plot on Configuration IEEE 802.11a / Chain 3 / 5720 MHz (UNII 2C)



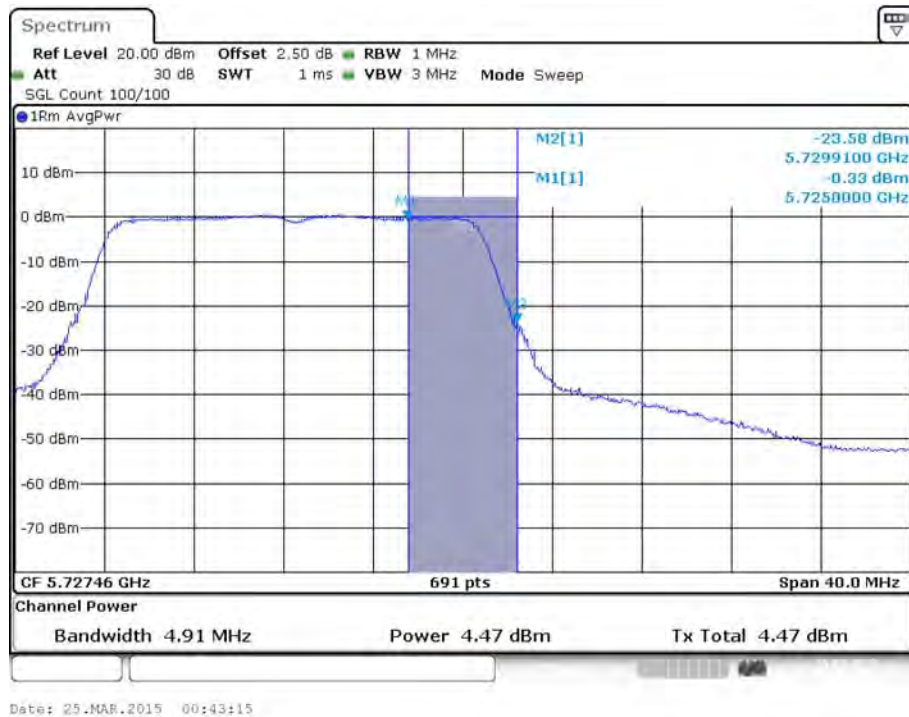
Conducted Output Power Plot on Configuration IEEE 802.11a / Chain 1 / 5720 MHz (UNII 3)



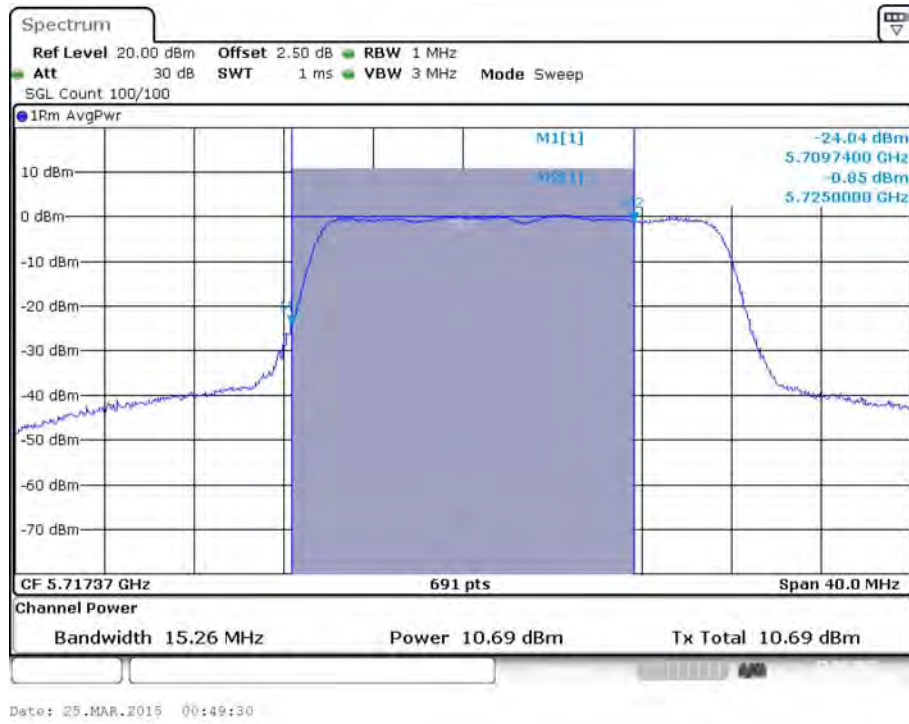
Conducted Output Power Plot on Configuration IEEE 802. 11a / Chain 2 / 5720 MHz (UNII 3)



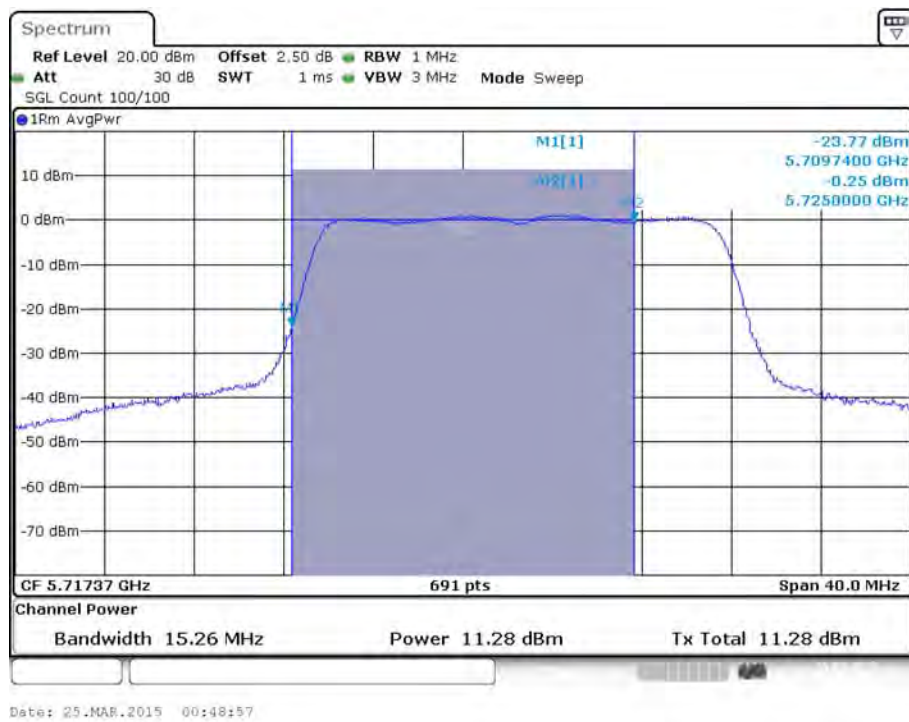
Conducted Output Power Plot on Configuration IEEE 802. 11a / Chain 3 / 5720 MHz (UNII 3)



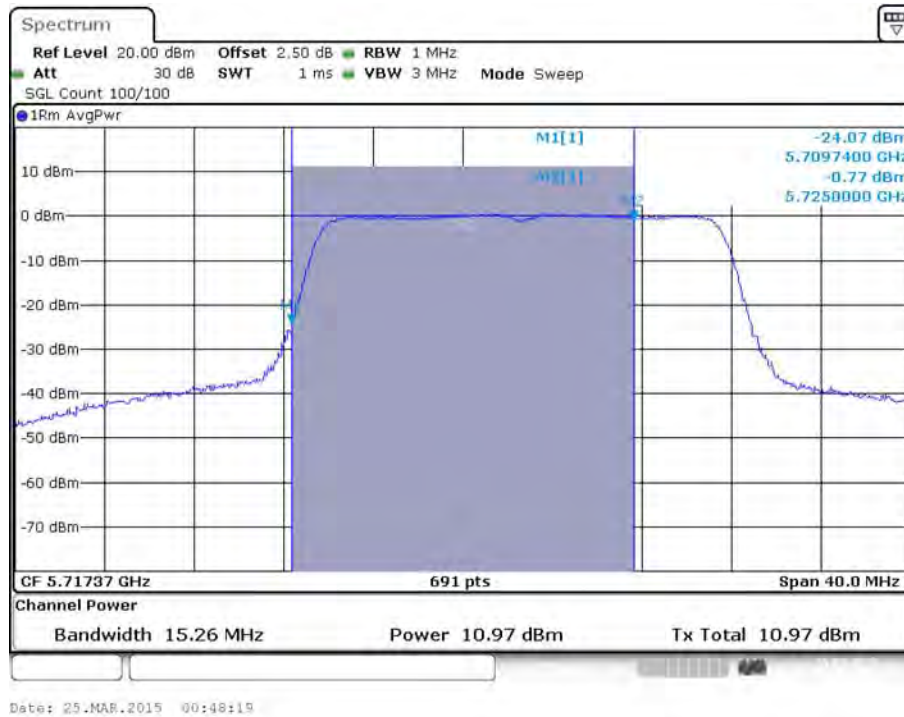
Conducted Output Power Plot on Configuration IEEE 802.11ac MCS0/Nss1 VHT20 / Chain 1 / 5720 MHz (UNII 2C)



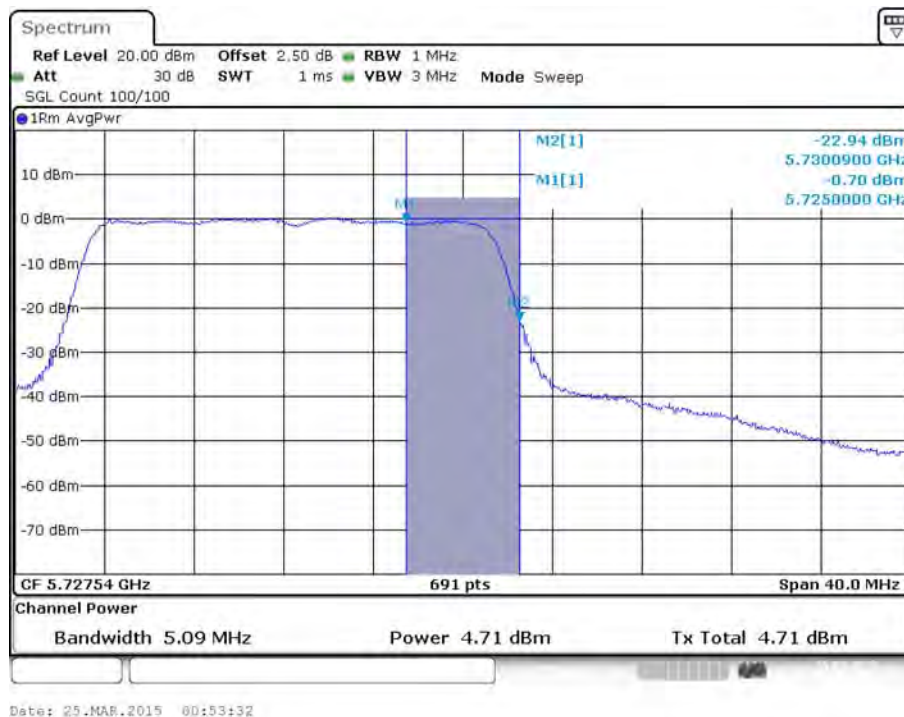
Conducted Output Power Plot on Configuration IEEE 802.11ac MCS0/Nss1 VHT20 / Chain 2 / 5720 MHz (UNII 2C)



Conducted Output Power Plot on Configuration IEEE 802.11ac MCS0/Nss1 VHT20 / Chain 3 / 5720 MHz (UNII 2C)



Conducted Output Power Plot on Configuration IEEE 802.11ac MCS0/Nss1 VHT20 / Chain 1 / 5720 MHz (UNII 3)



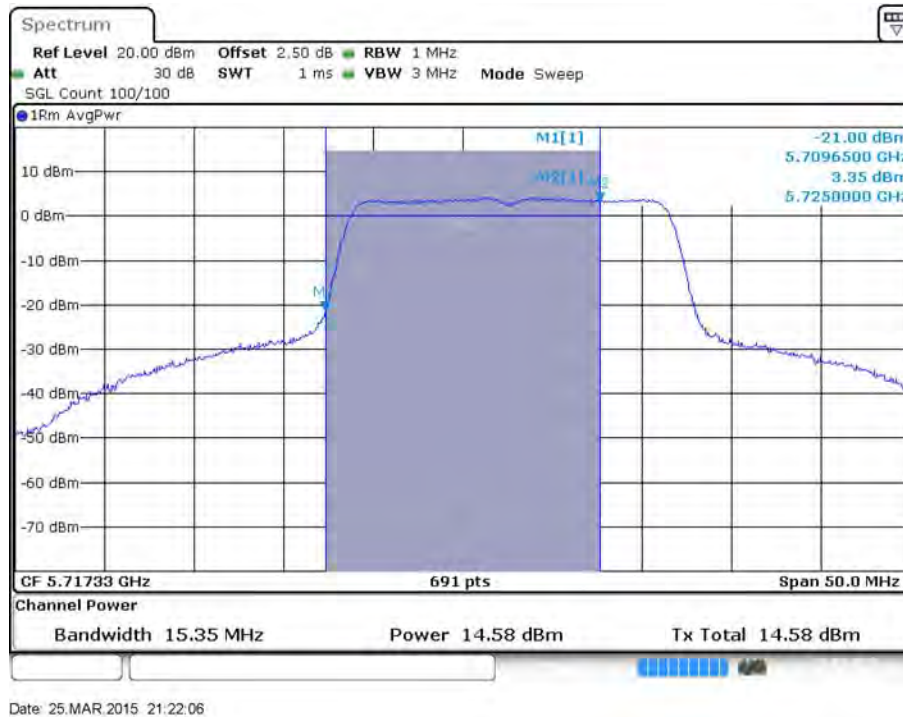
Conducted Output Power Plot on Configuration IEEE 802.11ac MCS0/Nss1 VHT20 / Chain 2 / 5720 MHz (UNII 3)



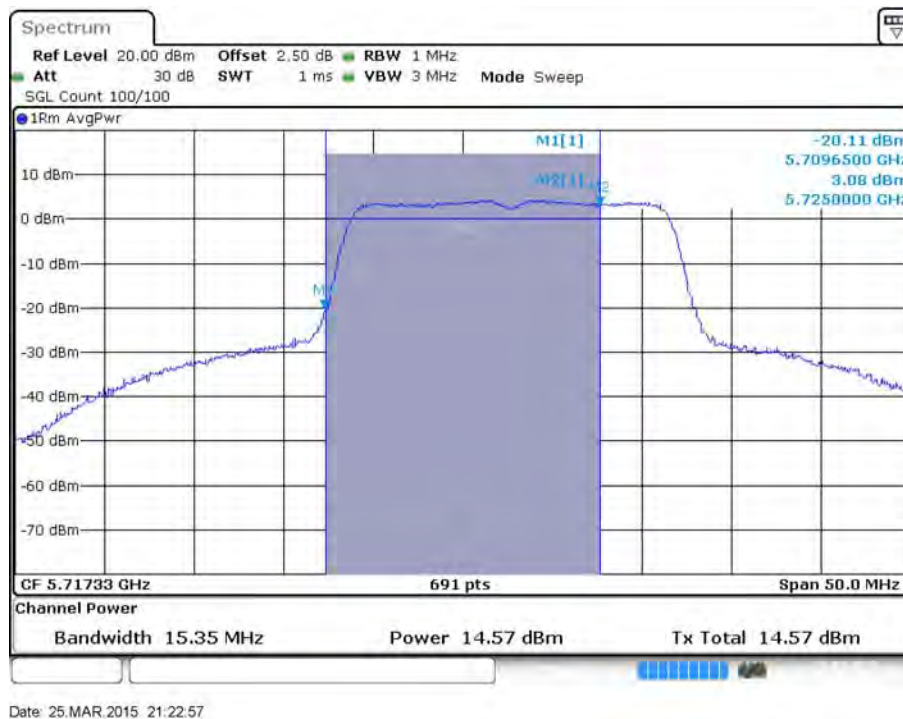
Conducted Output Power Plot on Configuration IEEE 802.11ac MCS0/Nss1 VHT20 / Chain 3 / 5720 MHz (UNII 3)



Conducted Output Power Plot on Configuration IEEE 802.11ac MCS0/Nss3 VHT20 / Chain 1 / 5720 MHz (UNII 2C)



Conducted Output Power Plot on Configuration IEEE 802.11ac MCS0/Nss3 VHT20 / Chain 2 / 5720 MHz (UNII 2C)



Conducted Output Power Plot on Configuration IEEE 802.11ac MCS0/Nss3 VHT20 / Chain 3 / 5720 MHz (UNII 2C)



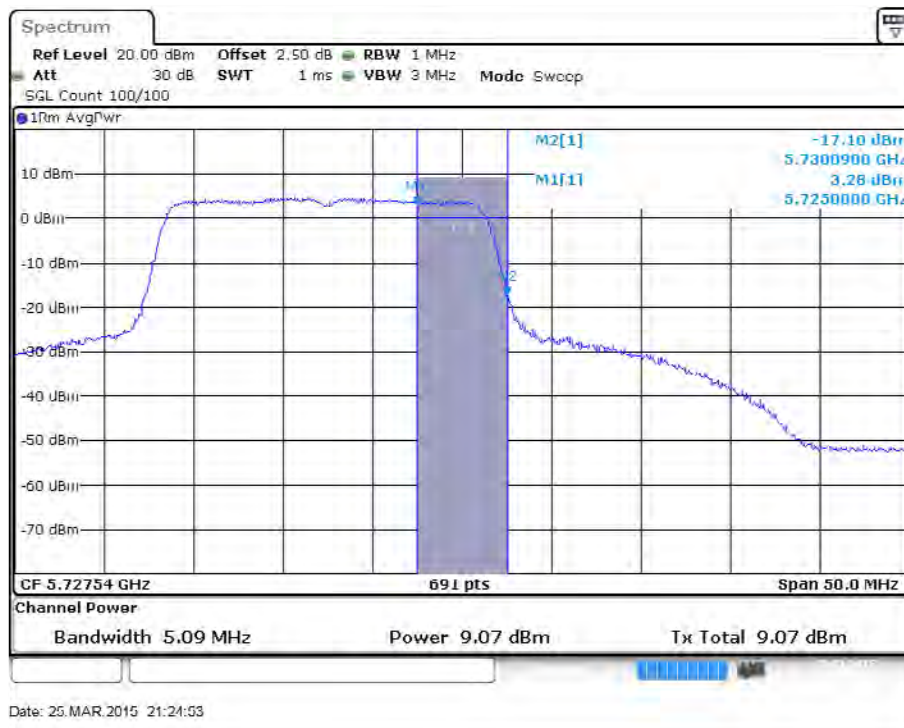
Conducted Output Power Plot on Configuration IEEE 802.11ac MCS0/Nss3 VHT20 / Chain 1 / 5720 MHz (UNII 3)



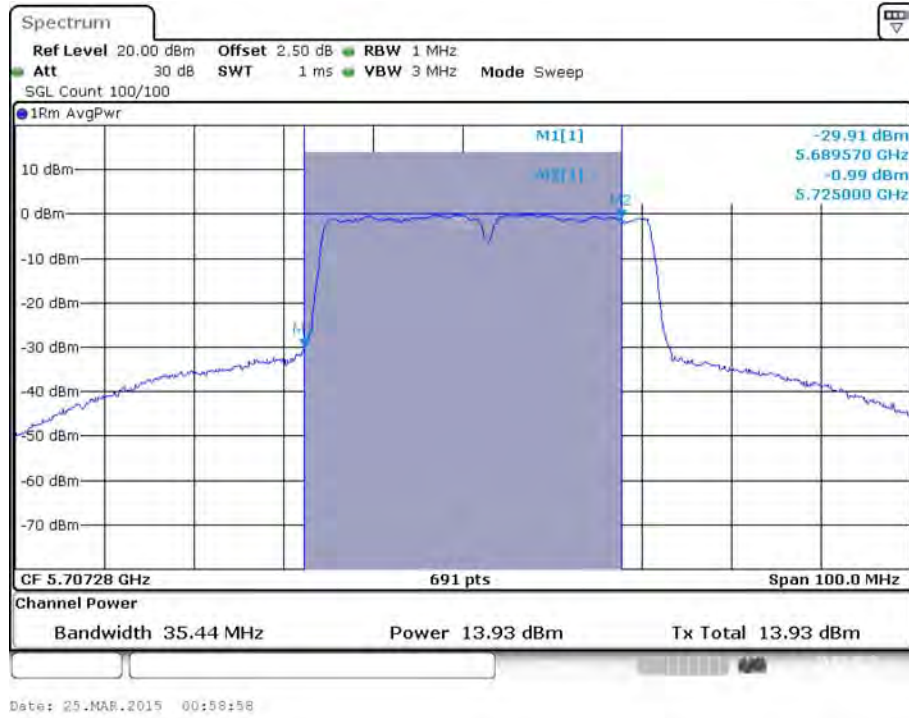
Conducted Output Power Plot on Configuration IEEE 802.11ac MCS0/Nss3 VHT20 / Chain 2 / 5720 MHz (UNII 3)



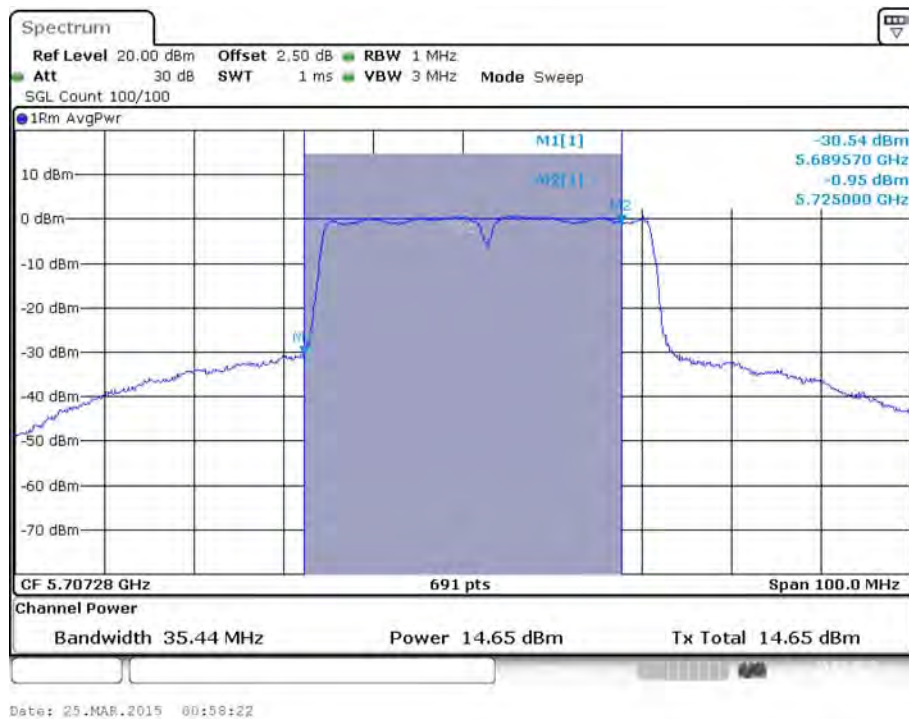
Conducted Output Power Plot on Configuration IEEE 802.11ac MCS0/Nss3 VHT20 / Chain 3 / 5720 MHz (UNII 3)



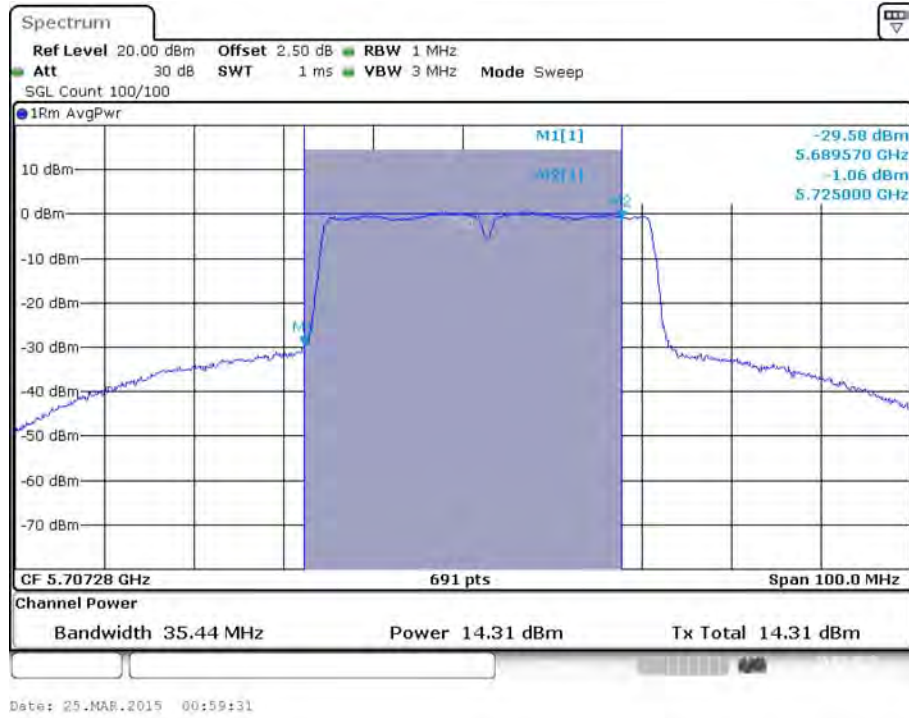
Conducted Output Power Plot on Configuration IEEE 802.11ac MCS0/Nss1 VHT40 / Chain 1 / 5710 MHz (UNII 2C)



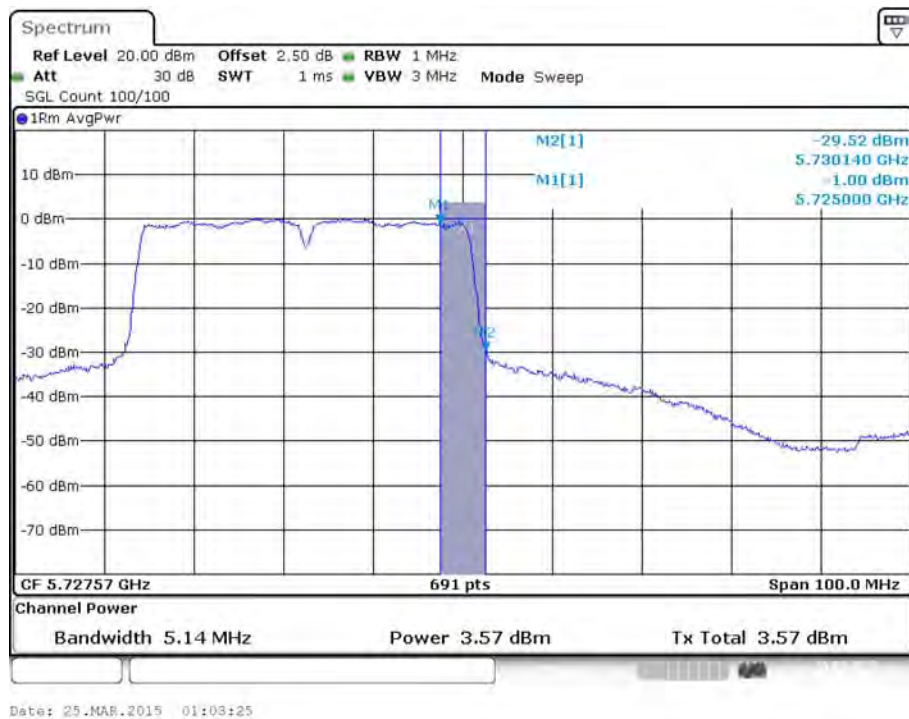
Conducted Output Power Plot on Configuration IEEE 802.11ac MCS0/Nss1 VHT40 / Chain 2 / 5710 MHz (UNII 2C)



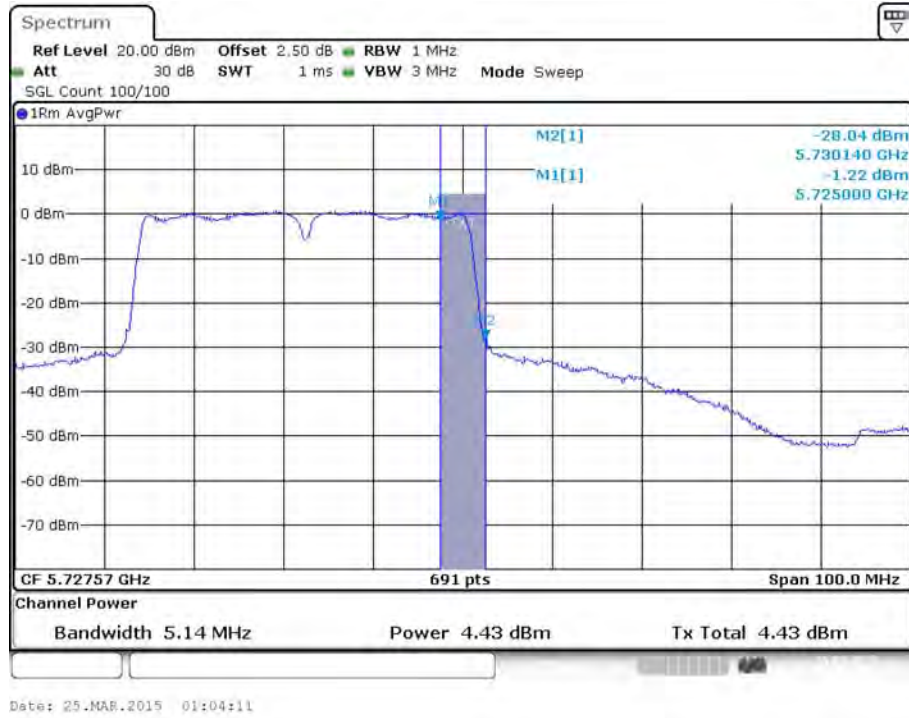
Conducted Output Power Plot on Configuration IEEE 802.11ac MCS0/Nss1 VHT40 / Chain 3 / 5710 MHz (UNII 2C)



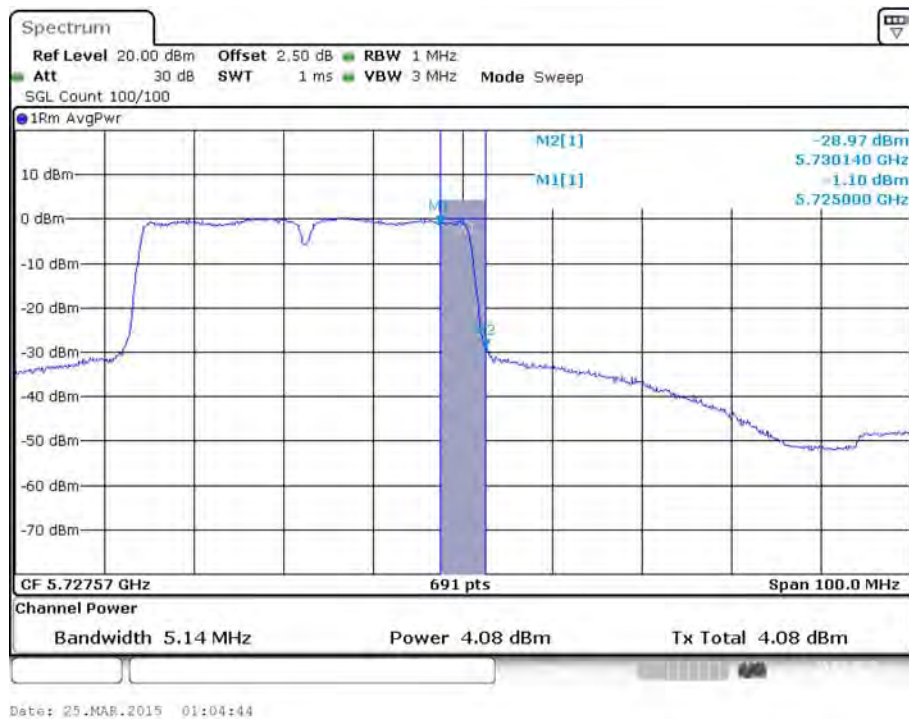
Conducted Output Power Plot on Configuration IEEE 802.11ac MCS0/Nss1 VHT40 / Chain 1 / 5710 MHz (UNII 3)



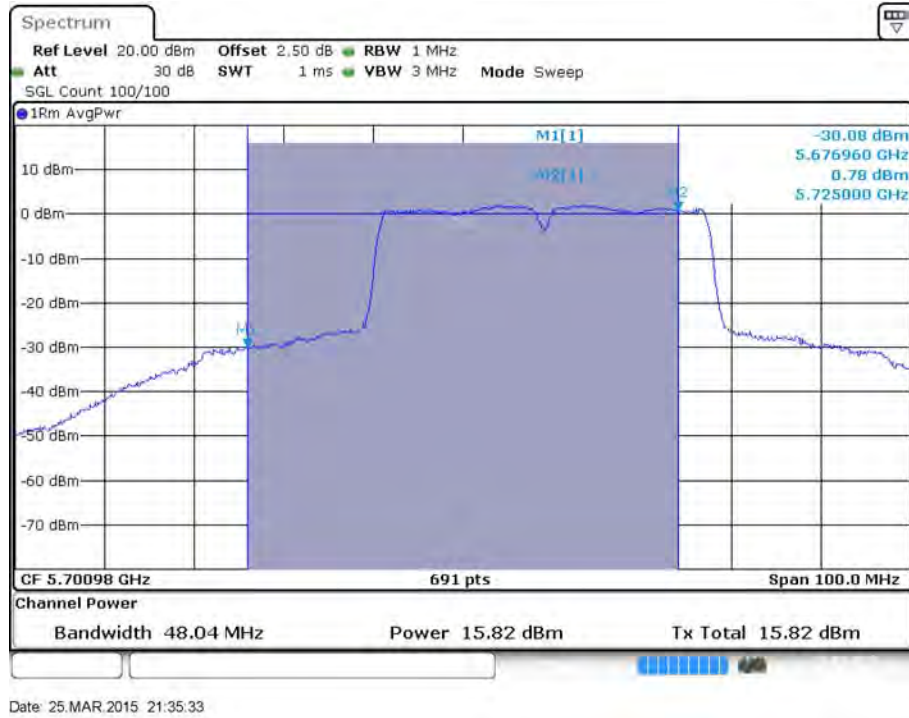
Conducted Output Power Plot on Configuration IEEE 802.11ac MCS0/Nss1 VHT40 / Chain 2 / 5710 MHz (UNII 3)



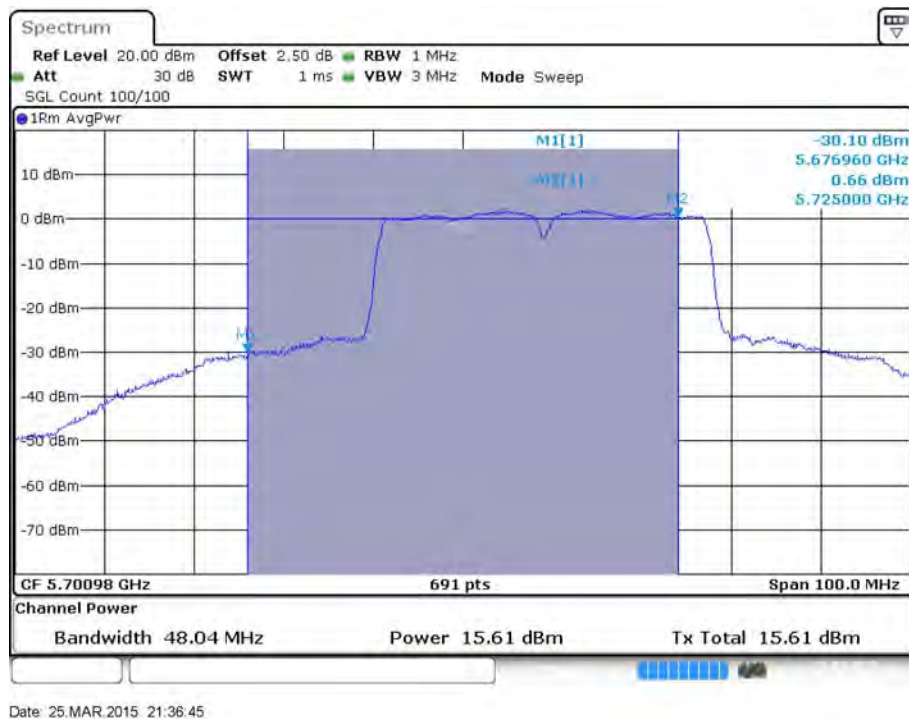
Conducted Output Power Plot on Configuration IEEE 802.11ac MCS0/Nss1 VHT40 / Chain 3 / 5710 MHz (UNII 3)



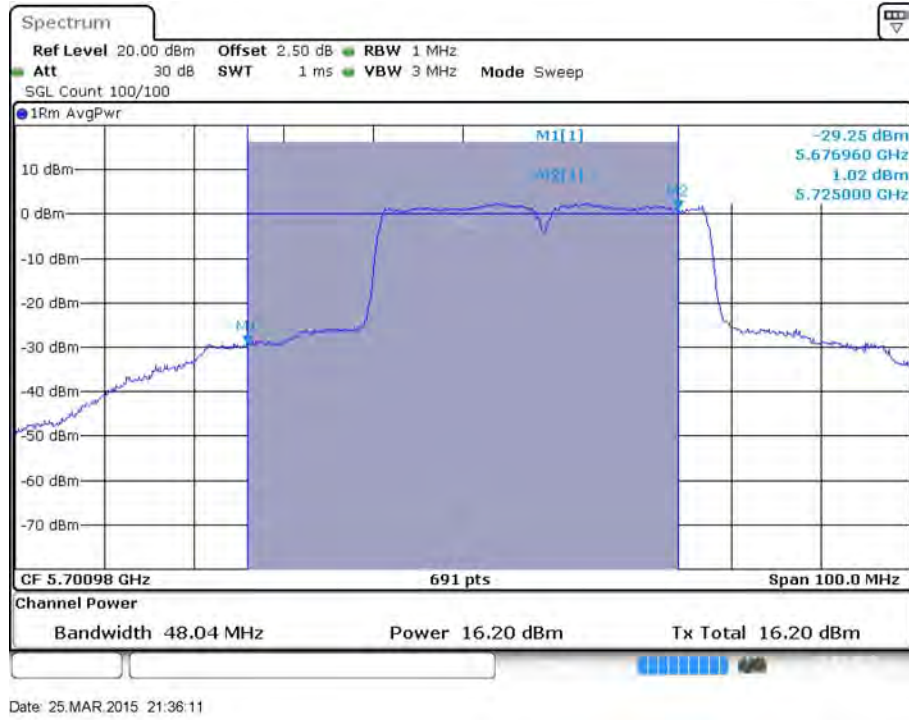
Conducted Output Power Plot on Configuration IEEE 802.11ac MCS0/Nss3 VHT40 / Chain 1 / 5710 MHz (UNII 2C)



Conducted Output Power Plot on Configuration IEEE 802.11ac MCS0/Nss3 VHT40 / Chain 2 / 5710 MHz (UNII 2C)



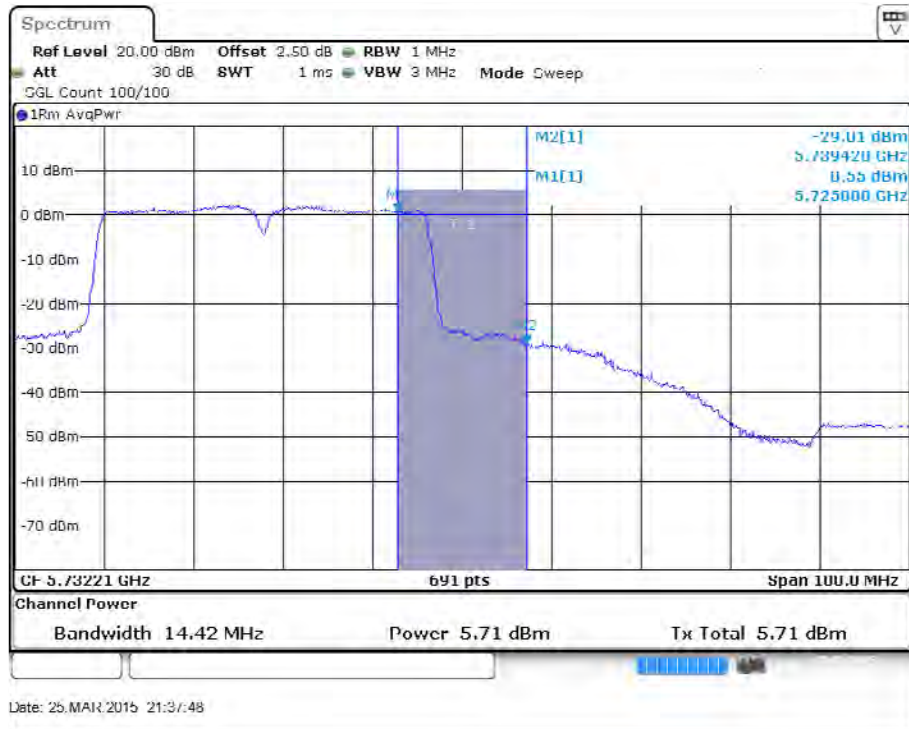
Conducted Output Power Plot on Configuration IEEE 802.11ac MCS0/Nss3 VHT40 / Chain 3 / 5710 MHz (UNII 2C)



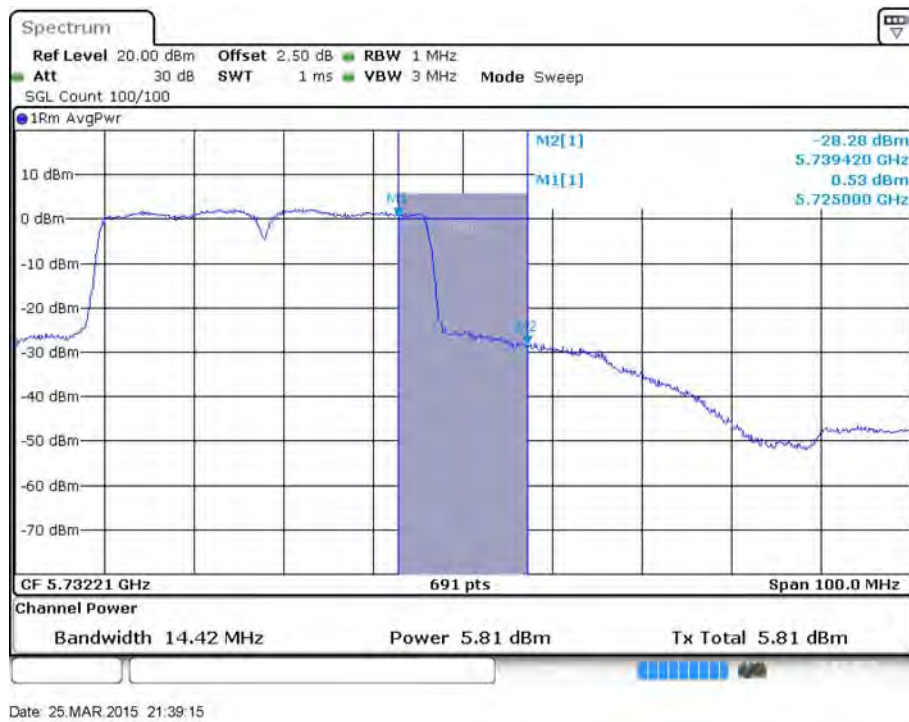
Conducted Output Power Plot on Configuration IEEE 802.11ac MCS0/Nss3 VHT40 / Chain 1 / 5710 MHz (UNII 3)



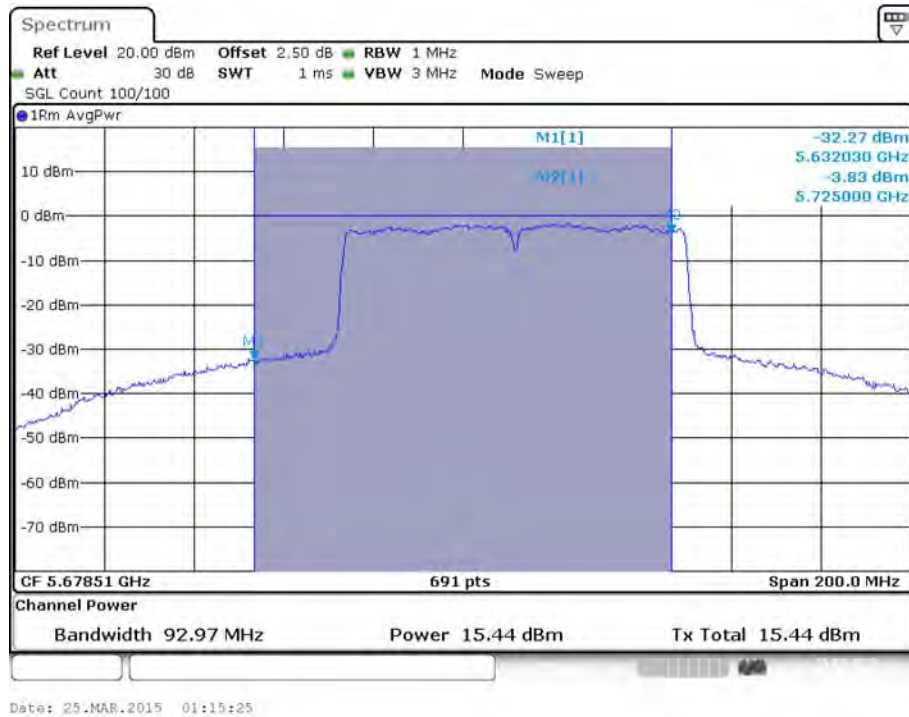
Conducted Output Power Plot on Configuration IEEE 802.11ac MCS0/Nss3 VHT40 / Chain 2 / 5710 MHz (UNII 3)



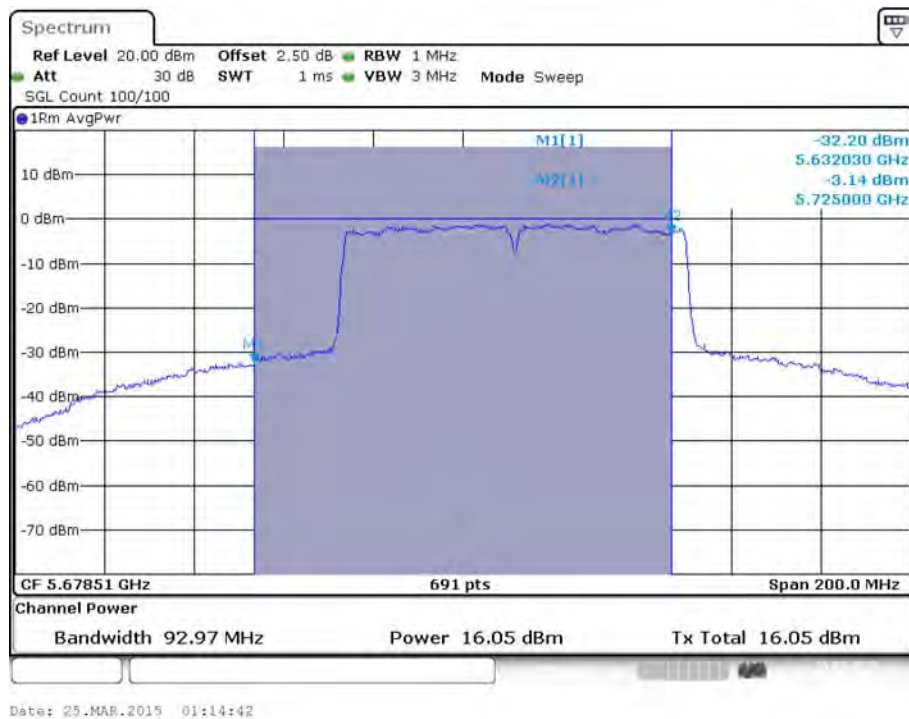
Conducted Output Power Plot on Configuration IEEE 802.11ac MCS0/Nss3 VHT40 / Chain 3 / 5710 MHz (UNII 3)



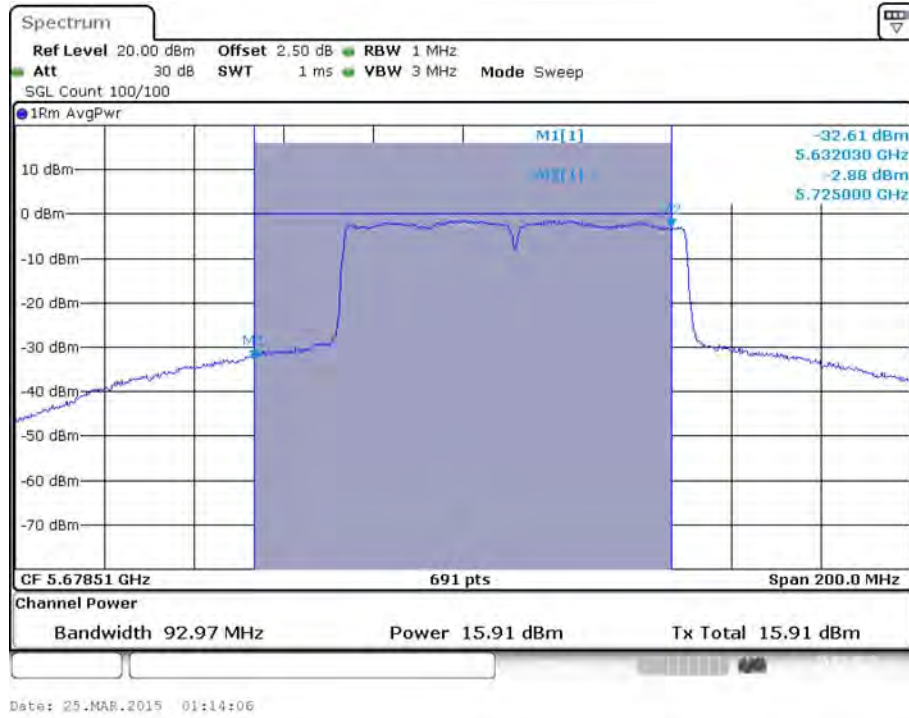
Conducted Output Power Plot on Configuration IEEE 802.11ac MCS0/Nss1 VHT80 / Chain 1 / 5690 MHz (UNII 2C)



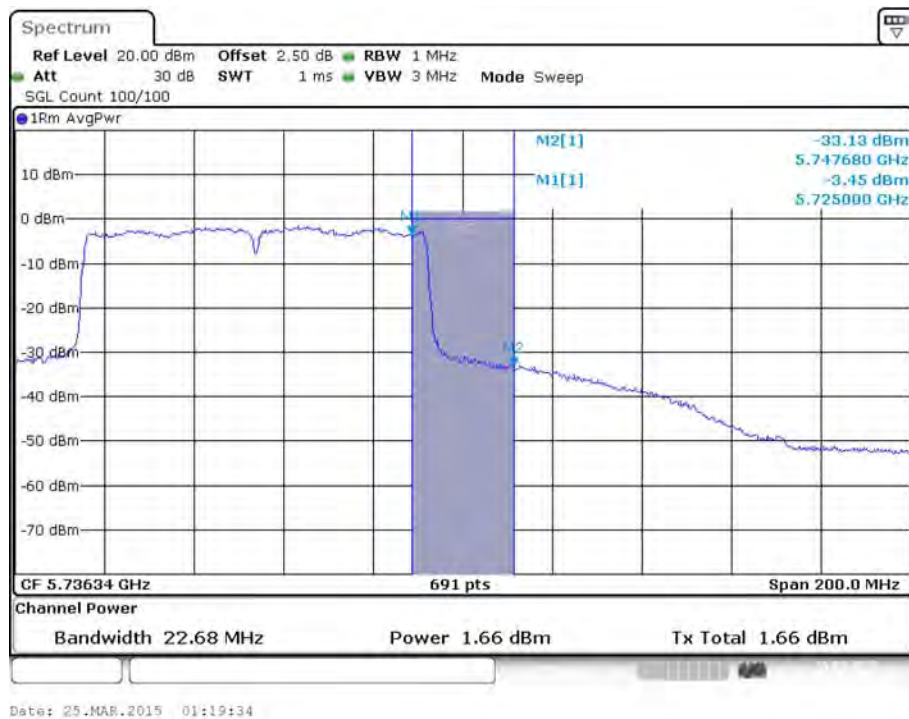
Conducted Output Power Plot on Configuration IEEE 802.11ac MCS0/Nss1 VHT80 / Chain 2 / 5690 MHz (UNII 2C)



Conducted Output Power Plot on Configuration IEEE 802.11ac MCS0/Nss1 VHT80 / Chain 3 / 5690 MHz (UNII 2C)



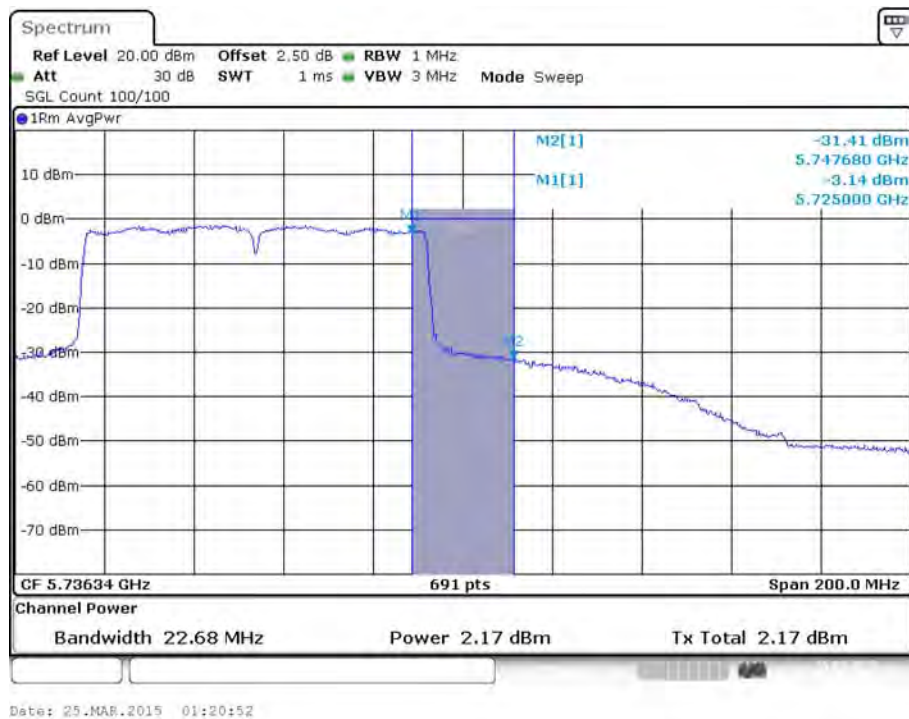
Conducted Output Power Plot on Configuration IEEE 802.11ac MCS0/Nss1 VHT80 / Chain 1 / 5690 MHz (UNII 3)



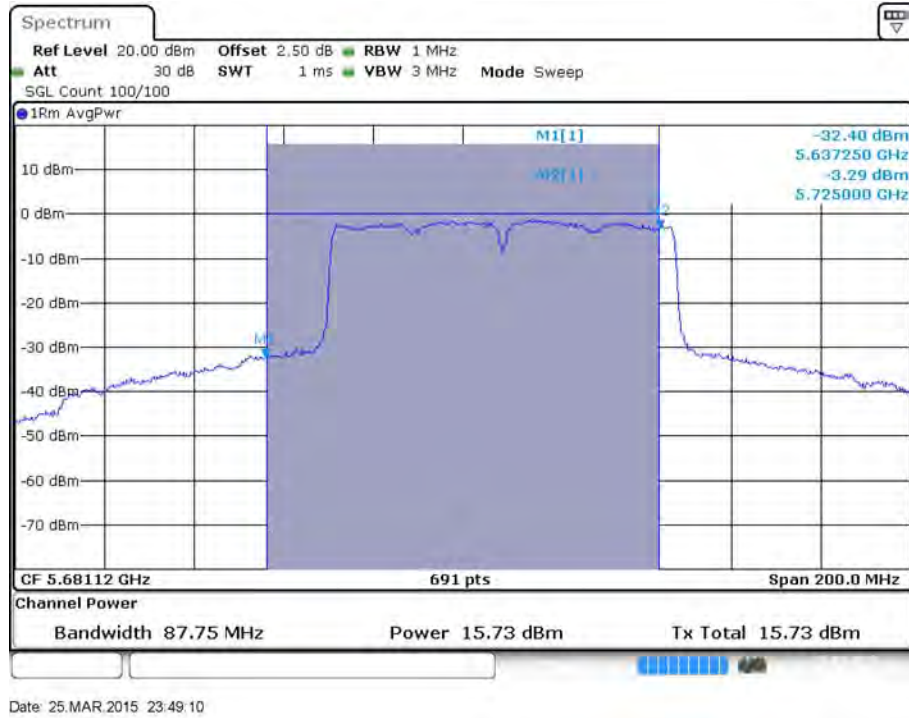
Conducted Output Power Plot on Configuration IEEE 802.11ac MCS0/Nss1 VHT80 / Chain 2 / 5690 MHz (UNII 3)



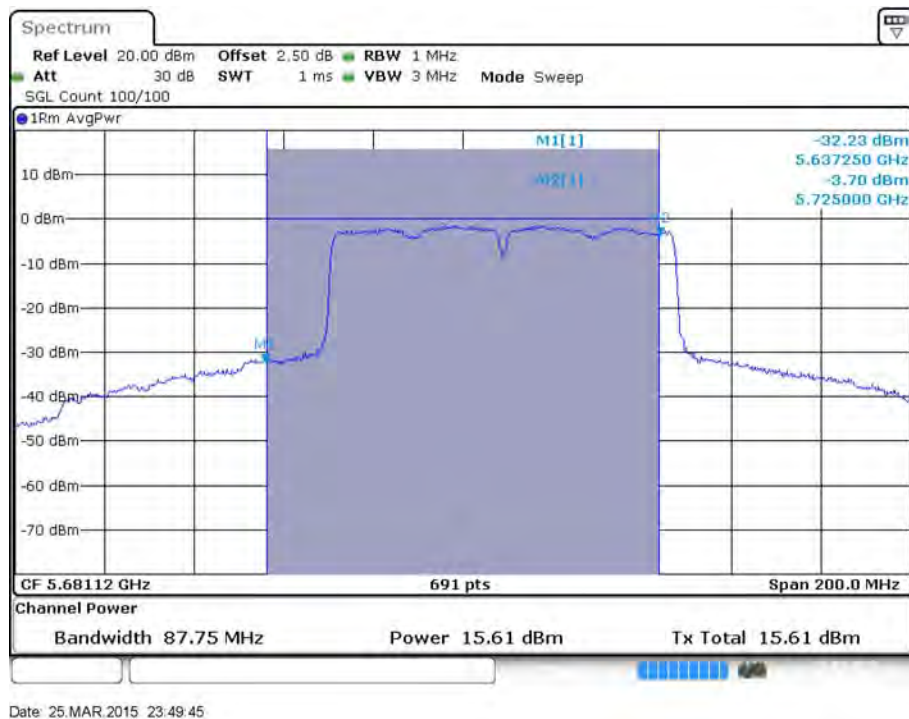
Conducted Output Power Plot on Configuration IEEE 802.11ac MCS0/Nss1 VHT80 / Chain 3 / 5690 MHz (UNII 3)



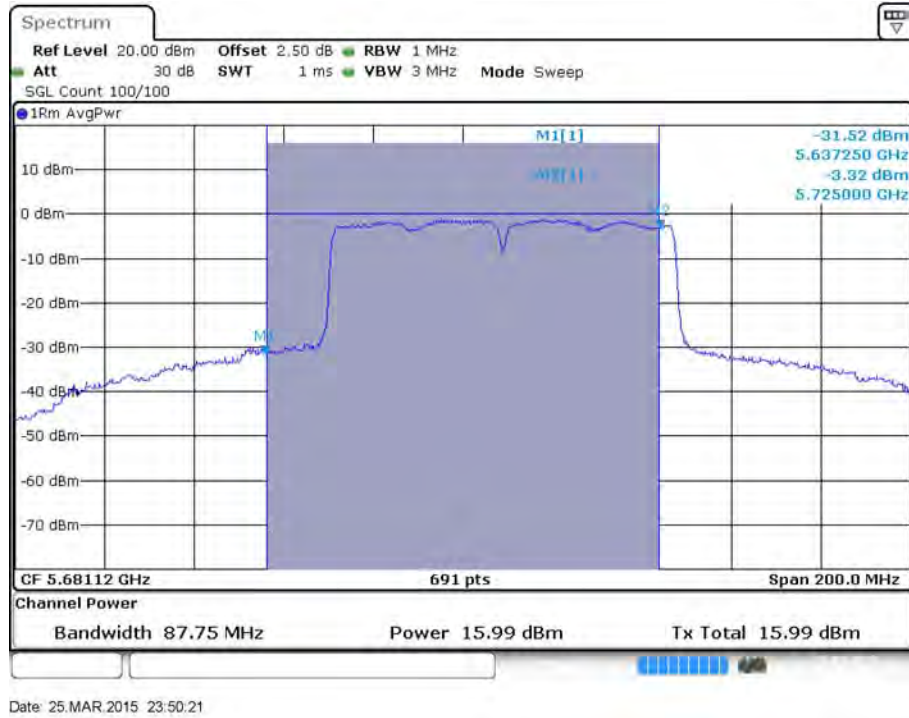
Conducted Output Power Plot on Configuration IEEE 802.11ac MCS0/Nss3 VHT80 / Chain 1 / 5690 MHz (UNII 2C)



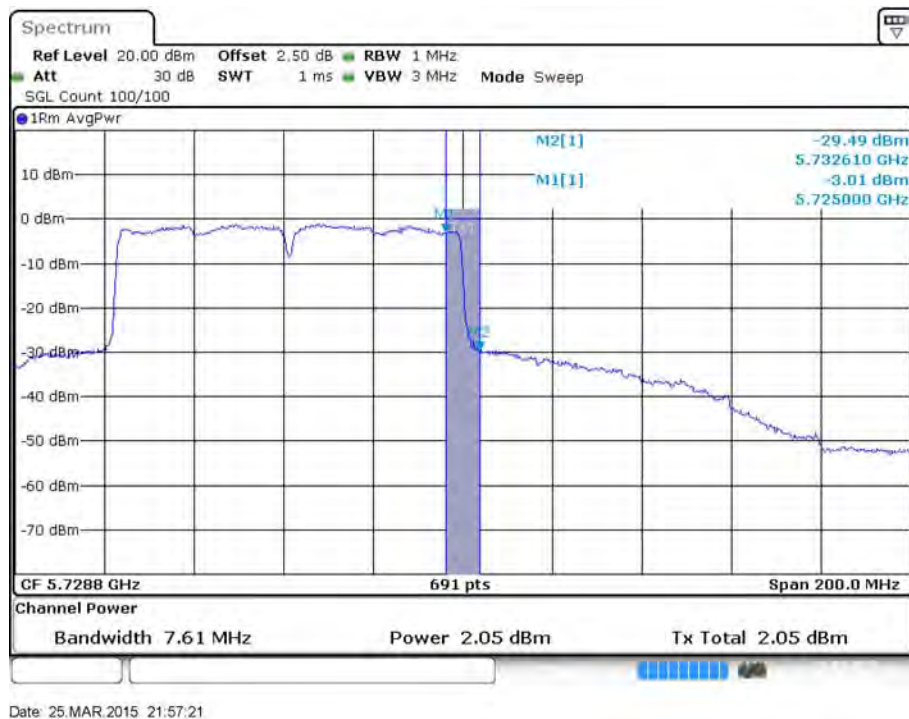
Conducted Output Power Plot on Configuration IEEE 802.11ac MCS0/Nss3 VHT80 / Chain 2 / 5690 MHz (UNII 2C)



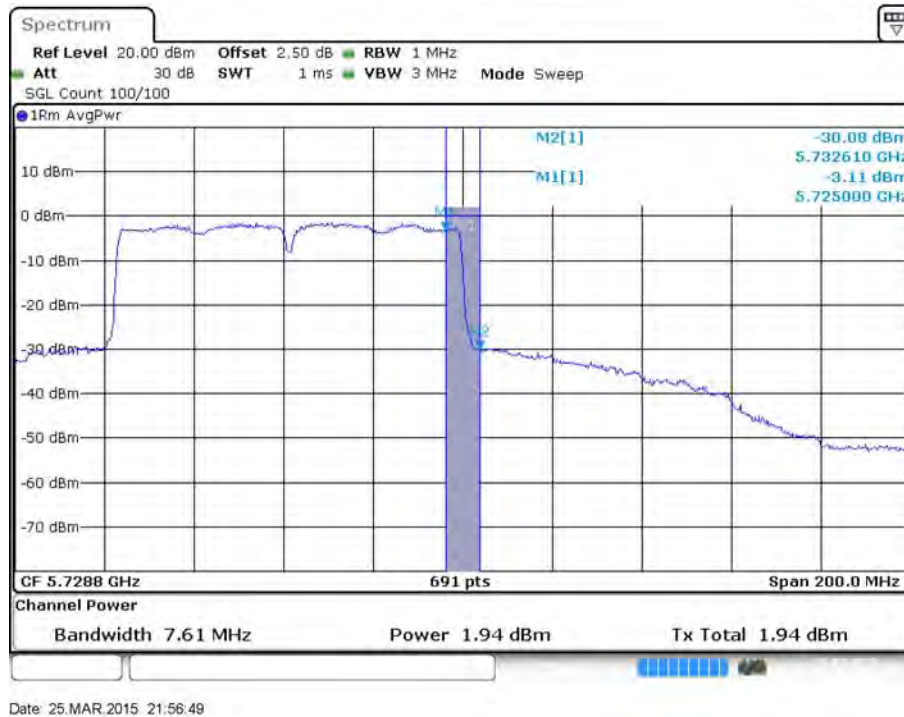
Conducted Output Power Plot on Configuration IEEE 802.11ac MCS0/Nss3 VHT80 / Chain 3 / 5690 MHz (UNII 2C)



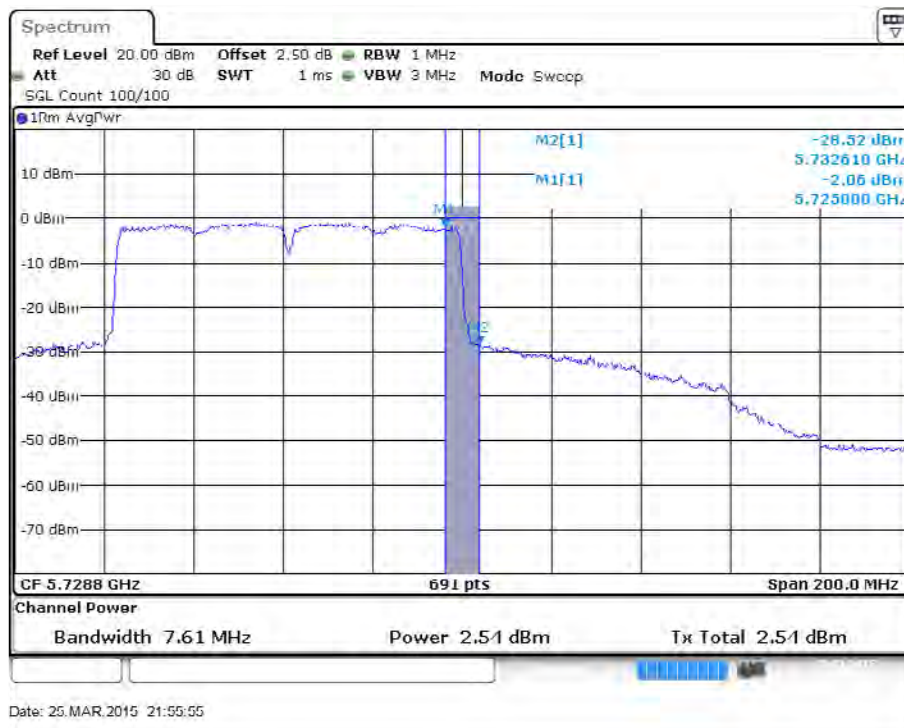
Conducted Output Power Plot on Configuration IEEE 802.11ac MCS0/Nss3 VHT80 / Chain 1 / 5690 MHz (UNII 3)



Conducted Output Power Plot on Configuration IEEE 802.11ac MCS0/Nss3 VHT80 / Chain 2 / 55690 MHz (UNII 3)

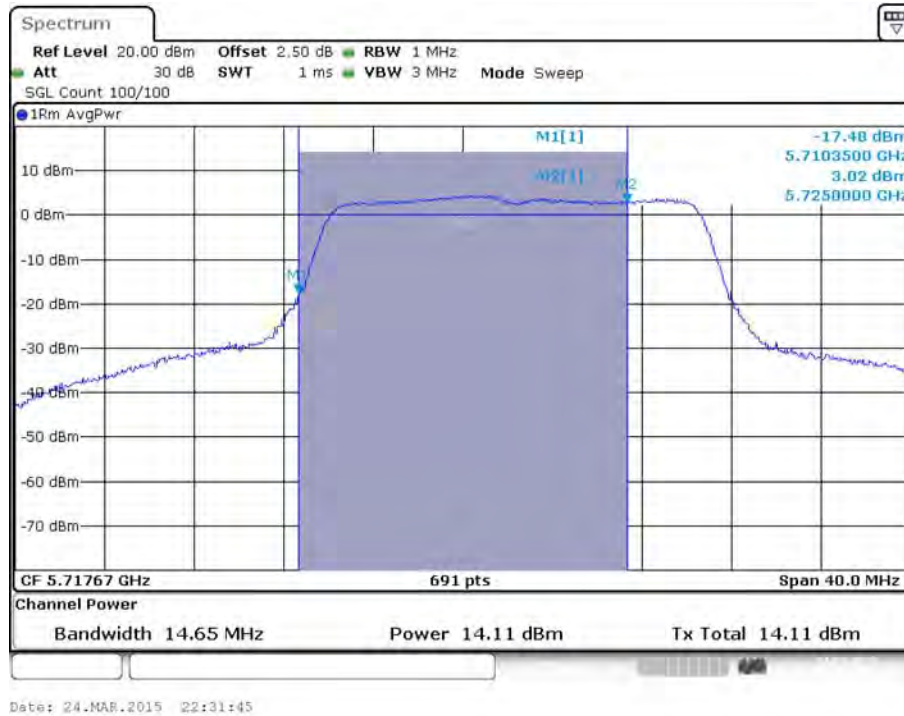


Conducted Output Power Plot on Configuration IEEE 802.11ac MCS0/Nss3 VHT80 / Chain 3 / 5690 MHz (UNII 3)

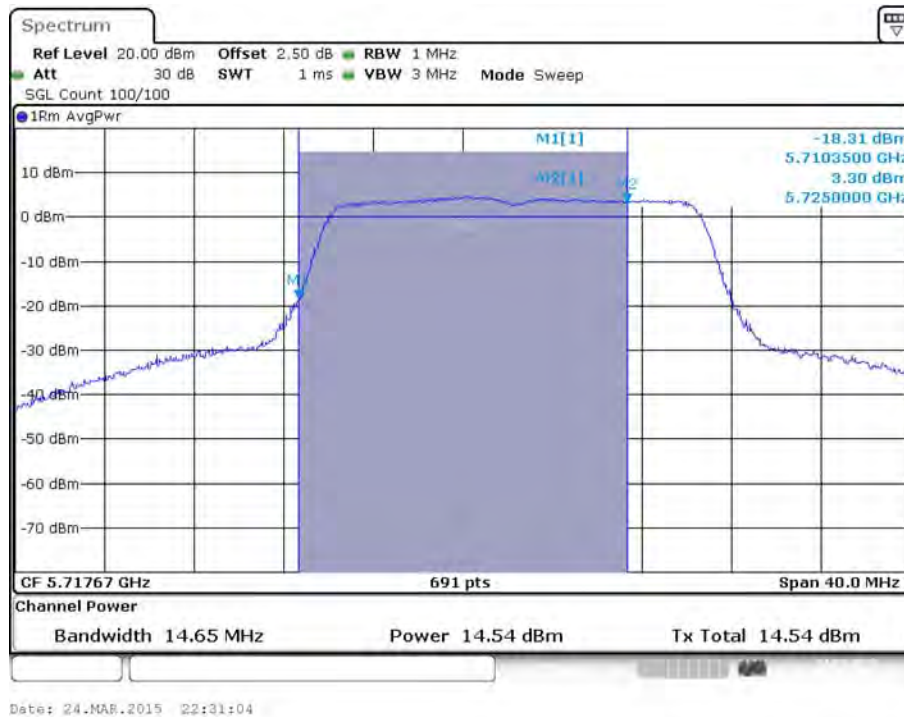


Mode 4 (Ant. 5 PCB antenna / 5.74dBi)

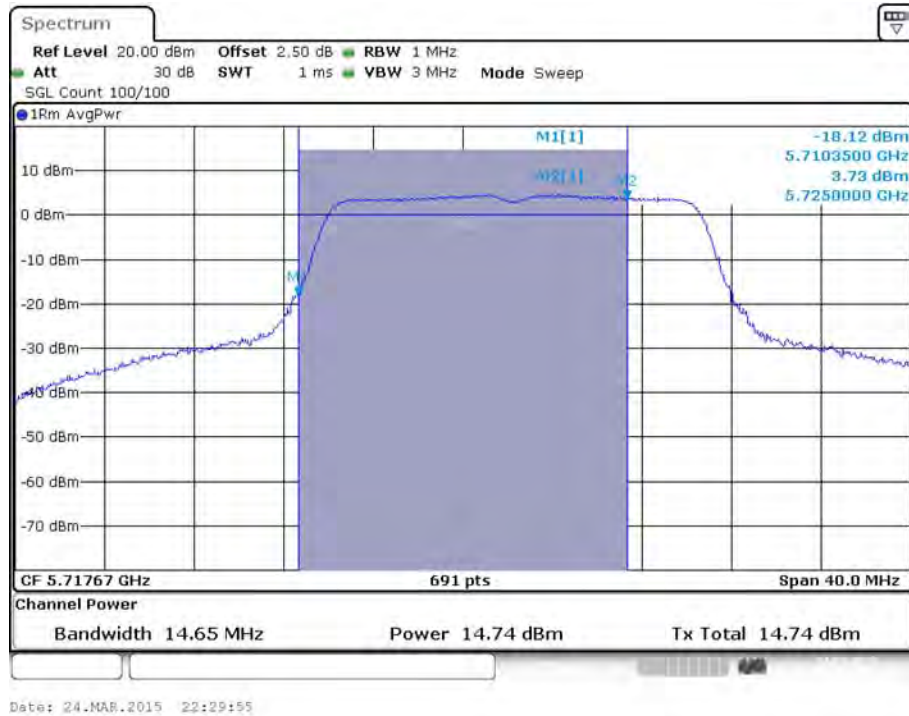
Conducted Output Power Plot on Configuration IEEE 802.11a / Chain 1 / 5720 MHz (UNII 2C)



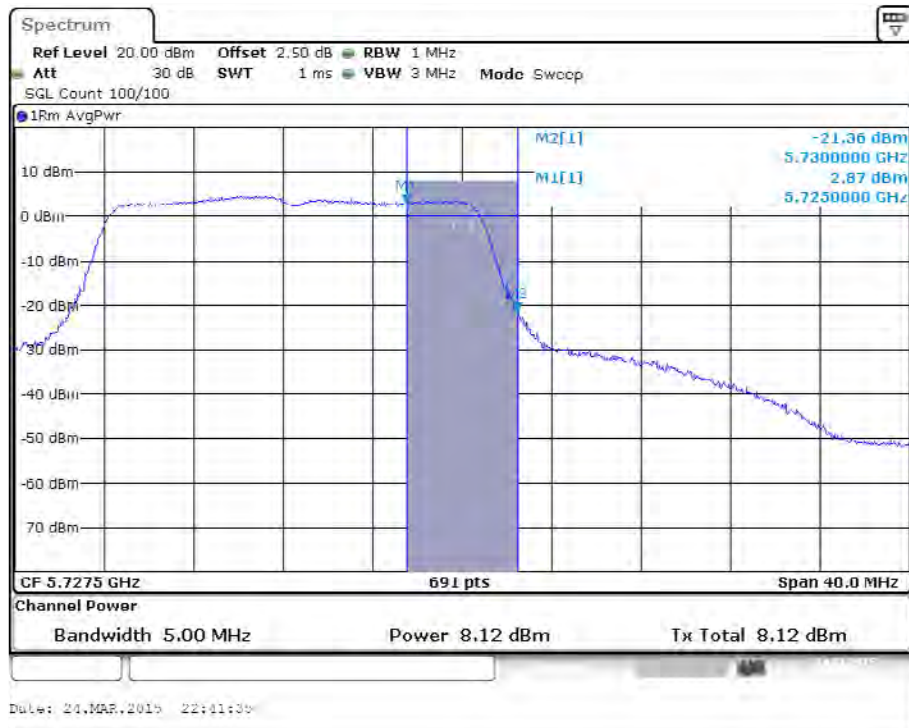
Conducted Output Power Plot on Configuration IEEE 802.11a / Chain 2 / 5720 MHz (UNII 2C)



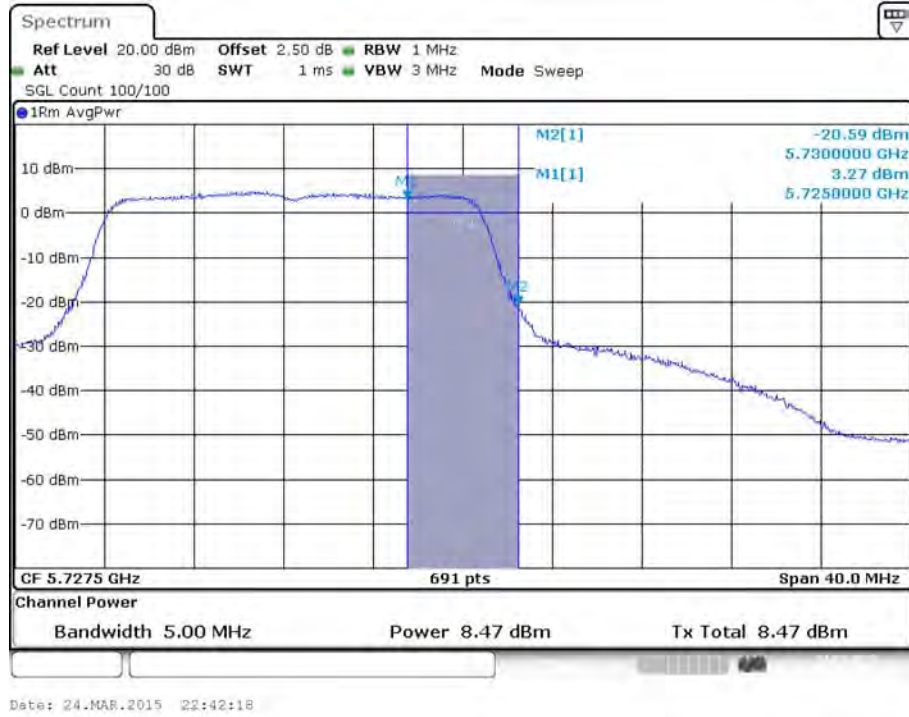
Conducted Output Power Plot on Configuration IEEE 802.11a / Chain 3 / 5720 MHz (UNII 2C)



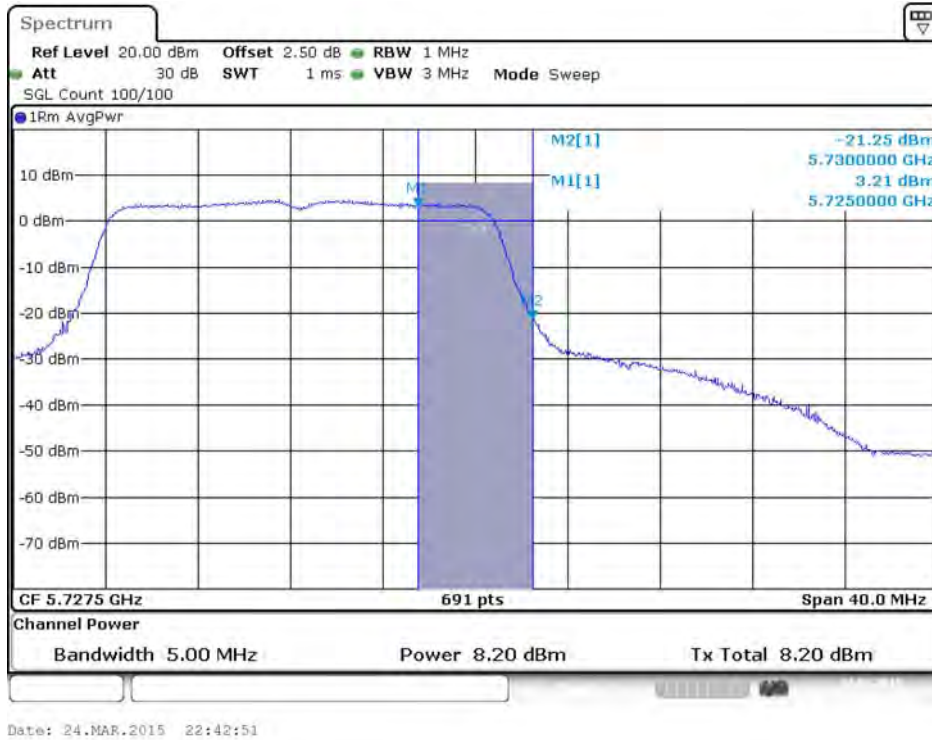
Conducted Output Power Plot on Configuration IEEE 802.11a / Chain 1 / 5720 MHz (UNII 3)



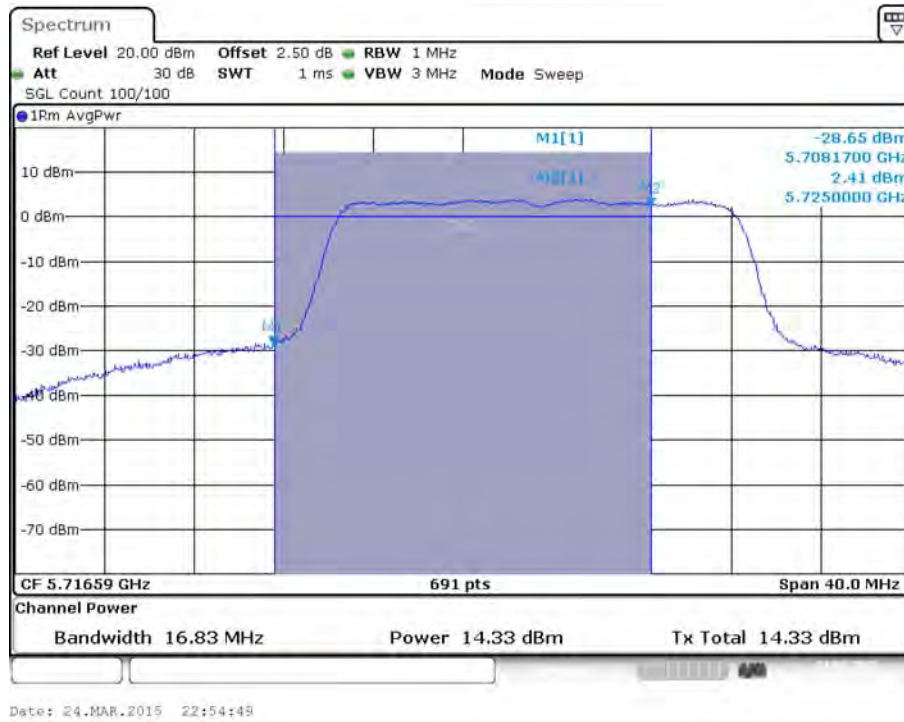
Conducted Output Power Plot on Configuration IEEE 802. 11a / Chain 2 / 5720 MHz (UNII 3)



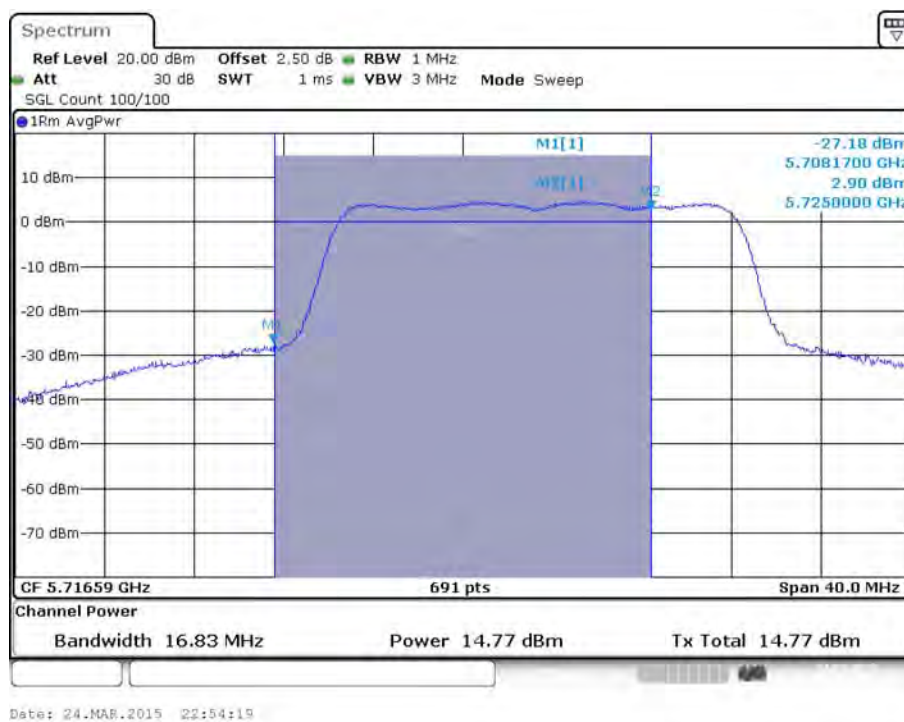
Conducted Output Power Plot on Configuration IEEE 802. 11a / Chain 3 / 5720 MHz (UNII 3)



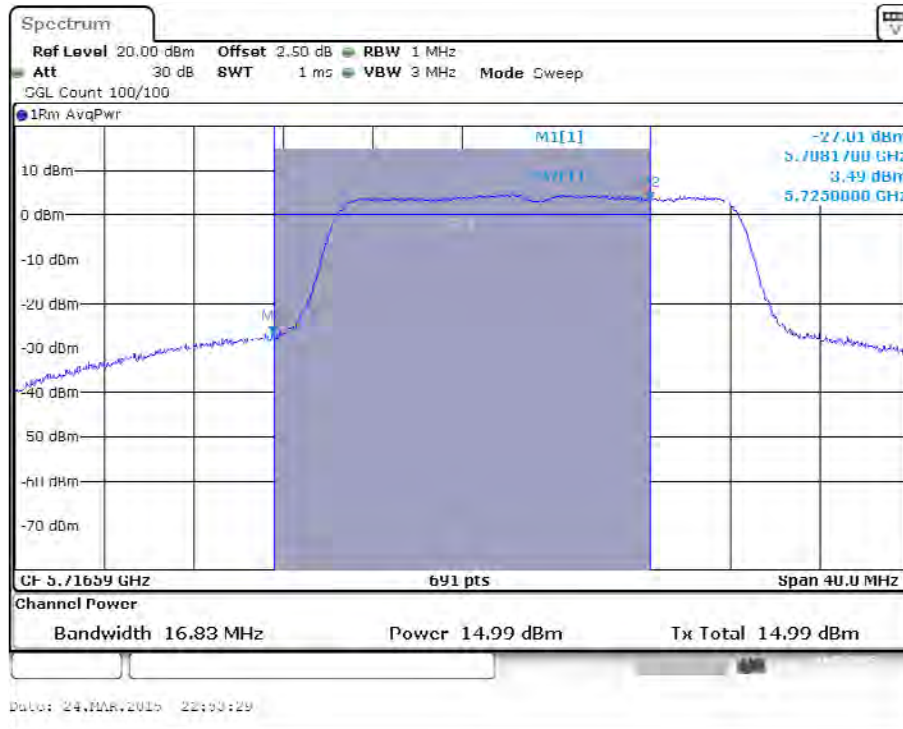
Conducted Output Power Plot on Configuration IEEE 802.11ac MCS0/Nss1 VHT20 / Chain 1 / 5720 MHz (UNII 2C)



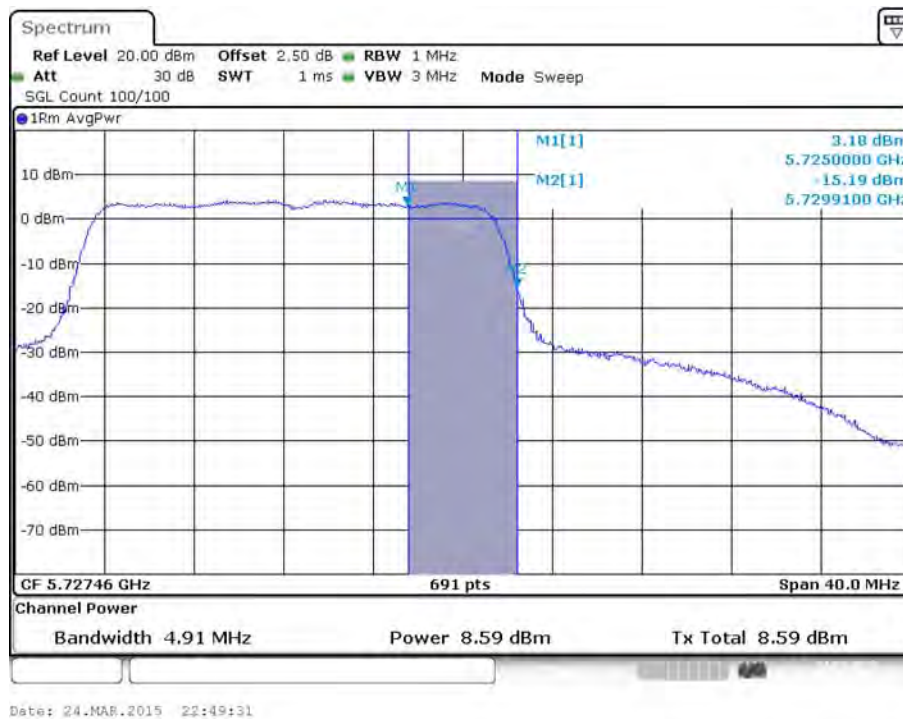
Conducted Output Power Plot on Configuration IEEE 802.11ac MCS0/Nss1 VHT20 / Chain 2 / 5720 MHz (UNII 2C)



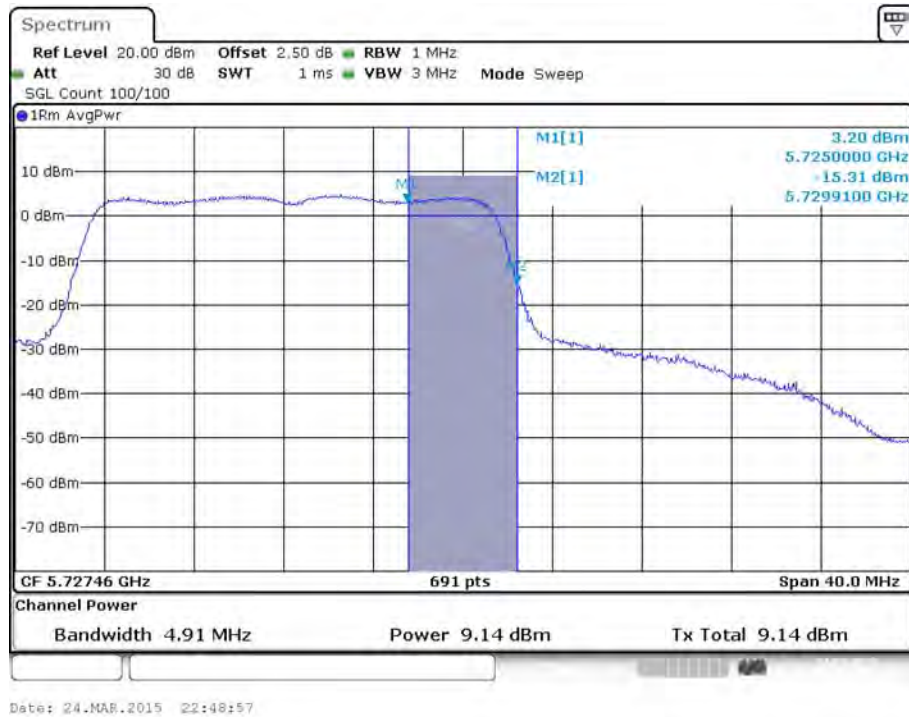
Conducted Output Power Plot on Configuration IEEE 802.11ac MCS0/Nss1 VHT20 / Chain 3 / 5720 MHz (UNII 2C)



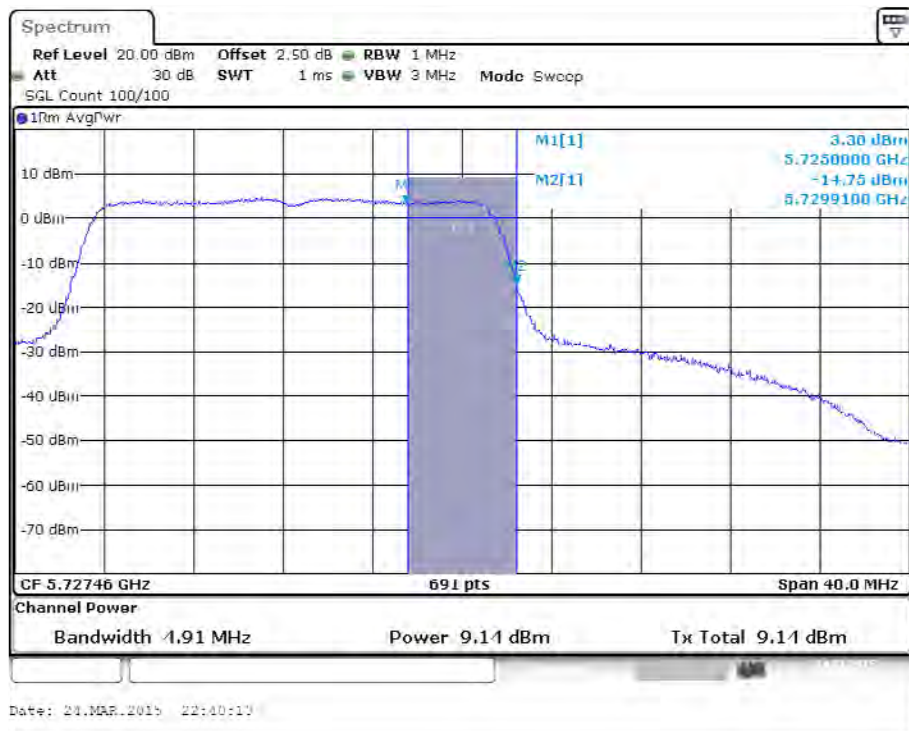
Conducted Output Power Plot on Configuration IEEE 802.11ac MCS0/Nss1 VHT20 / Chain 1 / 5720 MHz (UNII 3)



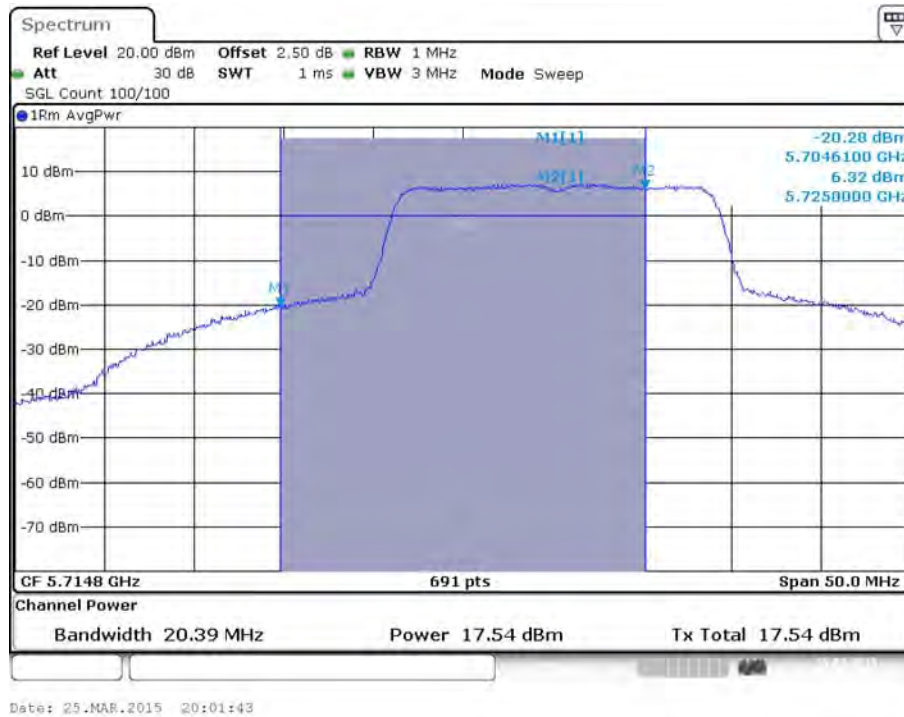
Conducted Output Power Plot on Configuration IEEE 802.11ac MCS0/Nss1 VHT20 / Chain 2 / 5720 MHz (UNII 3)



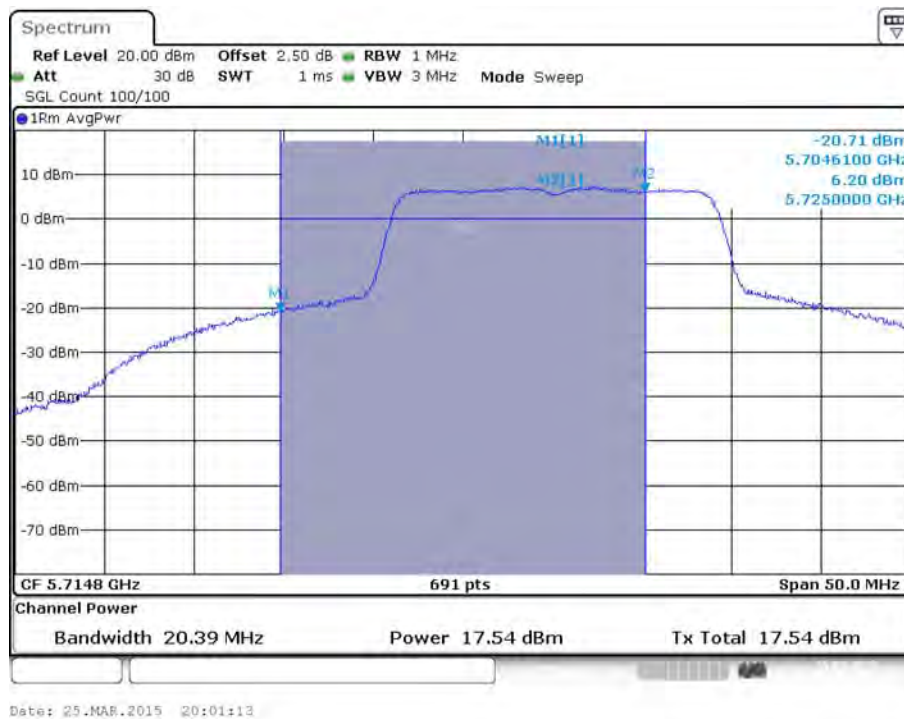
Conducted Output Power Plot on Configuration IEEE 802.11ac MCS0/Nss1 VHT20 / Chain 3 / 5720 MHz (UNII 3)



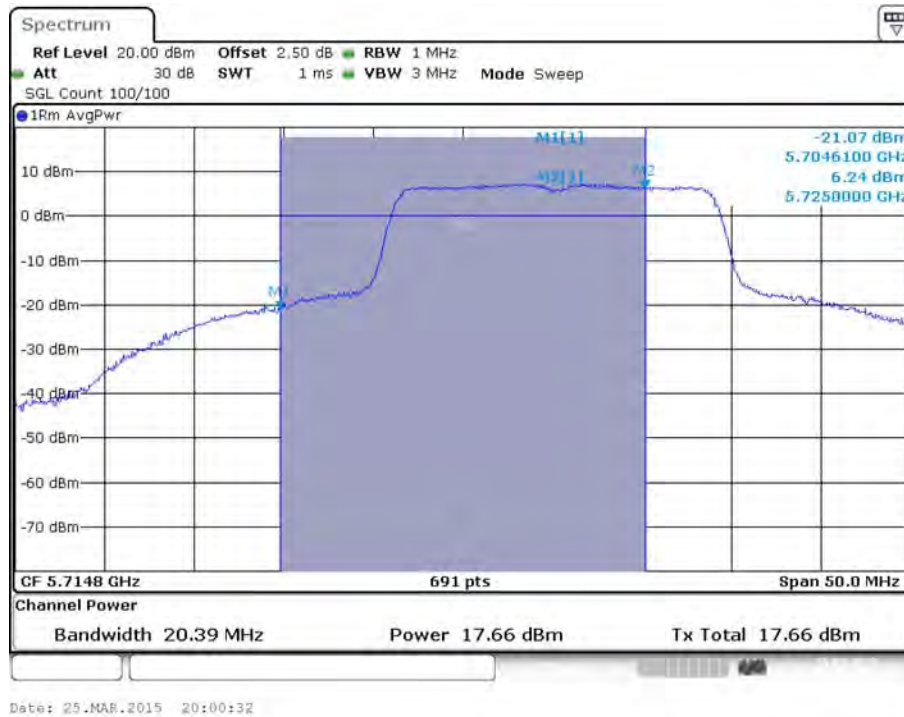
Conducted Output Power Plot on Configuration IEEE 802.11ac MCS0/Nss3 VHT20 / Chain 1 / 5720 MHz (UNII 2C)



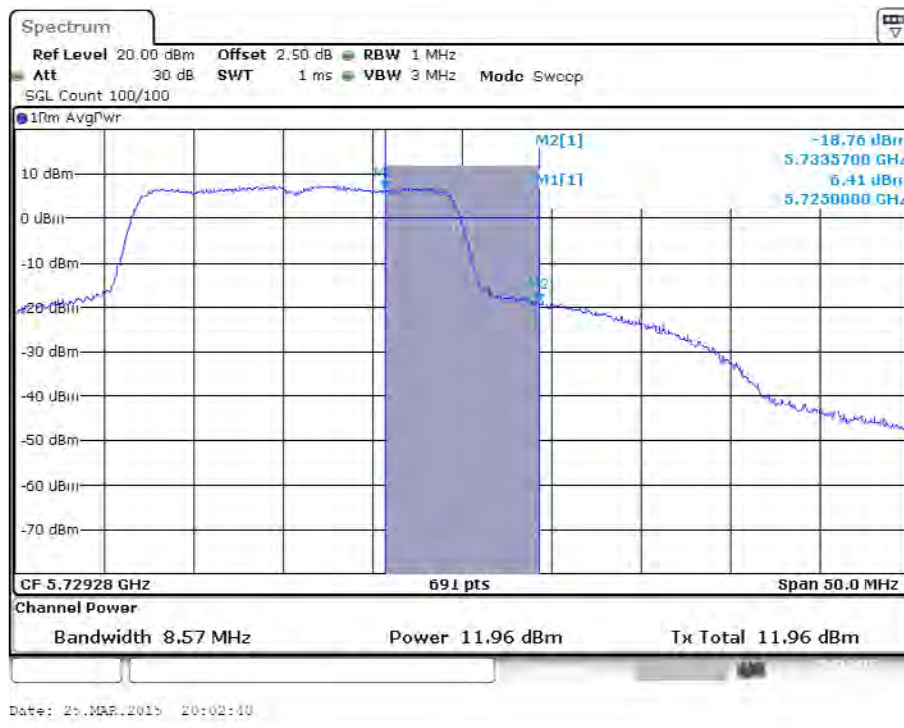
Conducted Output Power Plot on Configuration IEEE 802.11ac MCS0/Nss3 VHT20 / Chain 2 / 5720 MHz (UNII 2C)



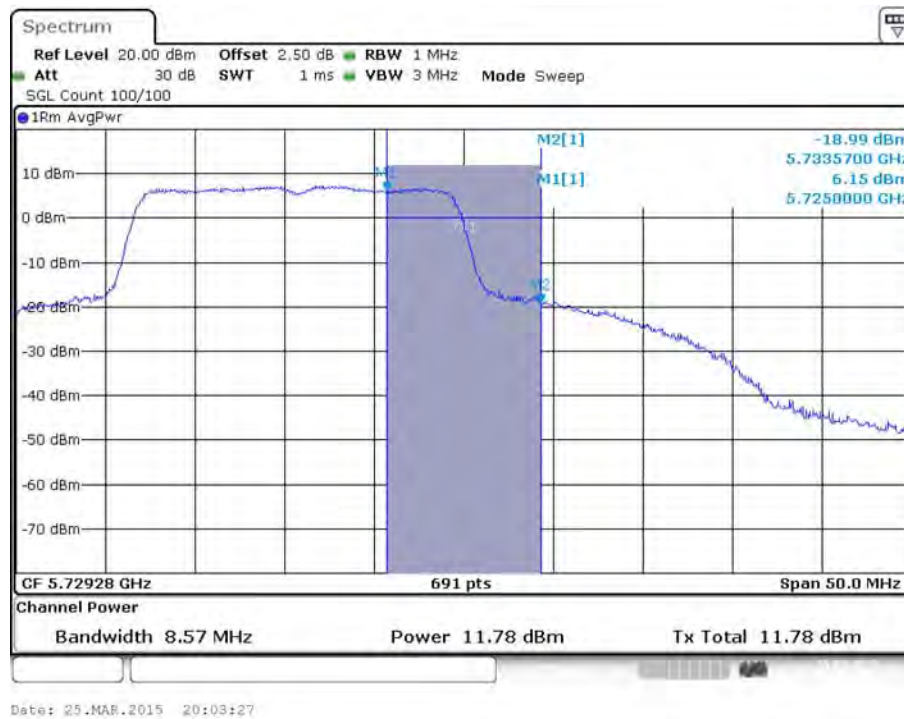
Conducted Output Power Plot on Configuration IEEE 802.11ac MCS0/Nss3 VHT20 / Chain 3 / 5720 MHz (UNII 2C)



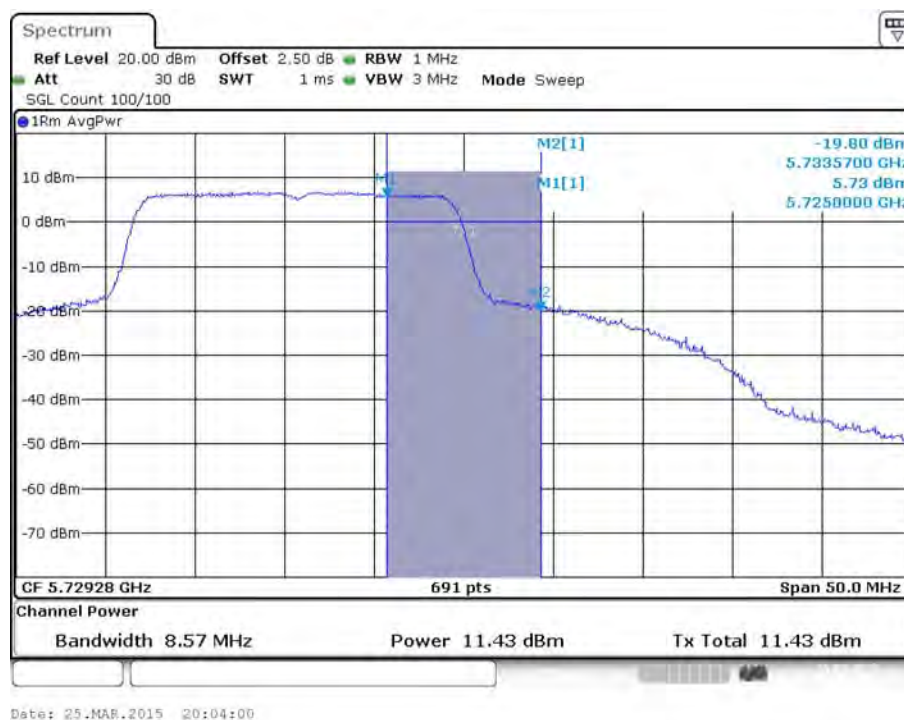
Conducted Output Power Plot on Configuration IEEE 802.11ac MCS0/Nss3 VHT20 / Chain 1 / 5720 MHz (UNII 3)



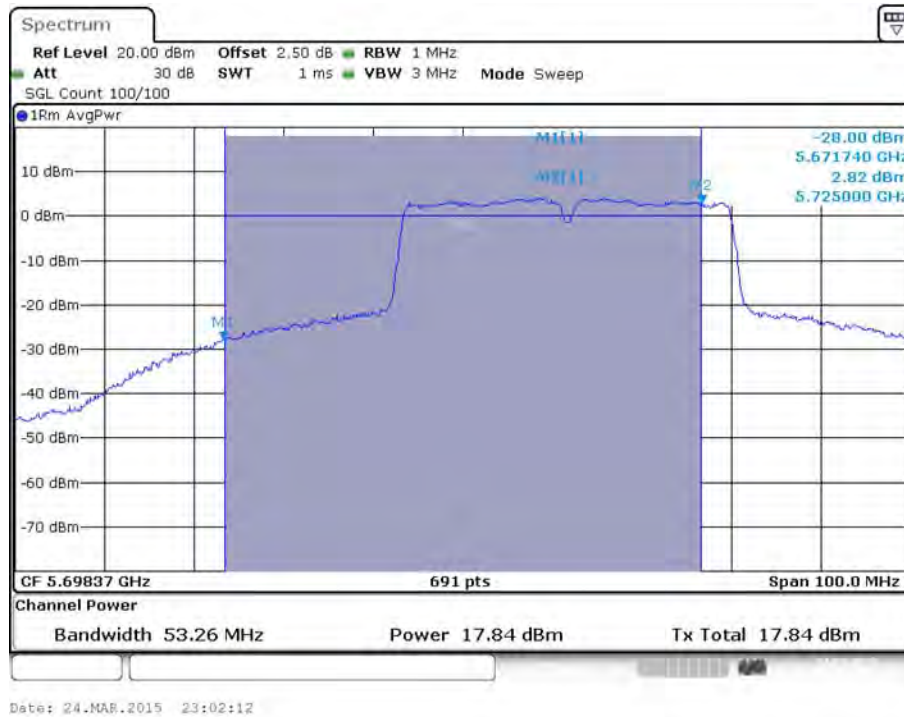
Conducted Output Power Plot on Configuration IEEE 802.11ac MCS0/Nss3 VHT20 / Chain 2 / 5720 MHz (UNII 3)



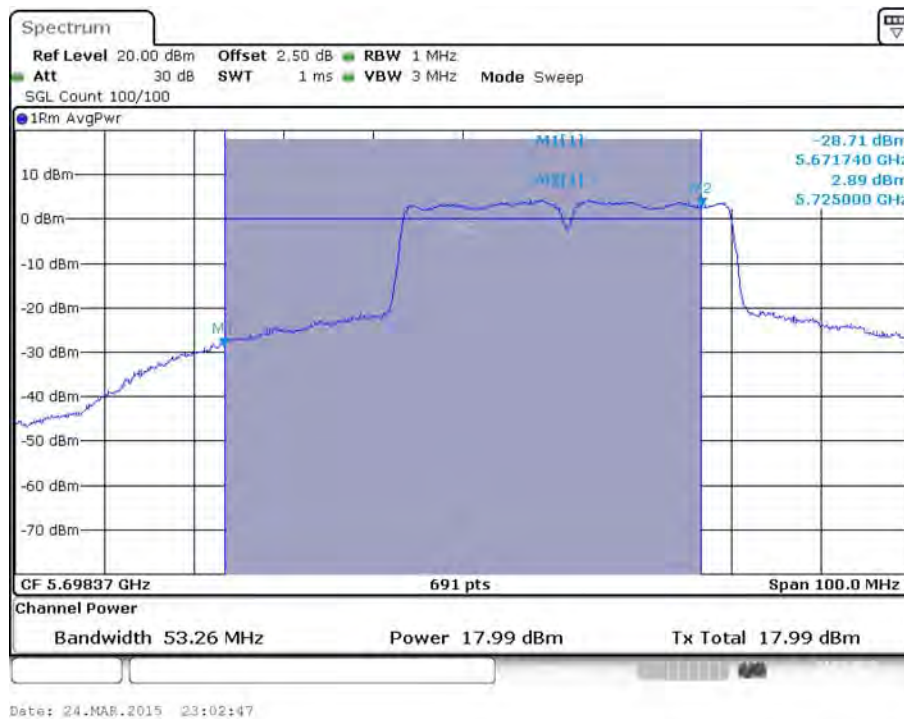
Conducted Output Power Plot on Configuration IEEE 802.11ac MCS0/Nss3 VHT20 / Chain 3 / 5720 MHz (UNII 3)



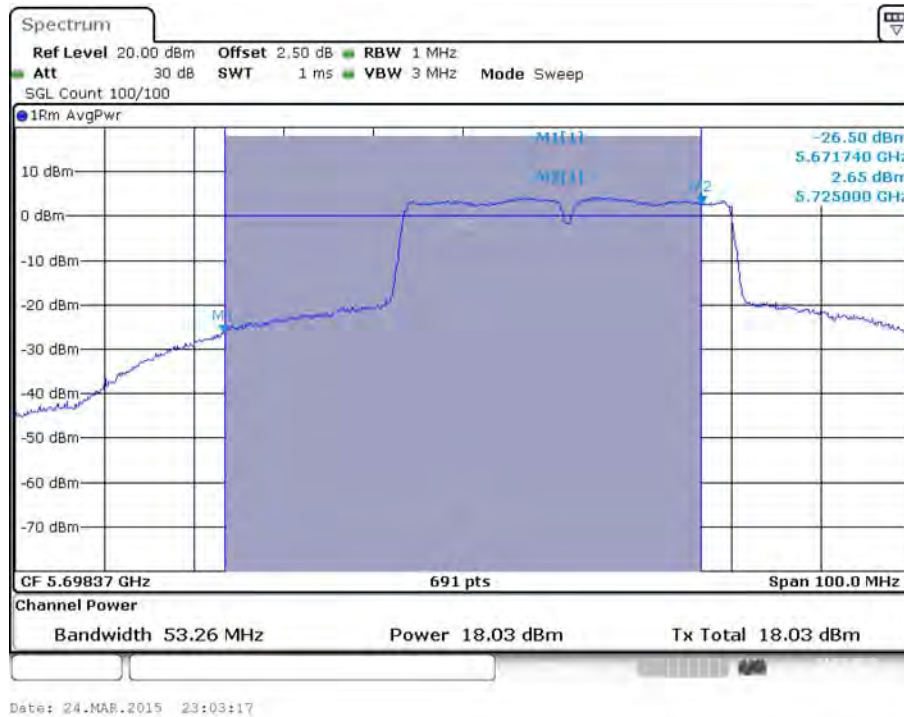
Conducted Output Power Plot on Configuration IEEE 802.11ac MCS0/Nss1 VHT40 / Chain 1 / 5710 MHz (UNII 2C)



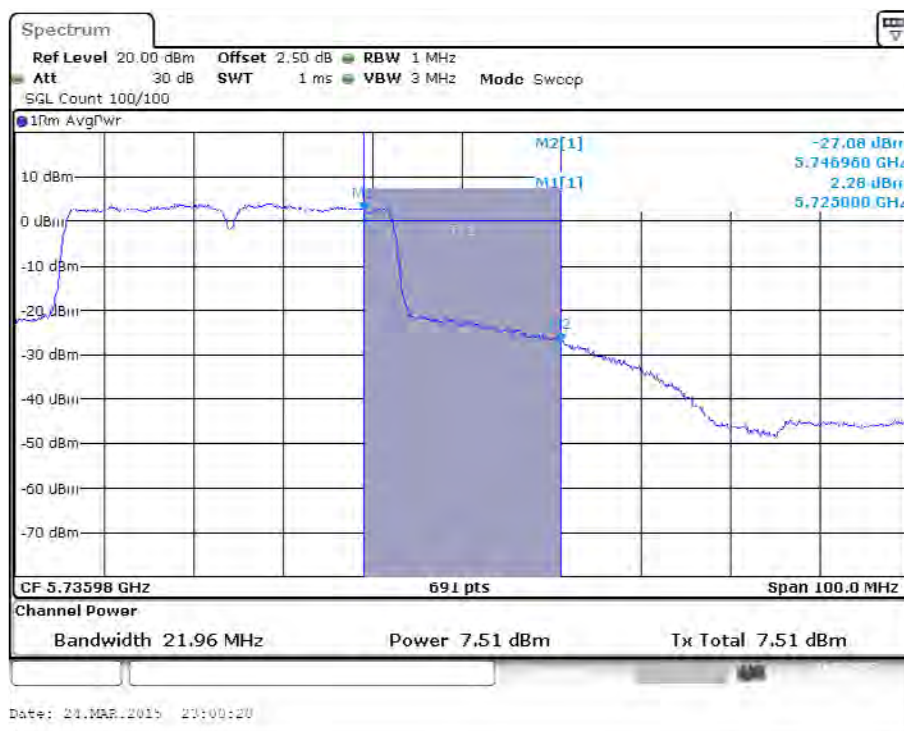
Conducted Output Power Plot on Configuration IEEE 802.11ac MCS0/Nss1 VHT40 / Chain 2 / 5710 MHz (UNII 2C)



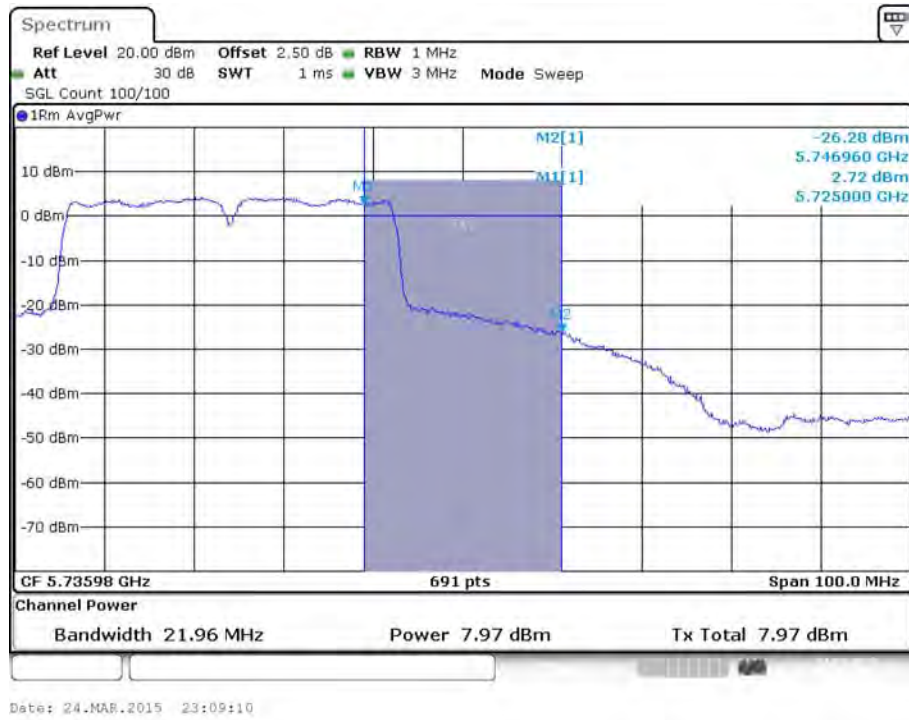
Conducted Output Power Plot on Configuration IEEE 802.11ac MCS0/Nss1 VHT40 / Chain 3 / 5710 MHz (UNII 2C)



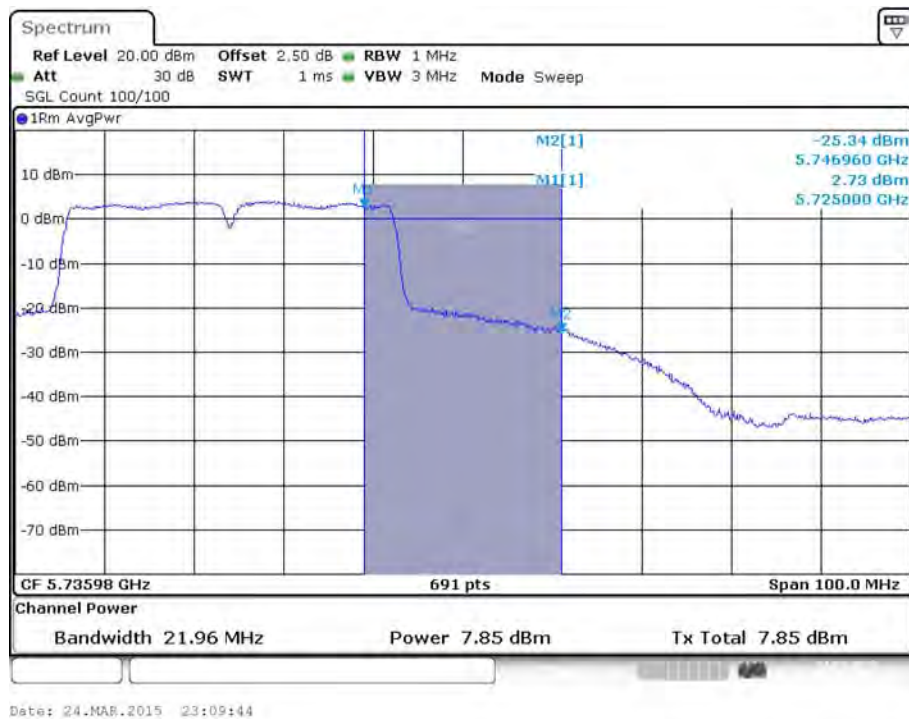
Conducted Output Power Plot on Configuration IEEE 802.11ac MCS0/Nss1 VHT40 / Chain 1 / 5710 MHz (UNII 3)



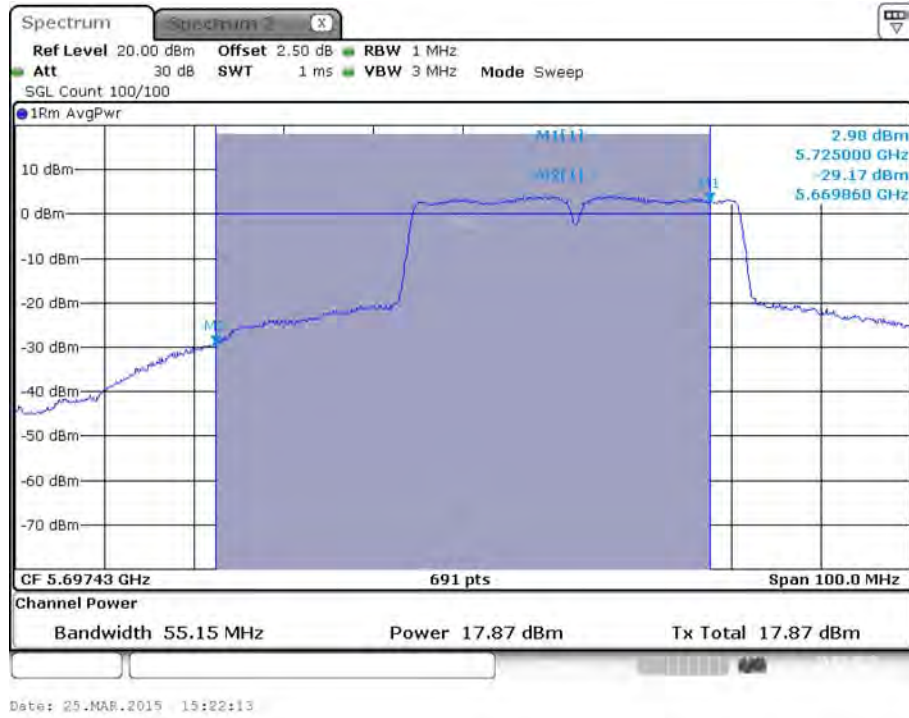
Conducted Output Power Plot on Configuration IEEE 802.11ac MCS0/Nss1 VHT40 / Chain 2 / 5710 MHz (UNII 3)



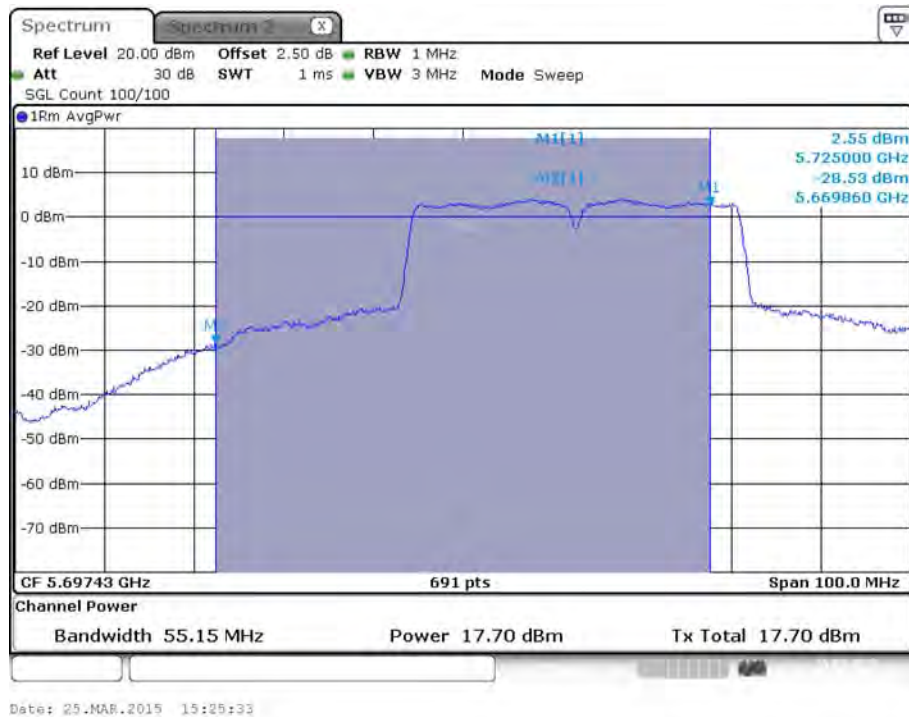
Conducted Output Power Plot on Configuration IEEE 802.11ac MCS0/Nss1 VHT40 / Chain 3 / 5710 MHz (UNII 3)



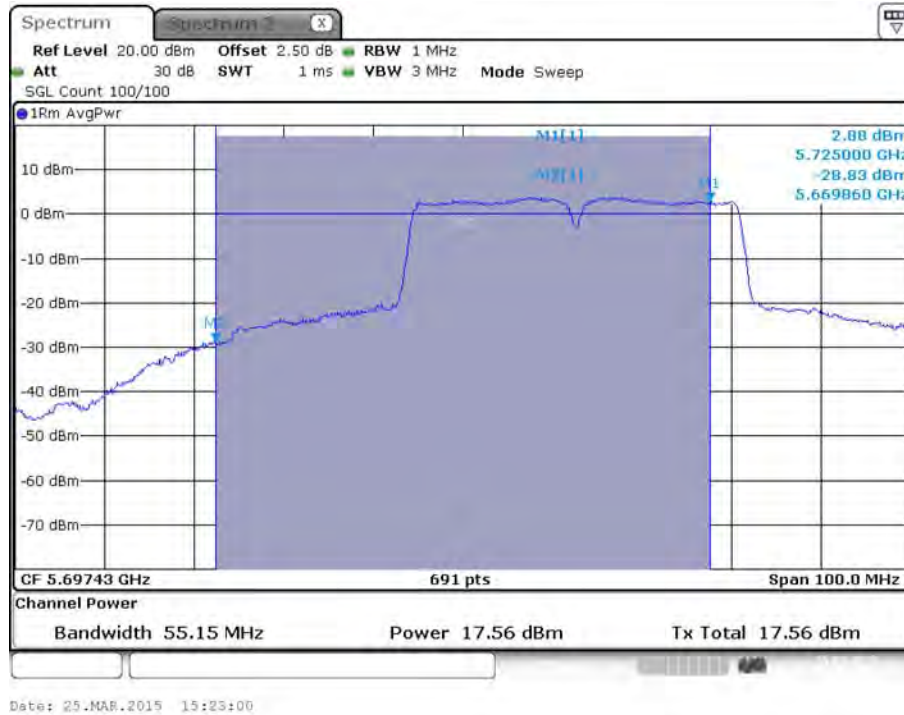
Conducted Output Power Plot on Configuration IEEE 802.11ac MCS0/Nss3 VHT40 / Chain 1 / 5710 MHz (UNII 2C)



Conducted Output Power Plot on Configuration IEEE 802.11ac MCS0/Nss3 VHT40 / Chain 2 / 5710 MHz (UNII 2C)



Conducted Output Power Plot on Configuration IEEE 802.11ac MCS0/Nss3 VHT40 / Chain 3 / 5710 MHz (UNII 2C)



Conducted Output Power Plot on Configuration IEEE 802.11ac MCS0/Nss3 VHT40 / Chain 1 / 5710 MHz (UNII 3)



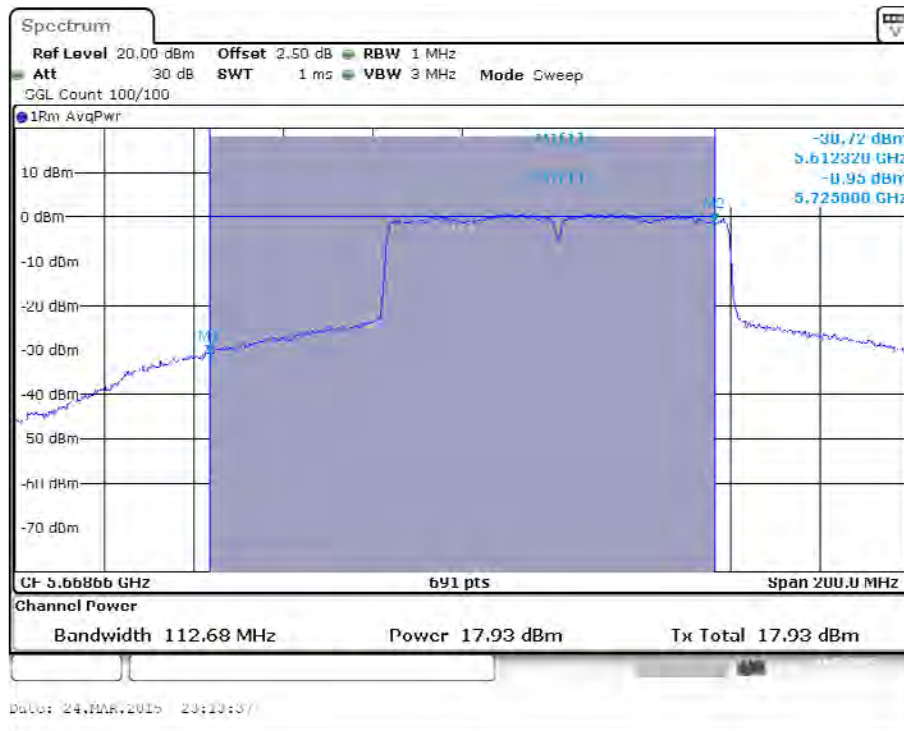
Conducted Output Power Plot on Configuration IEEE 802.11ac MCS0/Nss3 VHT40 / Chain 2 / 5710 MHz (UNII 3)



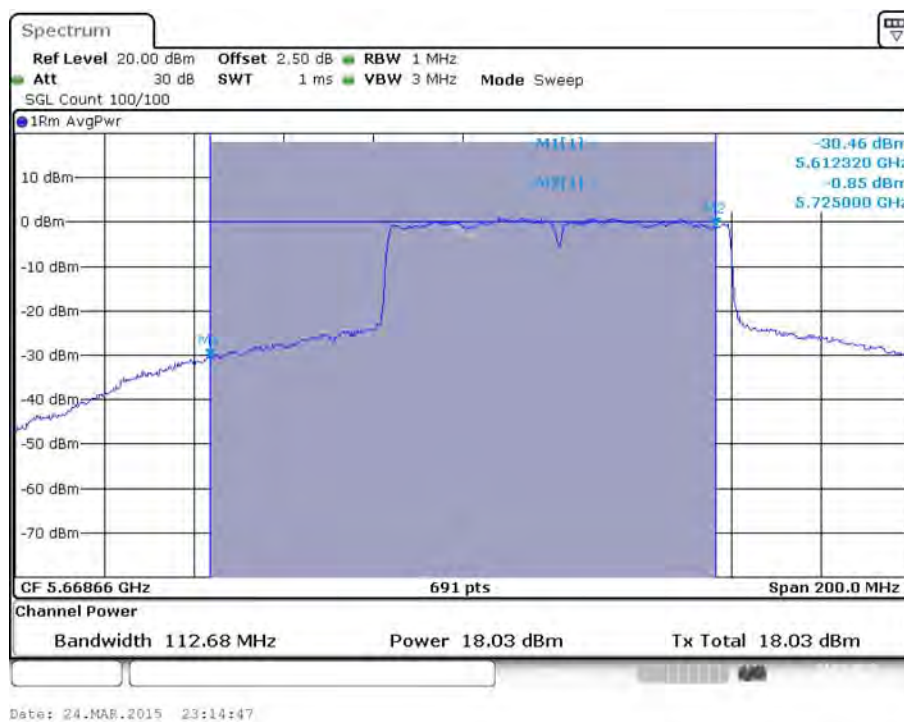
Conducted Output Power Plot on Configuration IEEE 802.11ac MCS0/Nss3 VHT40 / Chain 3 / 5710 MHz (UNII 3)



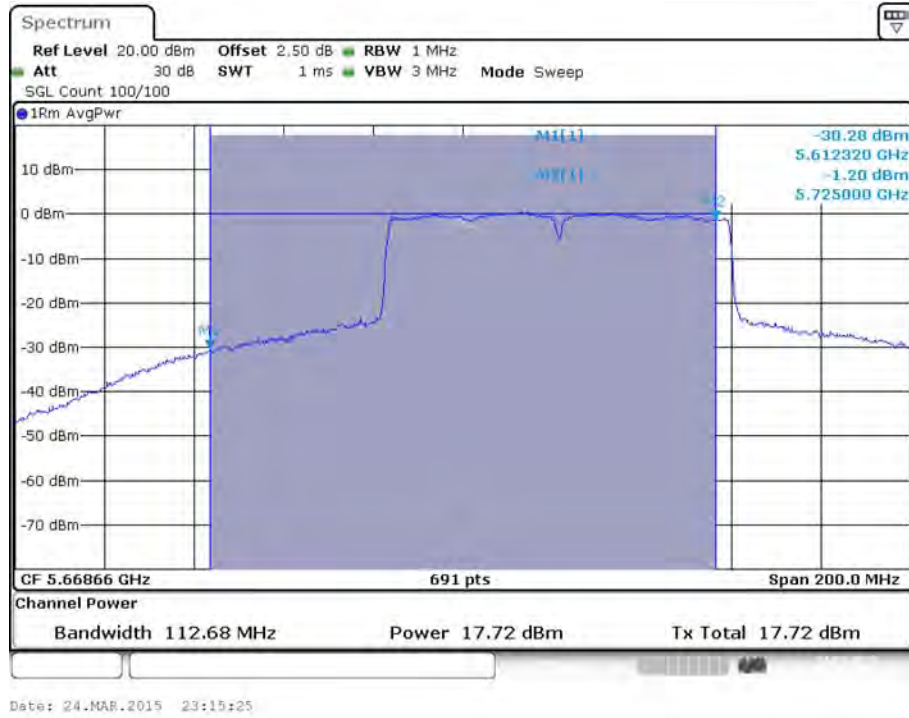
Conducted Output Power Plot on Configuration IEEE 802.11ac MCS0/Nss1 VHT80 / Chain 1 / 5690 MHz (UNII 2C)



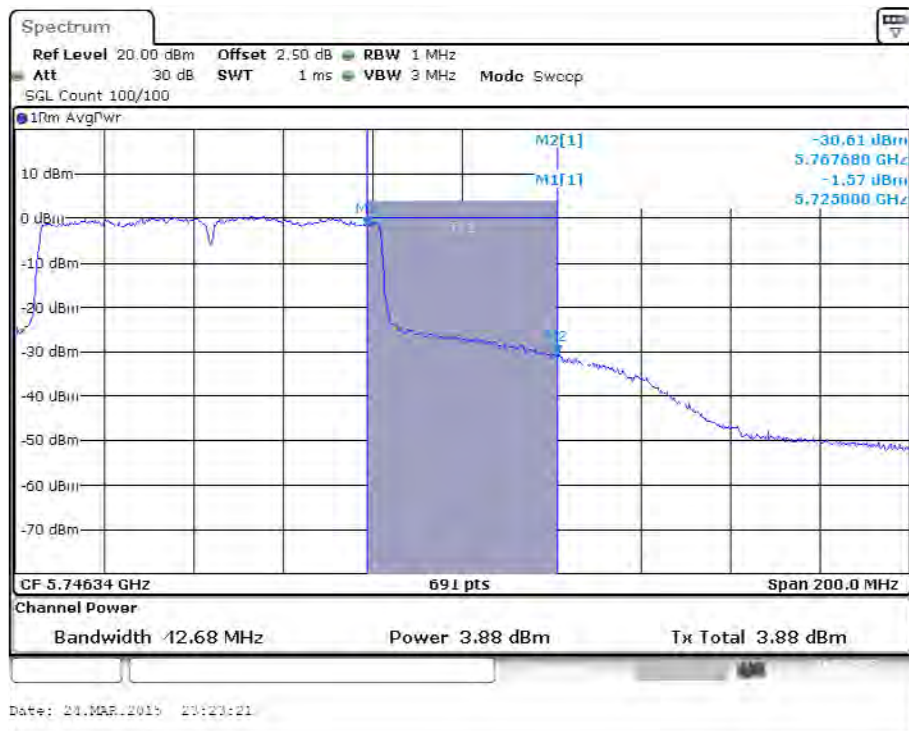
Conducted Output Power Plot on Configuration IEEE 802.11ac MCS0/Nss1 VHT80 / Chain 2 / 5690 MHz (UNII 2C)



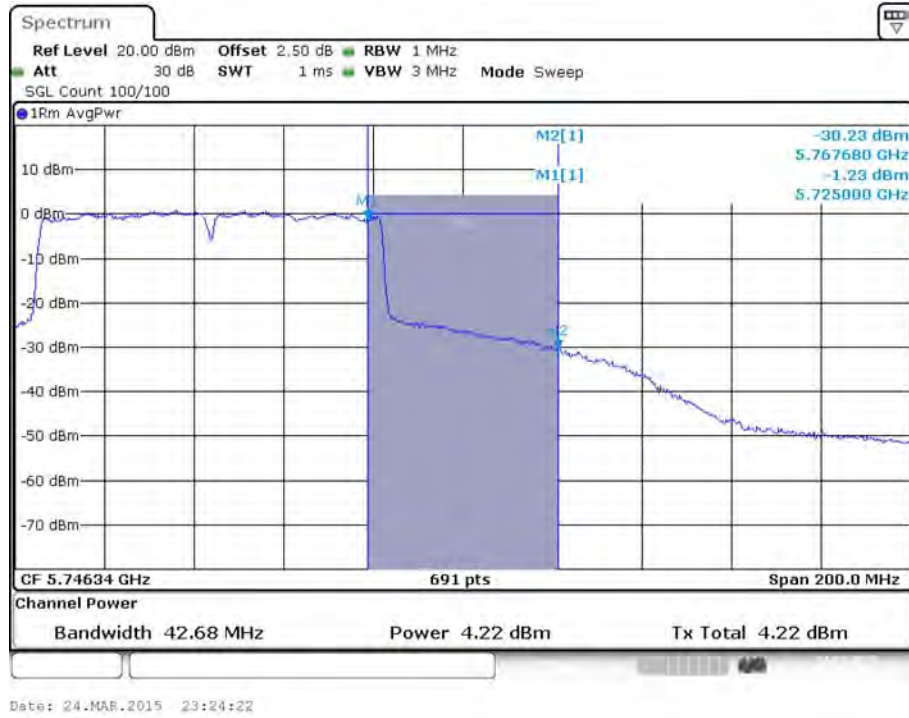
Conducted Output Power Plot on Configuration IEEE 802.11ac MCS0/Nss1 VHT80 / Chain 3 / 5690 MHz (UNII 2C)



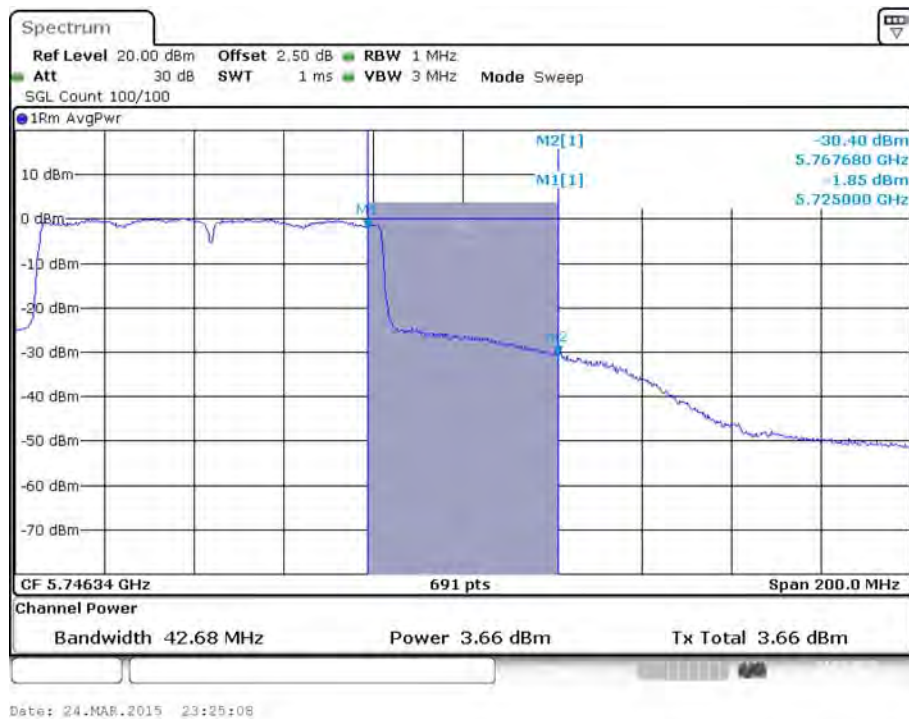
Conducted Output Power Plot on Configuration IEEE 802.11ac MCS0/Nss1 VHT80 / Chain 1 / 5690 MHz (UNII 3)



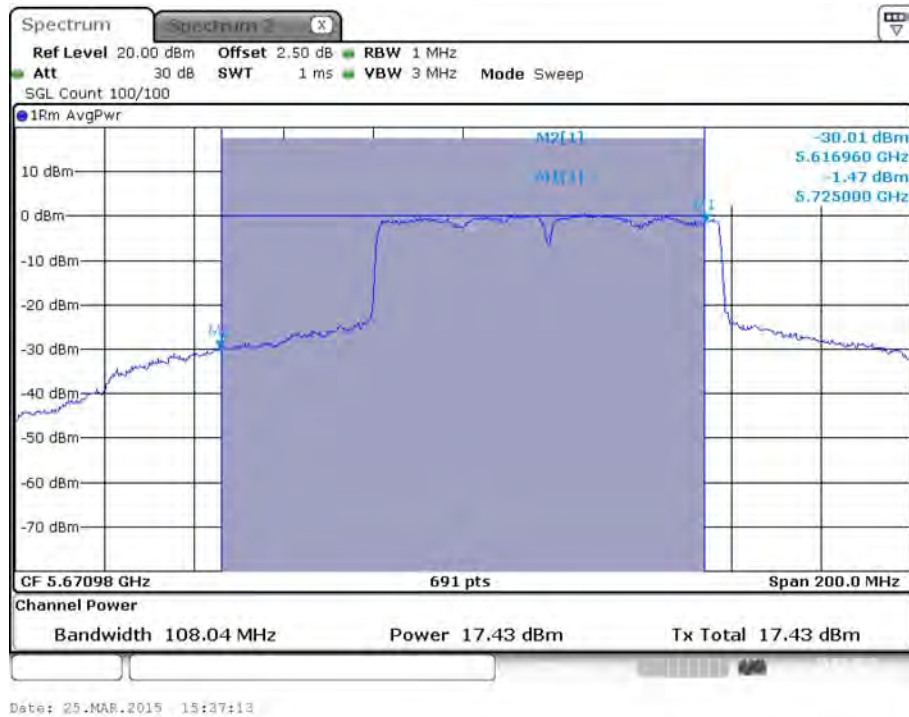
Conducted Output Power Plot on Configuration IEEE 802.11ac MCS0/Nss1 VHT80 / Chain 2 / 5690 MHz (UNII 3)



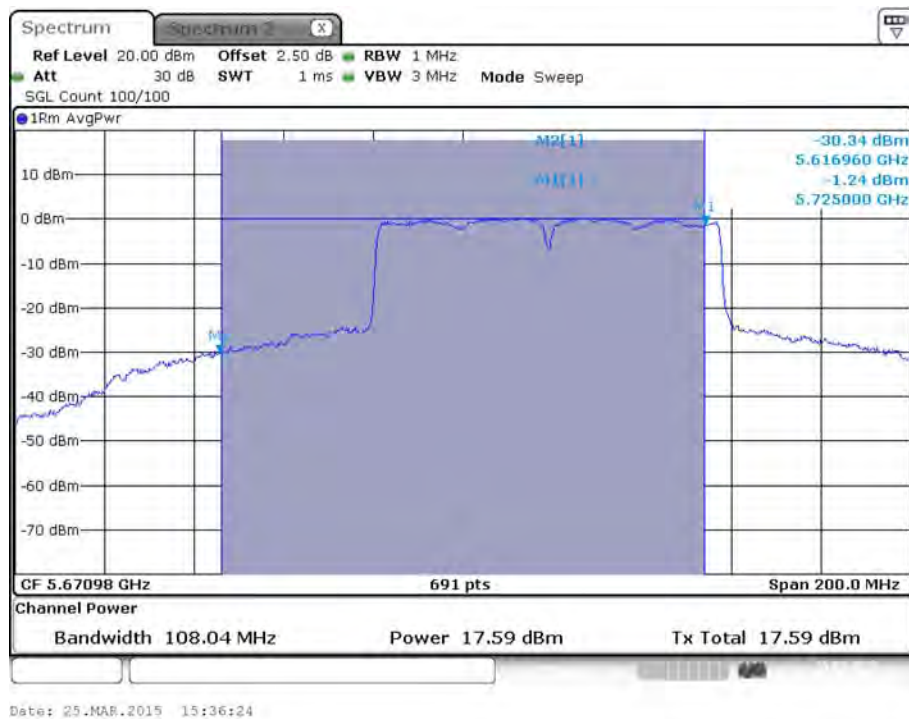
Conducted Output Power Plot on Configuration IEEE 802.11ac MCS0/Nss1 VHT80 / Chain 3 / 5690 MHz (UNII 3)



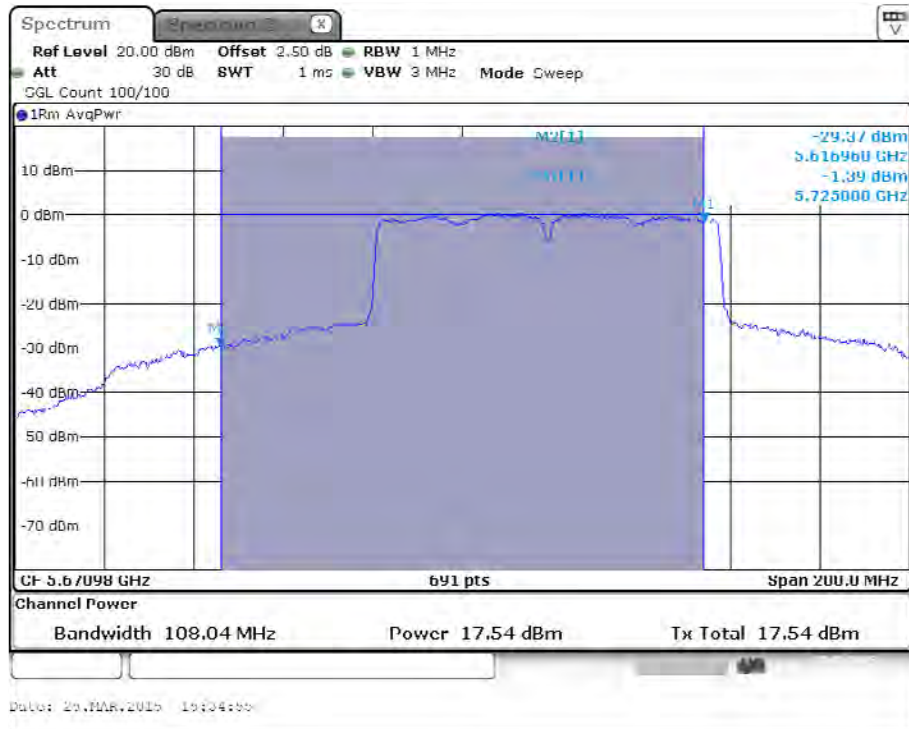
Conducted Output Power Plot on Configuration IEEE 802.11ac MCS0/Nss3 VHT80 / Chain 1 / 5690 MHz (UNII 2C)



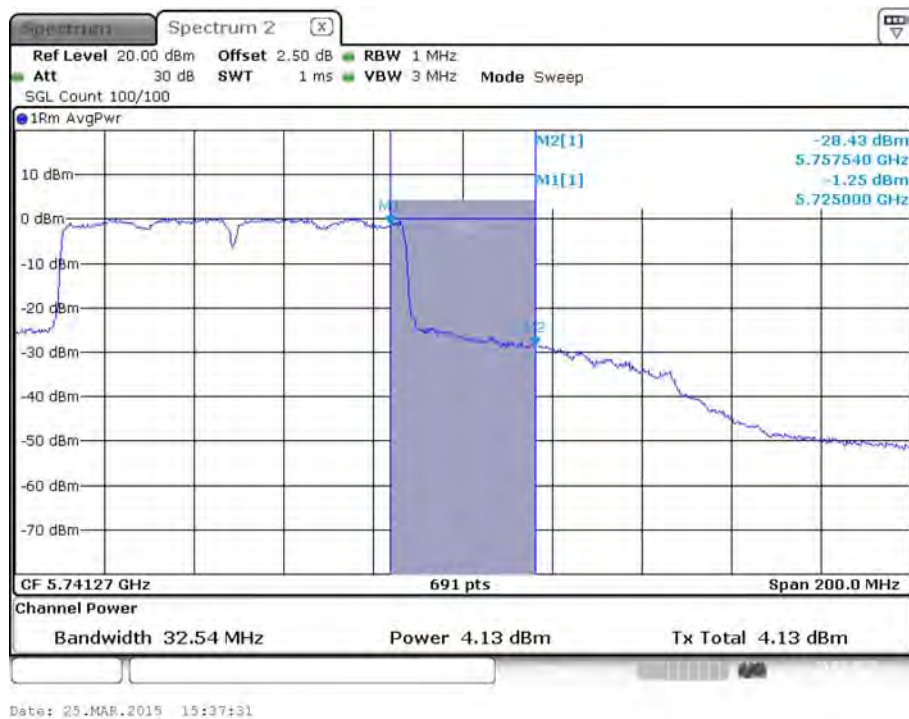
Conducted Output Power Plot on Configuration IEEE 802.11ac MCS0/Nss3 VHT80 / Chain 2 / 5690 MHz (UNII 2C)



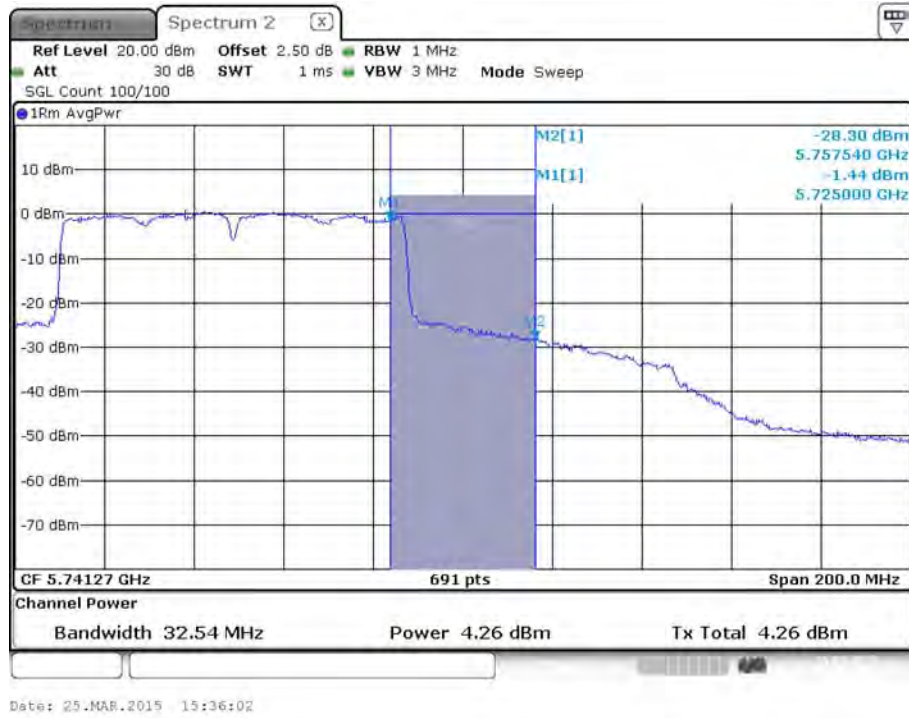
Conducted Output Power Plot on Configuration IEEE 802.11ac MCS0/Nss3 VHT80 / Chain 3 / 5690 MHz (UNII 2C)



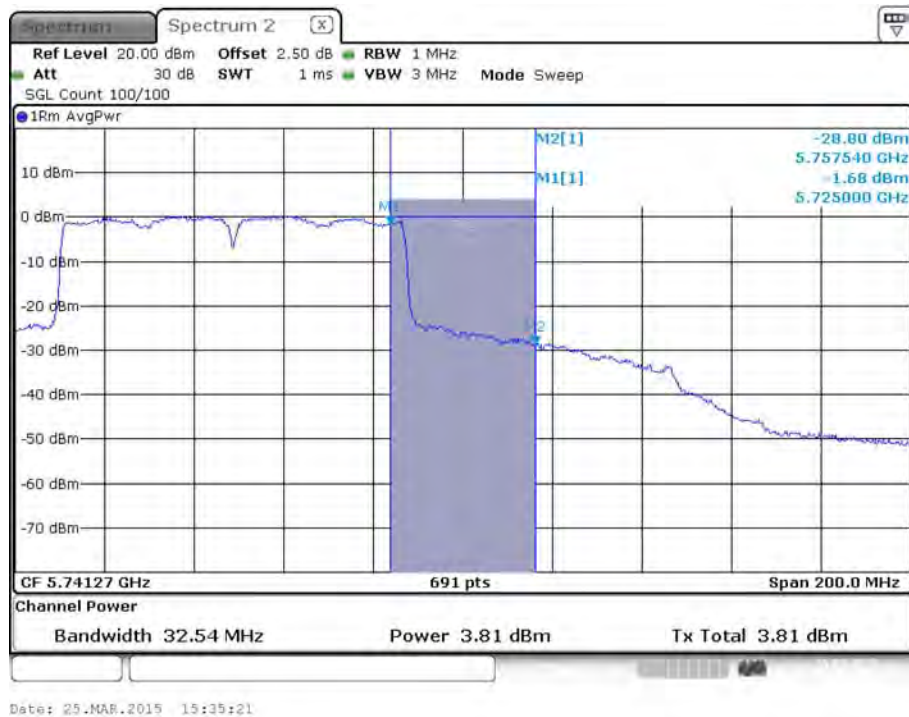
Conducted Output Power Plot on Configuration IEEE 802.11ac MCS0/Nss3 VHT80 / Chain 1 / 5690 MHz (UNII 3)



Conducted Output Power Plot on Configuration IEEE 802.11ac MCS0/Nss3 VHT80 / Chain 2 / 55690 MHz (UNII 3)



Conducted Output Power Plot on Configuration IEEE 802.11ac MCS0/Nss3 VHT80 / Chain 3 / 5690 MHz (UNII 3)



4.4. Power Spectral Density Measurement

4.4.1. Limit

The following table is power spectral density limits and decrease power density limit rule refer to section 4.3.1.

Frequency Band		Limit
<input checked="" type="checkbox"/>	5.15~5.25 GHz	
	Operating Mode	
<input type="checkbox"/>	Outdoor access point	17 dBm/MHz
<input checked="" type="checkbox"/>	Indoor access point	17 dBm/MHz
<input checked="" type="checkbox"/>	Fixed point-to-point access points	17 dBm/MHz
<input type="checkbox"/>	Mobile and portable client devices	11 dBm/MHz
<input checked="" type="checkbox"/>	5.25-5.35 GHz	11 dBm/MHz
<input checked="" type="checkbox"/>	5.470-5.725 GHz	11 dBm/MHz
<input checked="" type="checkbox"/>	5.725~5.85 GHz	30 dBm/500kHz

4.4.2. Measuring Instruments and Setting

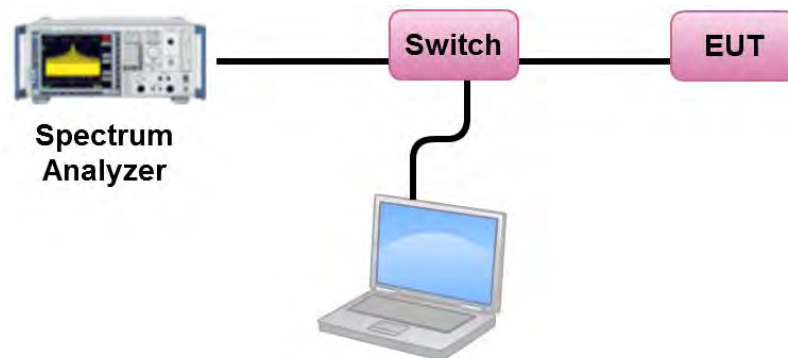
Please refer to section 5 of equipments list in this report. The following table is the setting of the spectrum analyzer.

Spectrum Parameter	Setting
Attenuation	Auto
Span Frequency	Encompass the entire emissions bandwidth (EBW) of the signal
RBW	1000 kHz
VBW	3000 kHz
Detector	RMS
Trace	AVERAGE
Sweep Time	Auto
Trace Average	100 times
Note: If measurement bandwidth of Maximum PSD is specified in 500 kHz, add $10\log(500\text{kHz}/\text{RBW})$ to the measured result, whereas RBW (< 500 kHz) is the reduced resolution bandwidth of the spectrum analyzer set during measurement.	

4.4.3. Test Procedures

1. The transmitter output (antenna port) was connected RF switch to the spectrum analyzer.
2. Test was performed in accordance with KDB789033 D02 v01 for Compliance Testing of Unlicensed National Information Infrastructure (U-NII) Devices - section (F) Maximum Power Spectral Density (PSD).
3. Multiple antenna systems was performed in accordance KDB662911 D01 v02r01 in-Band Power Spectral Density (PSD) Measurements (a) Measure and sum the spectra across the outputs.
4. When measuring first spectral bin of output 1 is summed with that in the first spectral bin of output 2 and that from the first spectral bin of output 3 and so on up to the Nth output to obtain the value for the first frequency bin of the summed spectrum. The summed spectrum value for each of the other frequency bins is computed in the same way.
5. For 5.725~5.85 GHz, The measured result of PSD level must add $10\log(500\text{kHz}/\text{RBW})$ and the final result should ≤ 30 dBm.

4.4.4. Test Setup Layout



4.4.5. Test Deviation

There is no deviation with the original standard.

4.4.6. EUT Operation during Test

The EUT was programmed to be in continuously transmitting mode.

4.4.7. Test Result of Power Spectral Density

Temperature	25°C	Humidity	56%
Test Engineer	Mars Lin	Test Date	Nov. 18, 2014
Test Mode	Mode 1 (Ant. 1 Dipole antenna / 1dBi)		

Configuration IEEE 802.11a / Chain 1 + Chain 2 + Chain 3

Channel	Frequency	Power Density (dBm/MHz)	Max. Limit (dBm/MHz)	Result
36	5180 MHz	5.43	17.00	Complies
40	5200 MHz	5.01	17.00	Complies
48	5240 MHz	10.01	17.00	Complies
52	5260 MHz	10.08	11.00	Complies
60	5300 MHz	5.71	11.00	Complies
64	5320 MHz	5.25	11.00	Complies
100	5500 MHz	4.89	11.00	Complies
116	5580 MHz	9.20	11.00	Complies
140	5700 MHz	6.48	11.00	Complies

Note: $Directional\ Gain = 10\log\left[\frac{\sum_{j=1}^{N_{SS}}\left\{\sum_{K=1}^{N_{ANT}}g_{j,k}\right\}^2}{N_{ANT}}\right] = 5.77\text{dBi} < 6\text{dBi}$, so the limit doesn't reduce.

Channel	Frequency	Power Density (dBm/MHz)	10log(500kHz/RBW) Factor (dB)	Power Density (dBm/500kHz)	Power Density Limit (dBm/500kHz)	Result
149	5745 MHz	5.68	-3.01	2.67	30.00	Complies
157	5785 MHz	6.87	-3.01	3.86	30.00	Complies
165	5825 MHz	6.83	-3.01	3.82	30.00	Complies

Note: $Directional\ Gain = 10\log\left[\frac{\sum_{j=1}^{N_{SS}}\left\{\sum_{K=1}^{N_{ANT}}g_{j,k}\right\}^2}{N_{ANT}}\right] = 5.77\text{dBi} < 6\text{dBi}$, so the limit doesn't reduce.

Straddle Channel

Channel	Frequency	Power Density (dBm/MHz)	Max. Limit (dBm/MHz)	Result
144	5720 MHz (UNII 2C)	10.71	11.00	Complies

Note: $Directional\ Gain = 10\log\left[\frac{\sum_{j=1}^{N_{SS}}\left\{\sum_{K=1}^{N_{ANT}}g_{j,k}\right\}^2}{N_{ANT}}\right] = 5.77\text{dBi} < 6\text{dBi}$, so the limit doesn't reduce.

Channel	Frequency	Power Density (dBm/MHz)	10log(500kHz/RBW) Factor (dB)	Power Density (dBm/500kHz)	Power Density Limit (dBm/500kHz)	Result
144	5720 MHz (UNII 3)	9.87	-3.01	6.86	30.00	Complies

Note: $Directional\ Gain = 10\log\left[\frac{\sum_{j=1}^{N_{SS}} \left\{\sum_{K=1}^{N_{ANT}} g_{j,k}\right\}^2}{N_{ANT}}\right] = 5.77\text{dBi} < 6\text{dBi}$, so the limit doesn't reduce.

Configuration IEEE 802.11ac MCS0/Nss1 VHT20 / Chain 1 + Chain 2 + Chain 3

Channel	Frequency	Power Density (dBm/MHz)	Max. Limit (dBm/MHz)	Result
36	5180 MHz	5.09	17.00	Complies
40	5200 MHz	4.91	17.00	Complies
48	5240 MHz	9.65	17.00	Complies
52	5260 MHz	9.31	11.00	Complies
60	5300 MHz	5.61	11.00	Complies
64	5320 MHz	4.95	11.00	Complies
100	5500 MHz	4.97	11.00	Complies
116	5580 MHz	9.43	11.00	Complies
140	5700 MHz	5.94	11.00	Complies

Note: $Directional\ Gain = 10\log\left[\frac{\sum_{j=1}^{N_{SS}}\left\{\sum_{K=1}^{N_{ANT}}g_{j,k}\right\}^2}{N_{ANT}}\right] = 5.77\text{dBi} < 6\text{dBi}$, so the limit doesn't reduce.

Channel	Frequency	Power Density (dBm/MHz)	10log(500kHz/RBW) Factor (dB)	Power Density (dBm/500kHz)	Power Density Limit (dBm/500kHz)	Result
149	5745 MHz	5.08	-3.01	2.07	30.00	Complies
157	5785 MHz	6.37	-3.01	3.36	30.00	Complies
165	5825 MHz	6.43	-3.01	3.42	30.00	Complies

Note: $Directional\ Gain = 10\log\left[\frac{\sum_{j=1}^{N_{SS}}\left\{\sum_{K=1}^{N_{ANT}}g_{j,k}\right\}^2}{N_{ANT}}\right] = 5.77\text{dBi} < 6\text{dBi}$, so the limit doesn't reduce.

Straddle Channel

Channel	Frequency	Power Density (dBm/MHz)	Max. Limit (dBm/MHz)	Result
144	5720 MHz (UNII 2C)	10.66	11.00	Complies

Note: $Directional\ Gain = 10\log\left[\frac{\sum_{j=1}^{N_{SS}}\left\{\sum_{K=1}^{N_{ANT}}g_{j,k}\right\}^2}{N_{ANT}}\right] = 5.77\text{dBi} < 6\text{dBi}$, so the limit doesn't reduce.

Channel	Frequency	Power Density (dBm/MHz)	10log(500kHz/RBW) Factor (dB)	Power Density (dBm/500kHz)	Power Density Limit (dBm/500kHz)	Result
144	5720 MHz (UNII 3)	9.63	-3.01	6.62	30.00	Complies

Note: $Directional\ Gain = 10\log\left[\frac{\sum_{j=1}^{N_{SS}} \left\{\sum_{K=1}^{N_{ANT}} g_{j,k}\right\}^2}{N_{ANT}}\right] = 5.77\text{dBi} < 6\text{dBi}$, so the limit doesn't reduce.

Configuration IEEE 802.11ac MCS0/Nss3 VHT20 / Chain 1 + Chain 2 + Chain 3

Channel	Frequency	Power Density (dBm/MHz)	Max. Limit (dBm/MHz)	Result
36	5180 MHz	5.72	17.00	Complies
40	5200 MHz	5.64	17.00	Complies
48	5240 MHz	10.63	17.00	Complies
52	5260 MHz	9.59	11.00	Complies
60	5300 MHz	6.89	11.00	Complies
64	5320 MHz	7.46	11.00	Complies
100	5500 MHz	6.15	11.00	Complies
116	5580 MHz	9.45	11.00	Complies
140	5700 MHz	5.25	11.00	Complies

Note: $Directional\ Gain = 10\log\left[\frac{\sum_{j=1}^{N_{SS}}\left\{\sum_{K=1}^{N_{ANT}}g_{j,k}\right\}^2}{N_{ANT}}\right] = 1.00\text{dBi} < 6\text{dBi}$, so the limit doesn't reduce.

Channel	Frequency	Power Density (dBm/MHz)	10log(500kHz/RBW) Factor (dB)	Power Density (dBm/500kHz)	Power Density Limit (dBm/500kHz)	Result
149	5745 MHz	6.78	-3.01	3.77	30.00	Complies
157	5785 MHz	6.94	-3.01	3.93	30.00	Complies
165	5825 MHz	7.73	-3.01	4.72	30.00	Complies

Note: $Directional\ Gain = 10\log\left[\frac{\sum_{j=1}^{N_{SS}}\left\{\sum_{K=1}^{N_{ANT}}g_{j,k}\right\}^2}{N_{ANT}}\right] = 1.00\text{dBi} < 6\text{dBi}$, so the limit doesn't reduce.

Straddle Channel

Channel	Frequency	Power Density (dBm/MHz)	Max. Limit (dBm/MHz)	Result
144	5720 MHz (UNII 2C)	10.85	11.00	Complies

Note: $Directional\ Gain = 10\log\left[\frac{\sum_{j=1}^{N_{SS}}\left\{\sum_{K=1}^{N_{ANT}}g_{j,k}\right\}^2}{N_{ANT}}\right] = 1.00\text{dBi} < 6\text{dBi}$, so the limit doesn't reduce.

Channel	Frequency	Power Density (dBm/MHz)	10log(500kHz/RBW) Factor (dB)	Power Density (dBm/500kHz)	Power Density Limit (dBm/500kHz)	Result
144	5720 MHz (UNII 3)	10.33	-3.01	7.32	30.00	Complies

Note: $Directional\ Gain = 10\log\left[\frac{\sum_{j=1}^{N_{SS}} \left\{\sum_{K=1}^{N_{ANT}} g_{j,k}\right\}^2}{N_{ANT}}\right] = 1.00\text{dBi} < 6\text{dBi}$, so the limit doesn't reduce.

Configuration IEEE 802.11ac MCS0/Nss1 VHT40 / Chain 1 + Chain 2 + Chain 3

Channel	Frequency	Power Density (dBm/MHz)	Max. Limit (dBm/MHz)	Result
38	5190 MHz	-0.87	17.00	Complies
46	5230 MHz	3.56	17.00	Complies
54	5270 MHz	4.46	11.00	Complies
62	5310 MHz	0.09	11.00	Complies
102	5510 MHz	0.39	11.00	Complies
110	5550 MHz	4.22	11.00	Complies
134	5670 MHz	3.88	11.00	Complies

Note: $Directional\ Gain = 10\log\left[\frac{\sum_{j=1}^{N_{SS}}\left\{\sum_{K=1}^{N_{ANT}}g_{j,k}\right\}^2}{N_{ANT}}\right] = 5.77\text{dBi} < 6\text{dBi}$, so the limit doesn't reduce.

Channel	Frequency	Power Density (dBm/MHz)	10log(500kHz/RBW) Factor (dB)	Power Density (dBm/500kHz)	Power Density Limit (dBm/500kHz)	Result
151	5755 MHz	-0.39	-3.01	-3.40	30.00	Complies
159	5795 MHz	5.85	-3.01	2.84	30.00	Complies

Note: $Directional\ Gain = 10\log\left[\frac{\sum_{j=1}^{N_{SS}}\left\{\sum_{K=1}^{N_{ANT}}g_{j,k}\right\}^2}{N_{ANT}}\right] = 5.77\text{dBi} < 6\text{dBi}$, so the limit doesn't reduce.

Straddle Channel

Channel	Frequency	Power Density (dBm/MHz)	Max. Limit (dBm/MHz)	Result
142	5710 MHz (UNII 2C)	6.78	11.00	Complies

Note: $Directional\ Gain = 10\log\left[\frac{\sum_{j=1}^{N_{SS}}\left\{\sum_{K=1}^{N_{ANT}}g_{j,k}\right\}^2}{N_{ANT}}\right] = 5.77\text{dBi} < 6\text{dBi}$, so the limit doesn't reduce.

Channel	Frequency	Power Density (dBm/MHz)	10log(500kHz/RBW) Factor (dB)	Power Density (dBm/500kHz)	Power Density Limit (dBm/500kHz)	Result
144	5710 MHz (UNII 3)	5.96	-3.01	2.95	30.00	Complies

Note: $Directional\ Gain = 10\log\left[\frac{\sum_{j=1}^{N_{SS}}\left\{\sum_{K=1}^{N_{ANT}}g_{j,k}\right\}^2}{N_{ANT}}\right] = 5.77\text{dBi} < 6\text{dBi}$, so the limit doesn't reduce.

Configuration IEEE 802.11ac MCS0/Nss3 VHT40 / Chain 1 + Chain 2 + Chain 3

Channel	Frequency	Power Density (dBm/MHz)	Max. Limit (dBm/MHz)	Result
38	5190 MHz	1.39	17.00	Complies
46	5230 MHz	6.48	17.00	Complies
54	5270 MHz	6.44	11.00	Complies
62	5310 MHz	1.92	11.00	Complies
102	5510 MHz	1.05	11.00	Complies
110	5550 MHz	6.42	11.00	Complies
134	5670 MHz	3.68	11.00	Complies

Note: $Directional\ Gain = 10\log\left[\frac{\sum_{j=1}^{N_{SS}}\left\{\sum_{K=1}^{N_{ANT}}g_{j,k}\right\}^2}{N_{ANT}}\right] = 1.00\text{dBi} < 6\text{dBi}$, so the limit doesn't reduce.

Channel	Frequency	Power Density (dBm/MHz)	10log(500kHz/RBW) Factor (dB)	Power Density (dBm/500kHz)	Power Density Limit (dBm/500kHz)	Result
151	5755 MHz	0.77	-3.01	-2.24	30.00	Complies
159	5795 MHz	5.63	-3.01	2.62	30.00	Complies

Note: $Directional\ Gain = 10\log\left[\frac{\sum_{j=1}^{N_{SS}}\left\{\sum_{K=1}^{N_{ANT}}g_{j,k}\right\}^2}{N_{ANT}}\right] = 1.00\text{dBi} < 6\text{dBi}$, so the limit doesn't reduce.

Straddle Channel

Channel	Frequency	Power Density (dBm/MHz)	Max. Limit (dBm/MHz)	Result
142	5710 MHz (UNII 2C)	6.89	11.00	Complies

Note: $Directional\ Gain = 10\log\left[\frac{\sum_{j=1}^{N_{SS}}\left\{\sum_{K=1}^{N_{ANT}}g_{j,k}\right\}^2}{N_{ANT}}\right] = 1.00\text{dBi} < 6\text{dBi}$, so the limit doesn't reduce.

Channel	Frequency	Power Density (dBm/MHz)	10log(500kHz/RBW) Factor (dB)	Power Density (dBm/500kHz)	Power Density Limit (dBm/500kHz)	Result
144	5710 MHz (UNII 3)	6.09	-3.01	3.08	30.00	Complies

Note: $Directional\ Gain = 10\log\left[\frac{\sum_{j=1}^{N_{SS}}\left\{\sum_{K=1}^{N_{ANT}}g_{j,k}\right\}^2}{N_{ANT}}\right] = 1.00\text{dBi} < 6\text{dBi}$, so the limit doesn't reduce.

Configuration IEEE 802.11ac MCS0/Nss1 VHT80 / Chain 1 + Chain 2 + Chain 3

Channel	Frequency	Power Density (dBm/MHz)	Max. Limit (dBm/MHz)	Result
42	5210 MHz	-5.45	17.00	Complies
58	5290 MHz	-3.90	11.00	Complies
106	5530 MHz	-5.06	11.00	Complies
122	5610 MHz	2.11	11.00	Complies

Note: $Directional\ Gain = 10\log\left[\frac{\sum_{j=1}^{N_{SS}}\left\{\sum_{K=1}^{N_{ANT}}g_{j,k}\right\}^2}{N_{ANT}}\right] = 5.77\text{dBi} < 6\text{dBi}$, so the limit doesn't reduce.

Channel	Frequency	Power Density (dBm/MHz)	10log(500kHz/RBW) Factor (dB)	Power Density (dBm/500kHz)	Power Density Limit (dBm/500kHz)	Result
155	5775 MHz	-4.96	-3.01	-7.97	30.00	Complies

Note: $Directional\ Gain = 10\log\left[\frac{\sum_{j=1}^{N_{SS}}\left\{\sum_{K=1}^{N_{ANT}}g_{j,k}\right\}^2}{N_{ANT}}\right] = 5.77\text{dBi} < 6\text{dBi}$, so the limit doesn't reduce.

Straddle Channel

Channel	Frequency	Power Density (dBm/MHz)	Max. Limit (dBm/MHz)	Result
138	5690 MHz (UNII 2C)	2.56	11.00	Complies

Note: $Directional\ Gain = 10\log\left[\frac{\sum_{j=1}^{N_{SS}}\left\{\sum_{K=1}^{N_{ANT}}g_{j,k}\right\}^2}{N_{ANT}}\right] = 5.77\text{dBi} < 6\text{dBi}$, so the limit doesn't reduce.

Channel	Frequency	Power Density (dBm/MHz)	10log(500kHz/RBW) Factor (dB)	Power Density (dBm/500kHz)	Power Density Limit (dBm/500kHz)	Result
138	5690 MHz (UNII 3)	1.02	-3.01	-1.99	30.00	Complies

Note: $Directional\ Gain = 10\log\left[\frac{\sum_{j=1}^{N_{SS}}\left\{\sum_{K=1}^{N_{ANT}}g_{j,k}\right\}^2}{N_{ANT}}\right] = 5.77\text{dBi} < 6\text{dBi}$, so the limit doesn't reduce.

Configuration IEEE 802.11ac MCS0/Nss3 VHT80 / Chain 1 + Chain 2 + Chain 3

Channel	Frequency	Power Density (dBm/MHz)	Max. Limit (dBm/MHz)	Result
42	5210 MHz	-3.29	17.00	Complies
58	5290 MHz	-2.74	11.00	Complies
106	5530 MHz	-4.01	11.00	Complies
122	5610 MHz	1.26	11.00	Complies

Note: $Directional\ Gain = 10\log\left[\frac{\sum_{j=1}^{N_{SS}}\left\{\sum_{K=1}^{N_{ANT}}g_{j,k}\right\}^2}{N_{ANT}}\right] = 1.00\text{dBi} < 6\text{dBi}$, so the limit doesn't reduce.

Channel	Frequency	Power Density (dBm/MHz)	10log(500kHz/RBW) Factor (dB)	Power Density (dBm/500kHz)	Power Density Limit (dBm/500kHz)	Result
155	5775 MHz	-5.45	-3.01	-8.46	30.00	Complies

Note: $Directional\ Gain = 10\log\left[\frac{\sum_{j=1}^{N_{SS}}\left\{\sum_{K=1}^{N_{ANT}}g_{j,k}\right\}^2}{N_{ANT}}\right] = 1.00\text{dBi} < 6\text{dBi}$, so the limit doesn't reduce.

Straddle Channel

Channel	Frequency	Power Density (dBm/MHz)	Max. Limit (dBm/MHz)	Result
138	5690 MHz (UNII 2C)	3.25	11.00	Complies

Note: $Directional\ Gain = 10\log\left[\frac{\sum_{j=1}^{N_{SS}}\left\{\sum_{K=1}^{N_{ANT}}g_{j,k}\right\}^2}{N_{ANT}}\right] = 1.00\text{dBi} < 6\text{dBi}$, so the limit doesn't reduce.

Channel	Frequency	Power Density (dBm/MHz)	10log(500kHz/RBW) Factor (dB)	Power Density (dBm/500kHz)	Power Density Limit (dBm/500kHz)	Result
138	5690 MHz (UNII 3)	1.80	-3.01	-1.21	30.00	Complies

Note: $Directional\ Gain = 10\log\left[\frac{\sum_{j=1}^{N_{SS}}\left\{\sum_{K=1}^{N_{ANT}}g_{j,k}\right\}^2}{N_{ANT}}\right] = 1.00\text{dBi} < 6\text{dBi}$, so the limit doesn't reduce.

Temperature	25°C	Humidity	56%
Test Engineer	Mars Lin	Test Date	Nov. 21, 2014 / Mar. 23, 2015
Test Mode	Mode 2 (Ant. 3 Omnidirectional antenna / 6.7dBi)		

Configuration IEEE 802.11a / Chain 1 + Chain 2 + Chain 3

Channel	Frequency	Power Density (dBm/MHz)	Max. Limit (dBm/MHz)	Result
36	5180 MHz	4.41	11.53	Complies
40	5200 MHz	3.69	11.53	Complies
48	5240 MHz	10.01	11.53	Complies
52	5260 MHz	5.44	5.53	Complies
60	5300 MHz	5.51	5.53	Complies
64	5320 MHz	5.39	5.53	Complies
100	5500 MHz	5.50	5.53	Complies
116	5580 MHz	5.51	5.53	Complies
140	5700 MHz	5.41	5.53	Complies

Note: $Directional\ Gain = 10 \log \left[\frac{\sum_{j=1}^{N_{SS}} \left\{ \sum_{K=1}^{N_{ANT}} g_{j,k} \right\}^2}{N_{ANT}} \right] = 11.47\text{dBi} > 6\text{dBi}$.

5.15~5.25 GHz limit = 17 - (11.47 - 6) = 11.53dBm/MHz.

5.25-5.35 GHz, 5.470-5.725 GHz limit = 11 - (11.47 - 6) = 5.53dBm/MHz.

Channel	Frequency	Power Density (dBm/MHz)	10log(500kHz/RBW) Factor (dB)	Power Density (dBm/500kHz)	Power Density Limit (dBm/500kHz)	Result
149	5745 MHz	7.70	-3.01	4.69	24.53	Complies
157	5785 MHz	8.31	-3.01	5.30	24.53	Complies
165	5825 MHz	8.30	-3.01	5.29	24.53	Complies

Note: $Directional\ Gain = 10 \log \left[\frac{\sum_{j=1}^{N_{SS}} \left\{ \sum_{K=1}^{N_{ANT}} g_{j,k} \right\}^2}{N_{ANT}} \right] = 11.47\text{dBi} > 6\text{dBi}$, so limit = 30 - (11.47 - 6) = 24.53dBm/500kHz.

Straddle Channel

Channel	Frequency	Power Density (dBm/MHz)	Max. Limit (dBm/MHz)	Result
144	5720 MHz (UNII 2C)	5.47	5.53	Complies

Note: $Directional\ Gain = 10 \log \left[\frac{\sum_{j=1}^{N_{SS}} \left\{ \sum_{K=1}^{N_{ANT}} g_{j,k} \right\}^2}{N_{ANT}} \right] = 11.47\text{dBi} > 6\text{dBi}$, so limit = 11 - (11.47 - 6) = 5.53dBm/MHz.

Channel	Frequency	Power Density (dBm/MHz)	10log(500kHz/RBW) Factor (dB)	Power Density (dBm/500kHz)	Power Density Limit (dBm/500kHz)	Result
144	5720 MHz (UNII 3)	4.83	-3.01	1.82	24.53	Complies

Note: $Directional\ Gain = 10\log\left[\frac{\sum_{j=1}^{N_{SS}} \left\{\sum_{K=1}^{N_{ANT}} g_{j,k}\right\}^2}{N_{ANT}}\right] = 11.47\text{dBi} > 6\text{dBi}$, so limit = $30 - (11.47 - 6) = 24.53\text{dBm}/500\text{kHz}$.

Configuration IEEE 802.11ac MCS0/Nss1 VHT20 / Chain 1 + Chain 2 + Chain 3

Channel	Frequency	Power Density (dBm/MHz)	Max. Limit (dBm/MHz)	Result
36	5180 MHz	3.62	11.53	Complies
40	5200 MHz	3.37	11.53	Complies
48	5240 MHz	9.65	11.53	Complies
52	5260 MHz	5.41	5.53	Complies
60	5300 MHz	5.38	5.53	Complies
64	5320 MHz	5.52	5.53	Complies
100	5500 MHz	5.49	5.53	Complies
116	5580 MHz	5.51	5.53	Complies
140	5700 MHz	5.45	5.53	Complies

Note: $Directional\ Gain = 10\log\left[\frac{\sum_{j=1}^{N_{SS}}\left\{\sum_{K=1}^{N_{ANT}}g_{j,k}\right\}^2}{N_{ANT}}\right] = 11.47\text{dBi} > 6\text{dBi}$.

5.15~5.25 GHz limit = $17 - (11.47 - 6) = 11.53\text{dBm/MHz}$.

5.25-5.35 GHz, 5.470-5.725 GHz limit = $11 - (11.47 - 6) = 5.53\text{dBm/MHz}$.

Channel	Frequency	Power Density (dBm/MHz)	10log(500kHz/RBW) Factor (dB)	Power Density (dBm/500kHz)	Power Density Limit (dBm/500kHz)	Result
149	5745 MHz	5.77	-3.01	2.76	24.53	Complies
157	5785 MHz	7.83	-3.01	4.82	24.53	Complies
165	5825 MHz	9.70	-3.01	6.69	24.53	Complies

Note: $Directional\ Gain = 10\log\left[\frac{\sum_{j=1}^{N_{SS}}\left\{\sum_{K=1}^{N_{ANT}}g_{j,k}\right\}^2}{N_{ANT}}\right] = 11.47\text{dBi} > 6\text{dBi}$, so limit = $30 - (11.47 - 6) = 24.53\text{dBm/500kHz}$.

Straddle Channel

Channel	Frequency	Power Density (dBm/MHz)	Max. Limit (dBm/MHz)	Result
144	5720 MHz (UNII 2C)	5.32	5.53	Complies

Note: $Directional\ Gain = 10\log\left[\frac{\sum_{j=1}^{N_{SS}}\left\{\sum_{K=1}^{N_{ANT}}g_{j,k}\right\}^2}{N_{ANT}}\right] = 11.47\text{dBi} > 6\text{dBi}$, so limit = $11 - (11.47 - 6) = 5.53\text{dBm/MHz}$.

Channel	Frequency	Power Density (dBm/MHz)	10log(500kHz/RBW) Factor (dB)	Power Density (dBm/500kHz)	Power Density Limit (dBm/500kHz)	Result
144	5720 MHz (UNII 3)	4.95	-3.01	1.94	24.53	Complies

Note: $Directional\ Gain = 10\log\left[\frac{\sum_{j=1}^{N_{SS}}\left\{\sum_{K=1}^{N_{ANT}} g_{j,k}\right\}^2}{N_{ANT}}\right] = 11.47\text{dBi} > 6\text{dBi}$, so limit = $30 - (11.47 - 6) = 24.53\text{dBm}/500\text{kHz}$.

Configuration IEEE 802.11ac MCS0/Nss3 VHT20 / Chain 1 + Chain 2 + Chain 3

Channel	Frequency	Power Density (dBm/MHz)	Max. Limit (dBm/MHz)	Result
36	5180 MHz	5.72	16.30	Complies
40	5200 MHz	5.75	16.30	Complies
48	5240 MHz	10.83	16.30	Complies
52	5260 MHz	10.26	10.30	Complies
60	5300 MHz	7.10	10.30	Complies
64	5320 MHz	3.92	10.30	Complies
100	5500 MHz	5.71	10.30	Complies
116	5580 MHz	10.17	10.30	Complies
140	5700 MHz	5.94	10.30	Complies

Note: $Directional\ Gain = 10\log\left[\frac{\sum_{j=1}^{N_{SS}}\left\{\sum_{K=1}^{N_{ANT}}g_{j,k}\right\}^2}{N_{ANT}}\right] = 6.70\text{dBi} > 6\text{dBi}.$

5.15~5.25 GHz limit = 17 - (6.70 - 6) = 16.30dBm/MHz.

5.25-5.35 GHz, 5.470-5.725 GHz limit = 11 - (6.70 - 6) = 10.30dBm/MHz.

Channel	Frequency	Power Density (dBm/MHz)	10log(500kHz/RBW) Factor (dB)	Power Density (dBm/500kHz)	Power Density Limit (dBm/500kHz)	Result
149	5745 MHz	6.59	-3.01	3.58	29.30	Complies
157	5785 MHz	8.86	-3.01	5.85	29.30	Complies
165	5825 MHz	7.73	-3.01	4.72	29.30	Complies

Note: $Directional\ Gain = 10\log\left[\frac{\sum_{j=1}^{N_{SS}}\left\{\sum_{K=1}^{N_{ANT}}g_{j,k}\right\}^2}{N_{ANT}}\right] = 6.70\text{dBi} > 6\text{dBi},$ so limit = 30 - (6.70 - 6) = 29.30dBm/500kHz.

Straddle Channel

Channel	Frequency	Power Density (dBm/MHz)	Max. Limit (dBm/MHz)	Result
144	5720 MHz (UNII 2C)	10.21	10.30	Complies

Note: $Directional\ Gain = 10\log\left[\frac{\sum_{j=1}^{N_{SS}}\left\{\sum_{K=1}^{N_{ANT}}g_{j,k}\right\}^2}{N_{ANT}}\right] = 6.70\text{dBi} > 6\text{dBi},$ so limit = 11 - (6.70 - 6) = 10.30dBm/MHz.

Channel	Frequency	Power Density (dBm/MHz)	10log(500kHz/RBW) Factor (dB)	Power Density (dBm/500kHz)	Power Density Limit (dBm/500kHz)	Result
144	5720 MHz (UNII 3)	9.57	-3.01	6.56	29.30	Complies

Note: $Directional\ Gain = 10\log\left[\frac{\sum_{j=1}^{N_{SS}}\left\{\sum_{K=1}^{N_{ANT}} g_{j,k}\right\}^2}{N_{ANT}}\right] = 6.70\text{dBi} > 6\text{dBi}$, so limit = $30 - (6.70 - 6) = 29.30\text{dBm}/500\text{kHz}$.

Configuration IEEE 802.11ac MCS0/Nss1 VHT40 / Chain 1 + Chain 2 + Chain 3

Channel	Frequency	Power Density (dBm/MHz)	Max. Limit (dBm/MHz)	Result
38	5190 MHz	-0.15	11.53	Complies
46	5230 MHz	5.41	11.53	Complies
54	5270 MHz	5.36	5.53	Complies
62	5310 MHz	0.79	5.53	Complies
102	5510 MHz	0.55	5.53	Complies
110	5550 MHz	5.34	5.53	Complies
134	5670 MHz	5.04	5.53	Complies

Note: $Directional\ Gain = 10\log\left[\frac{\sum_{j=1}^{N_{SS}}\left\{\sum_{K=1}^{N_{ANT}}g_{j,k}\right\}^2}{N_{ANT}}\right] = 11.47\text{dBi} > 6\text{dBi}.$

5.15~5.25 GHz limit = $17 - (11.47 - 6) = 11.53\text{dBm/MHz}.$

5.25-5.35 GHz, 5.470-5.725 GHz limit = $11 - (11.47 - 6) = 5.53\text{dBm/MHz}.$

Channel	Frequency	Power Density (dBm/MHz)	10log(500kHz/RBW) Factor (dB)	Power Density (dBm/500kHz)	Power Density Limit (dBm/500kHz)	Result
151	5755 MHz	-0.84	-3.01	-3.85	24.53	Complies
159	5795 MHz	5.83	-3.01	2.82	24.53	Complies

Note: $Directional\ Gain = 10\log\left[\frac{\sum_{j=1}^{N_{SS}}\left\{\sum_{K=1}^{N_{ANT}}g_{j,k}\right\}^2}{N_{ANT}}\right] = 11.47\text{dBi} > 6\text{dBi},$ so limit = $30 - (11.47 - 6) = 24.53\text{dBm/500kHz}.$

Straddle Channel

Channel	Frequency	Power Density (dBm/MHz)	Max. Limit (dBm/MHz)	Result
142	5710 MHz (UNII 2C)	5.19	5.53	Complies

Note: $Directional\ Gain = 10\log\left[\frac{\sum_{j=1}^{N_{SS}}\left\{\sum_{K=1}^{N_{ANT}}g_{j,k}\right\}^2}{N_{ANT}}\right] = 11.47\text{dBi} > 6\text{dBi},$ so limit = $11 - (11.47 - 6) = 5.53\text{dBm/MHz}.$

Channel	Frequency	Power Density (dBm/MHz)	10log(500kHz/RBW) Factor (dB)	Power Density (dBm/500kHz)	Power Density Limit (dBm/500kHz)	Result
144	5710 MHz (UNII 3)	4.70	-3.01	1.69	24.53	Complies

Note: $Directional\ Gain = 10\log\left[\frac{\sum_{j=1}^{N_{SS}}\left\{\sum_{K=1}^{N_{ANT}}g_{j,k}\right\}^2}{N_{ANT}}\right] = 11.47\text{dBi} > 6\text{dBi},$ so limit = $30 - (11.47 - 6) = 24.53\text{dBm/500kHz}.$

Configuration IEEE 802.11ac MCS0/Nss3 VHT40 / Chain 1 + Chain 2 + Chain 3

Channel	Frequency	Power Density (dBm/MHz)	Max. Limit (dBm/MHz)	Result
38	5190 MHz	0.83	16.30	Complies
46	5230 MHz	6.66	16.30	Complies
54	5270 MHz	6.76	10.30	Complies
62	5310 MHz	1.43	10.30	Complies
102	5510 MHz	0.84	10.30	Complies
110	5550 MHz	6.05	10.30	Complies
134	5670 MHz	4.47	10.30	Complies

Note: $Directional\ Gain = 10\log\left[\frac{\sum_{j=1}^{N_{SS}}\left\{\sum_{K=1}^{N_{ANT}}g_{j,k}\right\}^2}{N_{ANT}}\right] = 6.70\text{dBi} > 6\text{dBi}$.

5.15~5.25 GHz limit = 17 - (6.70 - 6) = 16.30dBm/MHz.

5.25-5.35 GHz, 5.470-5.725 GHz limit = 11 - (6.70 - 6) = 10.30dBm/MHz.

Channel	Frequency	Power Density (dBm/MHz)	10log(500kHz/RBW) Factor (dB)	Power Density (dBm/500kHz)	Power Density Limit (dBm/500kHz)	Result
151	5755 MHz	0.18	-3.01	-2.83	29.30	Complies
159	5795 MHz	6.10	-3.01	3.09	29.30	Complies

Note: $Directional\ Gain = 10\log\left[\frac{\sum_{j=1}^{N_{SS}}\left\{\sum_{K=1}^{N_{ANT}}g_{j,k}\right\}^2}{N_{ANT}}\right] = 6.70\text{dBi} > 6\text{dBi}$, so limit = 30 - (6.70 - 6) = 29.30dBm/500kHz.

Straddle Channel

Channel	Frequency	Power Density (dBm/MHz)	Max. Limit (dBm/MHz)	Result
142	5710 MHz (UNII 2C)	6.85	10.30	Complies

Note: $Directional\ Gain = 10\log\left[\frac{\sum_{j=1}^{N_{SS}}\left\{\sum_{K=1}^{N_{ANT}}g_{j,k}\right\}^2}{N_{ANT}}\right] = 6.70\text{dBi} > 6\text{dBi}$, so limit = 11 - (6.70 - 6) = 10.30dBm/MHz.

Channel	Frequency	Power Density (dBm/MHz)	10log(500kHz/RBW) Factor (dB)	Power Density (dBm/500kHz)	Power Density Limit (dBm/500kHz)	Result
144	5710 MHz (UNII 3)	6.13	-3.01	3.12	29.30	Complies

Note: $Directional\ Gain = 10\log\left[\frac{\sum_{j=1}^{N_{SS}}\left\{\sum_{K=1}^{N_{ANT}}g_{j,k}\right\}^2}{N_{ANT}}\right] = 6.70\text{dBi} > 6\text{dBi}$, so limit = 30 - (6.70 - 6) = 29.30dBm/500kHz.

Configuration IEEE 802.11ac MCS0/Nss1 VHT80 / Chain 1 + Chain 2 + Chain 3

Channel	Frequency	Power Density (dBm/MHz)	Max. Limit (dBm/MHz)	Result
42	5210 MHz	-4.78	11.53	Complies
58	5290 MHz	-3.35	5.53	Complies
106	5530 MHz	-4.69	5.53	Complies
122	5610 MHz	3.02	5.53	Complies

Note: $Directional\ Gain = 10\log\left[\frac{\sum_{j=1}^{N_{SS}}\left\{\sum_{K=1}^{N_{ANT}}g_{j,k}\right\}^2}{N_{ANT}}\right] = 11.47\text{dBi} > 6\text{dBi}$.

5.15~5.25 GHz limit = 17 - (11.47 - 6) = 11.53dBm/MHz.

5.25-5.35 GHz, 5.470-5.725 GHz limit = 11 - (11.47 - 6) = 5.53dBm/MHz.

Channel	Frequency	Power Density (dBm/MHz)	10log(500kHz/RBW) Factor (dB)	Power Density (dBm/500kHz)	Power Density Limit (dBm/500kHz)	Result
155	5775 MHz	-5.78	-3.01	-8.79	24.53	Complies

Note: $Directional\ Gain = 10\log\left[\frac{\sum_{j=1}^{N_{SS}}\left\{\sum_{K=1}^{N_{ANT}}g_{j,k}\right\}^2}{N_{ANT}}\right] = 11.47\text{dBi} > 6\text{dBi}$, so limit = 30 - (11.47 - 6) = 24.53dBm/500kHz.

Straddle Channel

Channel	Frequency	Power Density (dBm/MHz)	Max. Limit (dBm/MHz)	Result
138	5690 MHz (UNII 2C)	2.56	5.53	Complies

Note: $Directional\ Gain = 10\log\left[\frac{\sum_{j=1}^{N_{SS}}\left\{\sum_{K=1}^{N_{ANT}}g_{j,k}\right\}^2}{N_{ANT}}\right] = 11.47\text{dBi} > 6\text{dBi}$, so limit = 11 - (11.47 - 6) = 5.53dBm/MHz.

Channel	Frequency	Power Density (dBm/MHz)	10log(500kHz/RBW) Factor (dB)	Power Density (dBm/500kHz)	Power Density Limit (dBm/500kHz)	Result
138	5690 MHz (UNII 3)	1.02	-3.01	-1.99	24.53	Complies

Note: $Directional\ Gain = 10\log\left[\frac{\sum_{j=1}^{N_{SS}}\left\{\sum_{K=1}^{N_{ANT}}g_{j,k}\right\}^2}{N_{ANT}}\right] = 11.47\text{dBi} > 6\text{dBi}$, so limit = 30 - (11.47 - 6) = 24.53dBm/500kHz.

Configuration IEEE 802.11ac MCS0/Nss3 VHT80 / Chain 1 + Chain 2 + Chain 3

Channel	Frequency	Power Density (dBm/MHz)	Max. Limit (dBm/MHz)	Result
42	5210 MHz	-2.54	16.30	Complies
58	5290 MHz	-2.93	10.30	Complies
106	5530 MHz	-4.06	10.30	Complies
122	5610 MHz	3.08	10.30	Complies

Note: $Directional\ Gain = 10\log\left[\frac{\sum_{j=1}^{N_{SS}}\left\{\sum_{K=1}^{N_{ANT}}g_{j,k}\right\}^2}{N_{ANT}}\right] = 6.70\text{dBi} > 6\text{dBi}.$

5.15~5.25 GHz limit = 17 - (6.70 - 6) = 16.30dBm/MHz.

5.25-5.35 GHz, 5.470-5.725 GHz limit = 11 - (6.70 - 6) = 10.30dBm/MHz.

Channel	Frequency	Power Density (dBm/MHz)	10log(500kHz/RBW) Factor (dB)	Power Density (dBm/500kHz)	Power Density Limit (dBm/500kHz)	Result
155	5775 MHz	-5.38	-3.01	-8.39	29.30	Complies

Note: $Directional\ Gain = 10\log\left[\frac{\sum_{j=1}^{N_{SS}}\left\{\sum_{K=1}^{N_{ANT}}g_{j,k}\right\}^2}{N_{ANT}}\right] = 6.70\text{dBi} > 6\text{dBi},$ so limit = 30 - (6.70 - 6) = 29.30dBm/500kHz.

Straddle Channel

Channel	Frequency	Power Density (dBm/MHz)	Max. Limit (dBm/MHz)	Result
138	5690 MHz (UNII 2C)	2.82	10.30	Complies

Note: $Directional\ Gain = 10\log\left[\frac{\sum_{j=1}^{N_{SS}}\left\{\sum_{K=1}^{N_{ANT}}g_{j,k}\right\}^2}{N_{ANT}}\right] = 6.70\text{dBi} > 6\text{dBi},$ so limit = 11 - (6.70 - 6) = 10.30dBm/MHz.

Channel	Frequency	Power Density (dBm/MHz)	10log(500kHz/RBW) Factor (dB)	Power Density (dBm/500kHz)	Power Density Limit (dBm/500kHz)	Result
138	5690 MHz (UNII 3)	1.83	-3.01	-1.18	29.30	Complies

Note: $Directional\ Gain = 10\log\left[\frac{\sum_{j=1}^{N_{SS}}\left\{\sum_{K=1}^{N_{ANT}}g_{j,k}\right\}^2}{N_{ANT}}\right] = 6.70\text{dBi} > 6\text{dBi},$ so limit = 30 - (6.70 - 6) = 29.30dBm/500kHz.

Temperature	25°C	Humidity	56%
Test Engineer	Mars Lin	Test Date	Nov. 18, 2014 / Mar. 23, 2015
Test Mode	Mode 3 (Ant. 4 Panel antenna / 9.2dBi)		

Configuration IEEE 802.11a / Chain 1 + Chain 2 + Chain 3

Channel	Frequency	Power Density (dBm/MHz)	Max. Limit (dBm/MHz)	Result
36	5180 MHz	-0.14	17.00	Complies
40	5200 MHz	0.47	17.00	Complies
48	5240 MHz	10.79	17.00	Complies
52	5260 MHz	2.85	3.03	Complies
60	5300 MHz	2.96	3.03	Complies
64	5320 MHz	2.82	3.03	Complies
100	5500 MHz	2.04	3.03	Complies
116	5580 MHz	2.99	3.03	Complies
140	5700 MHz	1.43	3.03	Complies

Note: $Directional\ Gain = 10\log\left[\frac{\sum_{j=1}^{N_{SS}}\left\{\sum_{K=1}^{N_{ANT}}g_{j,k}\right\}^2}{N_{ANT}}\right] = 13.97\text{dBi} > 6\text{dBi}.$

5.25-5.35 GHz, 5.470-5.725 GHz limit = 11 - (13.97 - 6) = 3.03dBm/MHz.

Channel	Frequency	Power Density (dBm/MHz)	10log(500kHz/RBW) Factor (dB)	Power Density (dBm/500kHz)	Power Density Limit (dBm/500kHz)	Result
149	5745 MHz	5.76	-3.01	2.75	30.00	Complies
157	5785 MHz	5.86	-3.01	2.85	30.00	Complies
165	5825 MHz	6.19	-3.01	3.18	30.00	Complies

Straddle Channel

Channel	Frequency	Power Density (dBm/MHz)	Max. Limit (dBm/MHz)	Result
144	5720 MHz (UNII 2C)	2.82	3.03	Complies

Note: $Directional\ Gain = 10\log\left[\frac{\sum_{j=1}^{N_{SS}}\left\{\sum_{K=1}^{N_{ANT}}g_{j,k}\right\}^2}{N_{ANT}}\right] = 13.97\text{dBi} > 6\text{dBi}, \text{ so limit} = 11 - (13.97 - 6) = 3.03\text{dBm/MHz}.$

Channel	Frequency	Power Density (dBm/MHz)	$10\log(500\text{kHz}/\text{RBW})$ Factor (dB)	Power Density (dBm/500kHz)	Power Density Limit (dBm/500kHz)	Result
144	5720 MHz (UNII 3)	2.26	-3.01	-0.75	30.00	Complies

Configuration IEEE 802.11ac MCS0/Nss1 VHT20 / Chain 1 + Chain 2 + Chain 3

Channel	Frequency	Power Density (dBm/MHz)	Max. Limit (dBm/MHz)	Result
36	5180 MHz	1.51	17.00	Complies
40	5200 MHz	1.86	17.00	Complies
48	5240 MHz	10.43	17.00	Complies
52	5260 MHz	2.90	3.03	Complies
60	5300 MHz	2.90	3.03	Complies
64	5320 MHz	2.88	3.03	Complies
100	5500 MHz	2.98	3.03	Complies
116	5580 MHz	3.02	3.03	Complies
140	5700 MHz	2.90	3.03	Complies

Note: $Directional\ Gain = 10\log\left[\frac{\sum_{j=1}^{N_{SS}}\left\{\sum_{K=1}^{N_{ANT}}g_{j,k}\right\}^2}{N_{ANT}}\right] = 13.97\text{dBi} > 6\text{dBi}$.

5.25-5.35 GHz, 5.470-5.725 GHz limit = $11 - (13.97 - 6) = 3.03\text{dBm/MHz}$.

Channel	Frequency	Power Density (dBm/MHz)	10log(500kHz/RBW) Factor (dB)	Power Density (dBm/500kHz)	Power Density Limit (dBm/500kHz)	Result
149	5745 MHz	5.98	-3.01	2.97	30.00	Complies
157	5785 MHz	6.39	-3.01	3.38	30.00	Complies
165	5825 MHz	7.21	-3.01	4.20	30.00	Complies

Straddle Channel

Channel	Frequency	Power Density (dBm/MHz)	Max. Limit (dBm/MHz)	Result
144	5720 MHz (UNII 2C)	2.97	3.03	Complies

Note: $Directional\ Gain = 10\log\left[\frac{\sum_{j=1}^{N_{SS}}\left\{\sum_{K=1}^{N_{ANT}}g_{j,k}\right\}^2}{N_{ANT}}\right] = 13.97\text{dBi} > 6\text{dBi}$, so limit = $11 - (13.97 - 6) = 3.03\text{dBm/MHz}$.

Channel	Frequency	Power Density (dBm/MHz)	10log(500kHz/RBW) Factor (dB)	Power Density (dBm/500kHz)	Power Density Limit (dBm/500kHz)	Result
144	5720 MHz (UNII 3)	2.58	-3.01	-0.43	30.00	Complies

Configuration IEEE 802.11ac MCS0/Nss3 VHT20 / Chain 1 + Chain 2 + Chain 3

Channel	Frequency	Power Density (dBm/MHz)	Max. Limit (dBm/MHz)	Result
36	5180 MHz	2.89	17.00	Complies
40	5200 MHz	2.03	17.00	Complies
48	5240 MHz	10.76	17.00	Complies
52	5260 MHz	7.65	7.80	Complies
60	5300 MHz	4.26	7.80	Complies
64	5320 MHz	3.94	7.80	Complies
100	5500 MHz	4.29	7.80	Complies
116	5580 MHz	7.73	7.80	Complies
140	5700 MHz	2.89	7.80	Complies

Note: $Directional\ Gain = 10 \log \left[\frac{\sum_{j=1}^{N_{SS}} \left\{ \sum_{K=1}^{N_{ANT}} g_{j,k} \right\}^2}{N_{ANT}} \right] = 9.20 \text{dBi} > 6 \text{dBi}.$

5.25-5.35 GHz, 5.470-5.725 GHz limit = 11 - (9.20 - 6) = 7.80 dBm/MHz.

Channel	Frequency	Power Density (dBm/MHz)	10log(500kHz/RBW) Factor (dB)	Power Density (dBm/500kHz)	Power Density Limit (dBm/500kHz)	Result
149	5745 MHz	4.85	-3.01	1.84	30.00	Complies
157	5785 MHz	7.56	-3.01	4.55	30.00	Complies
165	5825 MHz	8.21	-3.01	5.20	30.00	Complies

Straddle Channel

Channel	Frequency	Power Density (dBm/MHz)	Max. Limit (dBm/MHz)	Result
144	5720 MHz (UNII 2C)	7.62	7.80	Complies

Note: $Directional\ Gain = 10 \log \left[\frac{\sum_{j=1}^{N_{SS}} \left\{ \sum_{K=1}^{N_{ANT}} g_{j,k} \right\}^2}{N_{ANT}} \right] = 9.20 \text{dBi} > 6 \text{dBi}, \text{ so limit} = 11 - (9.20 - 6) = 7.80 \text{dBm/MHz}.$

Channel	Frequency	Power Density (dBm/MHz)	10log(500kHz/RBW) Factor (dB)	Power Density (dBm/500kHz)	Power Density Limit (dBm/500kHz)	Result
144	5720 MHz (UNII 3)	7.25	-3.01	4.24	30.00	Complies

Configuration IEEE 802.11ac MCS0/Nss1 VHT40 / Chain 1 + Chain 2 + Chain 3

Channel	Frequency	Power Density (dBm/MHz)	Max. Limit (dBm/MHz)	Result
38	5190 MHz	-0.13	17.00	Complies
46	5230 MHz	1.83	17.00	Complies
54	5270 MHz	2.91	3.03	Complies
62	5310 MHz	1.57	3.03	Complies
102	5510 MHz	0.91	3.03	Complies
110	5550 MHz	2.82	3.03	Complies
134	5670 MHz	2.82	3.03	Complies

Note: $Directional\ Gain = 10\log\left[\frac{\sum_{j=1}^{N_{SS}}\left\{\sum_{K=1}^{N_{ANT}}g_{j,k}\right\}^2}{N_{ANT}}\right] = 13.97\text{dBi} > 6\text{dBi}.$

5.25-5.35 GHz, 5.470-5.725 GHz limit = 11 - (13.97 - 6) = 3.03dBm/MHz.

Channel	Frequency	Power Density (dBm/MHz)	10log(500kHz/RBW) Factor (dB)	Power Density (dBm/500kHz)	Power Density Limit (dBm/500kHz)	Result
151	5755 MHz	-0.17	-3.01	-3.18	30.00	Complies
159	5795 MHz	5.47	-3.01	2.46	30.00	Complies

Straddle Channel

Channel	Frequency	Power Density (dBm/MHz)	Max. Limit (dBm/MHz)	Result
142	5710 MHz (UNII 2C)	2.65	3.03	Complies

Note: $Directional\ Gain = 10\log\left[\frac{\sum_{j=1}^{N_{SS}}\left\{\sum_{K=1}^{N_{ANT}}g_{j,k}\right\}^2}{N_{ANT}}\right] = 13.97\text{dBi} > 6\text{dBi},$ so limit = 11 - (13.97 - 6) = 3.03dBm/MHz.

Channel	Frequency	Power Density (dBm/MHz)	10log(500kHz/RBW) Factor (dB)	Power Density (dBm/500kHz)	Power Density Limit (dBm/500kHz)	Result
144	5710 MHz (UNII 3)	2.20	-3.01	-0.81	30.00	Complies

Configuration IEEE 802.11ac MCS0/Nss3 VHT40 / Chain 1 + Chain 2 + Chain 3

Channel	Frequency	Power Density (dBm/MHz)	Max. Limit (dBm/MHz)	Result
38	5190 MHz	-0.85	17.00	Complies
46	5230 MHz	3.49	17.00	Complies
54	5270 MHz	4.08	7.80	Complies
62	5310 MHz	1.21	7.80	Complies
102	5510 MHz	0.49	7.80	Complies
110	5550 MHz	4.39	7.80	Complies
134	5670 MHz	3.70	7.80	Complies

Note: $Directional\ Gain = 10\log\left[\frac{\sum_{j=1}^{N_{SS}}\left\{\sum_{K=1}^{N_{ANT}}g_{j,k}\right\}^2}{N_{ANT}}\right] = 9.20\text{dBi} > 6\text{dBi}$.

5.25-5.35 GHz, 5.470-5.725 GHz limit = 11 - (9.20 - 6) = 7.80dBm/MHz.

Channel	Frequency	Power Density (dBm/MHz)	10log(500kHz/RBW) Factor (dB)	Power Density (dBm/500kHz)	Power Density Limit (dBm/500kHz)	Result
151	5755 MHz	-0.44	-3.01	-3.45	30.00	Complies
159	5795 MHz	5.61	-3.01	2.60	30.00	Complies

Straddle Channel

Channel	Frequency	Power Density (dBm/MHz)	Max. Limit (dBm/MHz)	Result
142	5710 MHz (UNII 2C)	0.98	7.80	Complies

Note: $Directional\ Gain = 10\log\left[\frac{\sum_{j=1}^{N_{SS}}\left\{\sum_{K=1}^{N_{ANT}}g_{j,k}\right\}^2}{N_{ANT}}\right] = 9.20\text{dBi} > 6\text{dBi}$, so limit = 11 - (9.20 - 6) = 7.80dBm/MHz.

Channel	Frequency	Power Density (dBm/MHz)	10log(500kHz/RBW) Factor (dB)	Power Density (dBm/500kHz)	Power Density Limit (dBm/500kHz)	Result
144	5710 MHz (UNII 3)	-0.54	-3.01	-3.55	30.00	Complies

Configuration IEEE 802.11ac MCS0/Nss1 VHT80 / Chain 1 + Chain 2 + Chain 3

Channel	Frequency	Power Density (dBm/MHz)	Max. Limit (dBm/MHz)	Result
42	5210 MHz	-6.33	17.00	Complies
58	5290 MHz	-2.73	3.03	Complies
106	5530 MHz	-3.00	3.03	Complies
122	5610 MHz	0.53	3.03	Complies

Note: $Directional\ Gain = 10\log\left[\frac{\sum_{j=1}^{N_{SS}}\left\{\sum_{K=1}^{N_{ANT}}g_{j,k}\right\}^2}{N_{ANT}}\right] = 13.97\text{dBi} > 6\text{dBi}.$

5.25-5.35 GHz, 5.470-5.725 GHz limit = 11 - (13.97 - 6) = 3.03 dBm/MHz.

Channel	Frequency	Power Density (dBm/MHz)	10log(500kHz/RBW) Factor (dB)	Power Density (dBm/500kHz)	Power Density Limit (dBm/500kHz)	Result
155	5775 MHz	-4.49	-3.01	-7.50	30.00	Complies

Straddle Channel

Channel	Frequency	Power Density (dBm/MHz)	Max. Limit (dBm/MHz)	Result
138	5690 MHz (UNII 2C)	0.54	3.03	Complies

Note: $Directional\ Gain = 10\log\left[\frac{\sum_{j=1}^{N_{SS}}\left\{\sum_{K=1}^{N_{ANT}}g_{j,k}\right\}^2}{N_{ANT}}\right] = 13.97\text{dBi} > 6\text{dBi},$ so limit = 11 - (13.97 - 6) = 3.03 dBm/MHz.

Channel	Frequency	Power Density (dBm/MHz)	10log(500kHz/RBW) Factor (dB)	Power Density (dBm/500kHz)	Power Density Limit (dBm/500kHz)	Result
138	5690 MHz (UNII 3)	-0.52	-3.01	-3.53	30.00	Complies

Configuration IEEE 802.11ac MCS0/Nss3 VHT80 / Chain 1 + Chain 2 + Chain 3

Channel	Frequency	Power Density (dBm/MHz)	Max. Limit (dBm/MHz)	Result
42	5210 MHz	-4.61	17.00	Complies
58	5290 MHz	-3.75	7.80	Complies
106	5530 MHz	-4.22	7.80	Complies
122	5610 MHz	3.49	7.80	Complies

Note: $Directional\ Gain = 10\log\left[\frac{\sum_{j=1}^{N_{SS}}\left\{\sum_{K=1}^{N_{ANT}}g_{j,k}\right\}^2}{N_{ANT}}\right] = 9.20\text{dBi} > 6\text{dBi}$.

5.25-5.35 GHz, 5.470-5.725 GHz limit = 11 - (9.20 - 6) = 7.80 dBm/MHz.

Channel	Frequency	Power Density (dBm/MHz)	10log(500kHz/RBW) Factor (dB)	Power Density (dBm/500kHz)	Power Density Limit (dBm/500kHz)	Result
155	5775 MHz	-5.80	-3.01	-8.81	30.00	Complies

Straddle Channel

Channel	Frequency	Power Density (dBm/MHz)	Max. Limit (dBm/MHz)	Result
138	5690 MHz (UNII 2C)	0.98	7.80	Complies

Note: $Directional\ Gain = 10\log\left[\frac{\sum_{j=1}^{N_{SS}}\left\{\sum_{K=1}^{N_{ANT}}g_{j,k}\right\}^2}{N_{ANT}}\right] = 9.20\text{dBi} > 6\text{dBi}$, so limit = 11 - (9.20 - 6) = 7.80 dBm/MHz.

Channel	Frequency	Power Density (dBm/MHz)	10log(500kHz/RBW) Factor (dB)	Power Density (dBm/500kHz)	Power Density Limit (dBm/500kHz)	Result
138	5690 MHz (UNII 3)	-0.54	-3.01	-3.55	30.00	Complies

Temperature	25°C	Humidity	56%
Test Engineer	Mars Lin	Test Date	Nov. 21, 2014
Test Mode	Mode 4 (Ant. 5 PCB antenna / 5.74dBi)		

Configuration IEEE 802.11a / Chain 1 + Chain 2 + Chain 3

Channel	Frequency	Power Density (dBm/MHz)	Max. Limit (dBm/MHz)	Result
36	5180 MHz	9.57	12.49	Complies
40	5200 MHz	10.31	12.49	Complies
48	5240 MHz	10.01	12.49	Complies
52	5260 MHz	6.36	6.49	Complies
60	5300 MHz	6.41	6.49	Complies
64	5320 MHz	6.37	6.49	Complies
100	5500 MHz	6.41	6.49	Complies
116	5580 MHz	6.30	6.49	Complies
140	5700 MHz	6.46	6.49	Complies

Note: $Directional\ Gain = 10 \log \left[\frac{\sum_{j=1}^{N_{SS}} \left\{ \sum_{K=1}^{N_{ANT}} g_{j,k} \right\}^2}{N_{ANT}} \right] = 10.51\text{ dBi} > 6\text{dBi}$.

5.15~5.25 GHz limit = 17 - (10.51 - 6) = 12.49dBm/MHz.

5.25-5.35 GHz, 5.470-5.725 GHz limit = 11 - (10.51 - 6) = 6.49dBm/MHz.

Channel	Frequency	Power Density (dBm/MHz)	10log(500kHz/RBW) Factor (dB)	Power Density (dBm/500kHz)	Power Density Limit (dBm/500kHz)	Result
149	5745 MHz	6.84	-3.01	3.83	25.49	Complies
157	5785 MHz	10.45	-3.01	7.44	25.49	Complies
165	5825 MHz	9.60	-3.01	6.59	25.49	Complies

Note: $Directional\ Gain = 10 \log \left[\frac{\sum_{j=1}^{N_{SS}} \left\{ \sum_{K=1}^{N_{ANT}} g_{j,k} \right\}^2}{N_{ANT}} \right] = 10.51\text{ dBi} > 6\text{dBi}$, so limit = 30 - (10.51 - 6) = 25.49dBm/500kHz.

Straddle Channel

Channel	Frequency	Power Density (dBm/MHz)	Max. Limit (dBm/MHz)	Result
144	5720 MHz (UNII 2C)	6.39	6.49	Complies

Note: $Directional\ Gain = 10 \log \left[\frac{\sum_{j=1}^{N_{SS}} \left\{ \sum_{K=1}^{N_{ANT}} g_{j,k} \right\}^2}{N_{ANT}} \right] = 10.51\text{ dBi} > 6\text{dBi}$, so limit = 11 - (10.51 - 6) = 6.49dBm/MHz.

Channel	Frequency	Power Density (dBm/MHz)	10log(500kHz/RBW) Factor (dB)	Power Density (dBm/500kHz)	Power Density Limit (dBm/500kHz)	Result
144	5720 MHz (UNII 3)	5.71	-3.01	2.70	25.49	Complies

Note: $Directional\ Gain = 10\log\left[\frac{\sum_{j=1}^{N_{SS}}\left\{\sum_{K=1}^{N_{ANT}}g_{j,k}\right\}^2}{N_{ANT}}\right] = 10.51\text{ dBi} > 6\text{ dBi}$, so limit = $30 - (10.51 - 6) = 25.49\text{ dBm/500kHz}$.

Configuration IEEE 802.11ac MCS0/Nss1 VHT20 / Chain 1 + Chain 2 + Chain 3

Channel	Frequency	Power Density (dBm/MHz)	Max. Limit (dBm/MHz)	Result
36	5180 MHz	9.55	12.49	Complies
40	5200 MHz	10.16	12.49	Complies
48	5240 MHz	9.65	12.49	Complies
52	5260 MHz	6.32	6.49	Complies
60	5300 MHz	6.43	6.49	Complies
64	5320 MHz	6.46	6.49	Complies
100	5500 MHz	6.37	6.49	Complies
116	5580 MHz	6.35	6.49	Complies
140	5700 MHz	6.40	6.49	Complies

Note: $Directional\ Gain = 10\log\left[\frac{\sum_{j=1}^{N_{SS}}\left\{\sum_{K=1}^{N_{ANT}}g_{j,k}\right\}^2}{N_{ANT}}\right] = 10.51\text{ dBi} > 6\text{ dBi}.$

5.15~5.25 GHz limit = 17 - (10.51 - 6) = 12.49dBm/MHz.

5.25-5.35 GHz, 5.470-5.725 GHz limit = 11 - (10.51 - 6) = 6.49dBm/MHz.

Channel	Frequency	Power Density (dBm/MHz)	10log(500kHz/RBW) Factor (dB)	Power Density (dBm/500kHz)	Power Density Limit (dBm/500kHz)	Result
149	5745 MHz	6.53	-3.01	3.52	25.49	Complies
157	5785 MHz	10.74	-3.01	7.73	25.49	Complies
165	5825 MHz	10.23	-3.01	7.22	25.49	Complies

Note: $Directional\ Gain = 10\log\left[\frac{\sum_{j=1}^{N_{SS}}\left\{\sum_{K=1}^{N_{ANT}}g_{j,k}\right\}^2}{N_{ANT}}\right] = 10.51\text{ dBi} > 6\text{ dBi},$ so limit = 30 - (10.51 - 6) = 25.49dBm/500kHz.

Straddle Channel

Channel	Frequency	Power Density (dBm/MHz)	Max. Limit (dBm/MHz)	Result
144	5720 MHz (UNII 2C)	6.43	6.49	Complies

Note: $Directional\ Gain = 10\log\left[\frac{\sum_{j=1}^{N_{SS}}\left\{\sum_{K=1}^{N_{ANT}}g_{j,k}\right\}^2}{N_{ANT}}\right] = 10.51\text{ dBi} > 6\text{ dBi},$ so limit = 11 - (10.51 - 6) = 6.49dBm/MHz.

Channel	Frequency	Power Density (dBm/MHz)	10log(500kHz/RBW) Factor (dB)	Power Density (dBm/500kHz)	Power Density Limit (dBm/500kHz)	Result
144	5720 MHz (UNII 3)	5.75	-3.01	2.74	25.49	Complies

Note: $Directional\ Gain = 10 \log \left[\frac{\sum_{j=1}^{N_{SS}} \left\{ \sum_{K=1}^{N_{ANT}} g_{j,k} \right\}^2}{N_{ANT}} \right] = 10.51 \text{ dBi} > 6 \text{ dBi}$, so limit = $30 - (10.51 - 6) = 25.49 \text{ dBm/500kHz}$.

Configuration IEEE 802.11ac MCS0/Nss3 VHT20 / Chain 1 + Chain 2 + Chain 3

Channel	Frequency	Power Density (dBm/MHz)	Max. Limit (dBm/MHz)	Result
36	5180 MHz	10.29	17.00	Complies
40	5200 MHz	10.67	17.00	Complies
48	5240 MHz	10.49	17.00	Complies
52	5260 MHz	10.26	11.00	Complies
60	5300 MHz	10.31	11.00	Complies
64	5320 MHz	10.40	11.00	Complies
100	5500 MHz	10.04	11.00	Complies
116	5580 MHz	10.17	11.00	Complies
140	5700 MHz	8.08	11.00	Complies

Note: $Directional\ Gain = 10\log\left[\frac{\sum_{j=1}^{N_{SS}}\left\{\sum_{K=1}^{N_{ANT}}g_{j,k}\right\}^2}{N_{ANT}}\right] = 5.74\text{dBi} < 6\text{dBi}$, so the limit doesn't reduce.

Channel	Frequency	Power Density (dBm/MHz)	10log(500kHz/RBW) Factor (dB)	Power Density (dBm/500kHz)	Power Density Limit (dBm/500kHz)	Result
149	5745 MHz	7.56	-3.01	4.55	30.00	Complies
157	5785 MHz	10.40	-3.01	7.39	30.00	Complies
165	5825 MHz	10.56	-3.01	7.55	30.00	Complies

Note: $Directional\ Gain = 10\log\left[\frac{\sum_{j=1}^{N_{SS}}\left\{\sum_{K=1}^{N_{ANT}}g_{j,k}\right\}^2}{N_{ANT}}\right] = 5.74\text{dBi} < 6\text{dBi}$, so the limit doesn't reduce.

Straddle Channel

Channel	Frequency	Power Density (dBm/MHz)	Max. Limit (dBm/MHz)	Result
144	5720 MHz (UNII 2C)	10.21	11.00	Complies

Note: $Directional\ Gain = 10\log\left[\frac{\sum_{j=1}^{N_{SS}}\left\{\sum_{K=1}^{N_{ANT}}g_{j,k}\right\}^2}{N_{ANT}}\right] = 5.74\text{dBi} < 6\text{dBi}$, so the limit doesn't reduce.

Channel	Frequency	Power Density (dBm/MHz)	10log(500kHz/RBW) Factor (dB)	Power Density (dBm/500kHz)	Power Density Limit (dBm/500kHz)	Result
144	5720 MHz (UNII 3)	9.57	-3.01	6.56	30.00	Complies

Note: $Directional\ Gain = 10\log\left[\frac{\sum_{j=1}^{N_{SS}}\left\{\sum_{K=1}^{N_{ANT}}g_{j,k}\right\}^2}{N_{ANT}}\right] = 5.74\text{dBi} < 6\text{dBi}$, so the limit doesn't reduce.

Configuration IEEE 802.11ac MCS0/Nss1 VHT40 / Chain 1 + Chain 2 + Chain 3

Channel	Frequency	Power Density (dBm/MHz)	Max. Limit (dBm/MHz)	Result
38	5190 MHz	2.22	12.49	Complies
46	5230 MHz	6.57	12.49	Complies
54	5270 MHz	6.47	6.49	Complies
62	5310 MHz	2.33	6.49	Complies
102	5510 MHz	1.26	6.49	Complies
110	5550 MHz	6.30	6.49	Complies
134	5670 MHz	6.37	6.49	Complies

Note: $Directional\ Gain = 10\log\left[\frac{\sum_{j=1}^{N_{SS}}\left\{\sum_{K=1}^{N_{ANT}}g_{j,k}\right\}^2}{N_{ANT}}\right] = 10.51\text{ dBi} > 6\text{ dBi}.$

5.15~5.25 GHz limit = $17 - (10.51 - 6) = 12.49\text{ dBm/MHz}.$

5.25-5.35 GHz, 5.470-5.725 GHz limit = $11 - (10.51 - 6) = 6.49\text{ dBm/MHz}.$

Channel	Frequency	Power Density (dBm/MHz)	10log(500kHz/RBW) Factor (dB)	Power Density (dBm/500kHz)	Power Density Limit (dBm/500kHz)	Result
151	5755 MHz	0.77	-3.01	-2.24	25.49	Complies
159	5795 MHz	6.46	-3.01	3.45	25.49	Complies

Note: $Directional\ Gain = 10\log\left[\frac{\sum_{j=1}^{N_{SS}}\left\{\sum_{K=1}^{N_{ANT}}g_{j,k}\right\}^2}{N_{ANT}}\right] = 10.51\text{ dBi} > 6\text{ dBi},$ so limit = $30 - (10.51 - 6) = 25.49\text{ dBm/500kHz}.$

Straddle Channel

Channel	Frequency	Power Density (dBm/MHz)	Max. Limit (dBm/MHz)	Result
142	5710 MHz (UNII 2C)	6.17	6.49	Complies

Note: $Directional\ Gain = 10\log\left[\frac{\sum_{j=1}^{N_{SS}}\left\{\sum_{K=1}^{N_{ANT}}g_{j,k}\right\}^2}{N_{ANT}}\right] = 10.51\text{ dBi} > 6\text{ dBi},$ so limit = $11 - (10.51 - 6) = 6.49\text{ dBm/MHz}.$

Channel	Frequency	Power Density (dBm/MHz)	10log(500kHz/RBW) Factor (dB)	Power Density (dBm/500kHz)	Power Density Limit (dBm/500kHz)	Result
144	5710 MHz (UNII 3)	5.49	-3.01	2.48	25.49	Complies

Note: $Directional\ Gain = 10\log\left[\frac{\sum_{j=1}^{N_{SS}}\left\{\sum_{K=1}^{N_{ANT}}g_{j,k}\right\}^2}{N_{ANT}}\right] = 10.51\text{ dBi} > 6\text{ dBi},$ so limit = $30 - (10.51 - 6) = 25.49\text{ dBm/500kHz}.$

Configuration IEEE 802.11ac MCS0/Nss3 VHT40 / Chain 1 + Chain 2 + Chain 3

Channel	Frequency	Power Density (dBm/MHz)	Max. Limit (dBm/MHz)	Result
38	5190 MHz	2.47	17.00	Complies
46	5230 MHz	7.97	17.00	Complies
54	5270 MHz	7.37	11.00	Complies
62	5310 MHz	3.30	11.00	Complies
102	5510 MHz	2.17	11.00	Complies
110	5550 MHz	7.45	11.00	Complies
134	5670 MHz	7.53	11.00	Complies

Note: $Directional\ Gain = 10\log\left[\frac{\sum_{j=1}^{N_{SS}}\left\{\sum_{K=1}^{N_{ANT}}g_{j,k}\right\}^2}{N_{ANT}}\right] = 5.74\text{dBi} < 6\text{dBi}$, so the limit doesn't reduce.

Channel	Frequency	Power Density (dBm/MHz)	10log(500kHz/RBW) Factor (dB)	Power Density (dBm/500kHz)	Power Density Limit (dBm/500kHz)	Result
151	5755 MHz	1.81	-3.01	-1.20	30.00	Complies
159	5795 MHz	6.80	-3.01	3.79	30.00	Complies

Note: $Directional\ Gain = 10\log\left[\frac{\sum_{j=1}^{N_{SS}}\left\{\sum_{K=1}^{N_{ANT}}g_{j,k}\right\}^2}{N_{ANT}}\right] = 5.74\text{dBi} < 6\text{dBi}$, so the limit doesn't reduce.

Straddle Channel

Channel	Frequency	Power Density (dBm/MHz)	Max. Limit (dBm/MHz)	Result
142	5710 MHz (UNII 2C)	6.88	11.00	Complies

Note: $Directional\ Gain = 10\log\left[\frac{\sum_{j=1}^{N_{SS}}\left\{\sum_{K=1}^{N_{ANT}}g_{j,k}\right\}^2}{N_{ANT}}\right] = 5.74\text{dBi} < 6\text{dBi}$, so the limit doesn't reduce.

Channel	Frequency	Power Density (dBm/MHz)	10log(500kHz/RBW) Factor (dB)	Power Density (dBm/500kHz)	Power Density Limit (dBm/500kHz)	Result
144	5710 MHz (UNII 3)	5.98	-3.01	2.97	30.00	Complies

Note: $Directional\ Gain = 10\log\left[\frac{\sum_{j=1}^{N_{SS}}\left\{\sum_{K=1}^{N_{ANT}}g_{j,k}\right\}^2}{N_{ANT}}\right] = 5.74\text{dBi} < 6\text{dBi}$, so the limit doesn't reduce.

Configuration IEEE 802.11ac MCS0/Nss1 VHT80 / Chain 1 + Chain 2 + Chain 3

Channel	Frequency	Power Density (dBm/MHz)	Max. Limit (dBm/MHz)	Result
42	5210 MHz	-1.79	12.49	Complies
58	5290 MHz	-1.92	6.49	Complies
106	5530 MHz	-3.16	6.49	Complies
122	5610 MHz	3.61	6.49	Complies

Note: $Directional\ Gain = 10\log\left[\frac{\sum_{j=1}^{N_{SS}}\left\{\sum_{K=1}^{N_{ANT}}g_{j,k}\right\}^2}{N_{ANT}}\right] = 10.51\text{ dBi} > 6\text{ dBi}.$

5.15~5.25 GHz limit = 17 - (10.51 - 6) = 12.49 dBm/MHz.

5.25-5.35 GHz, 5.470-5.725 GHz limit = 11 - (10.51 - 6) = 6.49 dBm/MHz.

Channel	Frequency	Power Density (dBm/MHz)	10log(500kHz/RBW) Factor (dB)	Power Density (dBm/500kHz)	Power Density Limit (dBm/500kHz)	Result
155	5775 MHz	-3.38	-3.01	-6.39	25.49	Complies

Note: $Directional\ Gain = 10\log\left[\frac{\sum_{j=1}^{N_{SS}}\left\{\sum_{K=1}^{N_{ANT}}g_{j,k}\right\}^2}{N_{ANT}}\right] = 10.51\text{ dBi} > 6\text{ dBi},$ so limit = 30 - (10.51 - 6) = 25.49 dBm/500kHz.

Straddle Channel

Channel	Frequency	Power Density (dBm/MHz)	Max. Limit (dBm/MHz)	Result
138	5690 MHz (UNII 2C)	2.56	6.49	Complies

Note: $Directional\ Gain = 10\log\left[\frac{\sum_{j=1}^{N_{SS}}\left\{\sum_{K=1}^{N_{ANT}}g_{j,k}\right\}^2}{N_{ANT}}\right] = 10.51\text{ dBi} > 6\text{ dBi},$ so limit = 11 - (10.51 - 6) = 6.49 dBm/MHz.

Channel	Frequency	Power Density (dBm/MHz)	10log(500kHz/RBW) Factor (dB)	Power Density (dBm/500kHz)	Power Density Limit (dBm/500kHz)	Result
138	5690 MHz (UNII 3)	1.02	-3.01	-1.99	25.49	Complies

Note: $Directional\ Gain = 10\log\left[\frac{\sum_{j=1}^{N_{SS}}\left\{\sum_{K=1}^{N_{ANT}}g_{j,k}\right\}^2}{N_{ANT}}\right] = 10.51\text{ dBi} > 6\text{ dBi},$ so limit = 30 - (10.51 - 6) = 25.49 dBm/500kHz.

Configuration IEEE 802.11ac MCS0/Nss3 VHT80 / Chain 1 + Chain 2 + Chain 3

Channel	Frequency	Power Density (dBm/MHz)	Max. Limit (dBm/MHz)	Result
42	5210 MHz	-1.65	11.00	Complies
58	5290 MHz	-1.26	11.00	Complies
106	5530 MHz	-2.63	11.00	Complies
122	5610 MHz	3.41	11.00	Complies

Note: $Directional\ Gain = 10\log\left[\frac{\sum_{j=1}^{N_{SS}}\left\{\sum_{K=1}^{N_{ANT}}g_{j,k}\right\}^2}{N_{ANT}}\right] = 5.74\text{dBi} < 6\text{dBi}$, so the limit doesn't reduce.

Channel	Frequency	Power Density (dBm/MHz)	10log(500kHz/RBW) Factor (dB)	Power Density (dBm/500kHz)	Power Density Limit (dBm/500kHz)	Result
155	5775 MHz	-2.41	-3.01	-5.42	30.00	Complies

Note: $Directional\ Gain = 10\log\left[\frac{\sum_{j=1}^{N_{SS}}\left\{\sum_{K=1}^{N_{ANT}}g_{j,k}\right\}^2}{N_{ANT}}\right] = 5.74\text{dBi} < 6\text{dBi}$, so the limit doesn't reduce.

Straddle Channel

Channel	Frequency	Power Density (dBm/MHz)	Max. Limit (dBm/MHz)	Result
138	5690 MHz (UNII 2C)	3.25	11.00	Complies

Note: $Directional\ Gain = 10\log\left[\frac{\sum_{j=1}^{N_{SS}}\left\{\sum_{K=1}^{N_{ANT}}g_{j,k}\right\}^2}{N_{ANT}}\right] = 5.74\text{dBi} < 6\text{dBi}$, so the limit doesn't reduce.

Channel	Frequency	Power Density (dBm/MHz)	10log(500kHz/RBW) Factor (dB)	Power Density (dBm/500kHz)	Power Density Limit (dBm/500kHz)	Result
138	5690 MHz (UNII 3)	1.80	-3.01	-1.21	30.00	Complies

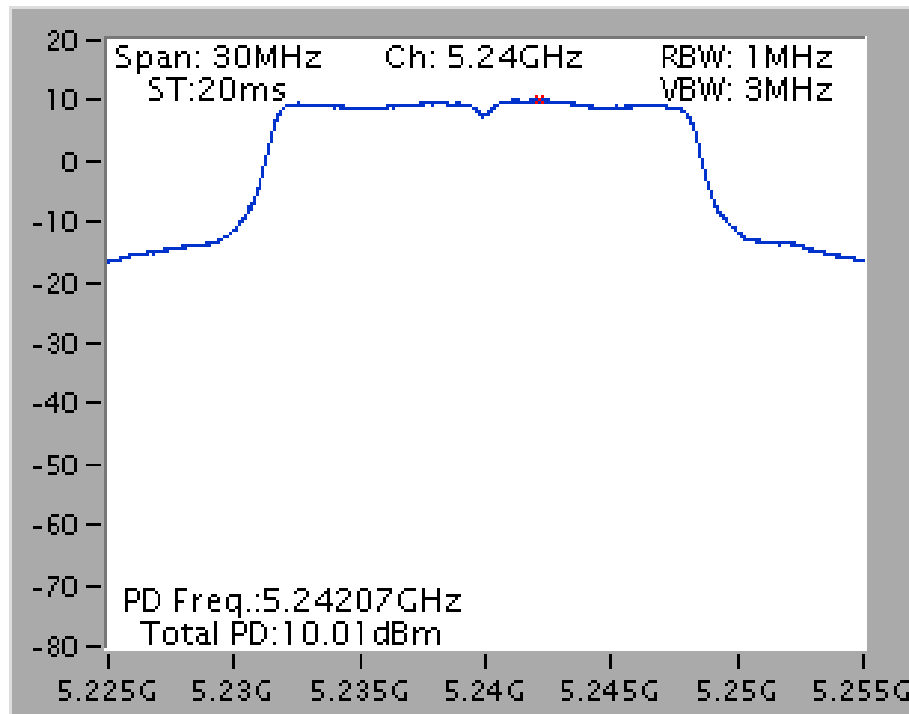
Note: $Directional\ Gain = 10\log\left[\frac{\sum_{j=1}^{N_{SS}}\left\{\sum_{K=1}^{N_{ANT}}g_{j,k}\right\}^2}{N_{ANT}}\right] = 5.74\text{dBi} < 6\text{dBi}$, so the limit doesn't reduce.

Note: All the test values were listed in the report.

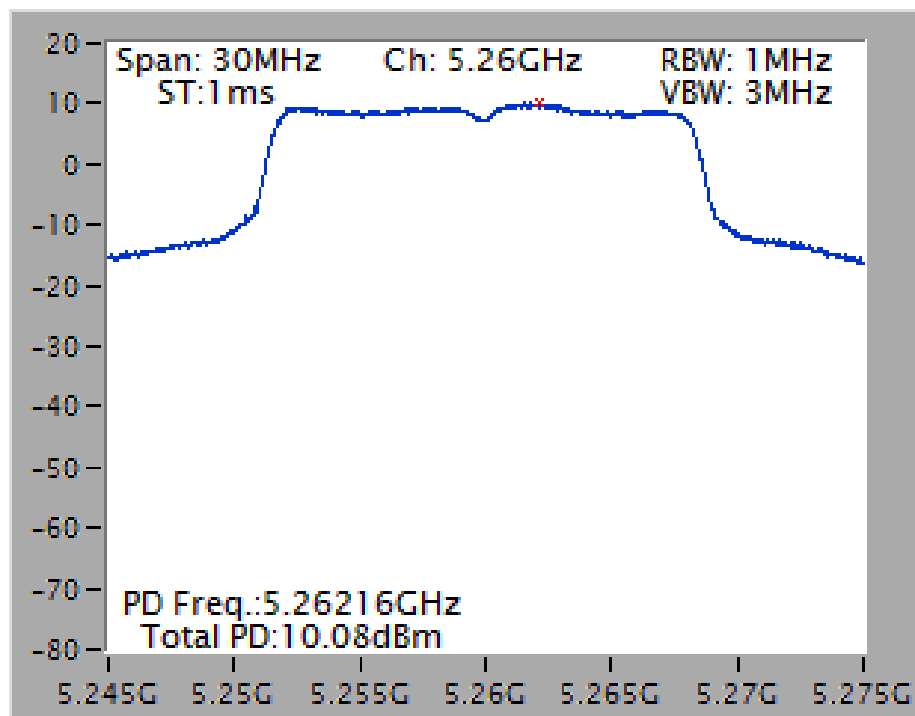
For plots, only the channel with worse result was shown.

Mode 1 (Ant. 1 Dipole antenna / 1dBi)

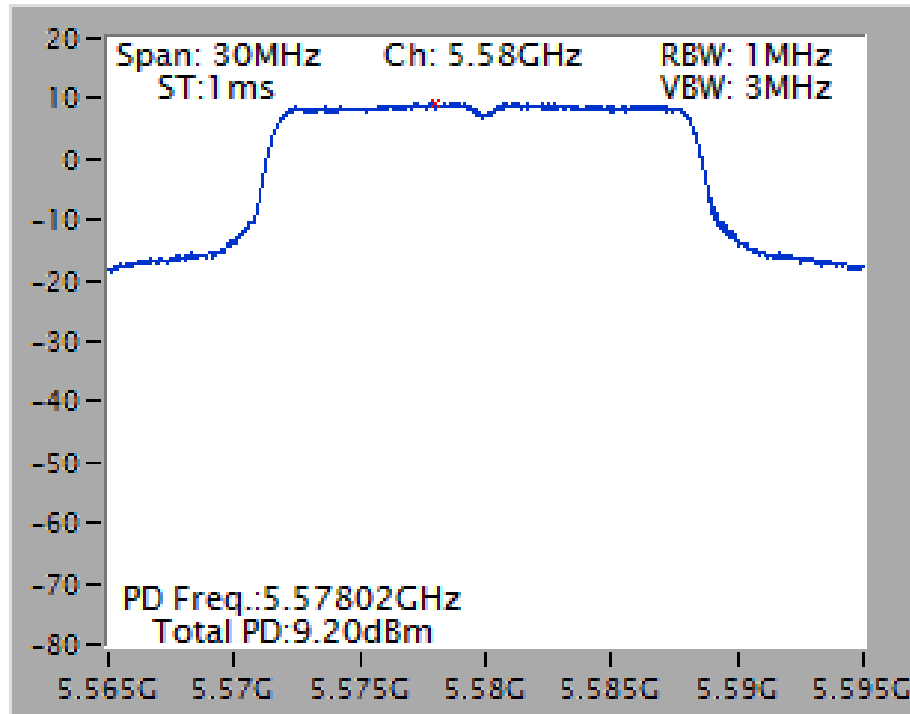
Power Density Plot on Configuration IEEE 802.11a / Chain 1 + Chain 2 + Chain 3 / 5240 MHz



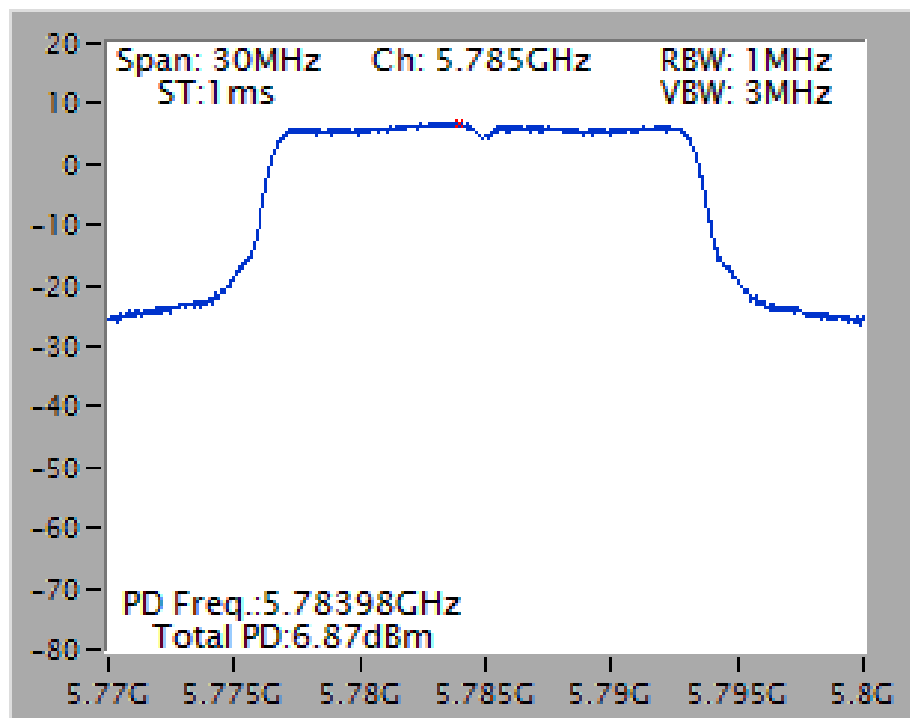
Power Density Plot on Configuration IEEE 802.11a / Chain 1 + Chain 2 + Chain 3 / 5260 MHz



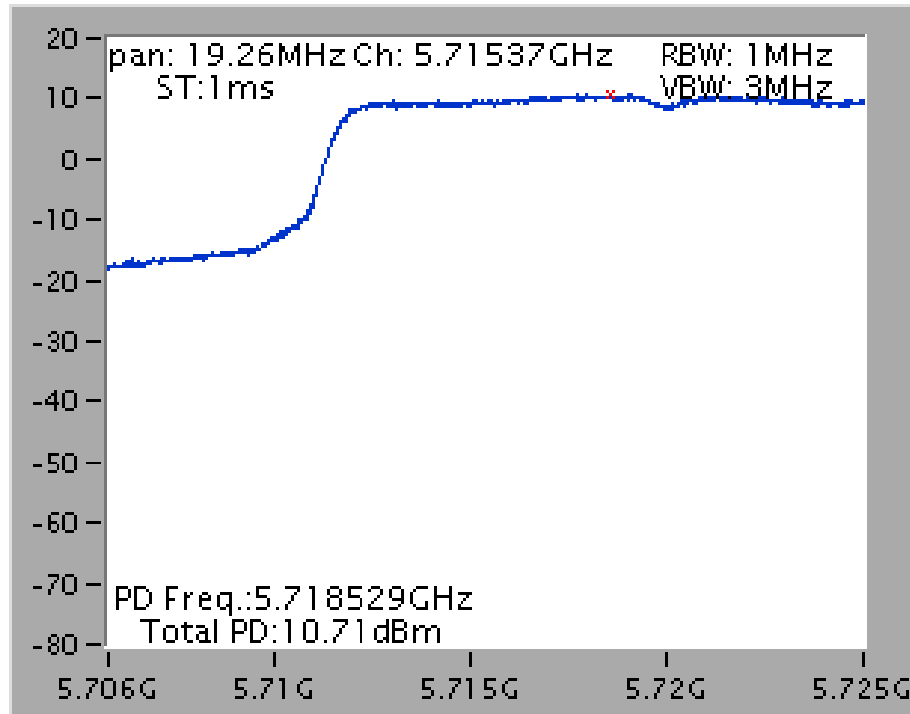
Power Density Plot on Configuration IEEE 802.11a / Chain 1 + Chain 2 + Chain 3 / 5580 MHz



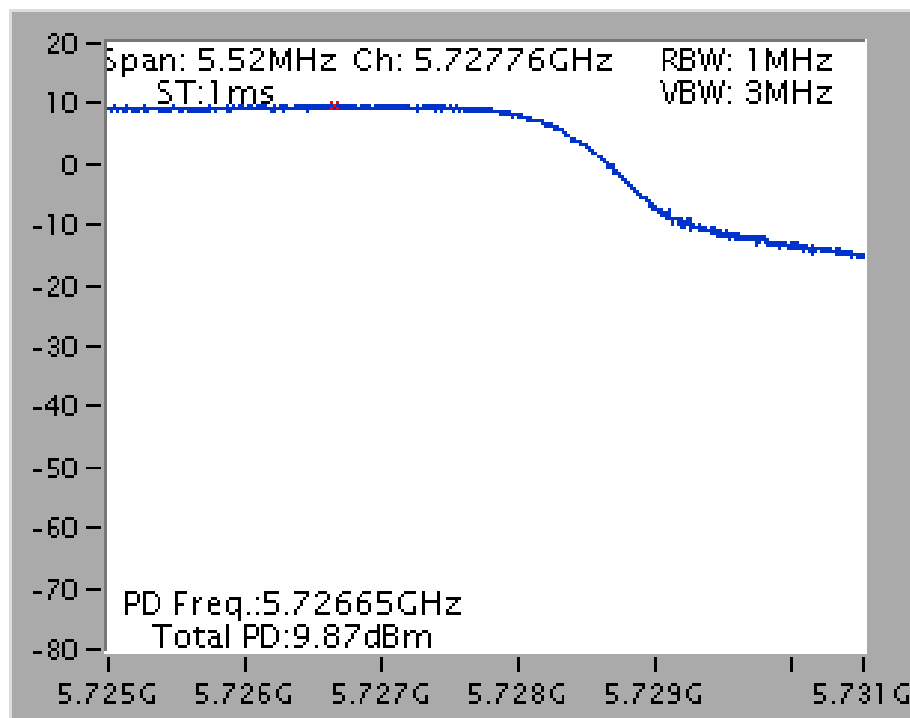
Power Density Plot on Configuration IEEE 802.11a / Chain 1 + Chain 2 + Chain 3 / 5785 MHz



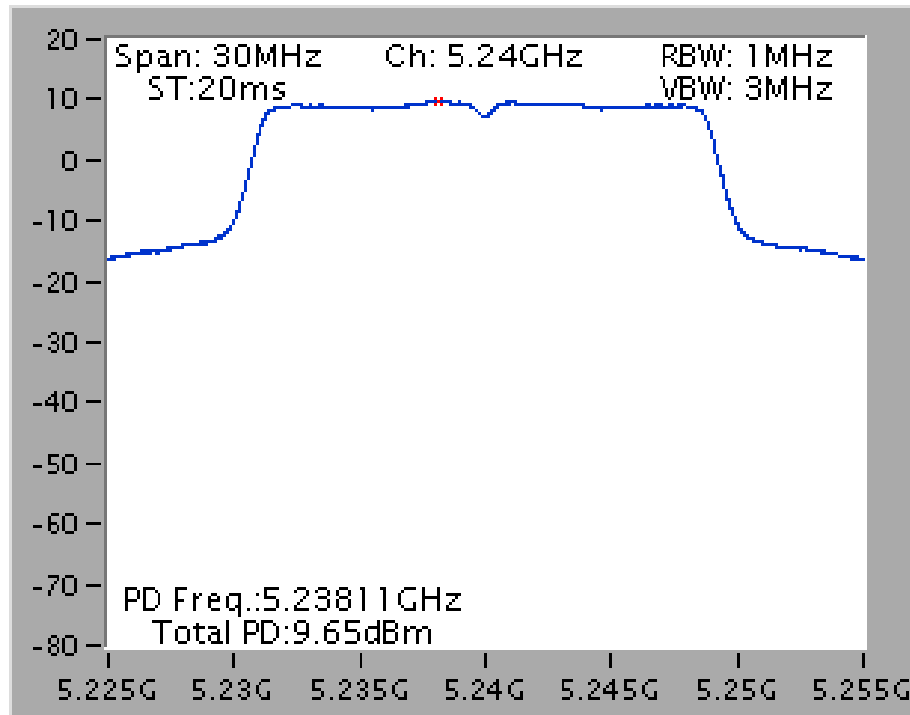
Power Density Plot on Configuration IEEE 802.11a / Chain 1 + Chain 2 + Chain 3 / 5720 MHz (UNII 2C)



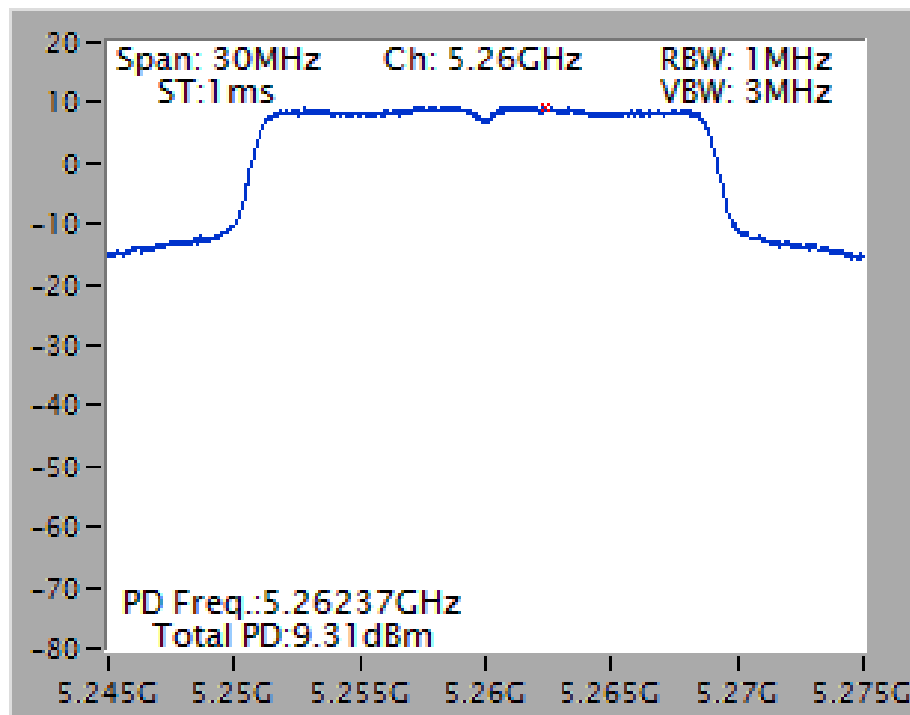
Power Density Plot on Configuration IEEE 802.11a / Chain 1 + Chain 2 + Chain 3 / 5720 MHz (UNII 3)



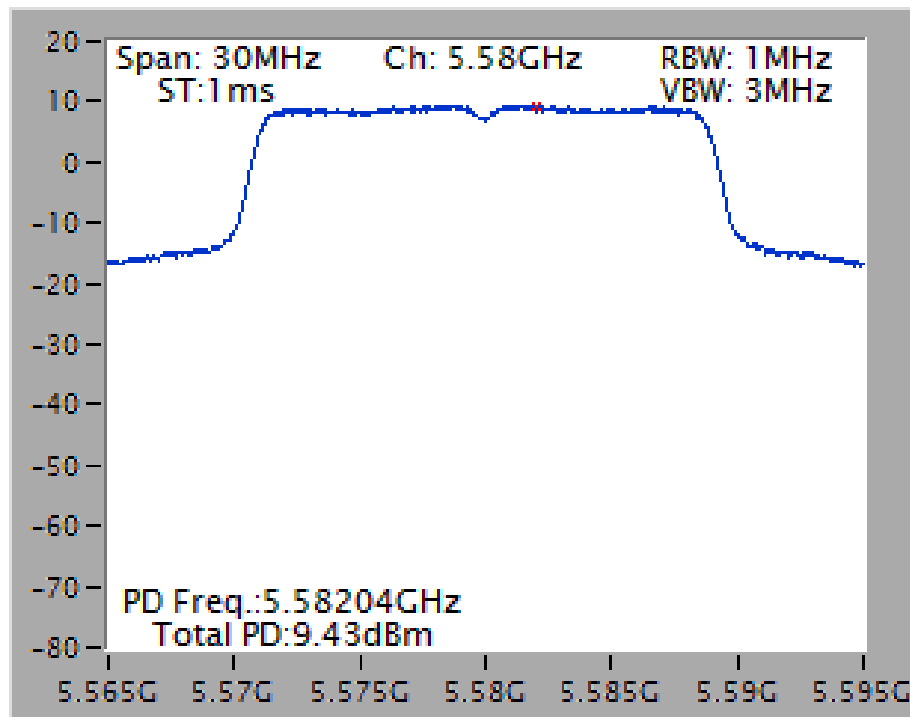
Power Density Plot on Configuration IEEE 802.11ac MCS0/Nss1 VHT20 / Chain 1 + Chain 2 + Chain 3 /
5240 MHz



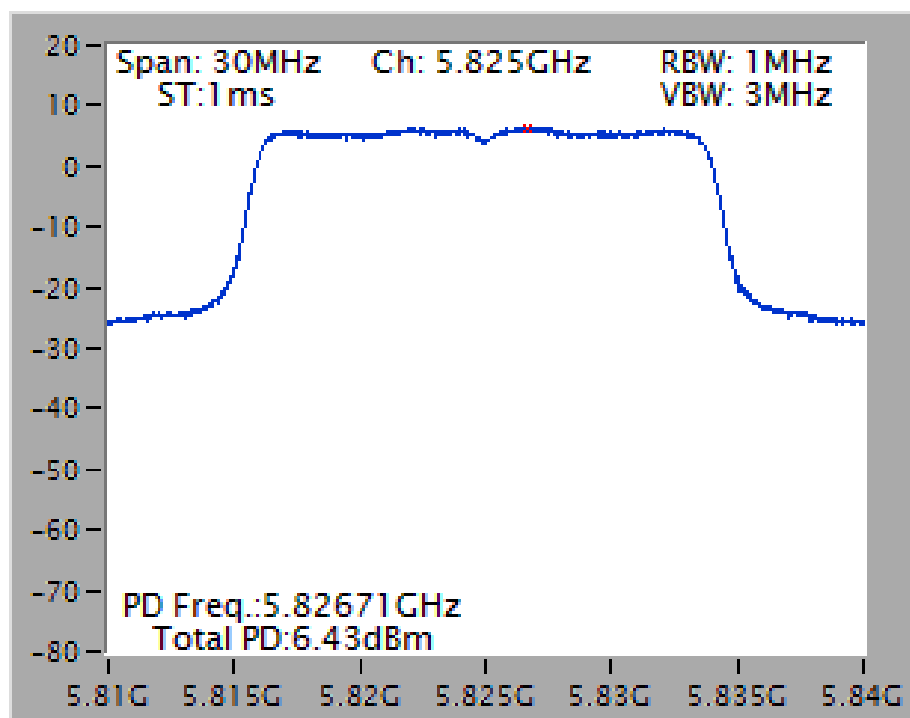
Power Density Plot on Configuration IEEE 802.11ac MCS0/Nss1 VHT20 / Chain 1 + Chain 2 + Chain 3 /
5260 MHz



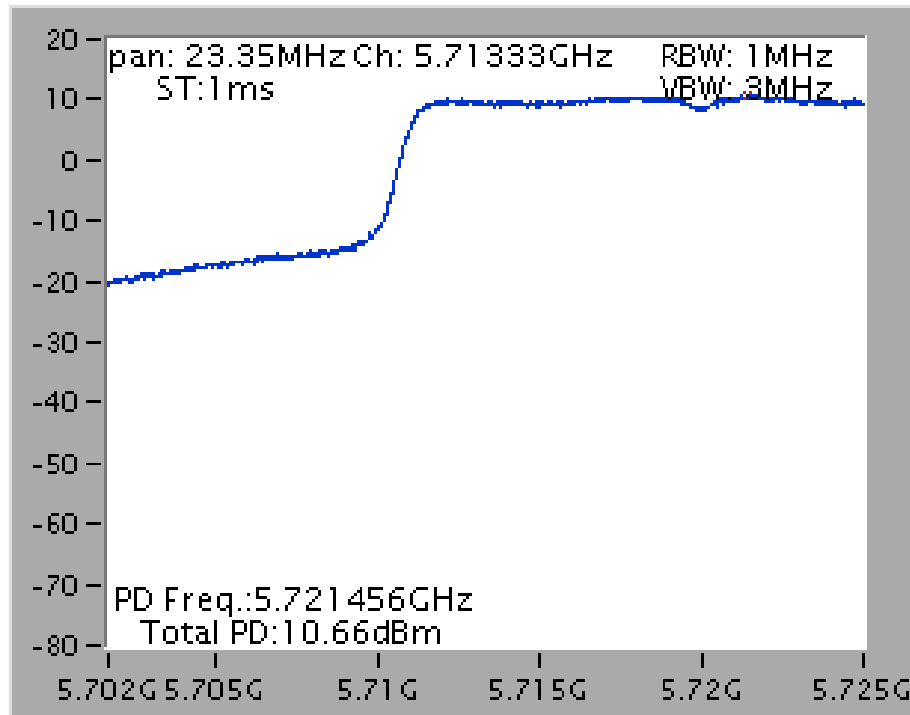
Power Density Plot on Configuration IEEE 802.11ac MCS0/Nss1 VHT20 / Chain 1 + Chain 2 + Chain 3 /
5580 MHz



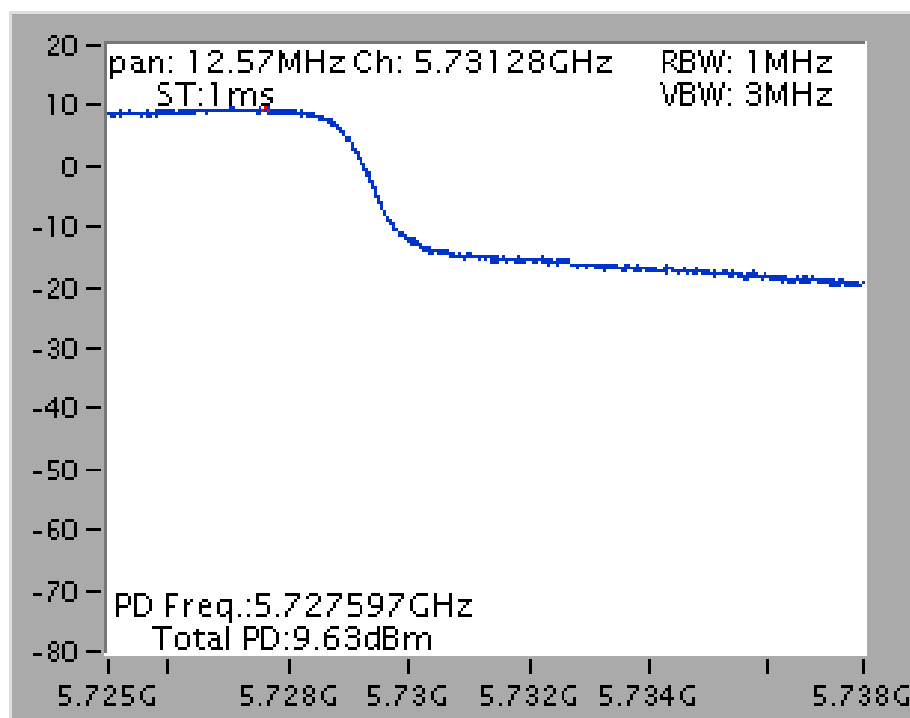
Power Density Plot on Configuration IEEE 802.11ac MCS0/Nss1 VHT20 / Chain 1 + Chain 2 + Chain 3 /
5825 MHz



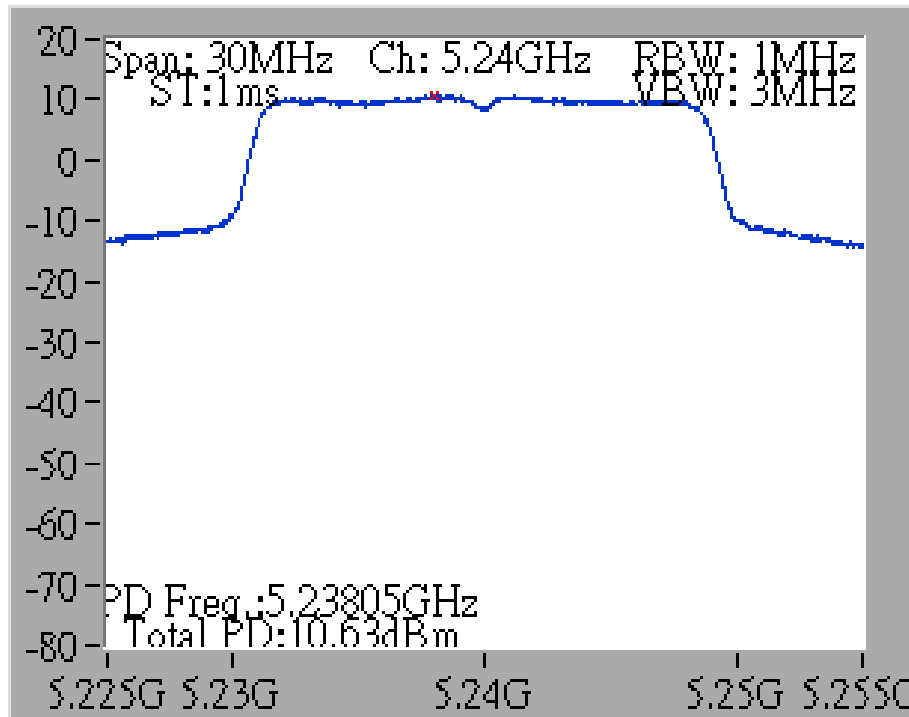
Power Density Plot on Configuration IEEE 802.11ac MCS0/Nss1 VHT20 / Chain 1 + Chain 2 + Chain 3 /
5720 MHz (UNII 2C)



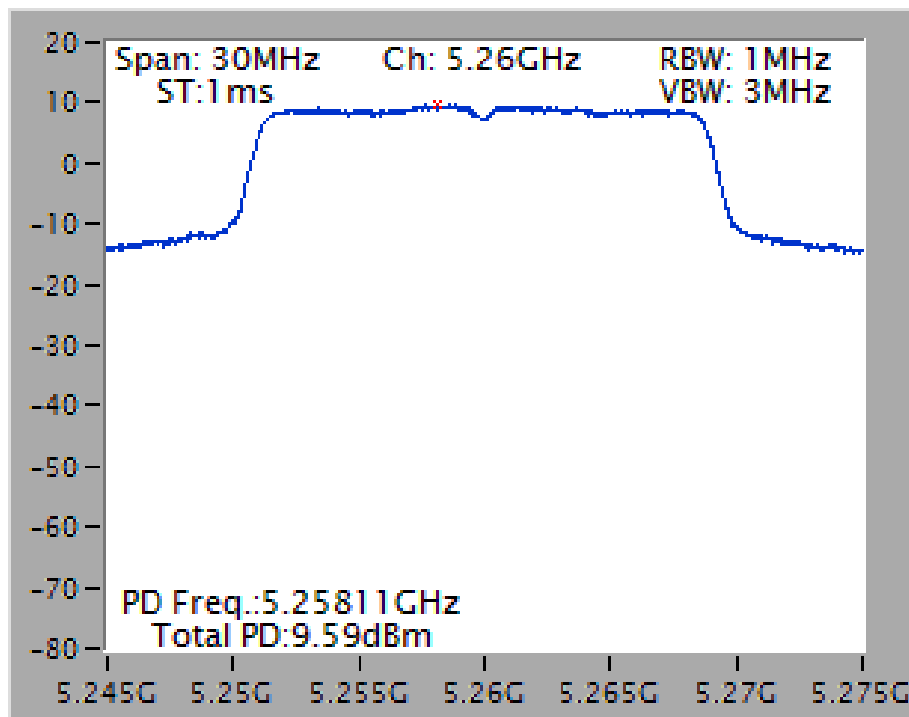
Power Density Plot on Configuration IEEE 802.11ac MCS0/Nss1 VHT20 / Chain 1 + Chain 2 + Chain 3 /
5720 MHz (UNII 3)



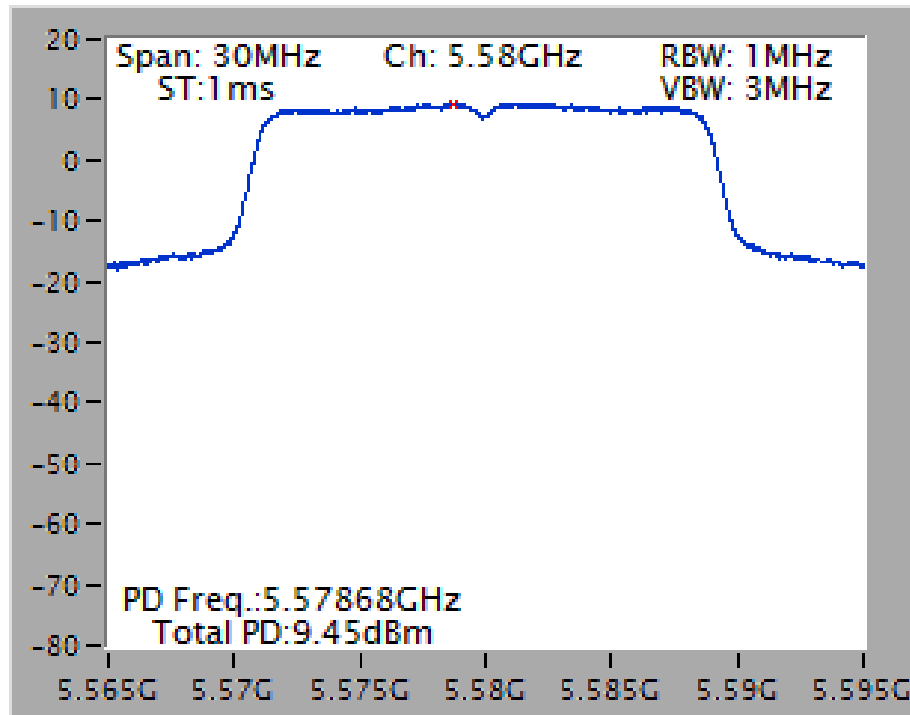
Power Density Plot on Configuration IEEE 802.11ac MCS0/Nss3 VHT20 / Chain 1 + Chain 2 + Chain 3 / 5240 MHz



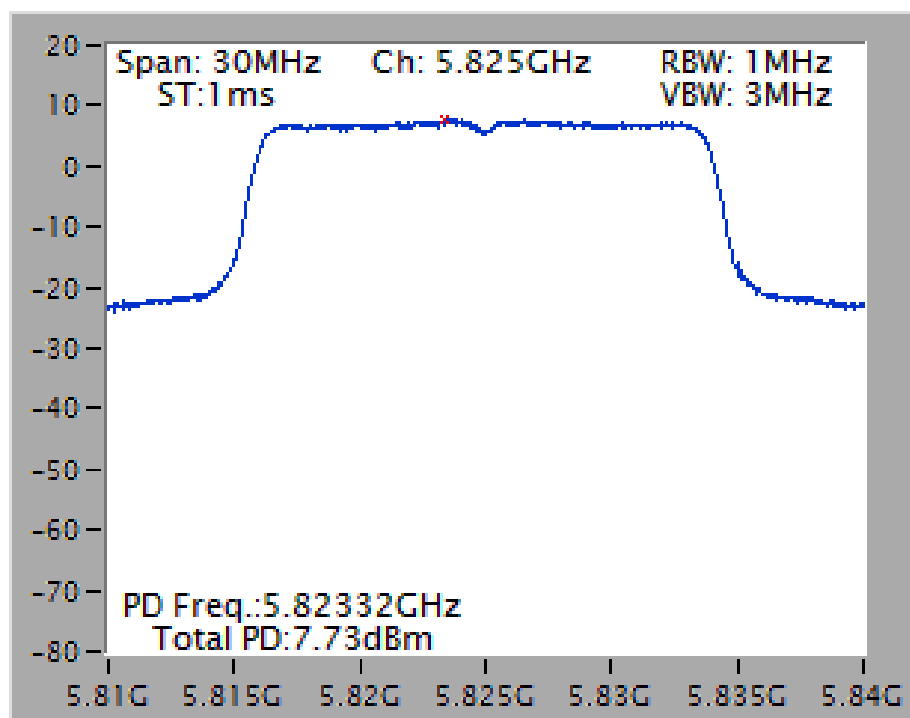
Power Density Plot on Configuration IEEE 802.11ac MCS0/Nss3 VHT20 / Chain 1 + Chain 2 + Chain 3 / 5260 MHz



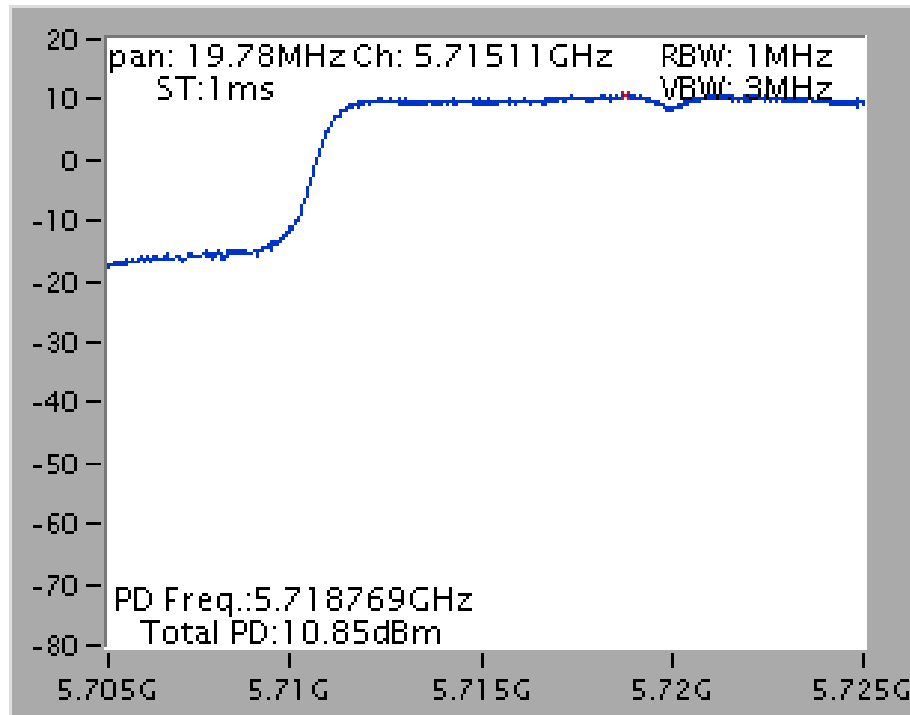
Power Density Plot on Configuration IEEE 802.11ac MCS0/Nss3 VHT20 / Chain 1 + Chain 2 + Chain 3 /
5580 MHz



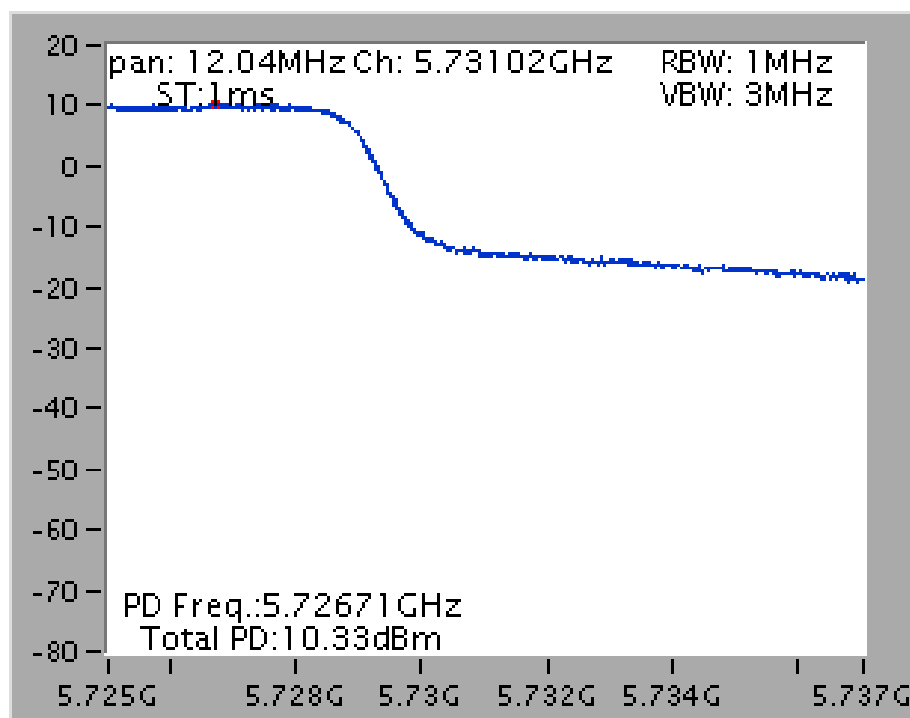
Power Density Plot on Configuration IEEE 802.11ac MCS0/Nss3 VHT20 / Chain 1 + Chain 2 + Chain 3 /
5825 MHz



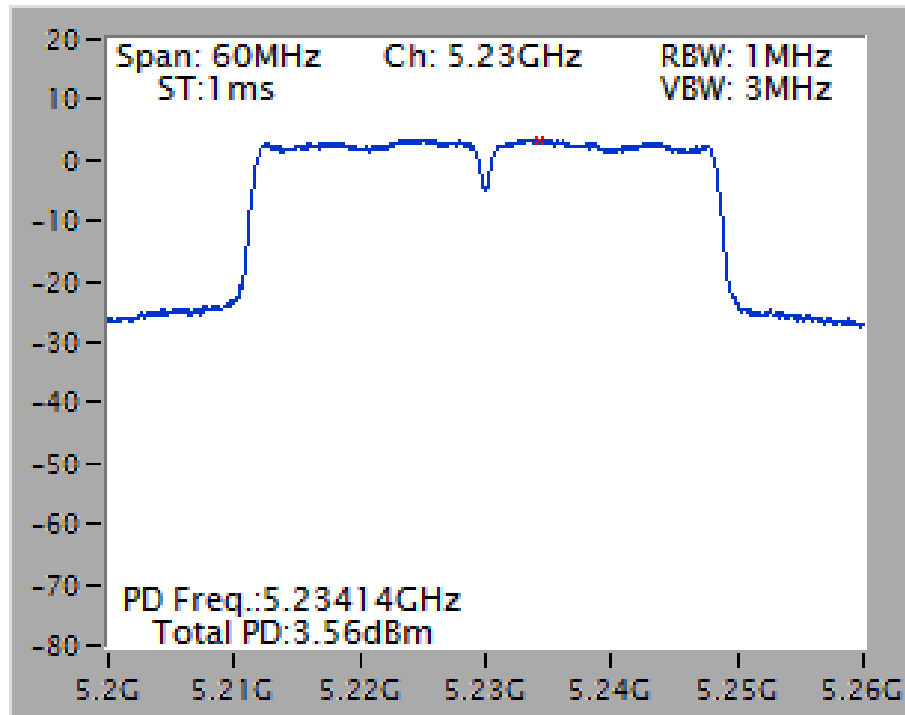
Power Density Plot on Configuration IEEE 802.11ac MCS0/Nss3 VHT20 / Chain 1 + Chain 2 + Chain 3 /
5720 MHz (UNII 2C)



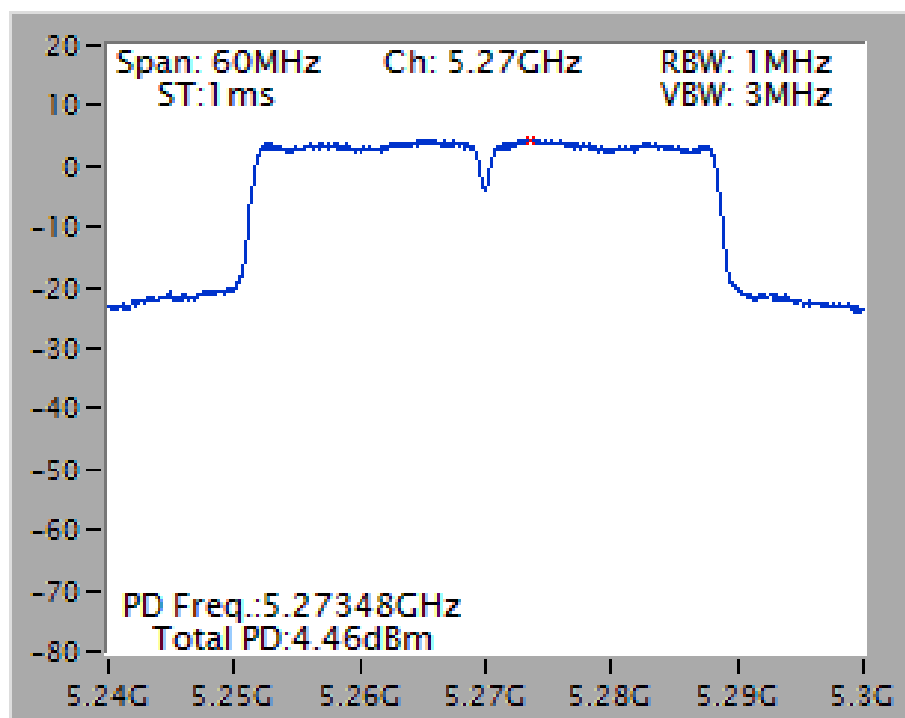
Power Density Plot on Configuration IEEE 802.11ac MCS0/Nss3 VHT20 / Chain 1 + Chain 2 + Chain 3 /
5720 MHz (UNII 3)



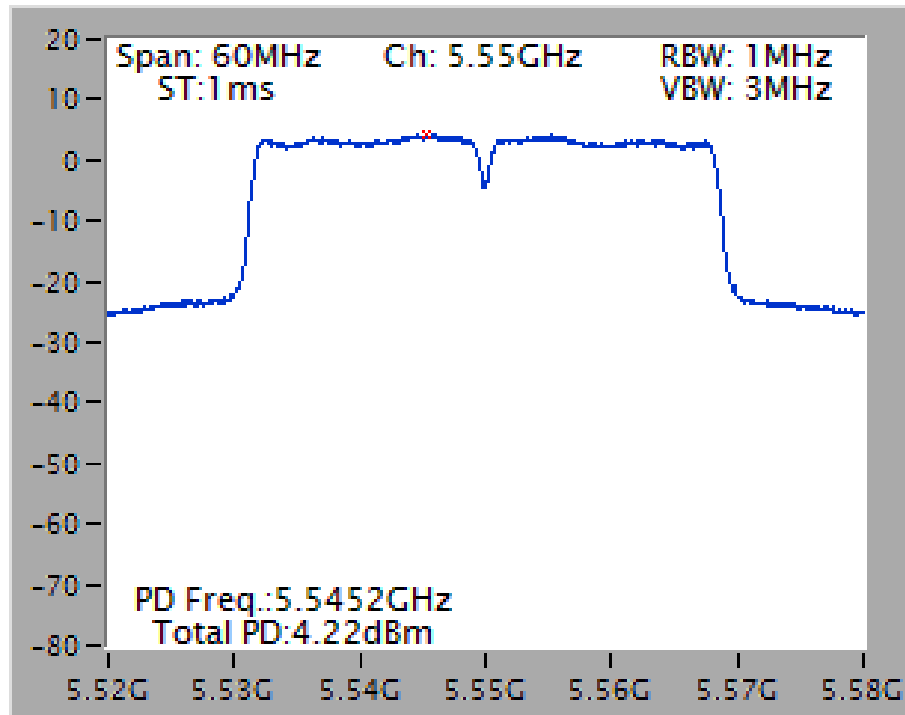
Power Density Plot on Configuration IEEE 802.11ac MCS0/Nss1 VHT40 / Chain 1 + Chain 2 + Chain 3 /
5230 MHz



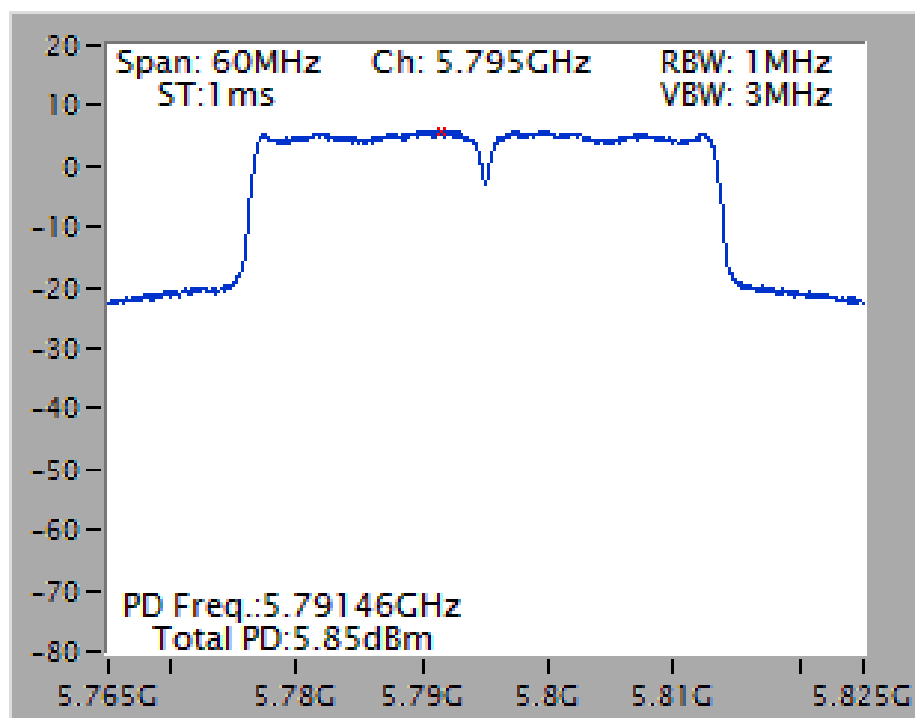
Power Density Plot on Configuration IEEE 802.11ac MCS0/Nss1 VHT40 / Chain 1 + Chain 2 + Chain 3 /
5270 MHz



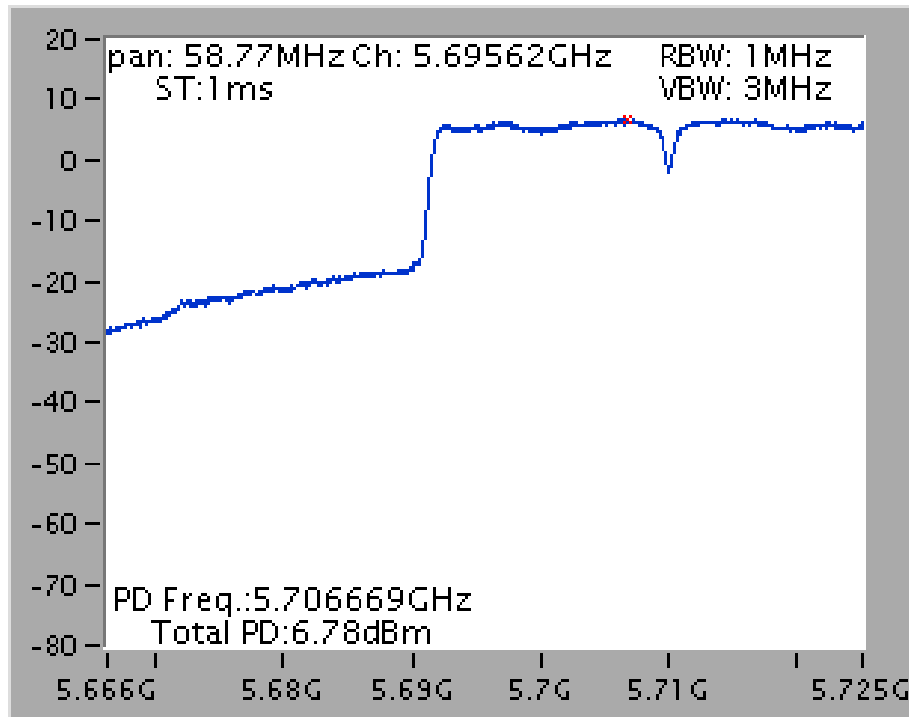
Power Density Plot on Configuration IEEE 802.11ac MCS0/Nss1 VHT40 / Chain 1 + Chain 2 + Chain 3 /
5550 MHz



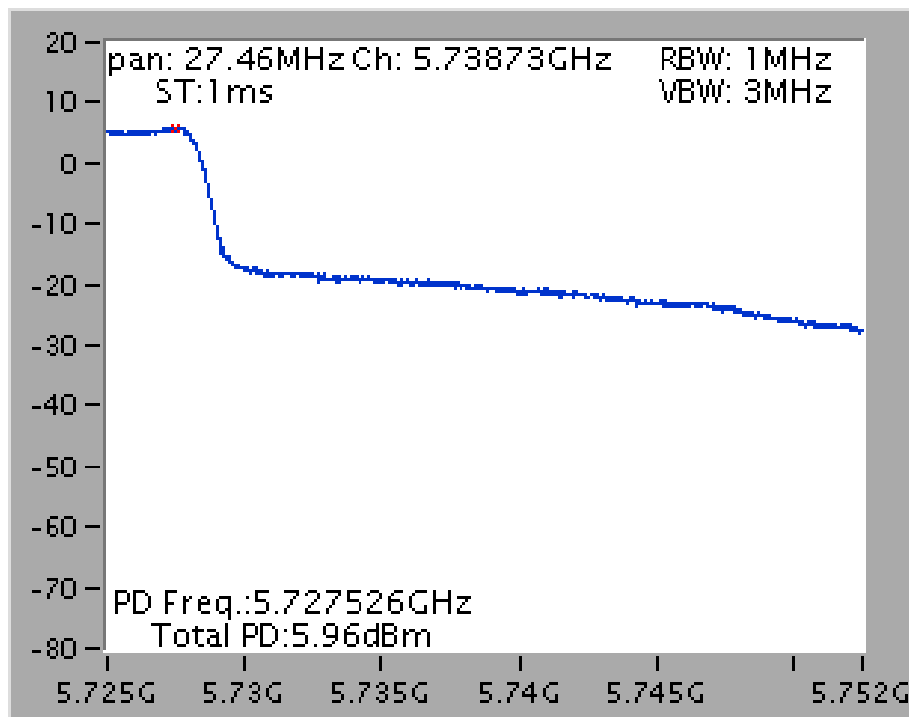
Power Density Plot on Configuration IEEE 802.11ac MCS0/Nss1 VHT40 / Chain 1 + Chain 2 + Chain 3 /
5795 MHz



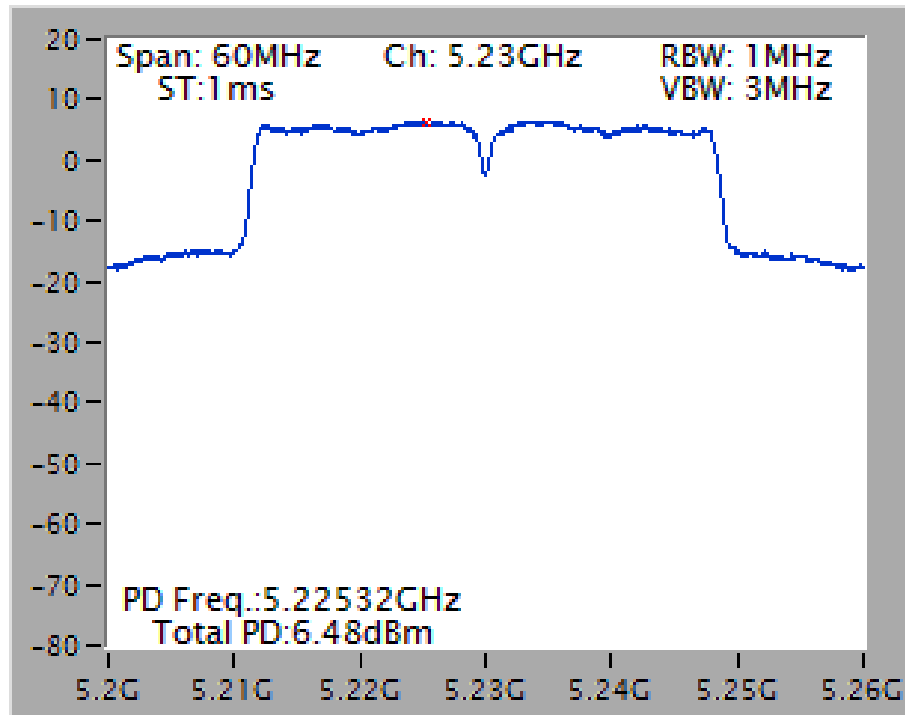
Power Density Plot on Configuration IEEE 802.11ac MCS0/Nss1 VHT40 / Chain 1 + Chain 2 + Chain 3 / 5710 MHz (UNII 2C)



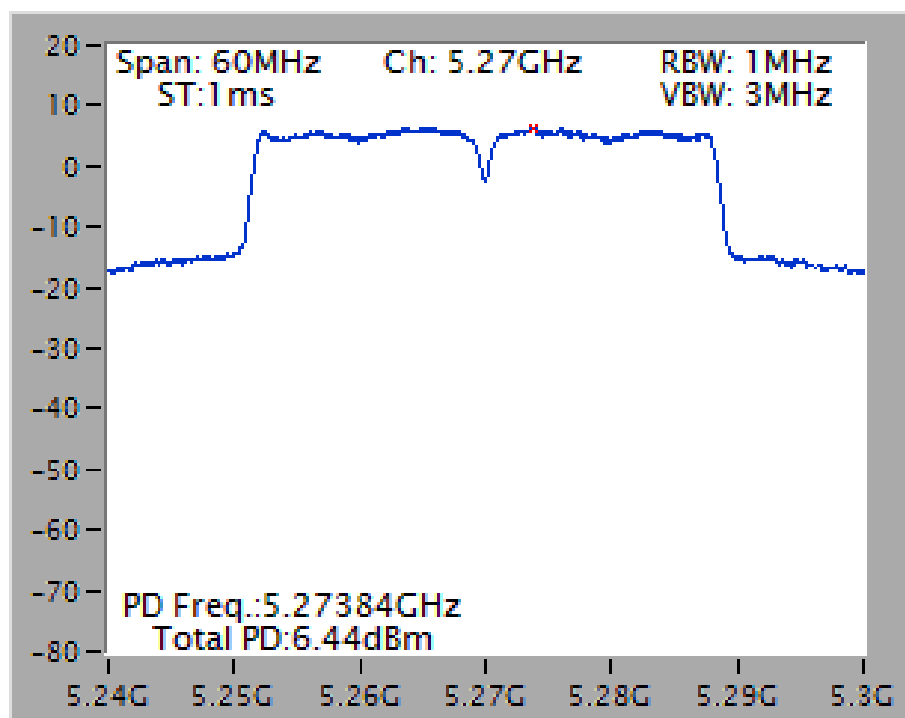
Power Density Plot on Configuration IEEE 802.11ac MCS0/Nss1 VHT40 / Chain 1 + Chain 2 + Chain 3 / 5710 MHz (UNII 3)



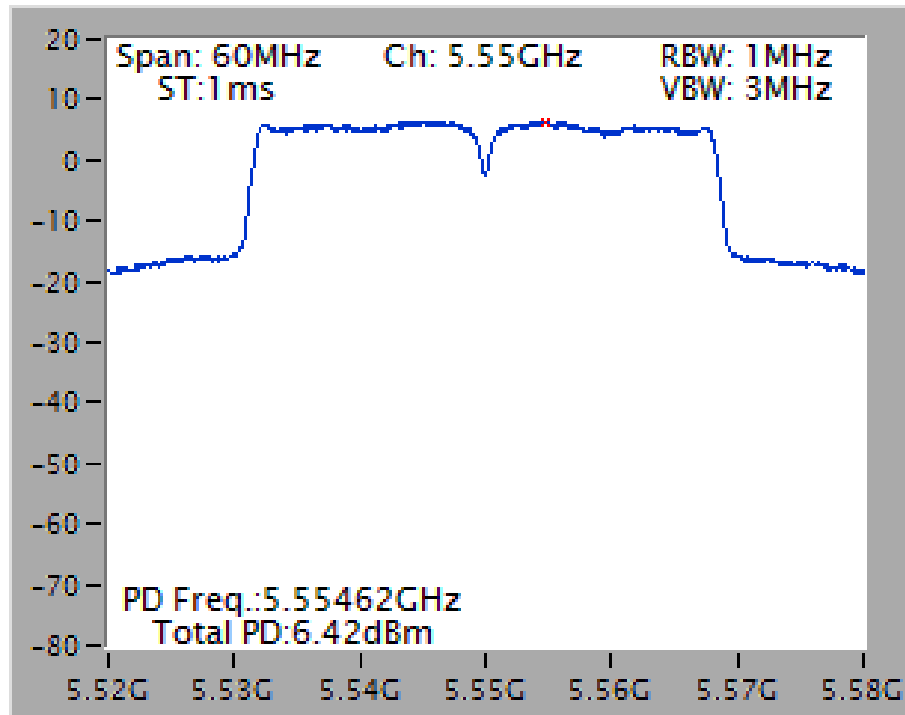
Power Density Plot on Configuration IEEE 802.11ac MCS0/Nss3 VHT40 / Chain 1 + Chain 2 + Chain 3 /
5230 MHz



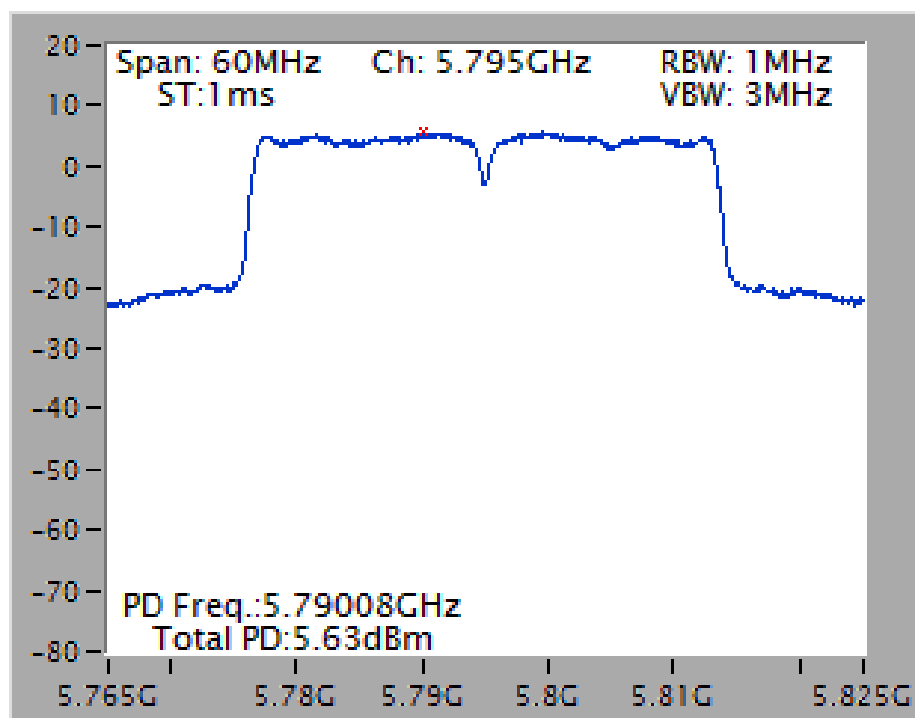
Power Density Plot on Configuration IEEE 802.11ac MCS0/Nss3 VHT40 / Chain 1 + Chain 2 + Chain 3 /
5270 MHz



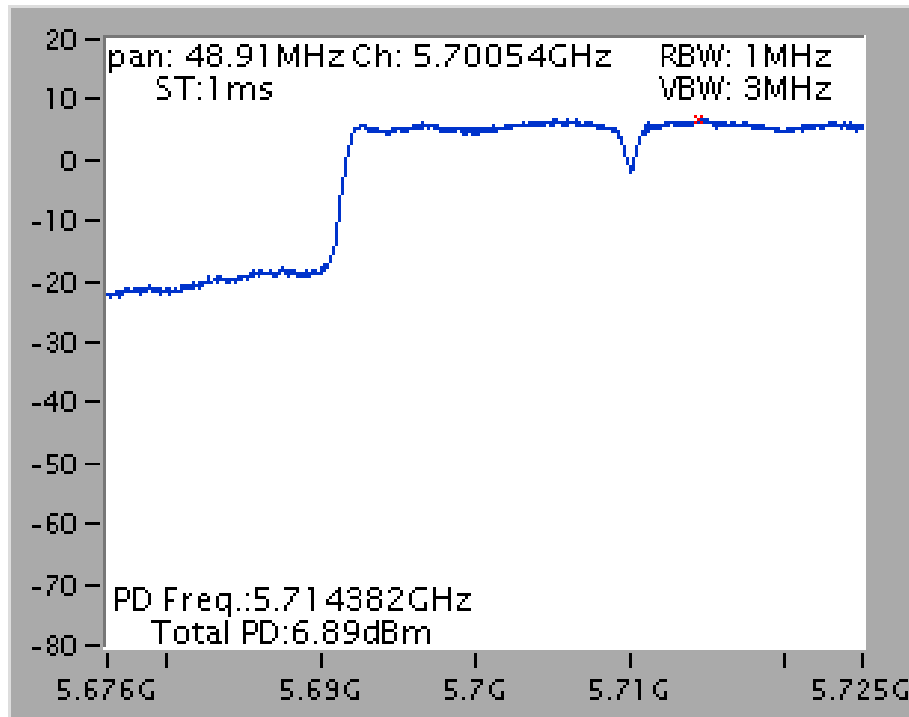
Power Density Plot on Configuration IEEE 802.11ac MCS0/Nss3 VHT40 / Chain 1 + Chain 2 + Chain 3 /
5550 MHz



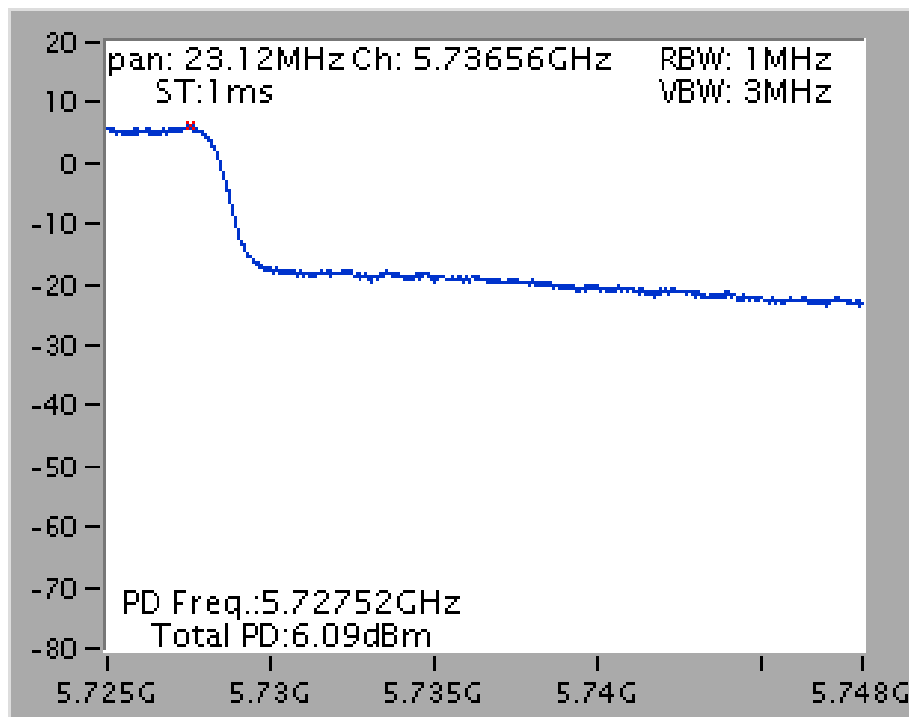
Power Density Plot on Configuration IEEE 802.11ac MCS0/Nss3VHT40 / Chain 1 + Chain 2 + Chain 3 /
5795 MHz



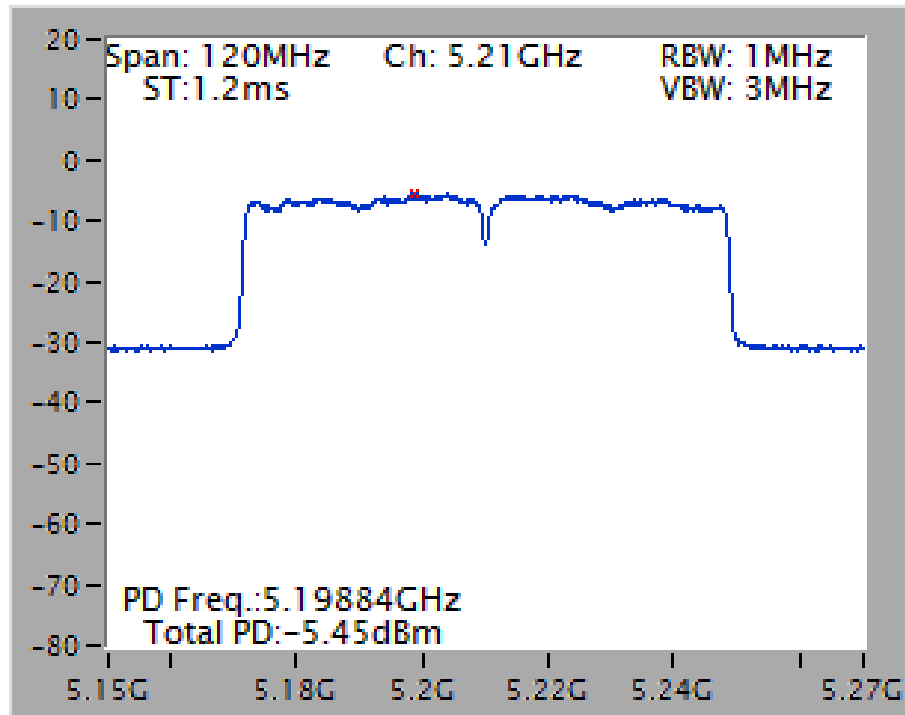
Power Density Plot on Configuration IEEE 802.11ac MCS0/Nss3 VHT40 / Chain 1 + Chain 2 + Chain 3 / 5710 MHz (UNII 2C)



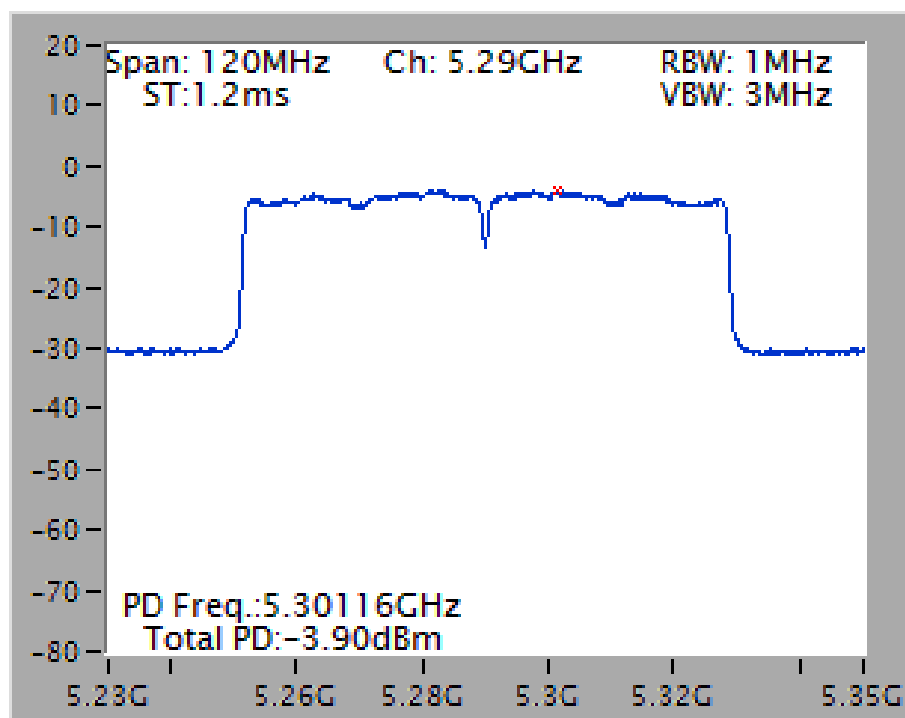
Power Density Plot on Configuration IEEE 802.11ac MCS0/Nss3 VHT40 / Chain 1 + Chain 2 + Chain 3 / 5710 MHz (UNII 3)



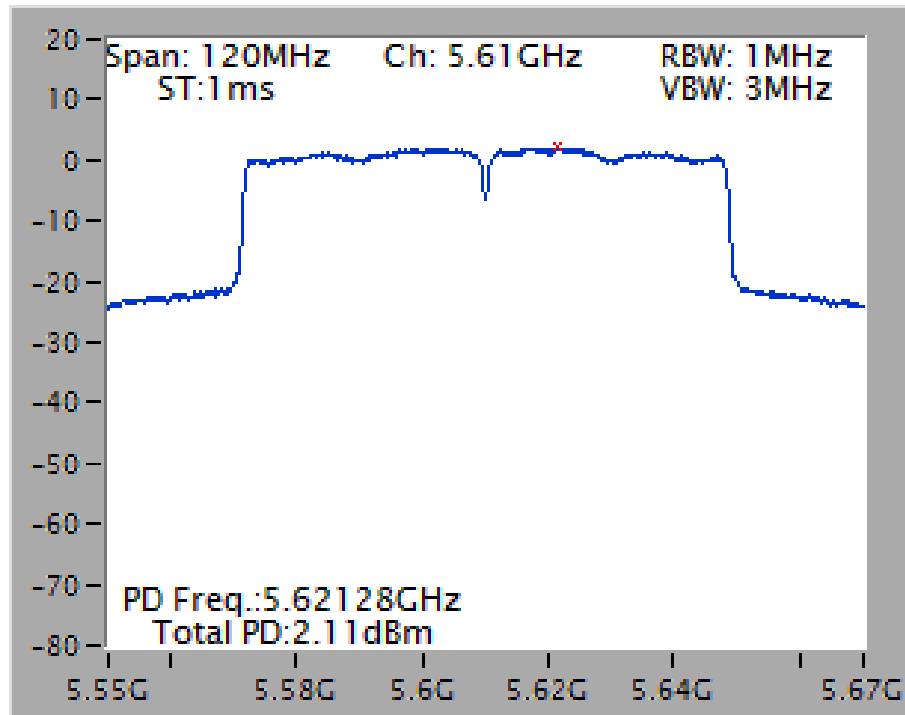
Power Density Plot on Configuration IEEE 802.11ac MCS0/Nss1 VHT80 / Chain 1 + Chain 2 + Chain 3 /
5210 MHz



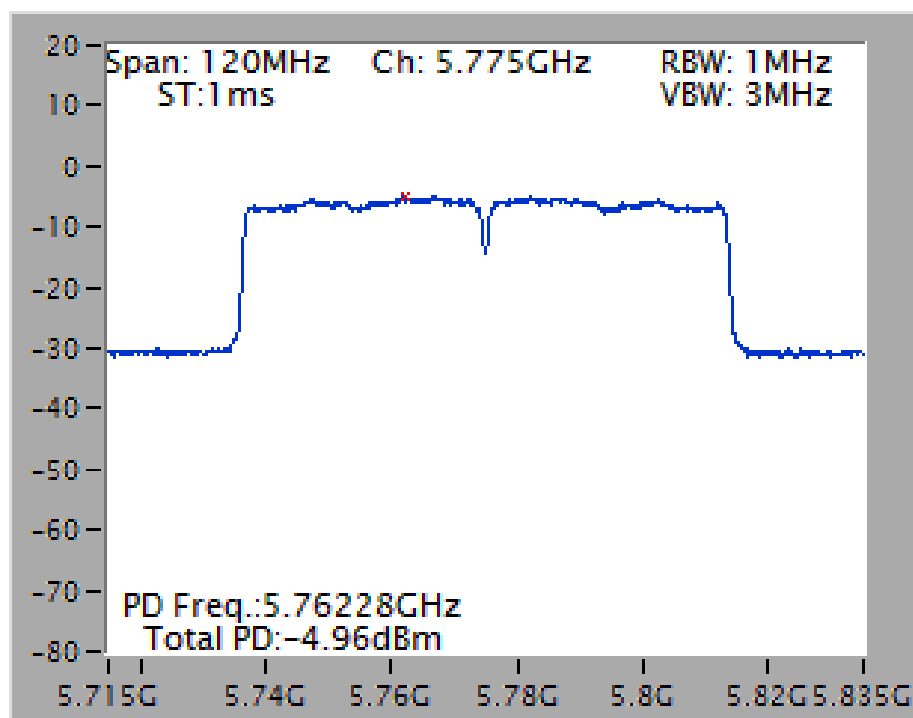
Power Density Plot on Configuration IEEE 802.11ac MCS0/Nss1 VHT80 / Chain 1 + Chain 2 + Chain 3 /
5290 MHz



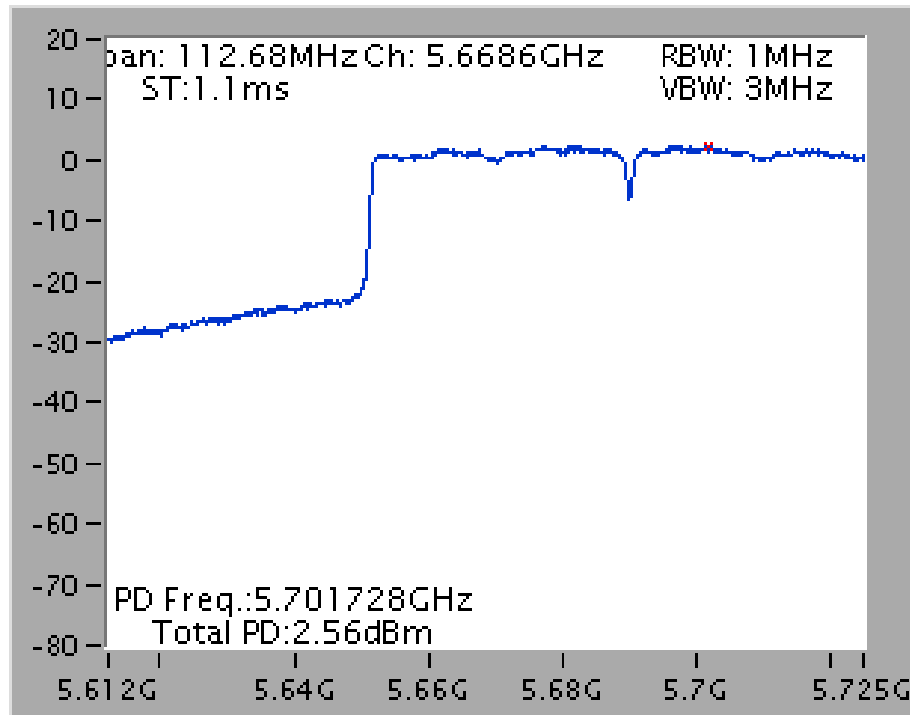
Power Density Plot on Configuration IEEE 802.11ac MCS0/Nss1 VHT80 / Chain 1 + Chain 2 + Chain 3 /
5610 MHz



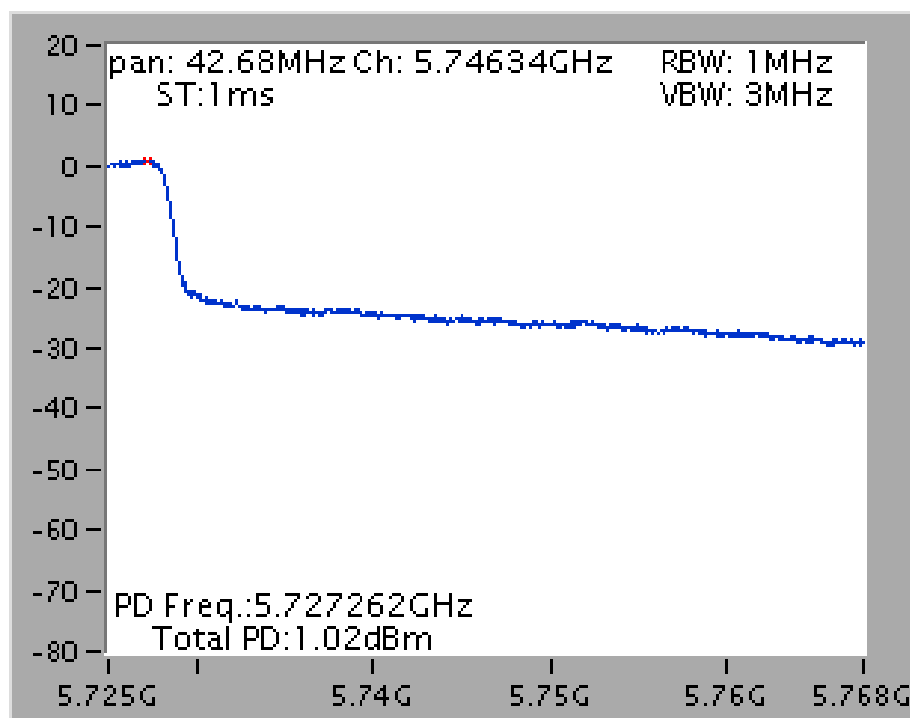
Power Density Plot on Configuration IEEE 802.11ac MCS0/Nss1 VHT80 / Chain 1 + Chain 2 + Chain 3 /
5775 MHz



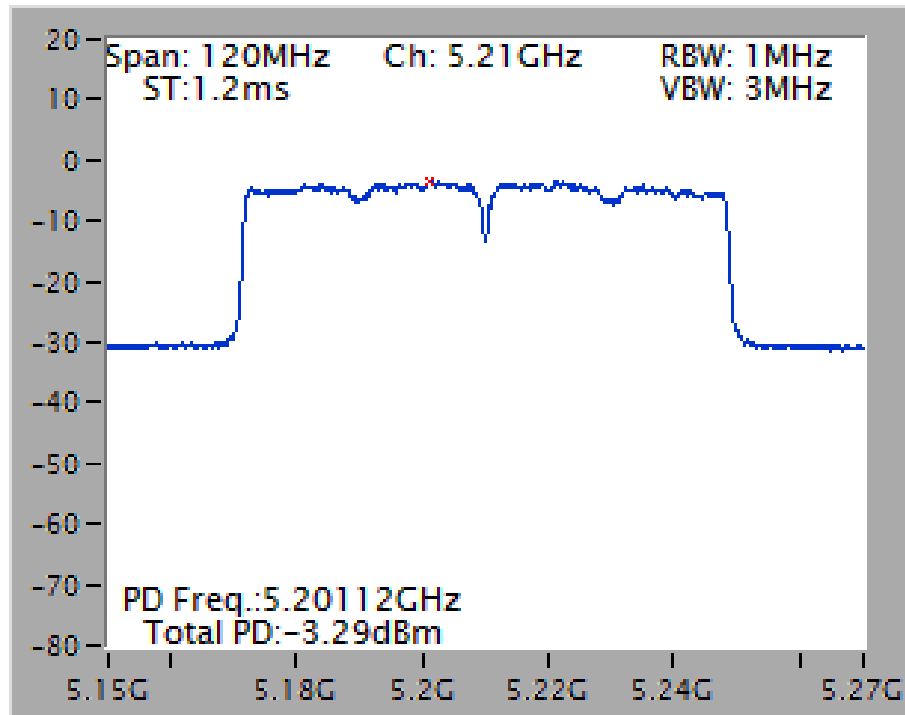
Power Density Plot on Configuration IEEE 802.11ac MCS0/Nss1 VHT80 / Chain 1 + Chain 2 + Chain 3 /
5690 MHz (UNII 2C)



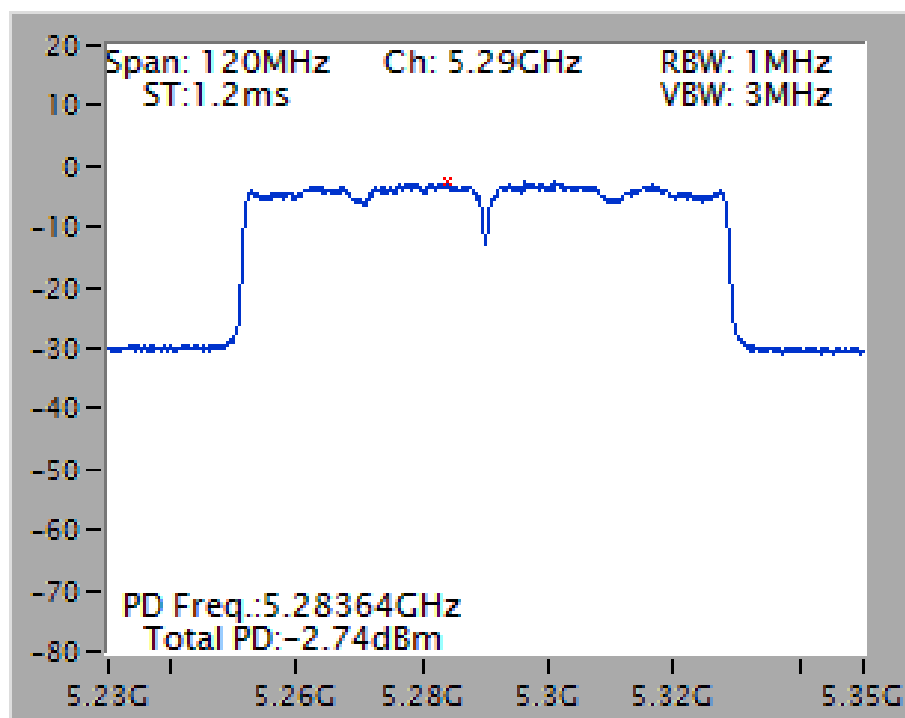
Power Density Plot on Configuration IEEE 802.11ac MCS0/Nss1 VHT80 / Chain 1 + Chain 2 + Chain 3 /
5690 MHz (UNII 3)



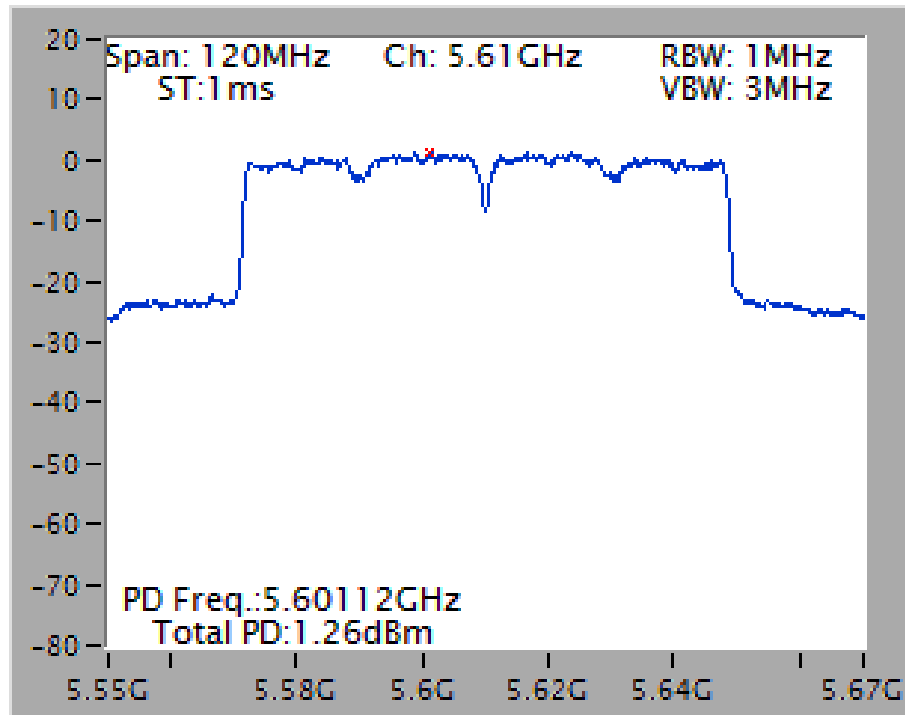
Power Density Plot on Configuration IEEE 802.11ac MCS0/Nss3 VHT80 / Chain 1 + Chain 2 + Chain 3 /
5210 MHz



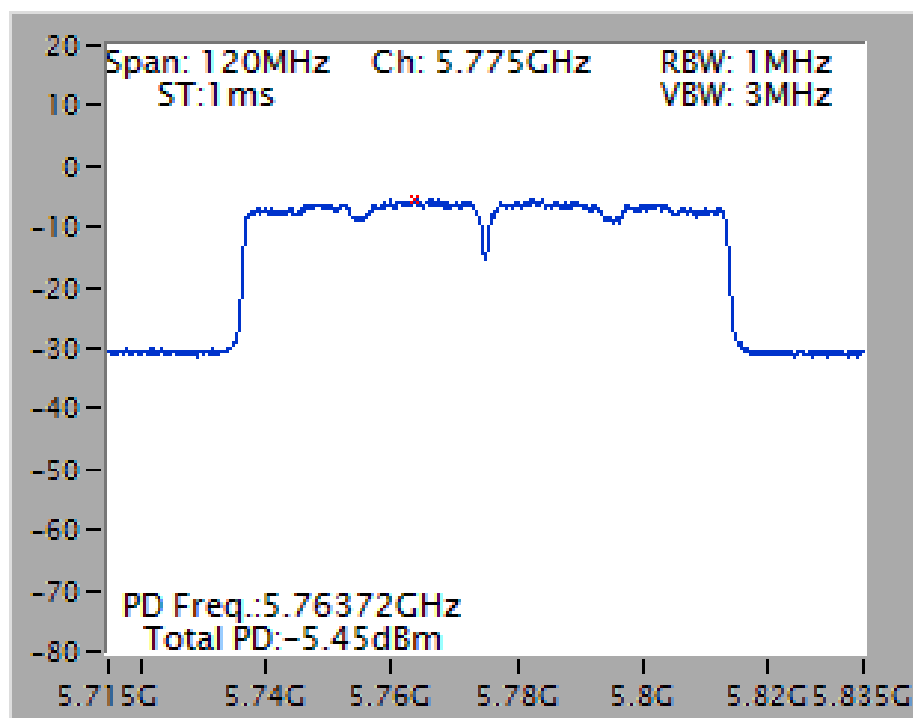
Power Density Plot on Configuration IEEE 802.11ac MCS0/Nss3 VHT80 / Chain 1 + Chain 2 + Chain 3 /
5290 MHz



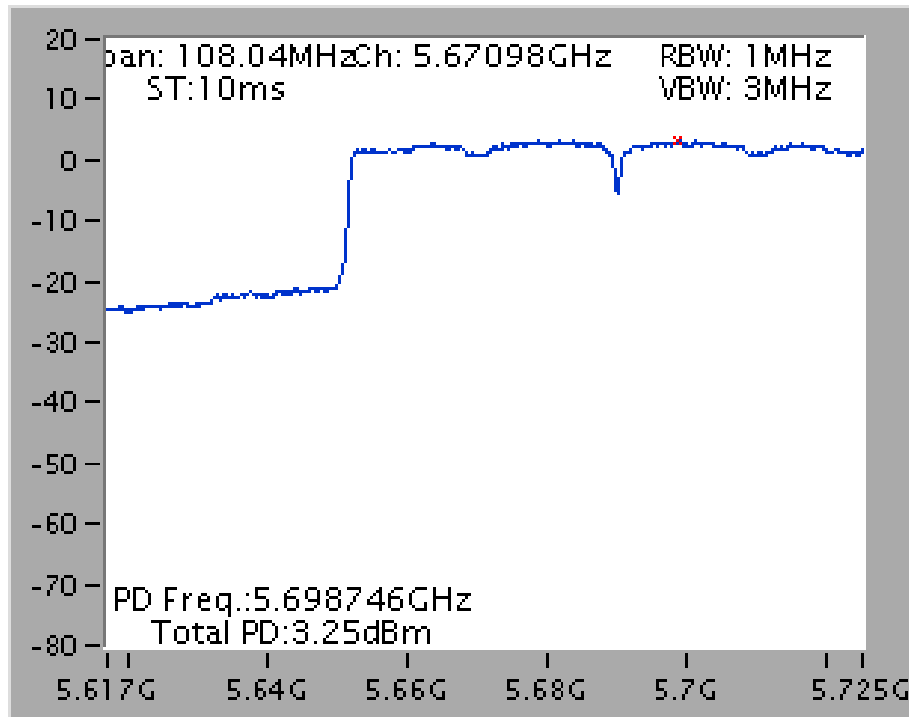
Power Density Plot on Configuration IEEE 802.11ac MCS0/Nss3 VHT80 / Chain 1 + Chain 2 + Chain 3 /
5610 MHz



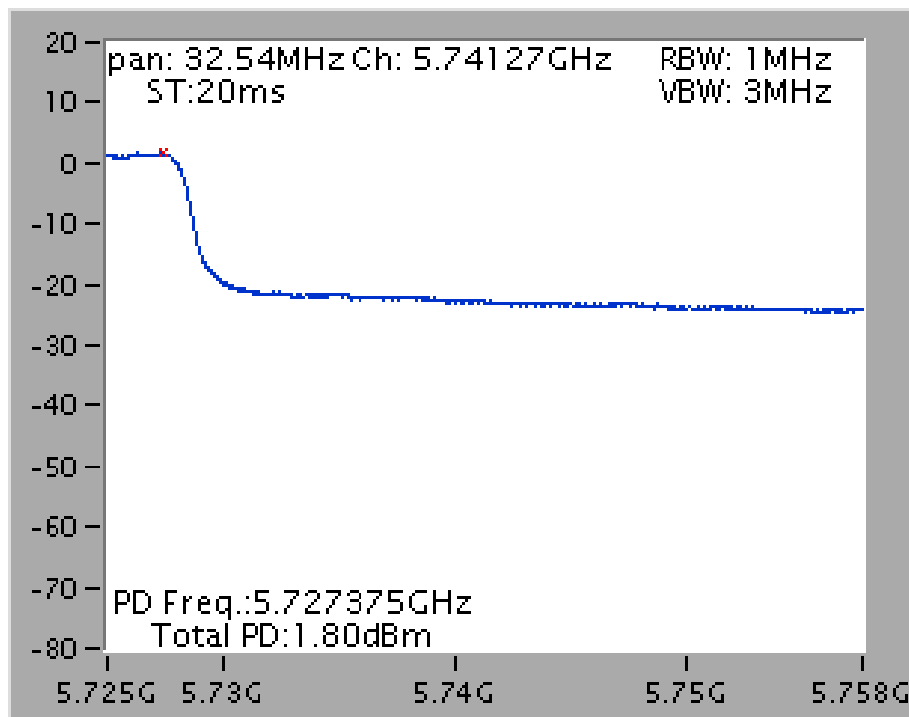
Power Density Plot on Configuration IEEE 802.11ac MCS0/Nss3 VHT80 / Chain 1 + Chain 2 + Chain 3 /
5775 MHz



Power Density Plot on Configuration IEEE 802.11ac MCS0/Nss3 VHT80 / Chain 1 + Chain 2 + Chain 3 / 5690 MHz (UNII 2C)

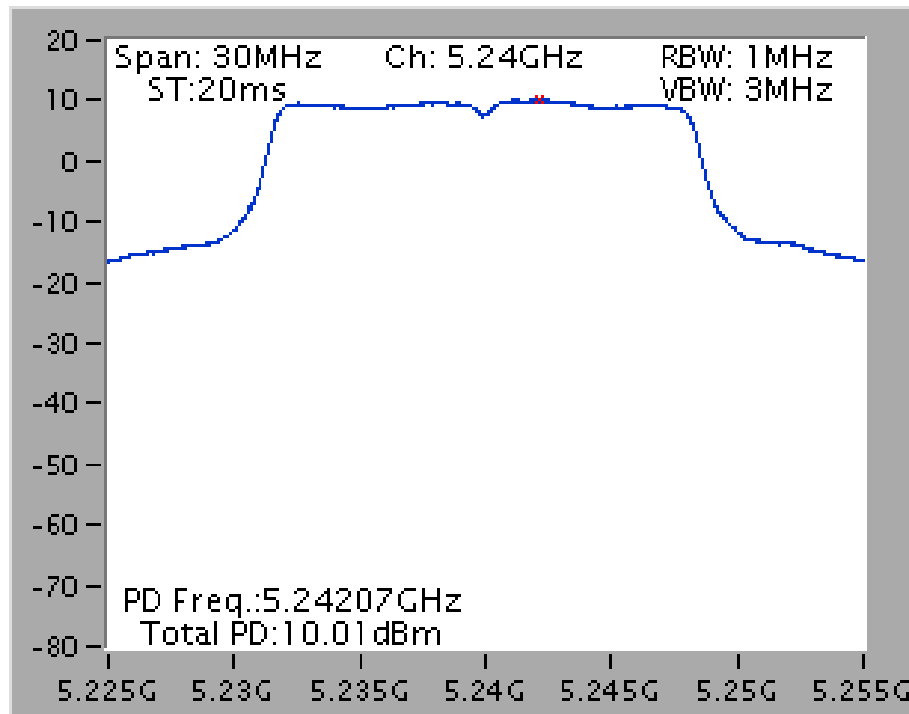


Power Density Plot on Configuration IEEE 802.11ac MCS0/Nss3 VHT80 / Chain 1 + Chain 2 + Chain 3 / 5690 MHz (UNII 3)

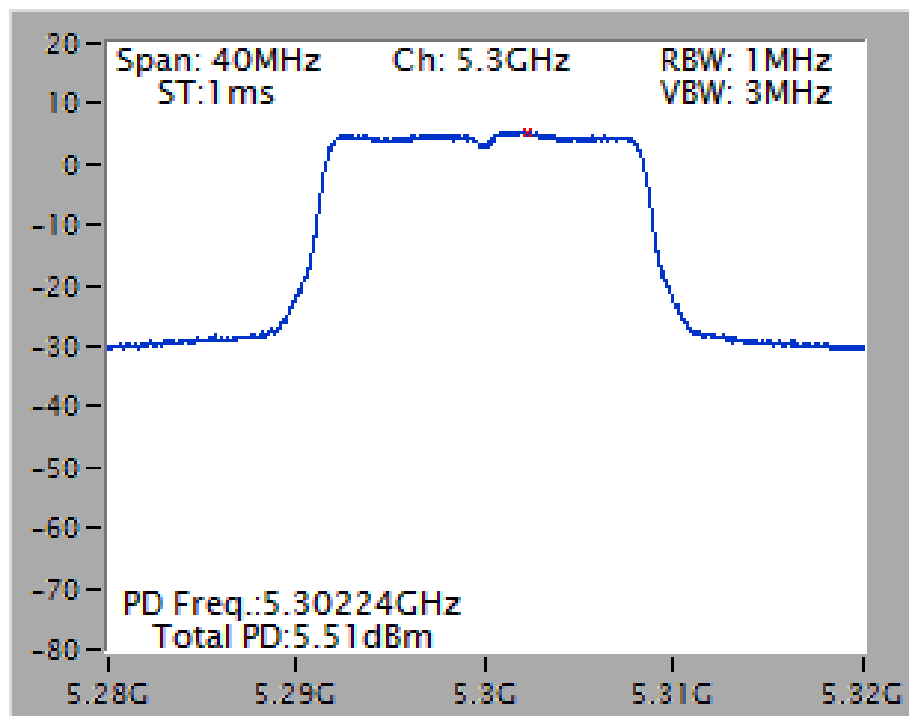


Mode 2 (Ant. 3 Omnidirectional antenna / 6.7dBi)

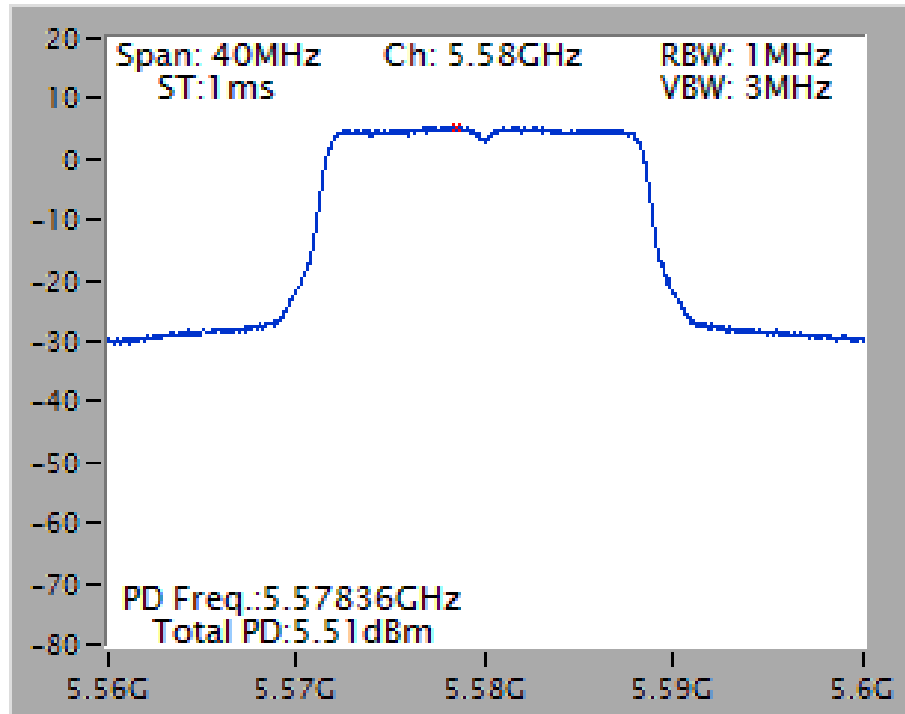
Power Density Plot on Configuration IEEE 802.11a / Chain 1 + Chain 2 + Chain 3 / 5240 MHz



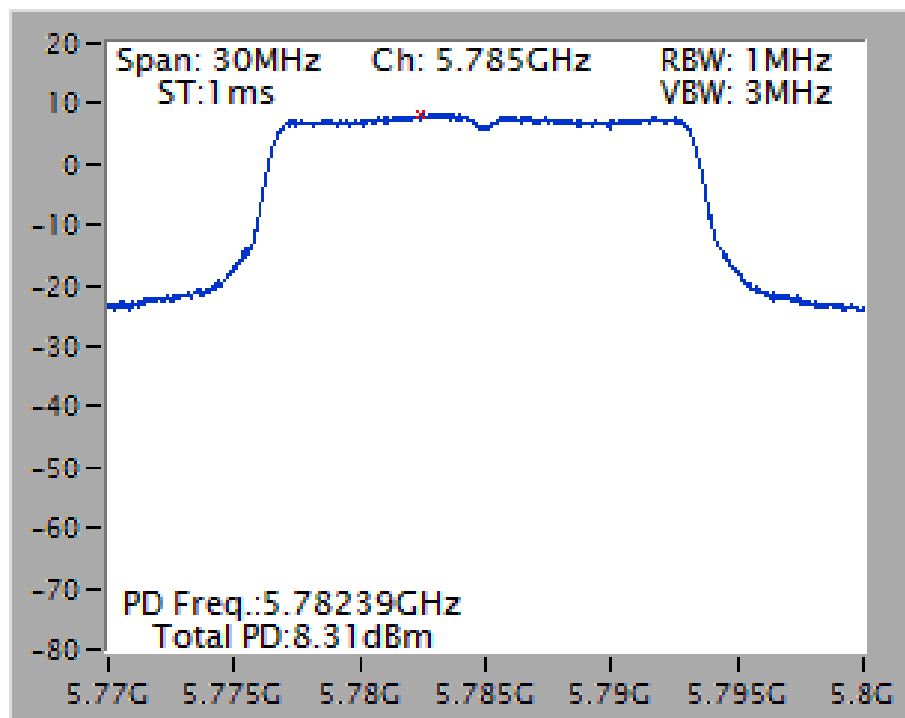
Power Density Plot on Configuration IEEE 802.11a / Chain 1 + Chain 2 + Chain 3 / 5300 MHz



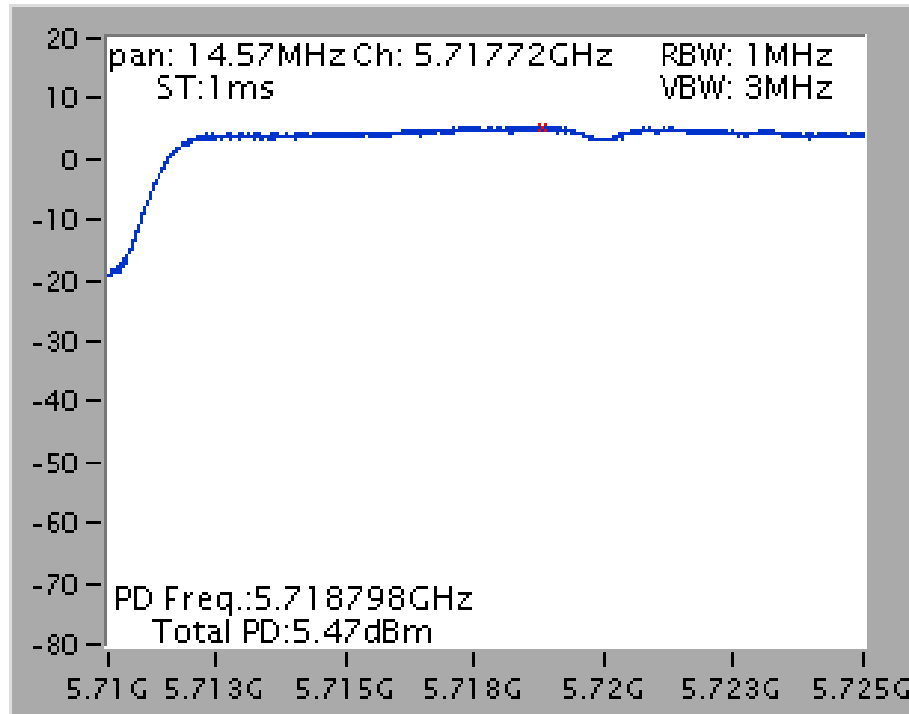
Power Density Plot on Configuration IEEE 802.11a / Chain 1 + Chain 2 + Chain 3 / 5580 MHz



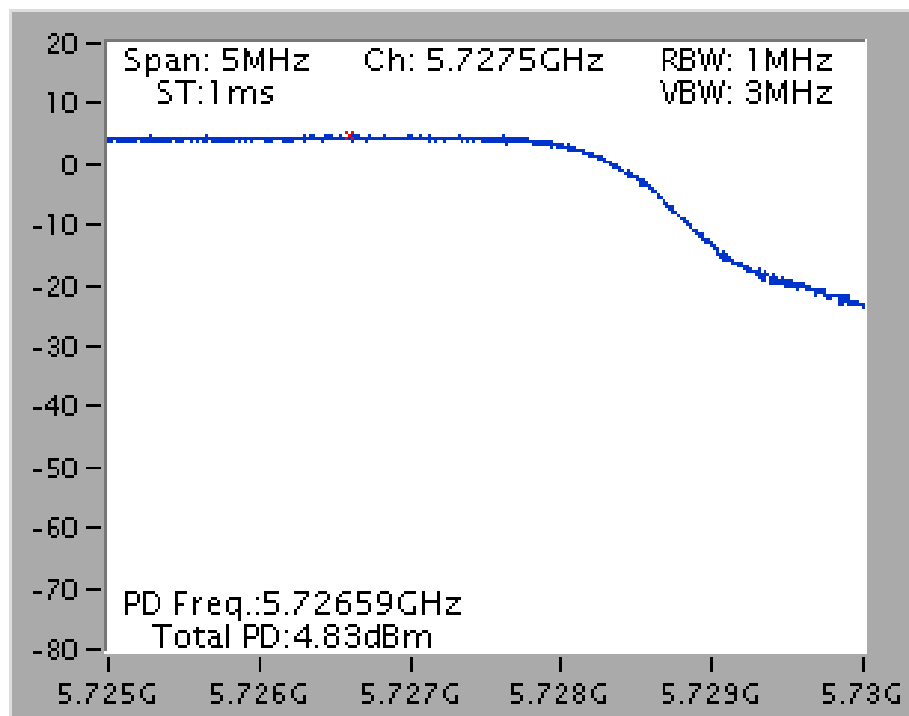
Power Density Plot on Configuration IEEE 802.11a / Chain 1 + Chain 2 + Chain 3 / 5785 MHz



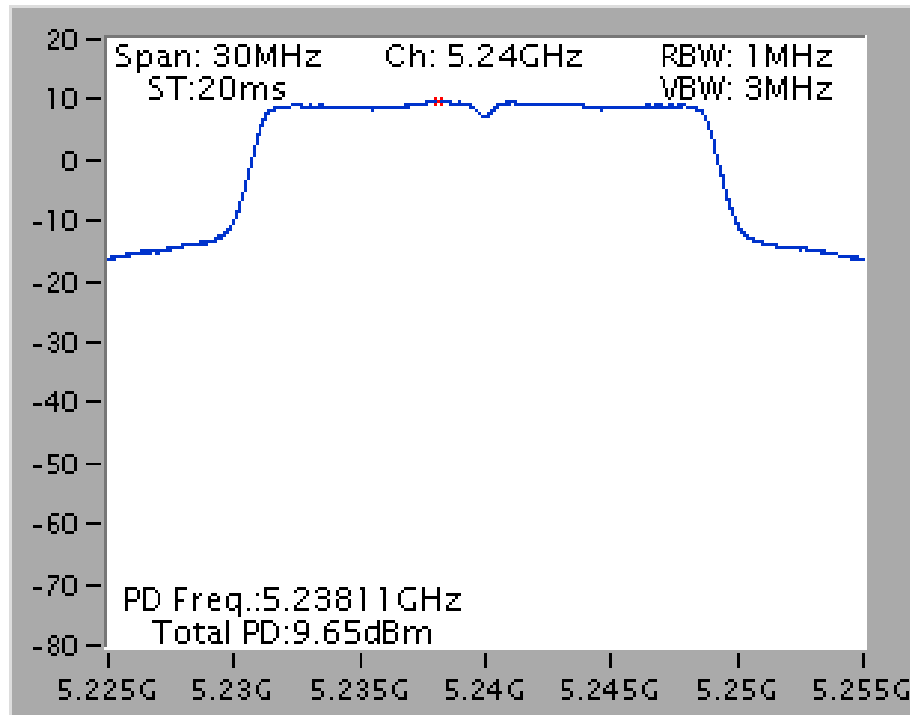
Power Density Plot on Configuration IEEE 802.11a / Chain 1 + Chain 2 + Chain 3 / 5720 MHz (UNII 2C)



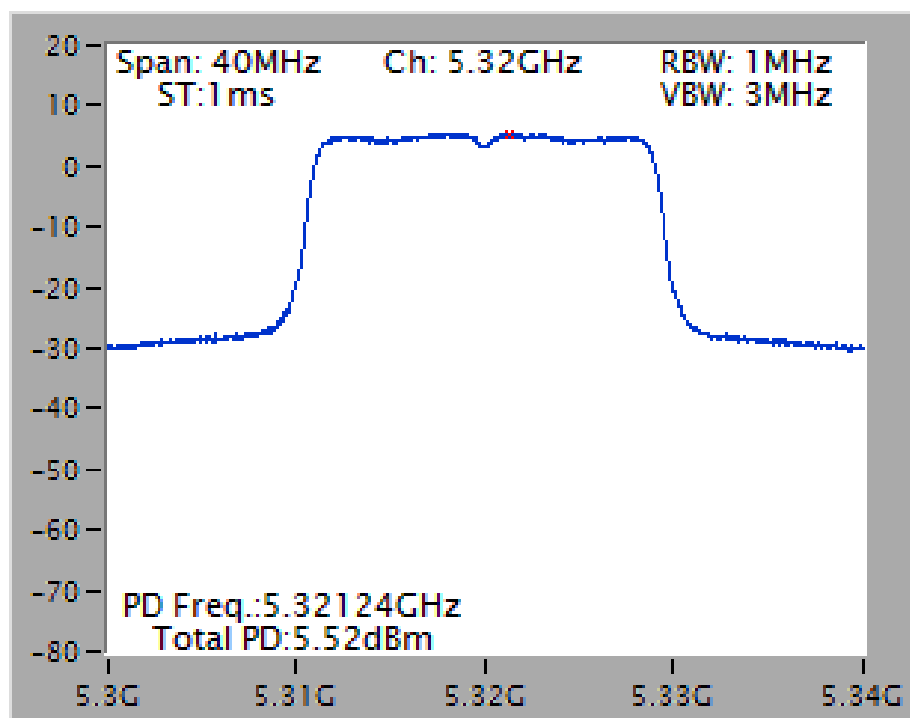
Power Density Plot on Configuration IEEE 802.11a / Chain 1 + Chain 2 + Chain 3 / 5720 MHz (UNII 3)



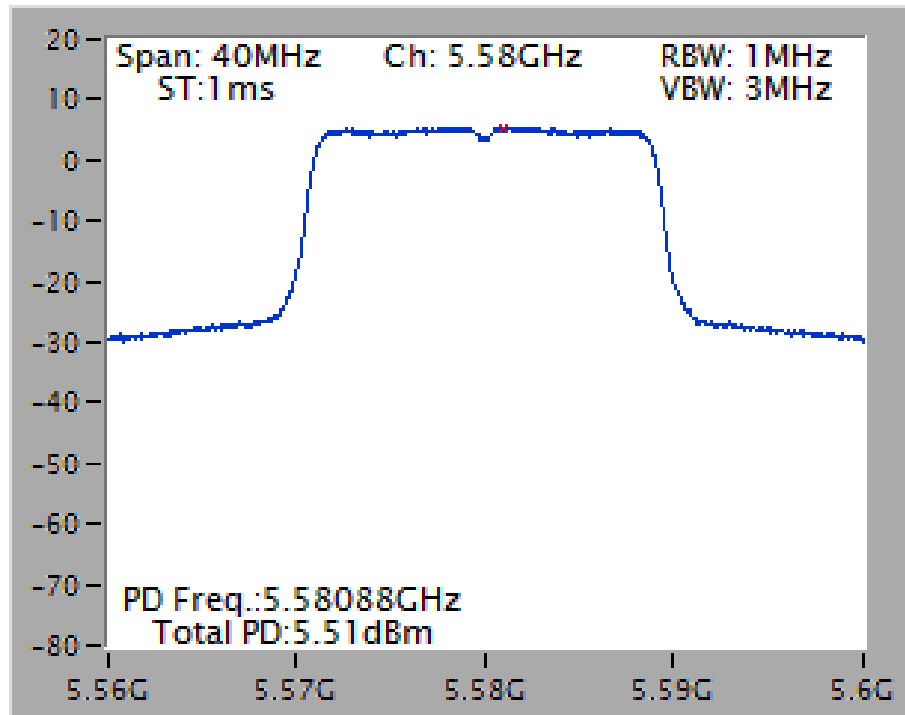
Power Density Plot on Configuration IEEE 802.11ac MCS0/Nss1 VHT20 / Chain 1 + Chain 2 + Chain 3 /
5240 MHz



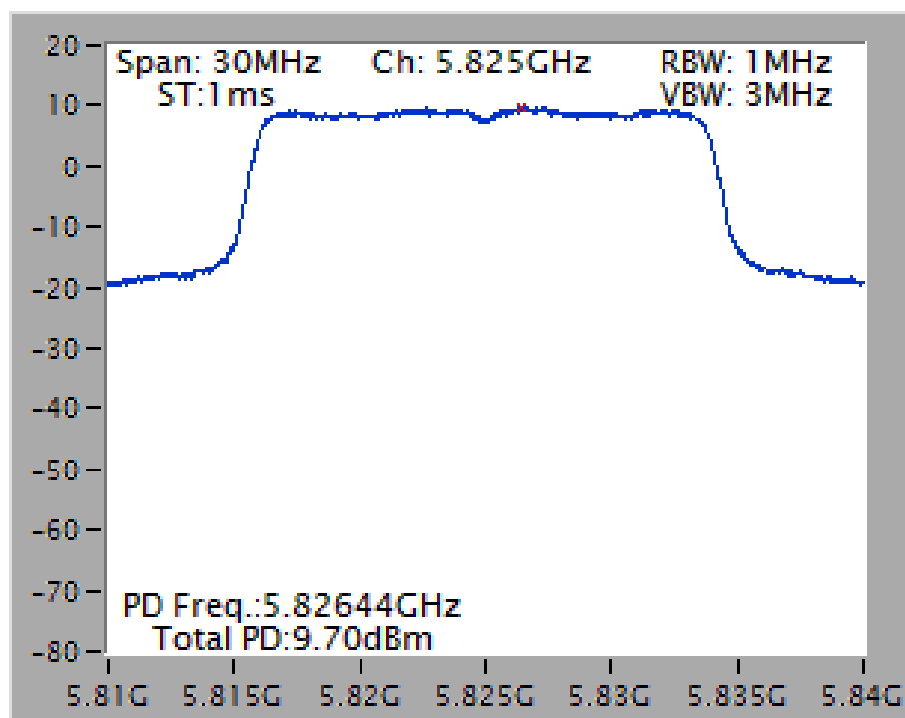
Power Density Plot on Configuration IEEE 802.11ac MCS0/Nss1 VHT20 / Chain 1 + Chain 2 + Chain 3 /
5320 MHz



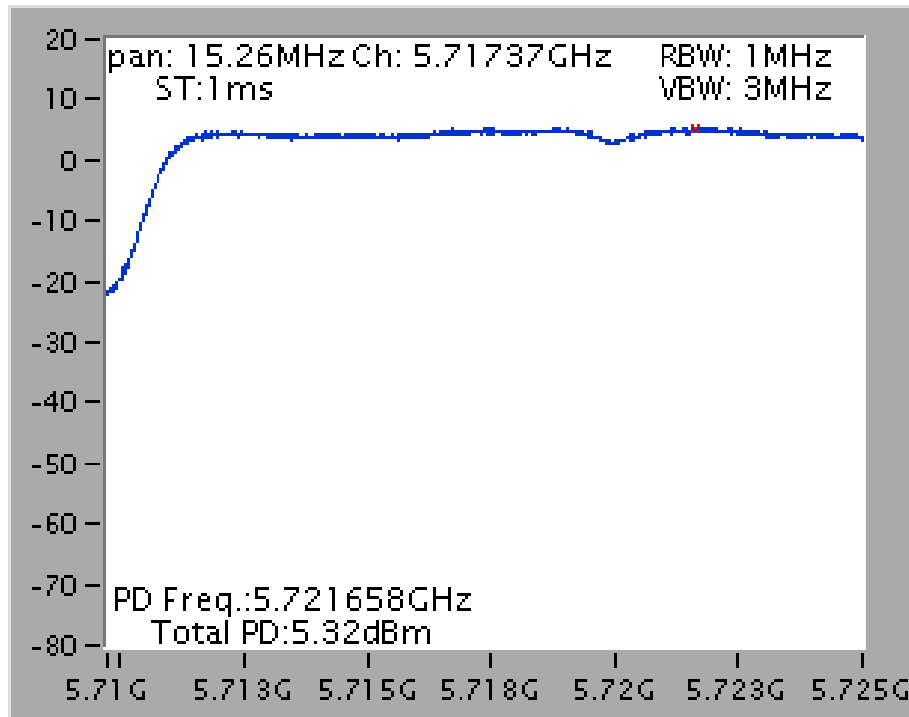
Power Density Plot on Configuration IEEE 802.11ac MCS0/Nss1 VHT20 / Chain 1 + Chain 2 + Chain 3 /
5580 MHz



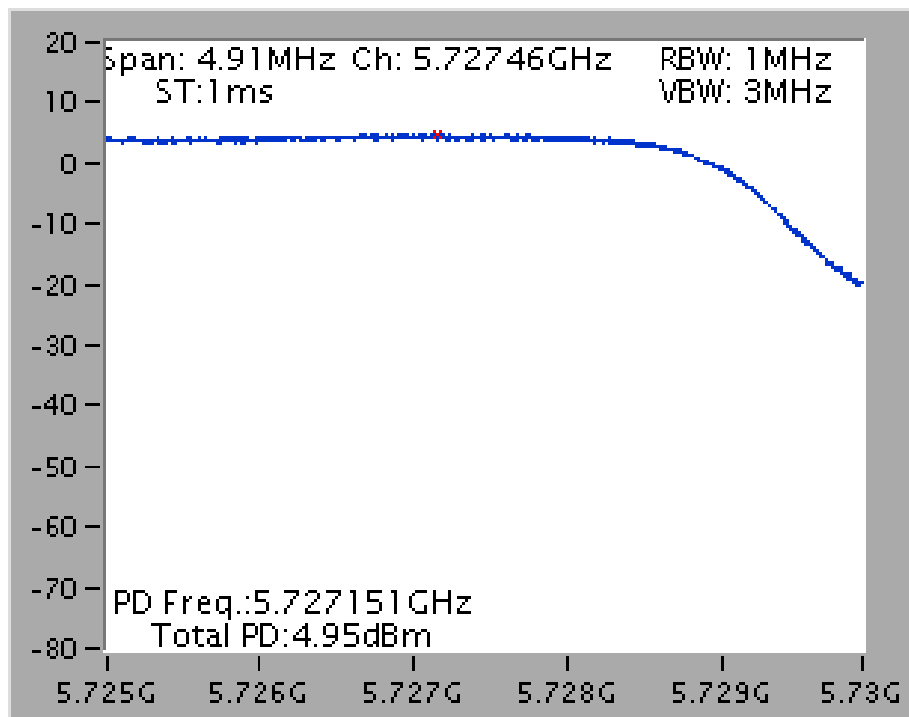
Power Density Plot on Configuration IEEE 802.11ac MCS0/Nss1 VHT20 / Chain 1 + Chain 2 + Chain 3 /
5825 MHz



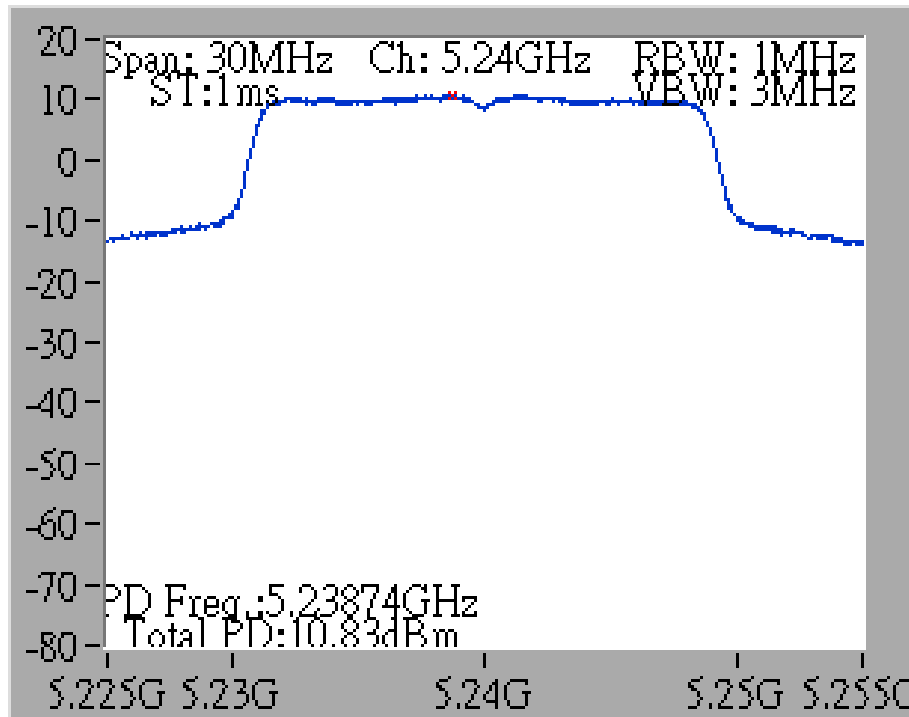
Power Density Plot on Configuration IEEE 802.11ac MCS0/Nss1 VHT20 / Chain 1 + Chain 2 + Chain 3 / 5720 MHz (UNII 2C)



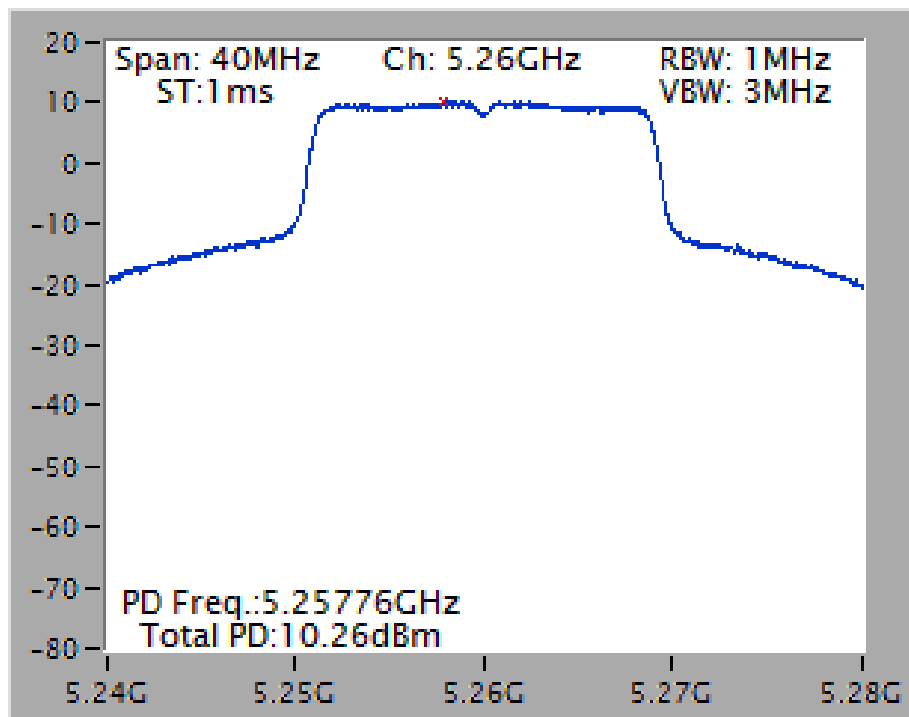
Power Density Plot on Configuration IEEE 802.11ac MCS0/Nss1 VHT20 / Chain 1 + Chain 2 + Chain 3 / 5720 MHz (UNII 3)



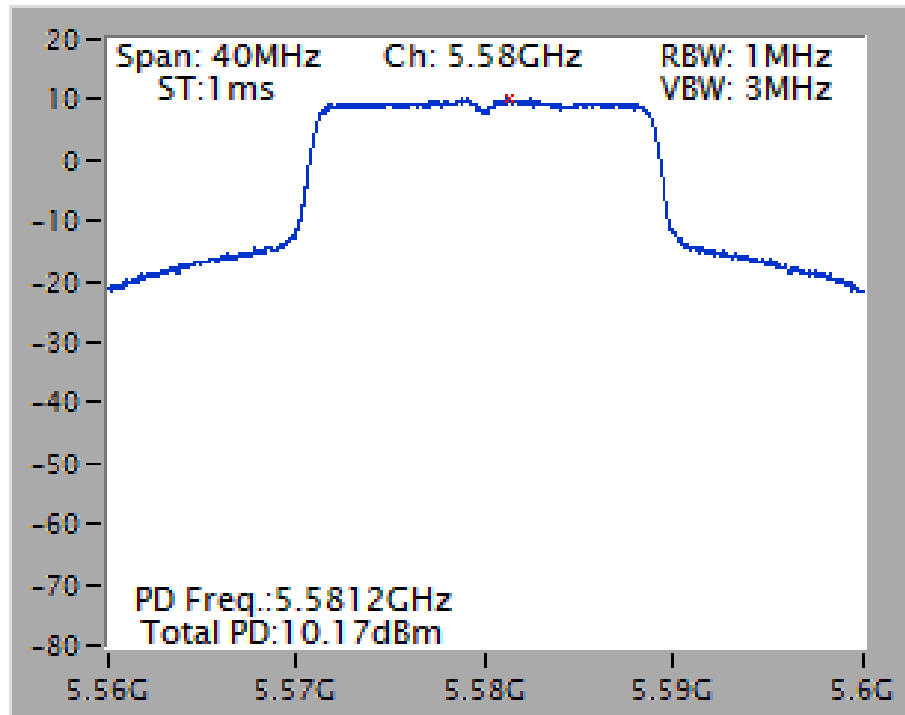
Power Density Plot on Configuration IEEE 802.11ac MCS0/Nss3 VHT20 / Chain 1 + Chain 2 + Chain 3 / 5240 MHz



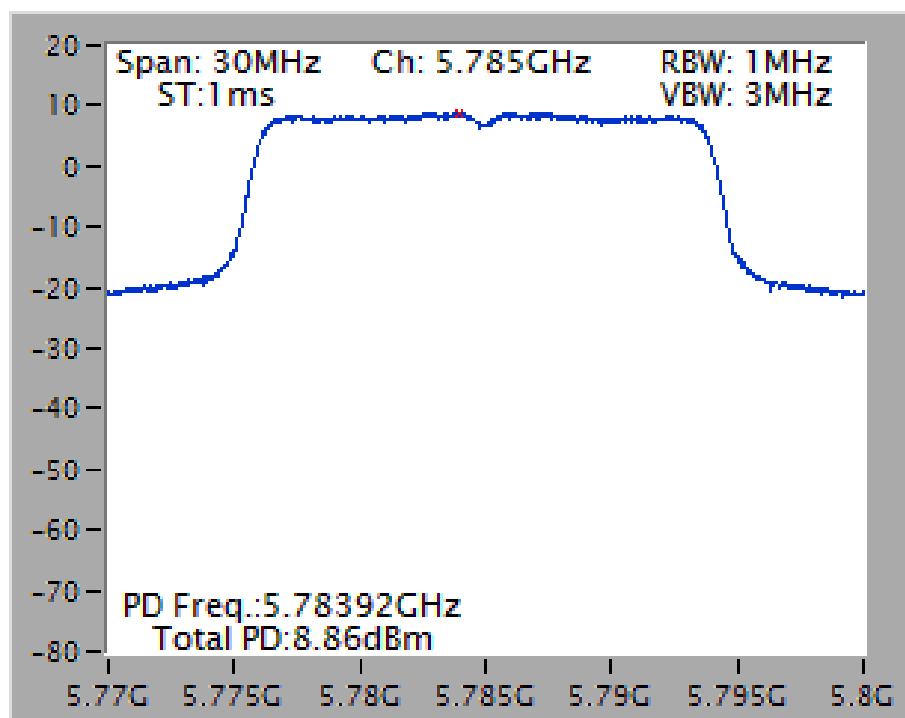
Power Density Plot on Configuration IEEE 802.11ac MCS0/Nss3 VHT20 / Chain 1 + Chain 2 + Chain 3 / 5260 MHz



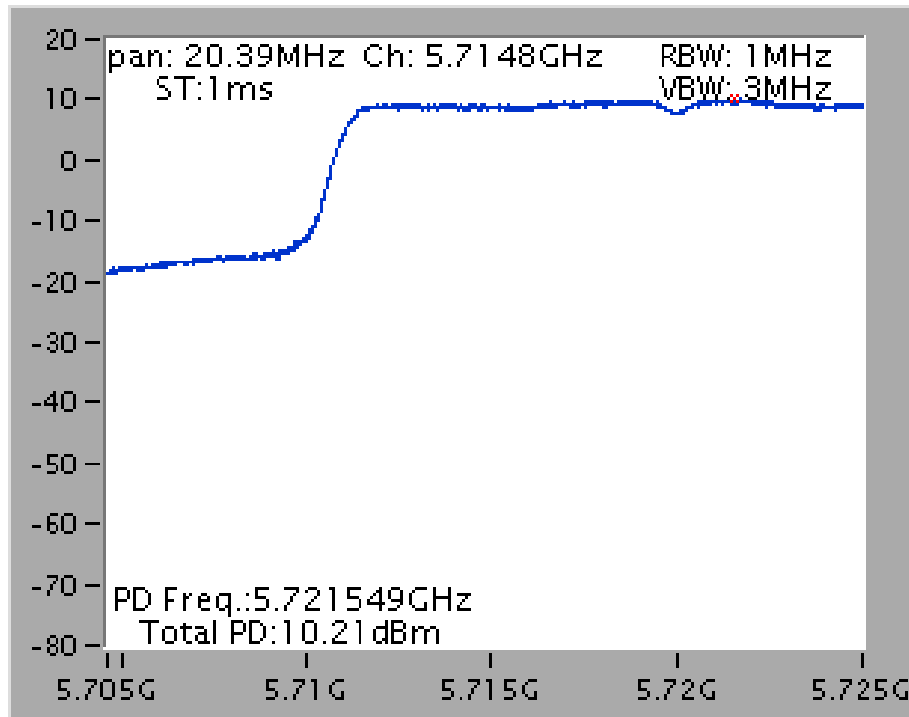
Power Density Plot on Configuration IEEE 802.11ac MCS0/Nss3 VHT20 / Chain 1 + Chain 2 + Chain 3 /
5580 MHz



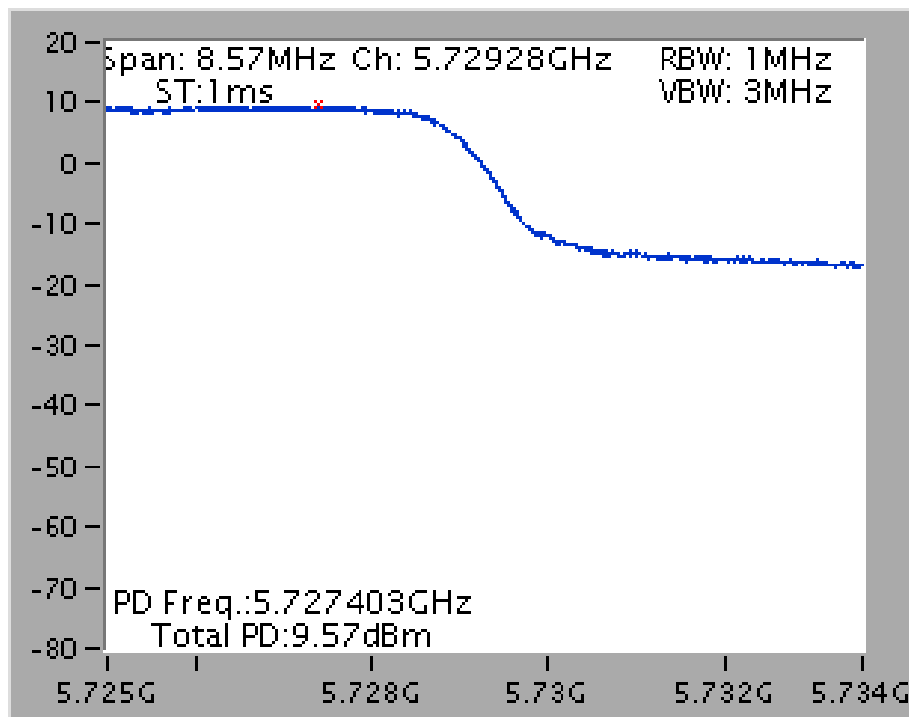
Power Density Plot on Configuration IEEE 802.11ac MCS0/Nss3 VHT20 / Chain 1 + Chain 2 + Chain 3 /
5785 MHz



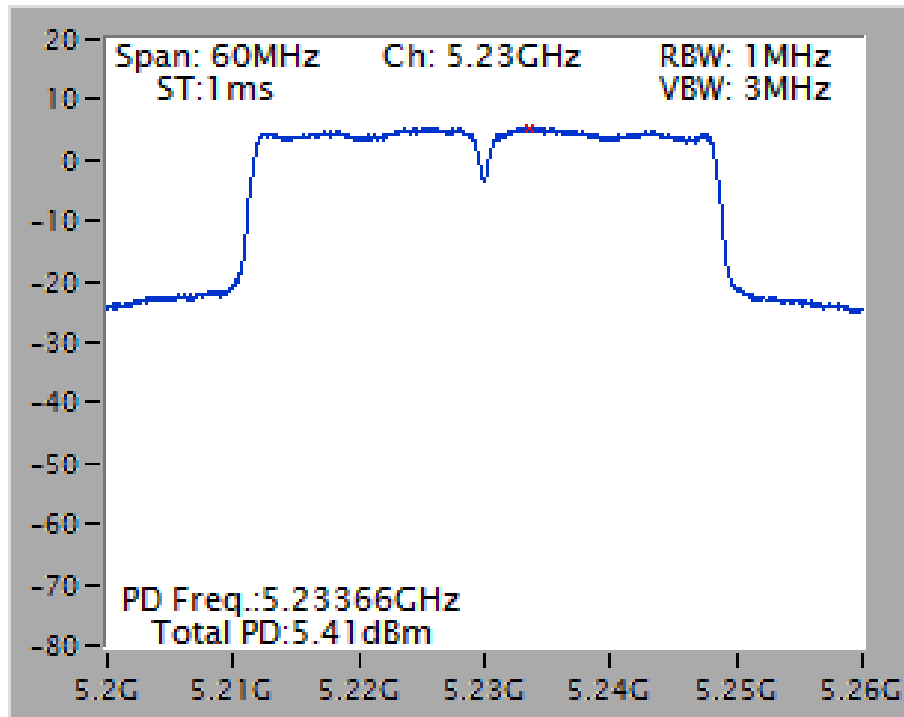
Power Density Plot on Configuration IEEE 802.11ac MCS0/Nss3 VHT20 / Chain 1 + Chain 2 + Chain 3 / 5720 MHz (UNII 2C)



Power Density Plot on Configuration IEEE 802.11ac MCS0/Nss3 VHT20 / Chain 1 + Chain 2 + Chain 3 / 5720 MHz (UNII 3)



Power Density Plot on Configuration IEEE 802.11ac MCS0/Nss1 VHT40 / Chain 1 + Chain 2 + Chain 3 / 5230 MHz



Power Density Plot on Configuration IEEE 802.11ac MCS0/Nss1 VHT40 / Chain 1 + Chain 2 + Chain 3 / 5270 MHz

