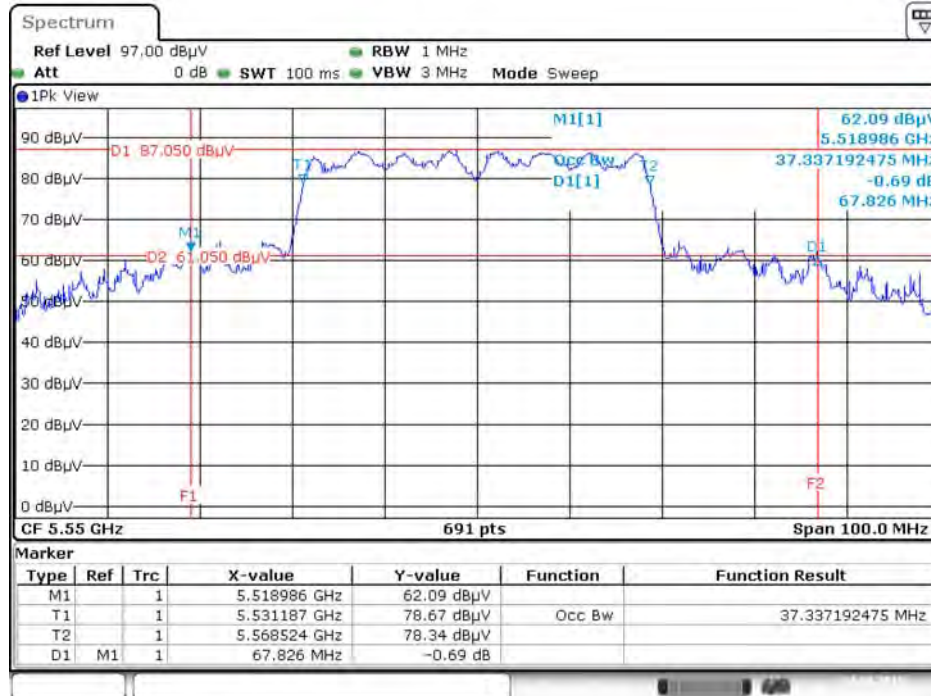
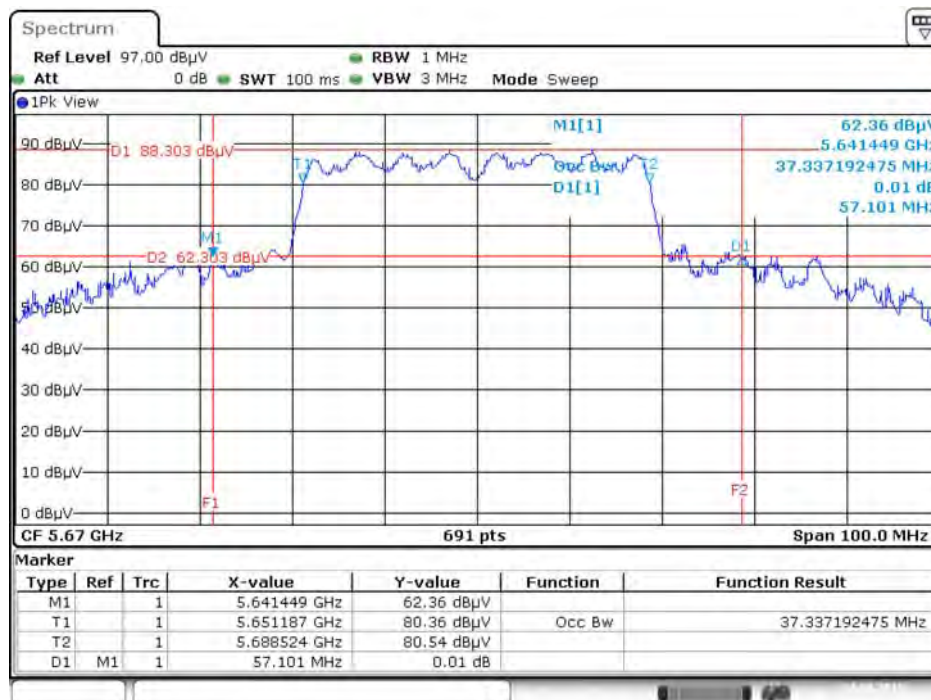


26dB Bandwidth and 99% Occupied Bandwidth Plot on Configuration IEEE 802.11ac MCS0/Nss1 VHT40 / Chain 1 + Chain 2 + Chain 3 / 5550 MHz



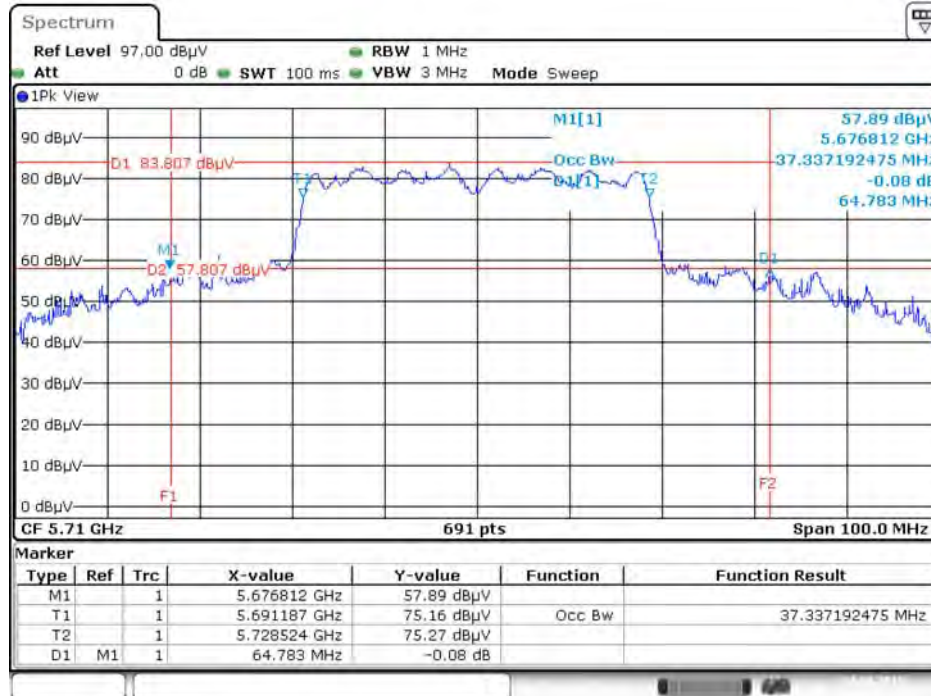
Date: 24.MAR.2015 01:10:13

26dB Bandwidth and 99% Occupied Bandwidth Plot on Configuration IEEE 802.11ac MCS0/Nss1 VHT40 / Chain 1 + Chain 2 + Chain 3 / 5670 MHz



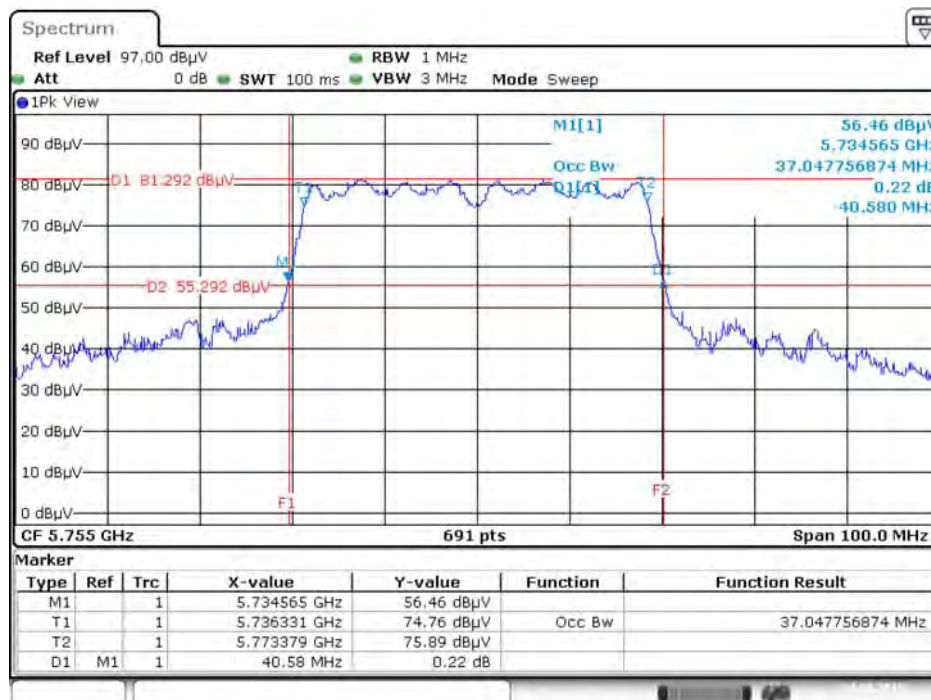
Date: 24.MAR.2015 01:10:45

26dB Bandwidth and 99% Occupied Bandwidth Plot on Configuration IEEE 802.11ac MCS0/Nss1 VHT40 / Chain 1 + Chain 2 + Chain 3 / 5710 MHz



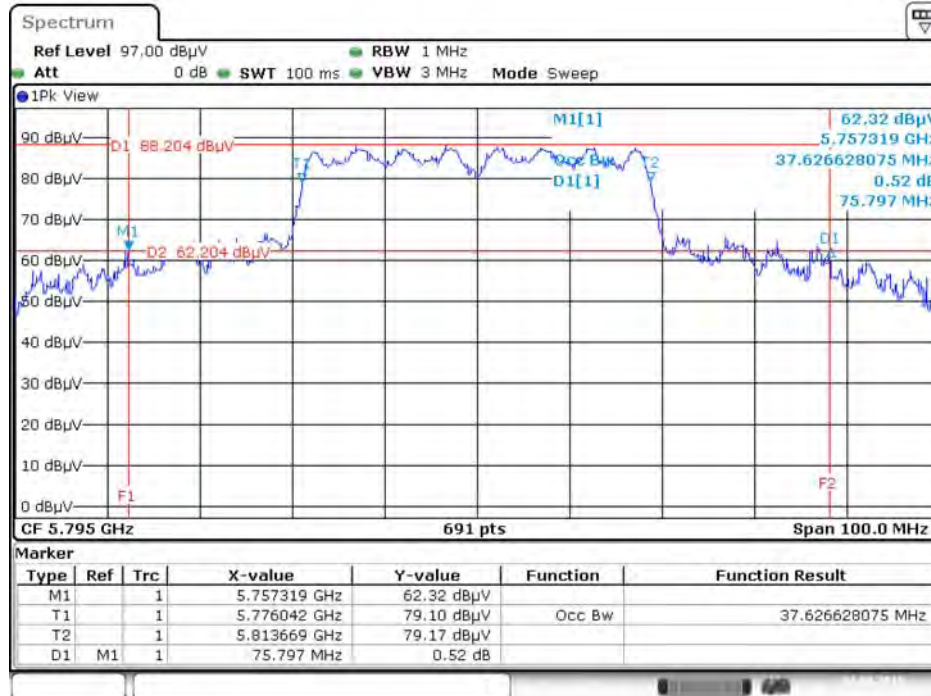
Date: 24.MAR.2015 02:37:54

26dB Bandwidth and 99% Occupied Bandwidth Plot on Configuration IEEE 802.11ac MCS0/Nss1 VHT40 / Chain 1 + Chain 2 + Chain 3 / 5755 MHz



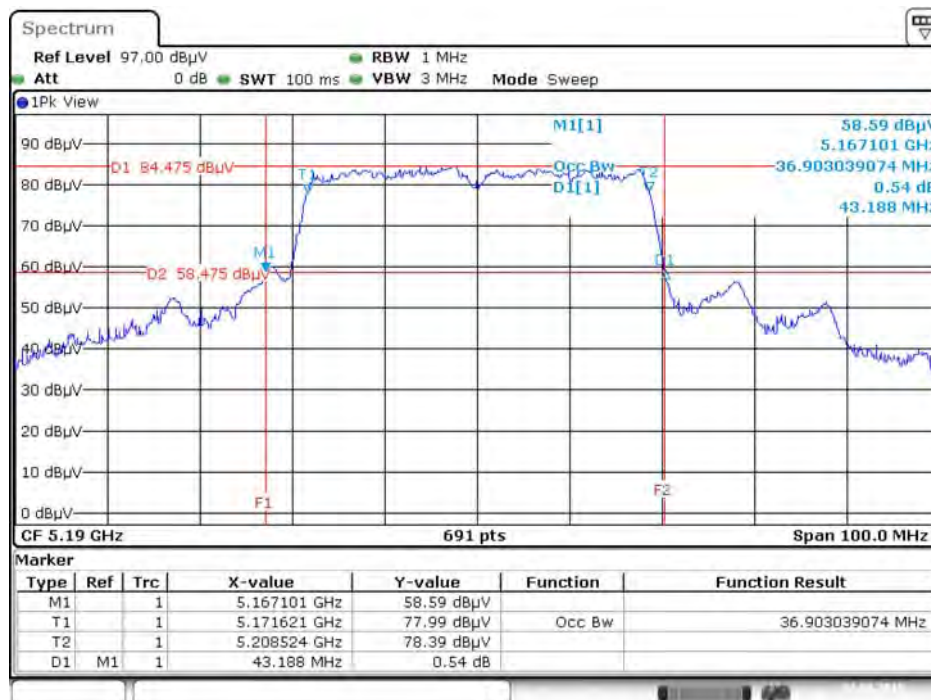
Date: 24.MAR.2015 01:11:09

26dB Bandwidth and 99% Occupied Bandwidth Plot on Configuration IEEE 802.11ac MCS0/Nss1 VHT40 / Chain 1 + Chain 2 + Chain 3 / 5795 MHz



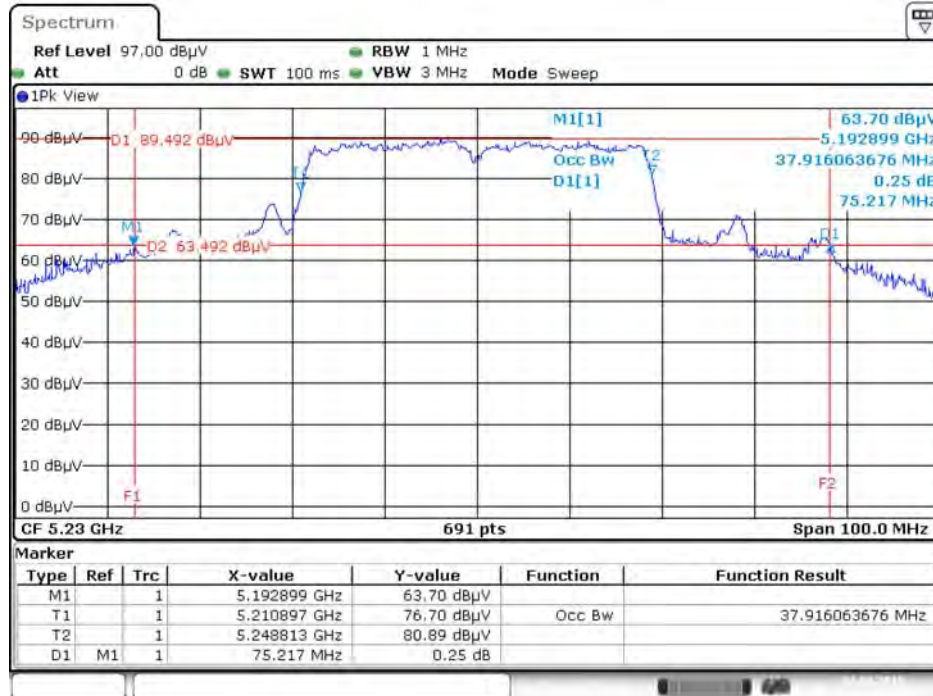
Date: 24.MAR.2015 01:11:34

26dB Bandwidth and 99% Occupied Bandwidth Plot on Configuration IEEE 802.11ac MCS0/Nss3 VHT40 / Chain 1 + Chain 2 + Chain 3 / 5190 MHz



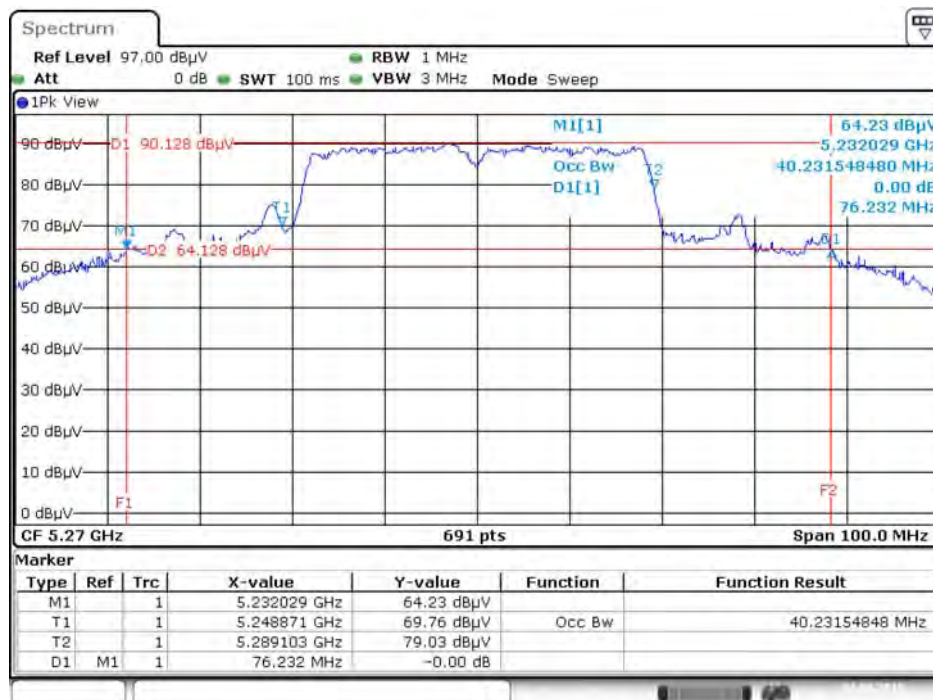
Date: 24.MAR.2015 01:25:42

26dB Bandwidth and 99% Occupied Bandwidth Plot on Configuration IEEE 802.11ac MCS0/Nss3 VHT40 / Chain 1 + Chain 2 + Chain 3 / 5230 MHz



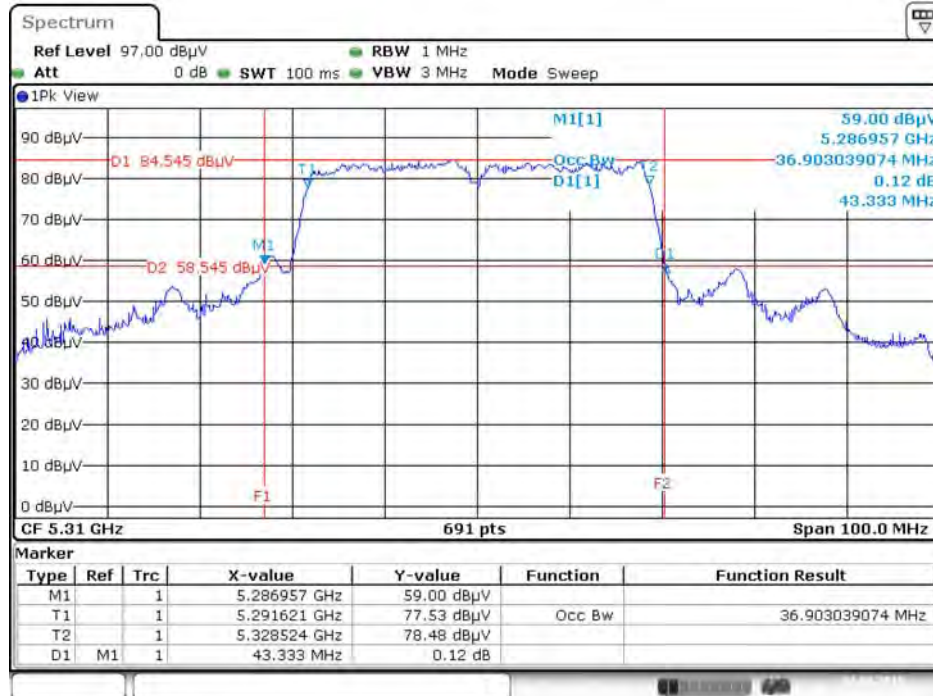
Date: 24.MAR.2015 01:26:07

26dB Bandwidth and 99% Occupied Bandwidth Plot on Configuration IEEE 802.11ac MCS0/Nss3 VHT40 / Chain 1 + Chain 2 + Chain 3 / 5270 MHz



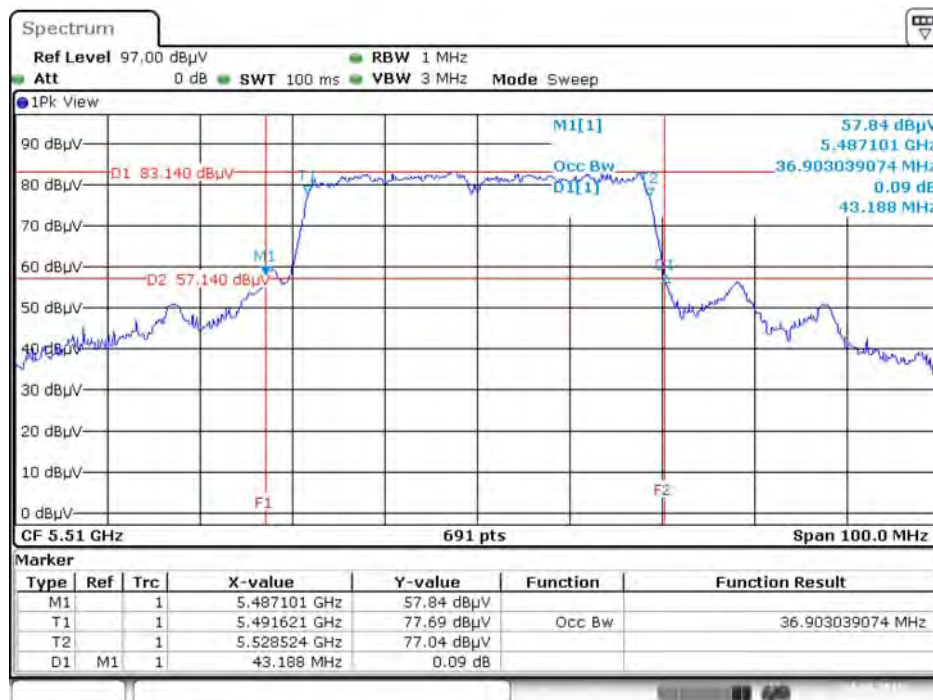
Date: 24.MAR.2015 01:26:35

26dB Bandwidth and 99% Occupied Bandwidth Plot on Configuration IEEE 802.11ac MCS0/Nss3 VHT40 / Chain 1 + Chain 2 + Chain 3 / 5310 MHz



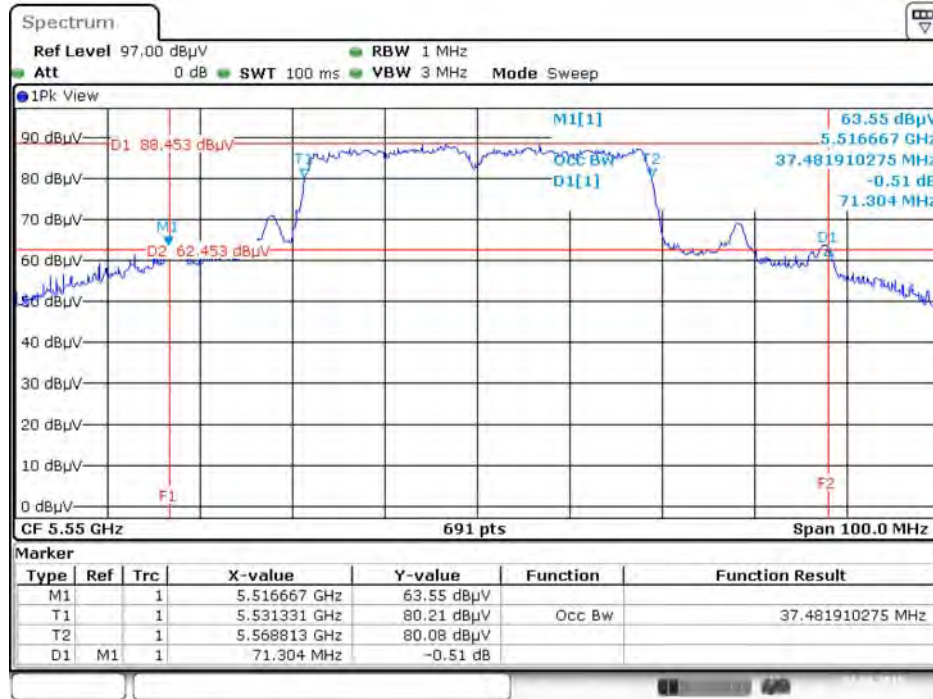
Date: 24.MAR.2015 01:26:54

26dB Bandwidth and 99% Occupied Bandwidth Plot on Configuration IEEE 802.11ac MCS0/Nss3VHT40 / Chain 1 + Chain 2 + Chain 3 / 5510 MHz



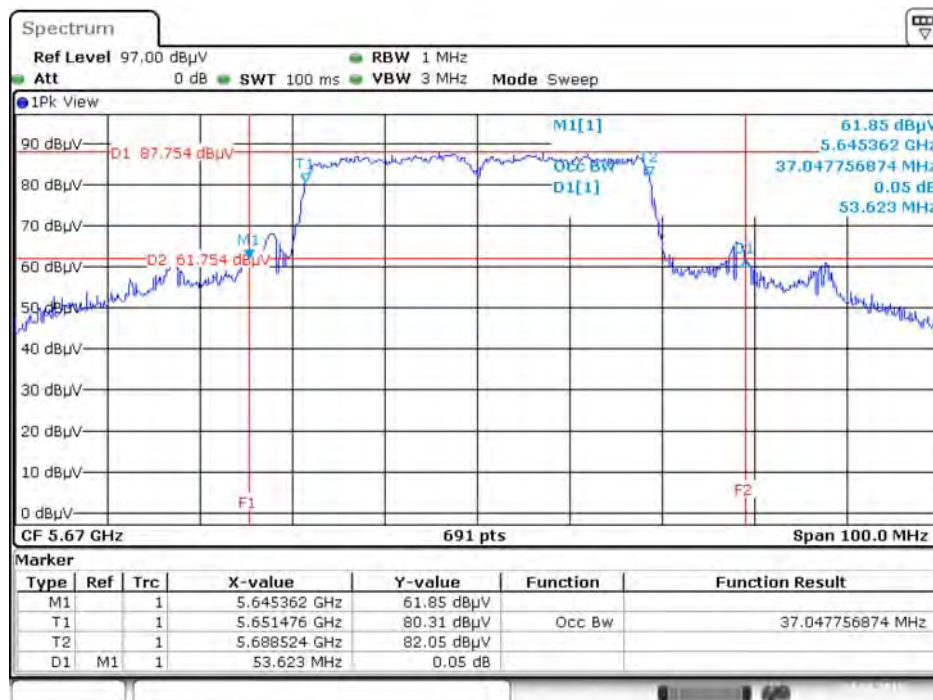
Date: 24.MAR.2015 01:27:14

26dB Bandwidth and 99% Occupied Bandwidth Plot on Configuration IEEE 802.11ac MCS0/Nss3 VHT40 / Chain 1 + Chain 2 + Chain 3 / 5550 MHz



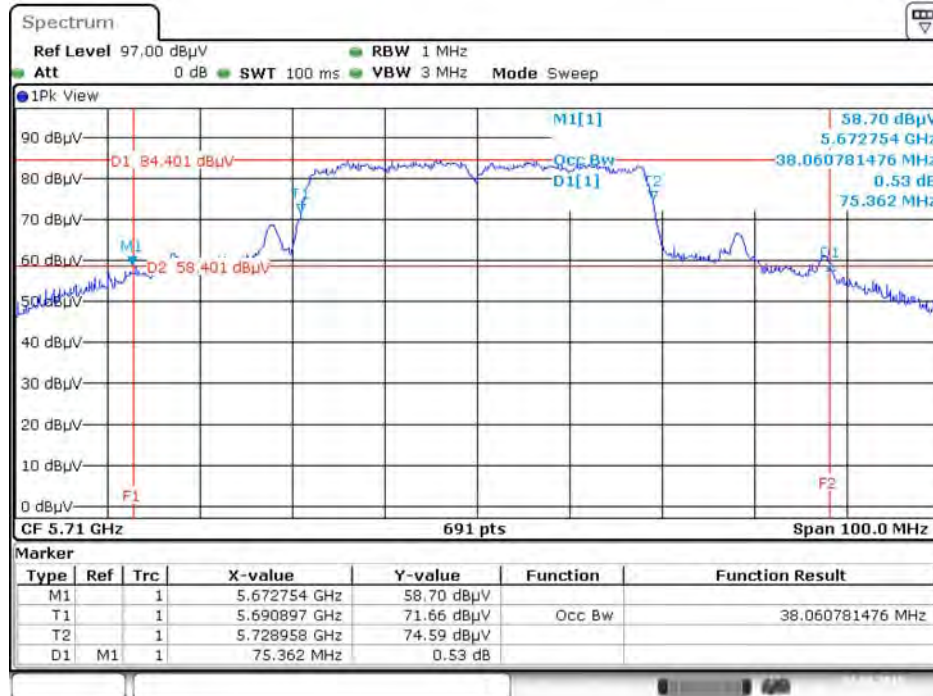
Date: 24.MAR.2015 01:27:35

26dB Bandwidth and 99% Occupied Bandwidth Plot on Configuration IEEE 802.11ac MCS0/Nss3 VHT40 / Chain 1 + Chain 2 + Chain 3 / 5670 MHz



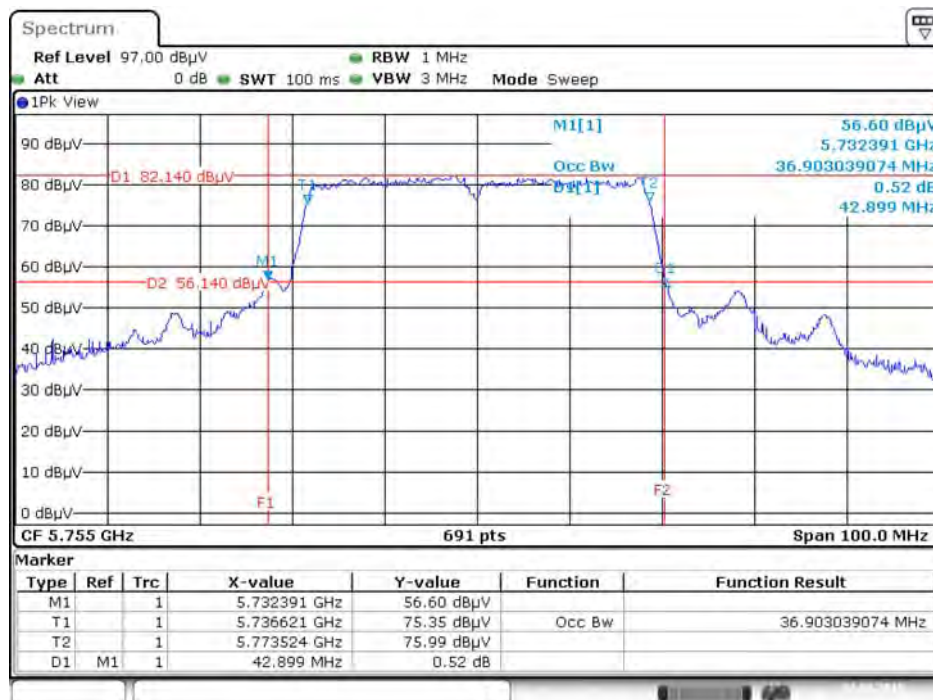
Date: 24.MAR.2015 01:27:56

26dB Bandwidth and 99% Occupied Bandwidth Plot on Configuration IEEE 802.11ac MCS0/Nss3 VHT40 / Chain 1 + Chain 2 + Chain 3 / 5710 MHz



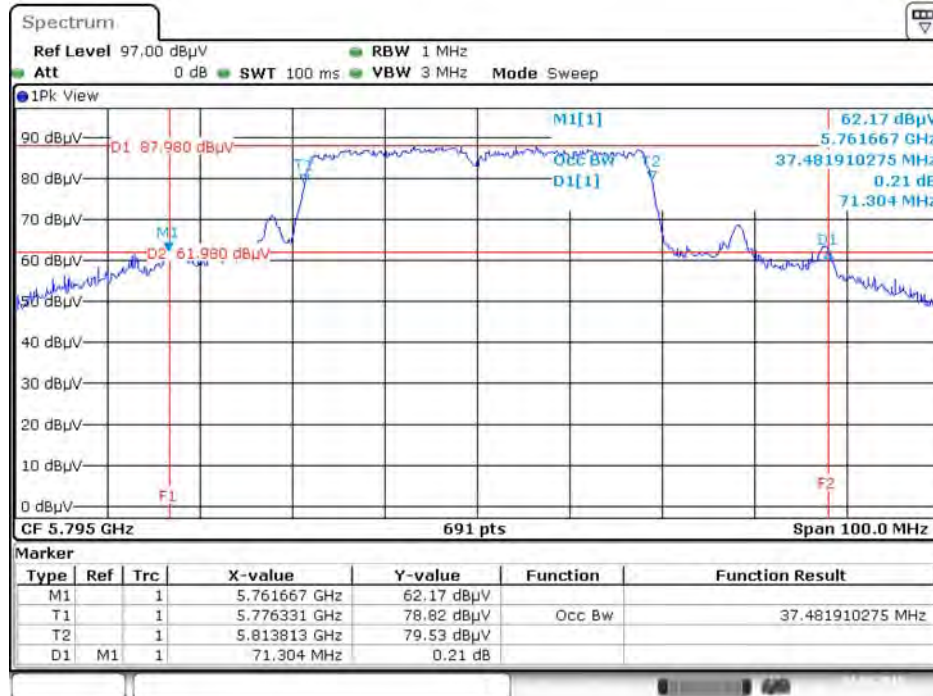
Date: 24.MAR.2015 02:35:11

26dB Bandwidth and 99% Occupied Bandwidth Plot on Configuration IEEE 802.11ac MCS0/Nss3 VHT40 / Chain 1 + Chain 2 + Chain 3 / 5755 MHz



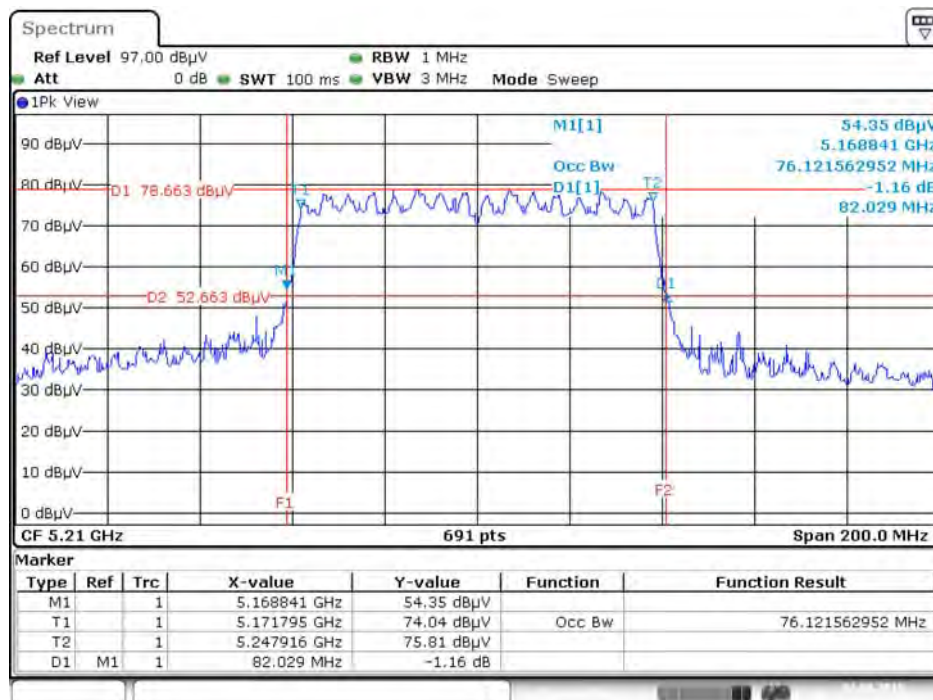
Date: 24.MAR.2015 01:28:23

26dB Bandwidth and 99% Occupied Bandwidth Plot on Configuration IEEE 802.11ac MCS0/Nss3 VHT40 / Chain 1 + Chain 2 + Chain 3 / 5795 MHz



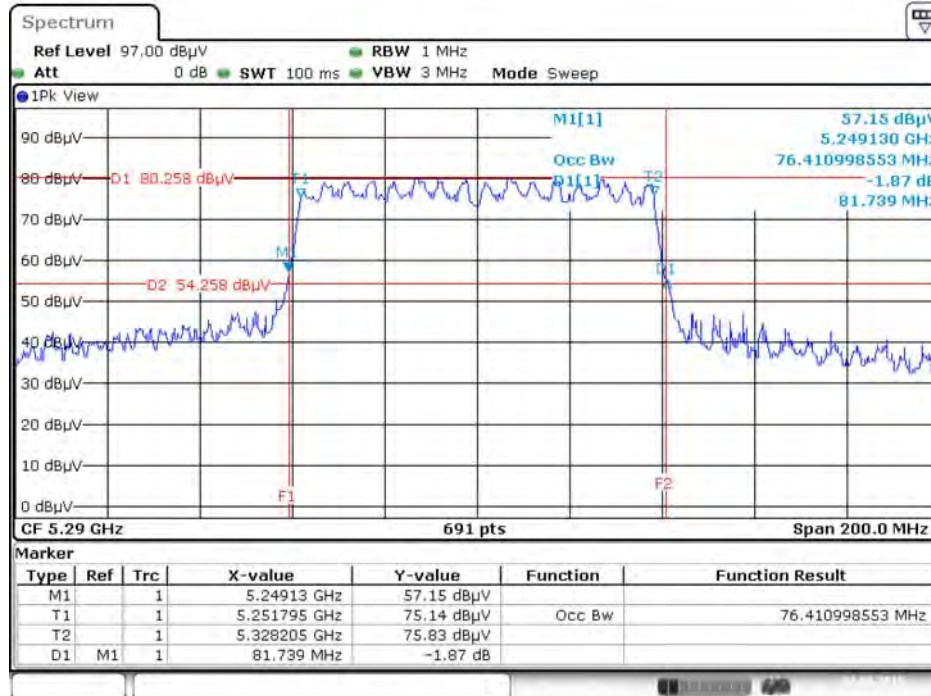
Date: 24.MAR.2015 01:28:46

26dB Bandwidth and 99% Occupied Bandwidth Plot on Configuration IEEE 802.11ac MCS0/Nss1 VHT80 / Chain 1 + Chain 2 + Chain 3 / 5210 MHz



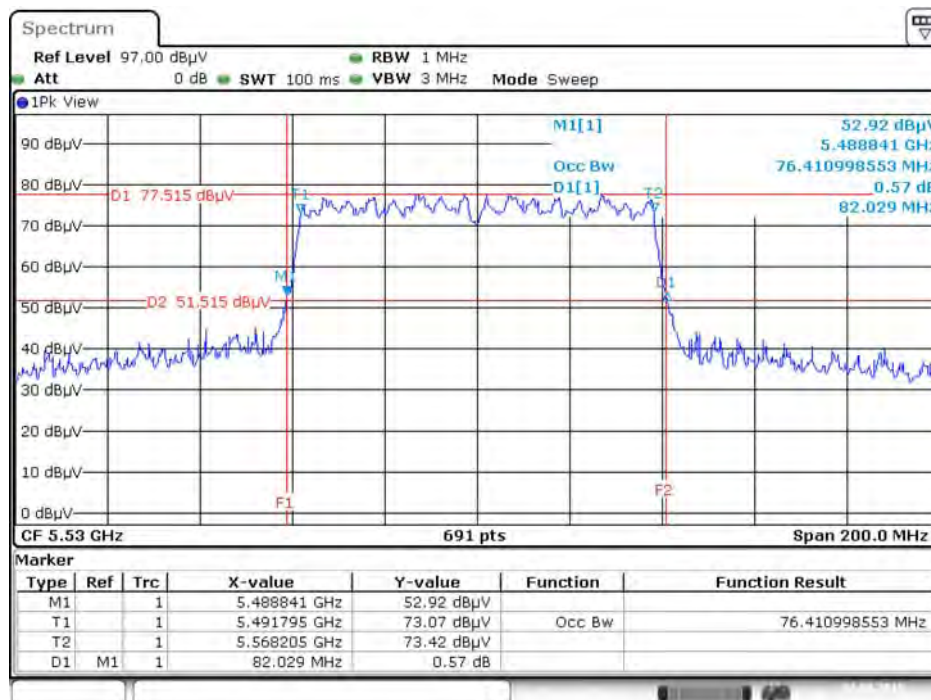
Date: 24.MAR.2015 01:12:32

26dB Bandwidth and 99% Occupied Bandwidth Plot on Configuration IEEE 802.11ac MCS0/Nss1 VHT80 / Chain 1 + Chain 2 + Chain 3 / 5290 MHz



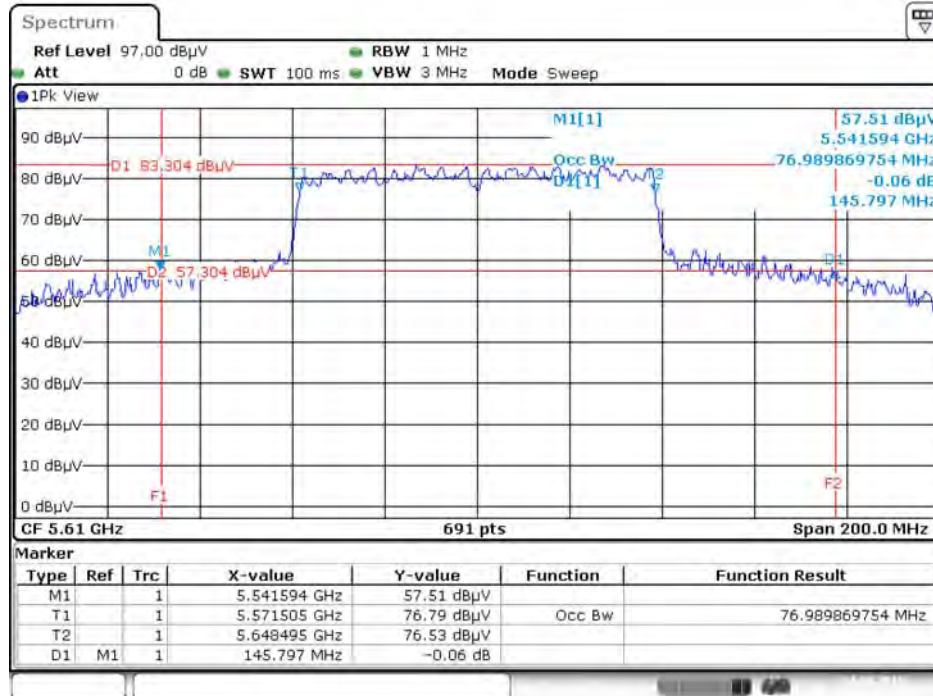
Date: 24.MAR.2015 01:12:55

26dB Bandwidth and 99% Occupied Bandwidth Plot on Configuration IEEE 802.11ac MCS0/Nss1 VHT80 / Chain 1 + Chain 2 + Chain 3 / 5530 MHz



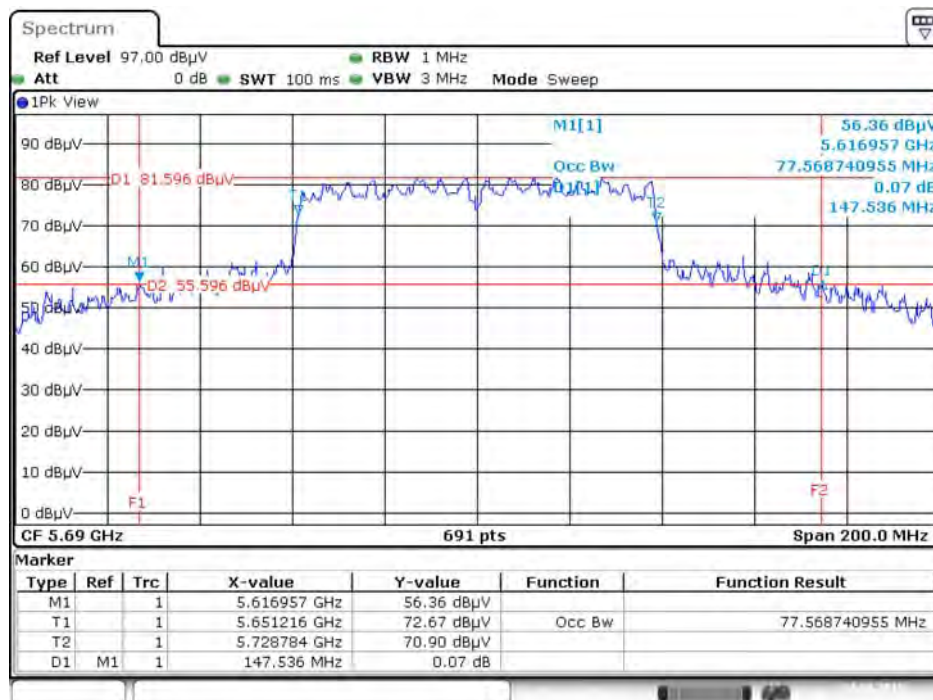
Date: 24.MAR.2015 01:13:18

26dB Bandwidth and 99% Occupied Bandwidth Plot on Configuration IEEE 802.11ac MCS0/Nss1 VHT80 / Chain 1 + Chain 2 + Chain 3 / 5610 MHz



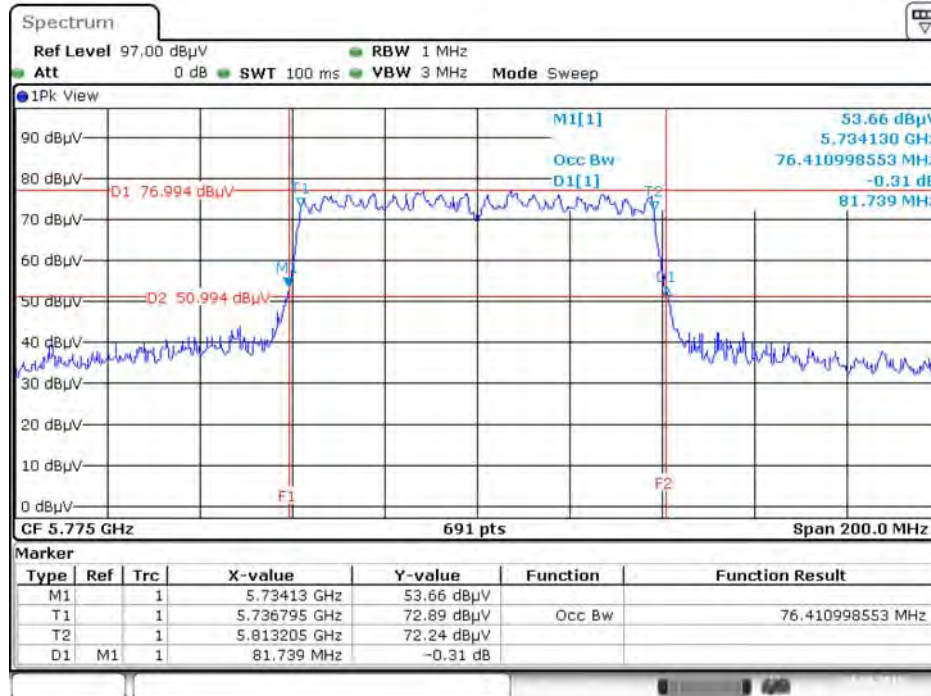
Date: 24.MAR.2015 01:14:29

26dB Bandwidth and 99% Occupied Bandwidth Plot on Configuration IEEE 802.11ac MCS0/Nss1 VHT80 / Chain 1 + Chain 2 + Chain 3 / 5690 MHz



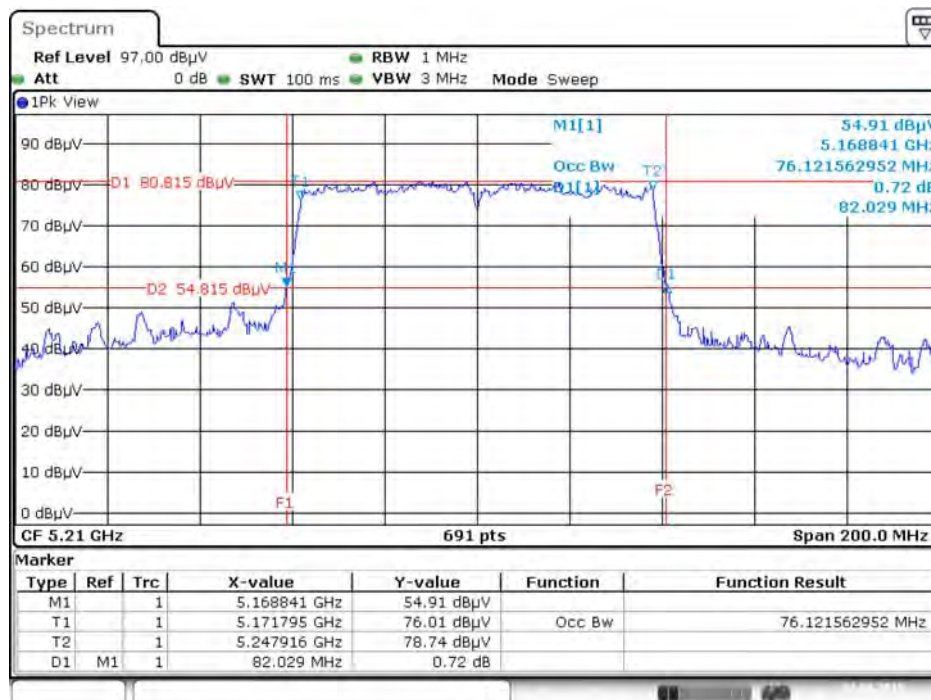
Date: 24.MAR.2015 02:37:06

26dB Bandwidth and 99% Occupied Bandwidth Plot on Configuration IEEE 802.11ac MCS0/Nss1 VHT80 / Chain 1 + Chain 2 + Chain 3 / 5775 MHz



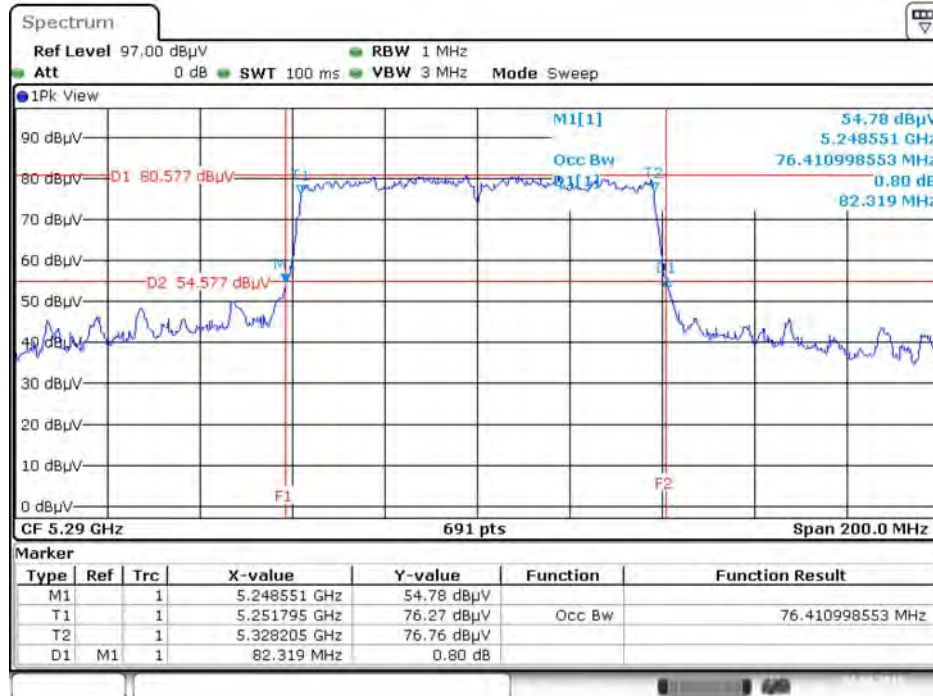
Date: 24.MAR.2015 01:15:09

26dB Bandwidth and 99% Occupied Bandwidth Plot on Configuration IEEE 802.11ac MCS0/Nss3 VHT80 / Chain 1 + Chain 2 + Chain 3 / 5210 MHz



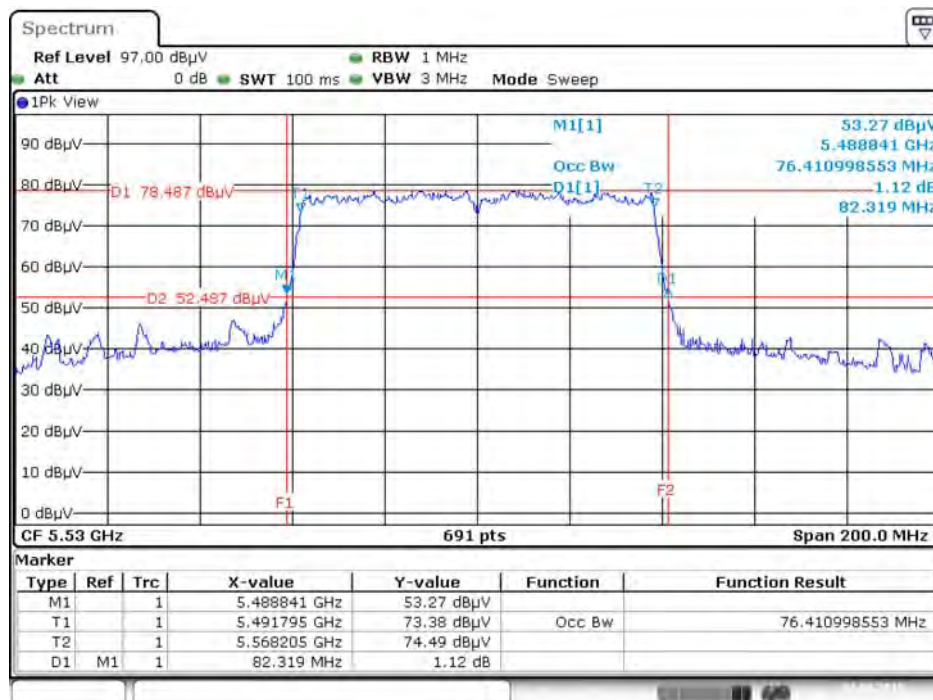
Date: 24.MAR.2015 01:29:26

26dB Bandwidth and 99% Occupied Bandwidth Plot on Configuration IEEE 802.11ac MCS0/Nss3 VHT80 / Chain 1 + Chain 2 + Chain 3 / 5290 MHz



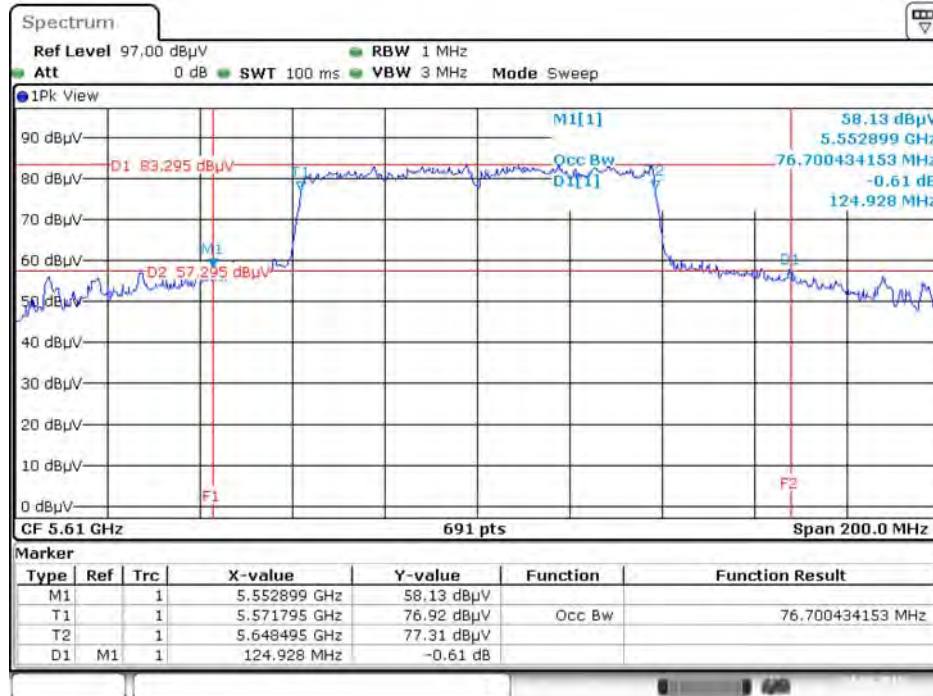
Date: 24.MAR.2015 01:29:47

26dB Bandwidth and 99% Occupied Bandwidth Plot on Configuration IEEE 802.11ac MCS0/Nss3 VHT80 / Chain 1 + Chain 2 + Chain 3 / 5530 MHz



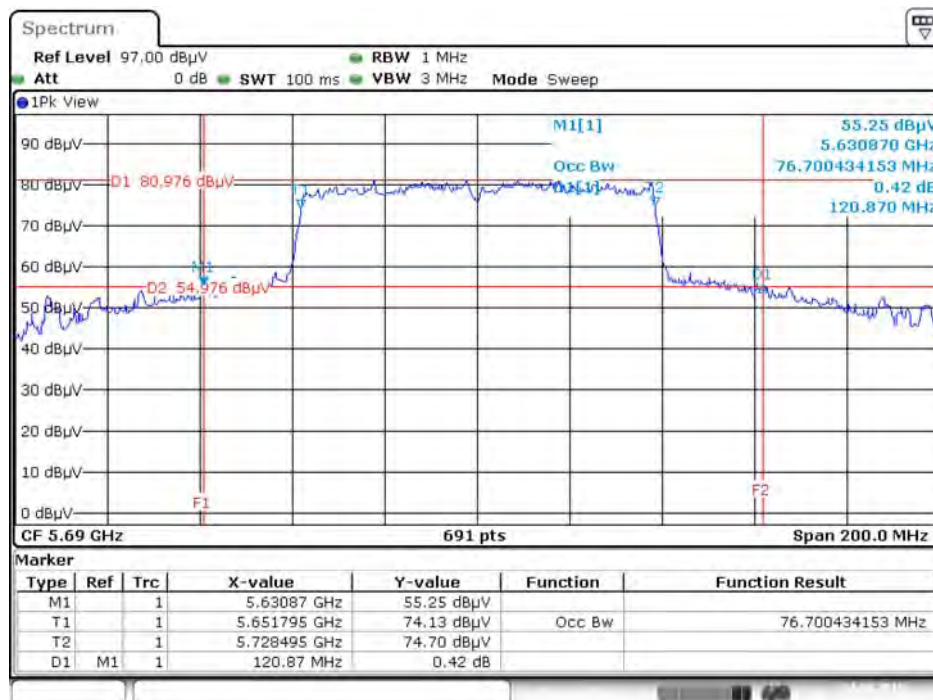
Date: 24.MAR.2015 01:30:08

26dB Bandwidth and 99% Occupied Bandwidth Plot on Configuration IEEE 802.11ac MCS0/Nss3 VHT80 / Chain 1 + Chain 2 + Chain 3 / 5610 MHz



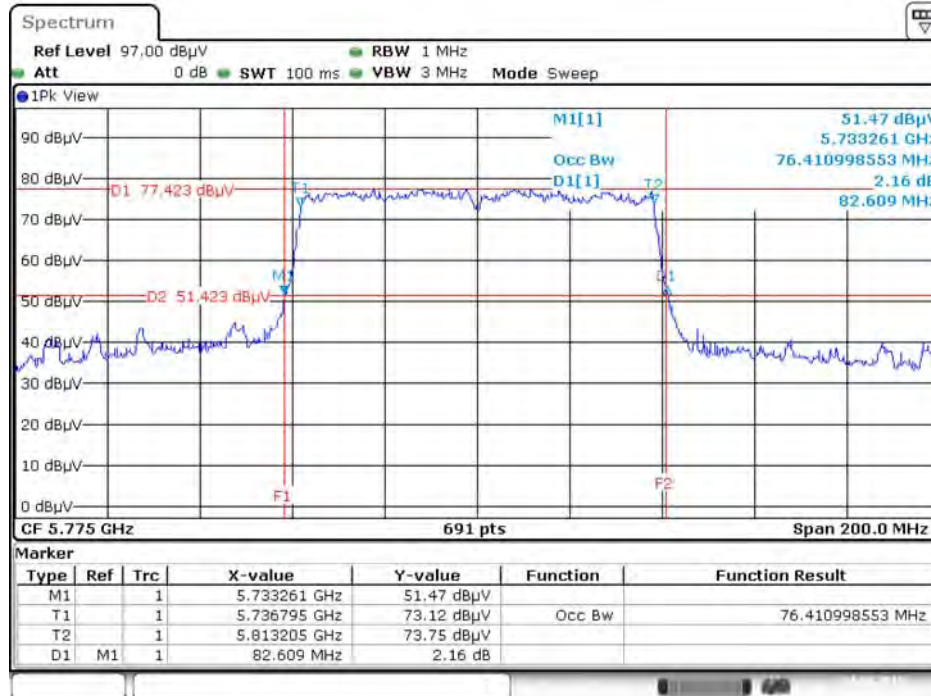
Date: 24.MAR.2015 01:31:05

26dB Bandwidth and 99% Occupied Bandwidth Plot on Configuration IEEE 802.11ac MCS0/Nss3 VHT80 / Chain 1 + Chain 2 + Chain 3 / 5690 MHz



Date: 24.MAR.2015 02:35:48

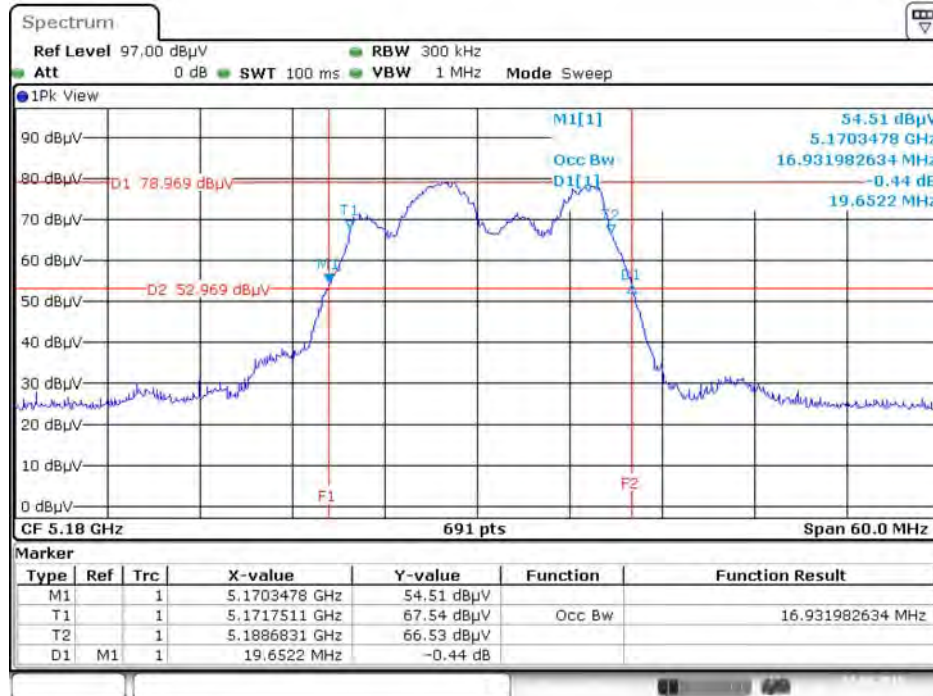
26dB Bandwidth and 99% Occupied Bandwidth Plot on Configuration IEEE 802.11ac MCS0/Nss3 VHT80 / Chain 1 + Chain 2 + Chain 3 / 5775 MHz



Date: 24.MAR.2015 01:31:55

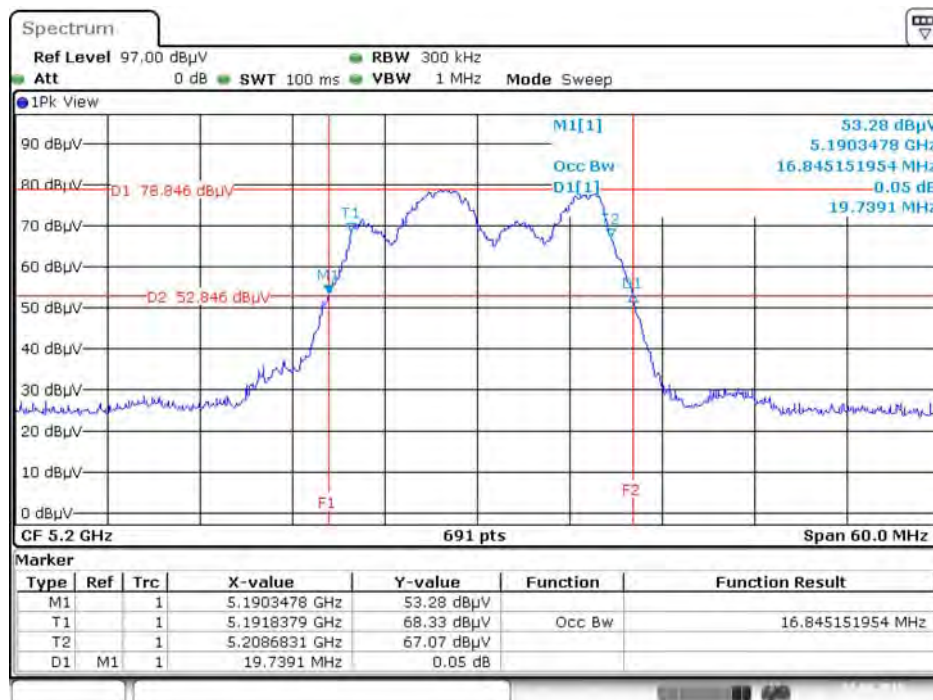
Mode 3 (Ant. 4 Panel antenna / 9.2dBi)

26dB Bandwidth and 99% Occupied Bandwidth Plot on Configuration IEEE 802.11a / Chain 1 + Chain 2 + Chain 3 / 5180 MHz



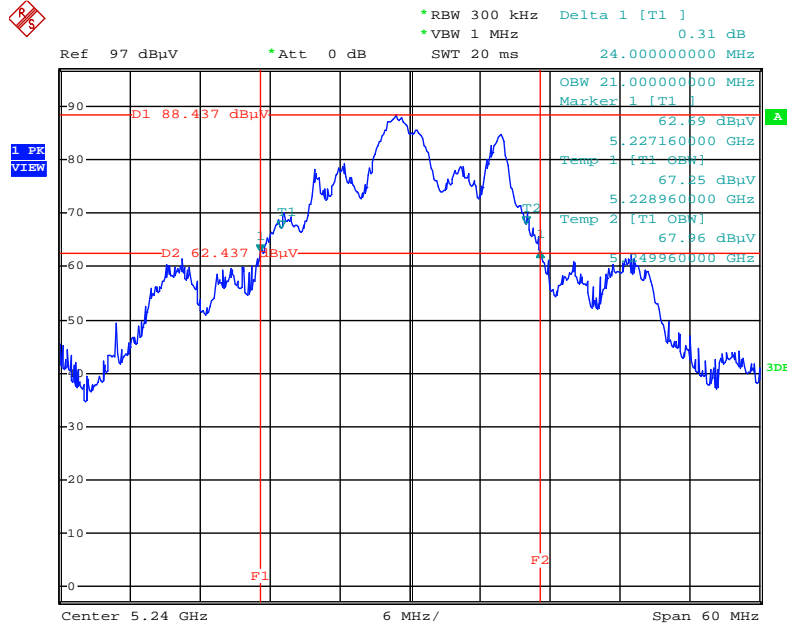
Date: 23.MAR 2015 23:15:07

26dB Bandwidth and 99% Occupied Bandwidth Plot on Configuration IEEE 802.11a / Chain 1 + Chain 2 + Chain 3 / 5200 MHz



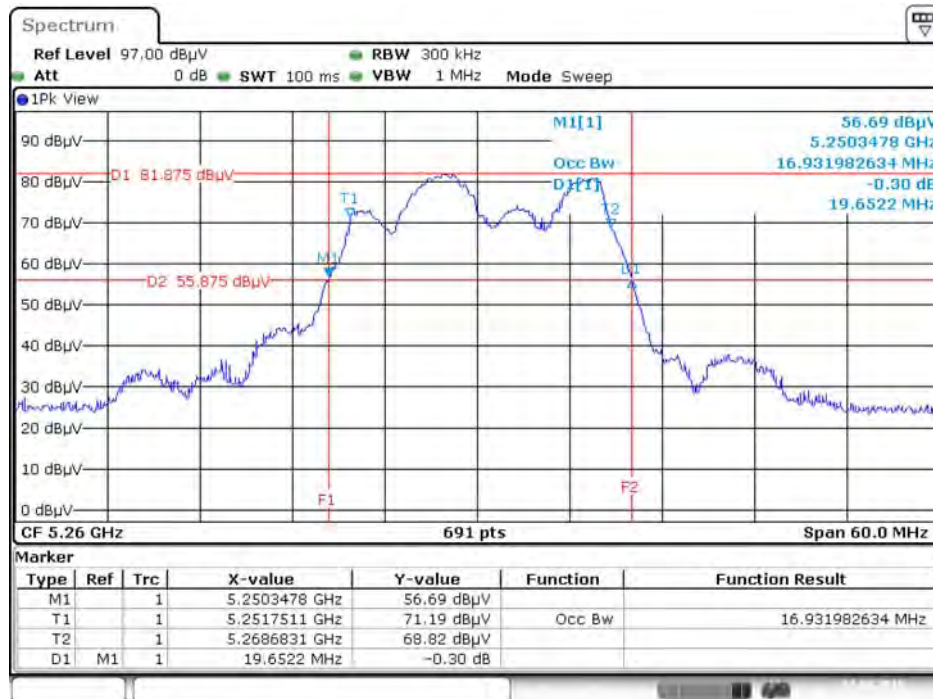
Date: 23.MAR 2015 23:21:30

26dB Bandwidth and 99% Occupied Bandwidth Plot on Configuration IEEE 802.11a / Chain 1 + Chain 2 + Chain 3 / 5240 MHz



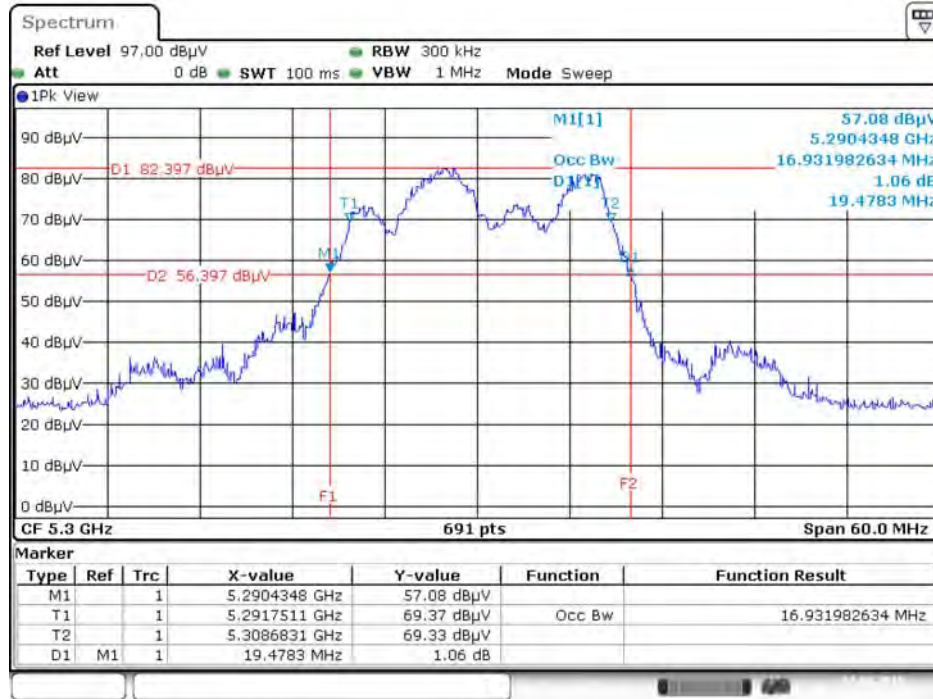
Date: 8.APR.2015 10:09:39

26dB Bandwidth and 99% Occupied Bandwidth Plot on Configuration IEEE 802.11a / Chain 1 + Chain 2 + Chain 3 / 5260 MHz



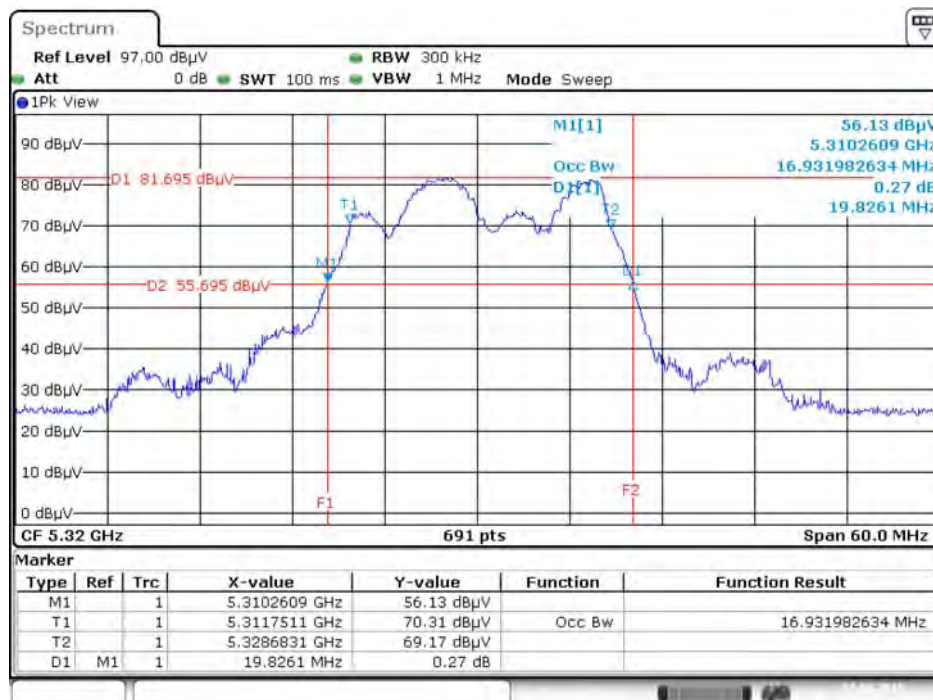
Date: 23.MAR 2015 23:22:57

26dB Bandwidth and 99% Occupied Bandwidth Plot on Configuration IEEE 802.11a / Chain 1 + Chain 2 + Chain 3 / 5300 MHz



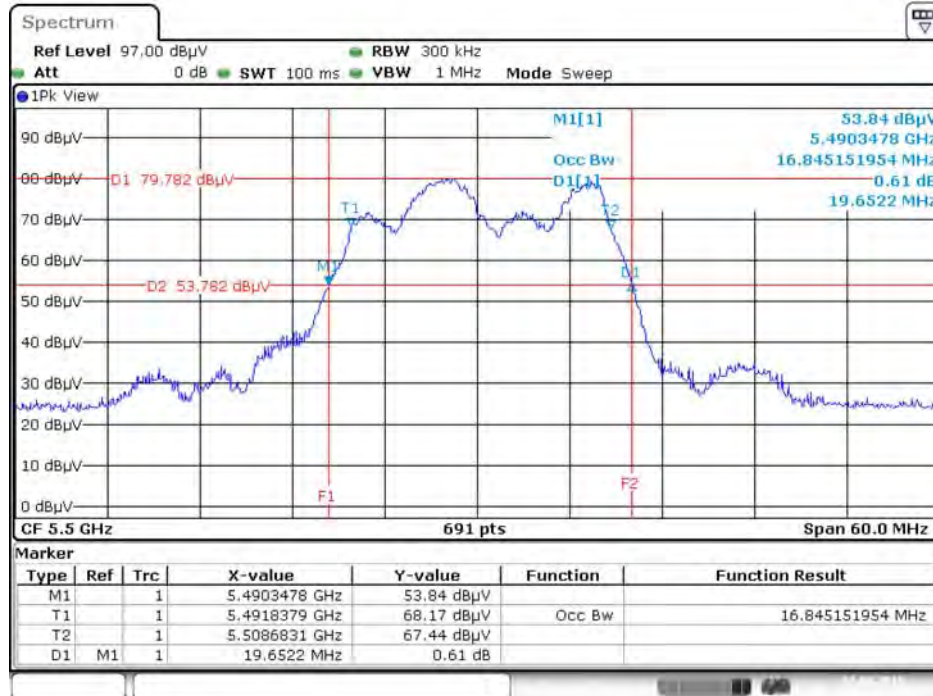
Date: 23.MAR 2015 23:23:36

26dB Bandwidth and 99% Occupied Bandwidth Plot on Configuration IEEE 802.11a / Chain 1 + Chain 2 + Chain 3 / 5320 MHz



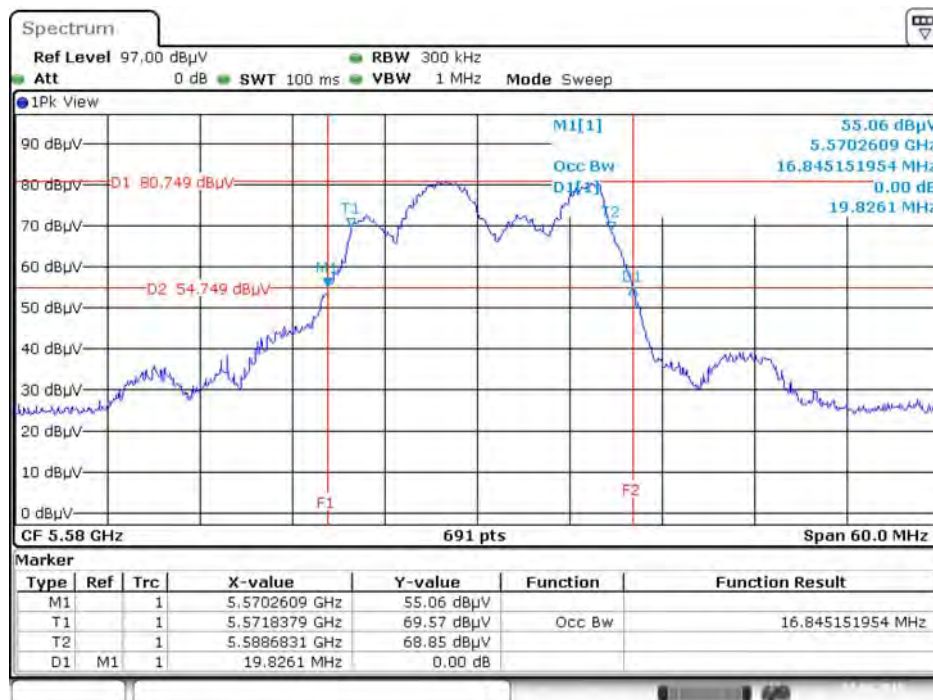
Date: 23.MAR 2015 23:24:19

26dB Bandwidth and 99% Occupied Bandwidth Plot on Configuration IEEE 802.11a / Chain 1 + Chain 2 + Chain 3 / 5500 MHz



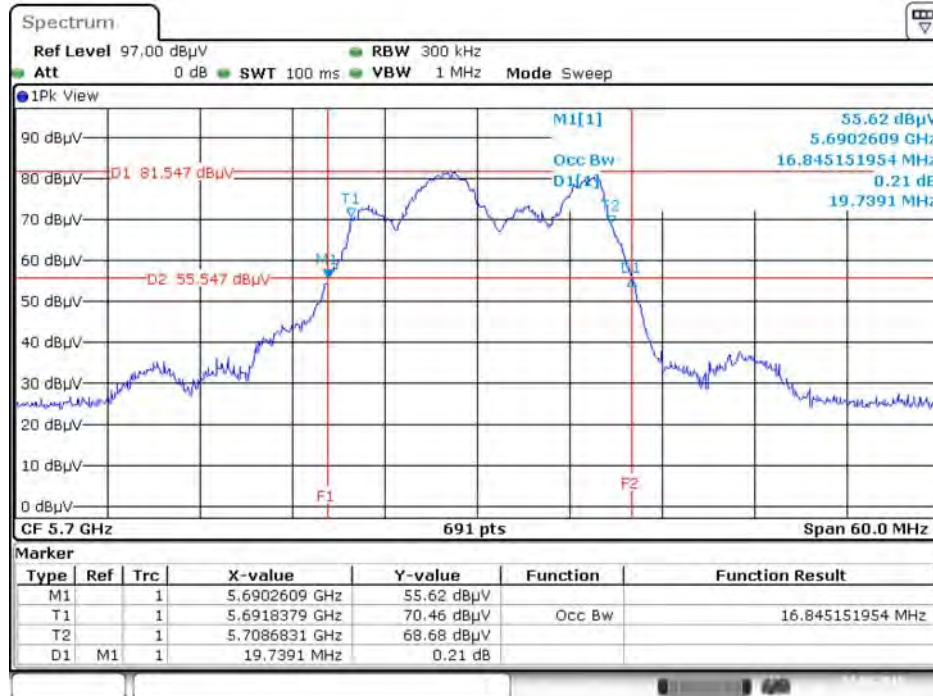
Date: 23.MAR 2015 23:25:01

26dB Bandwidth and 99% Occupied Bandwidth Plot on Configuration IEEE 802.11a / Chain 1 + Chain 2 + Chain 3 / 5580 MHz



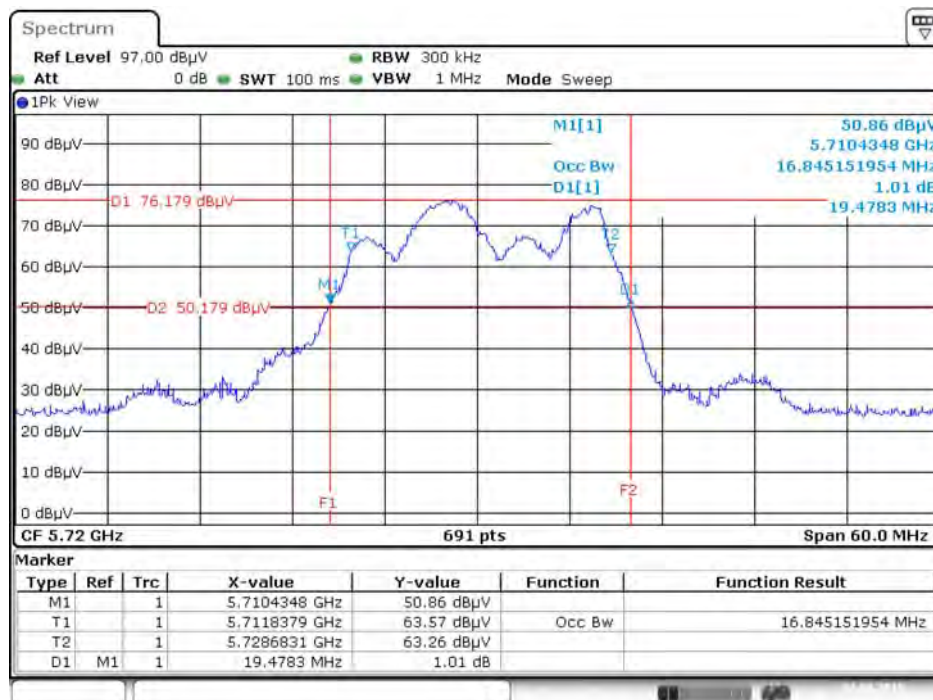
Date: 23.MAR 2015 23:25:44

26dB Bandwidth and 99% Occupied Bandwidth Plot on Configuration IEEE 802.11a / Chain 1 + Chain 2 + Chain 3 / 5700 MHz



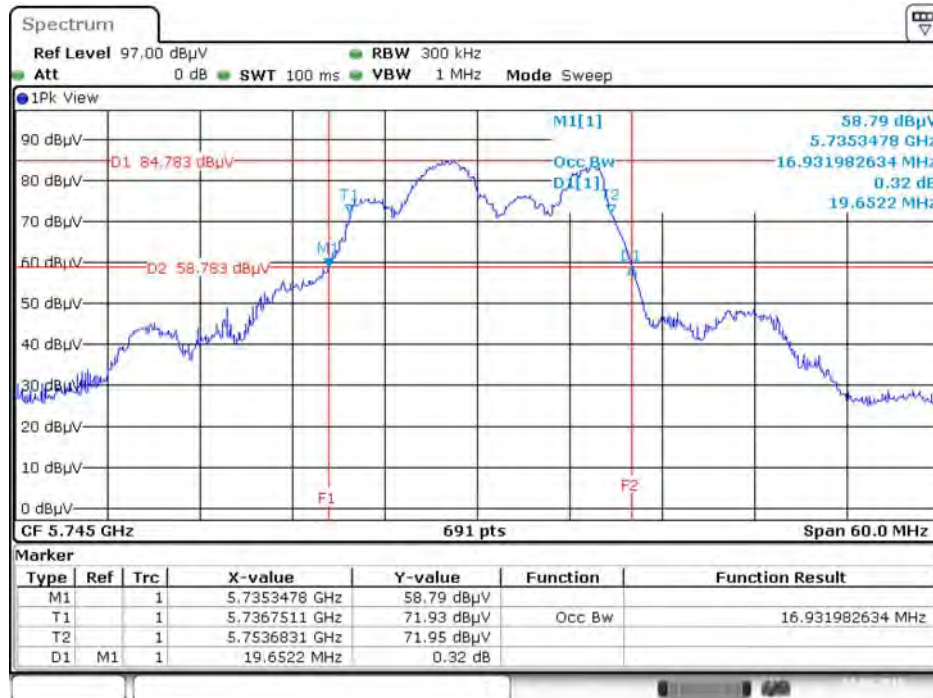
Date: 23.MAR 2015 23:26:18

26dB Bandwidth and 99% Occupied Bandwidth Plot on Configuration IEEE 802.11a / Chain 1 + Chain 2 + Chain 3 / 5720 MHz



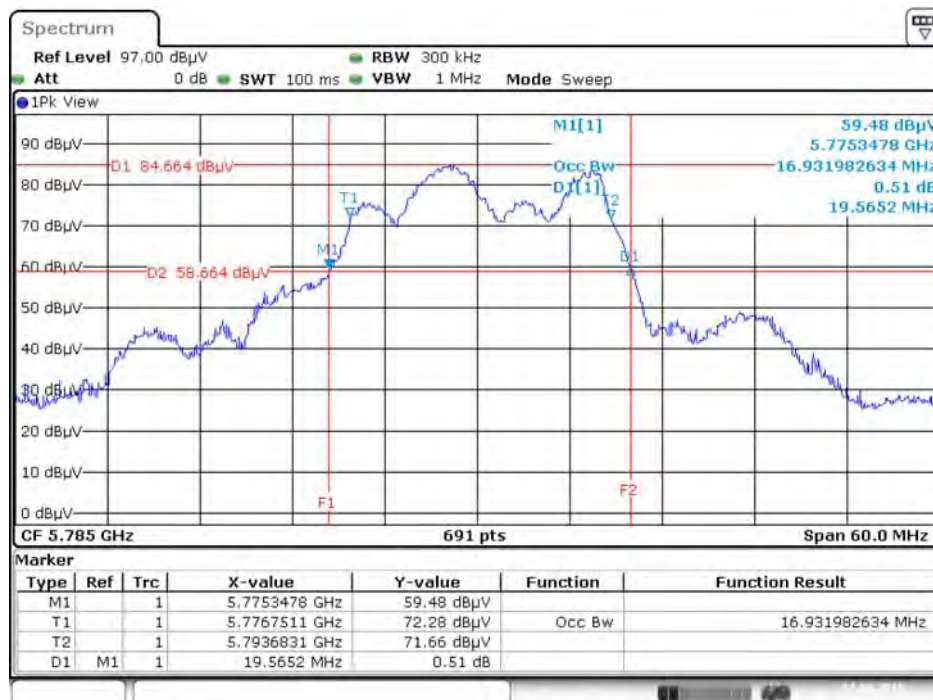
Date: 24.MAR 2015 02:27:55

26dB Bandwidth and 99% Occupied Bandwidth Plot on Configuration IEEE 802.11a / Chain 1 + Chain 2 + Chain 3 / 5745 MHz



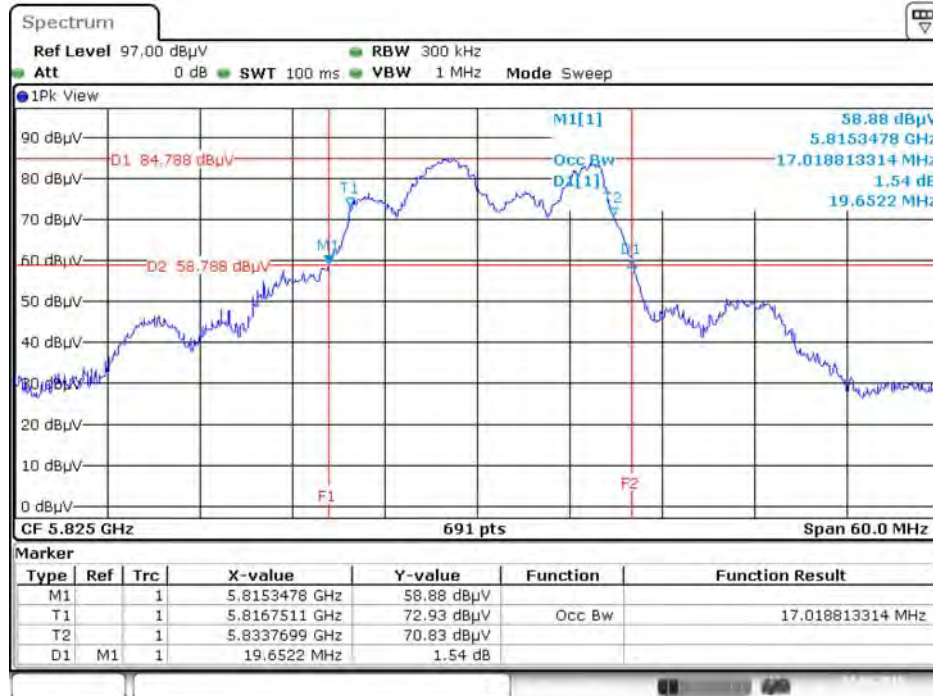
Date: 23.MAR 2015 23:26:53

26dB Bandwidth and 99% Occupied Bandwidth Plot on Configuration IEEE 802.11a / Chain 1 + Chain 2 + Chain 3 / 5785 MHz



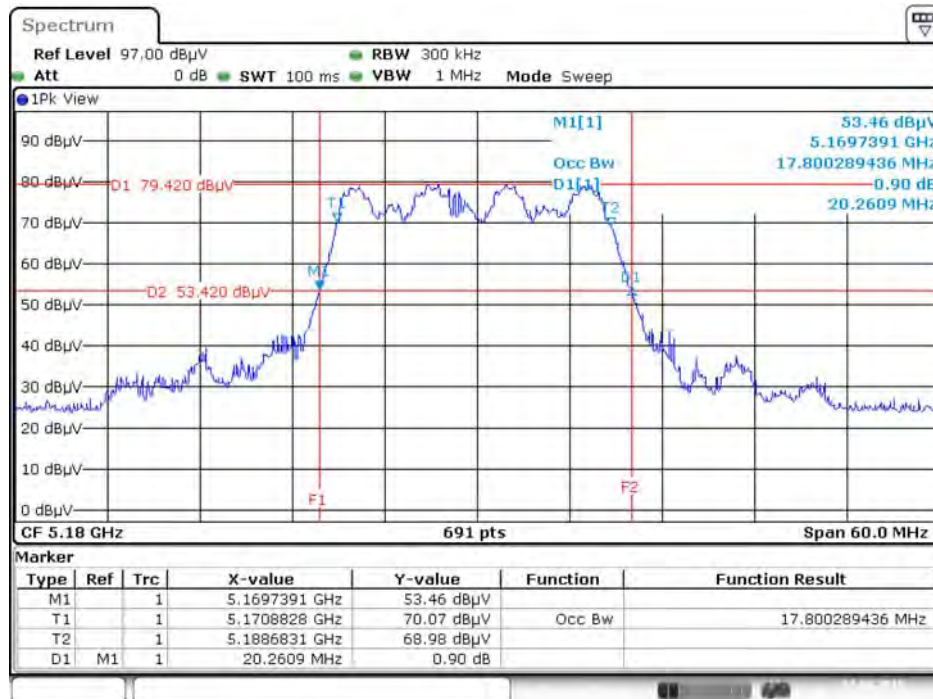
Date: 23.MAR 2015 23:27:26

26dB Bandwidth and 99% Occupied Bandwidth Plot on Configuration IEEE 802.11a / Chain 1 + Chain 2 + Chain 3 / 5825 MHz



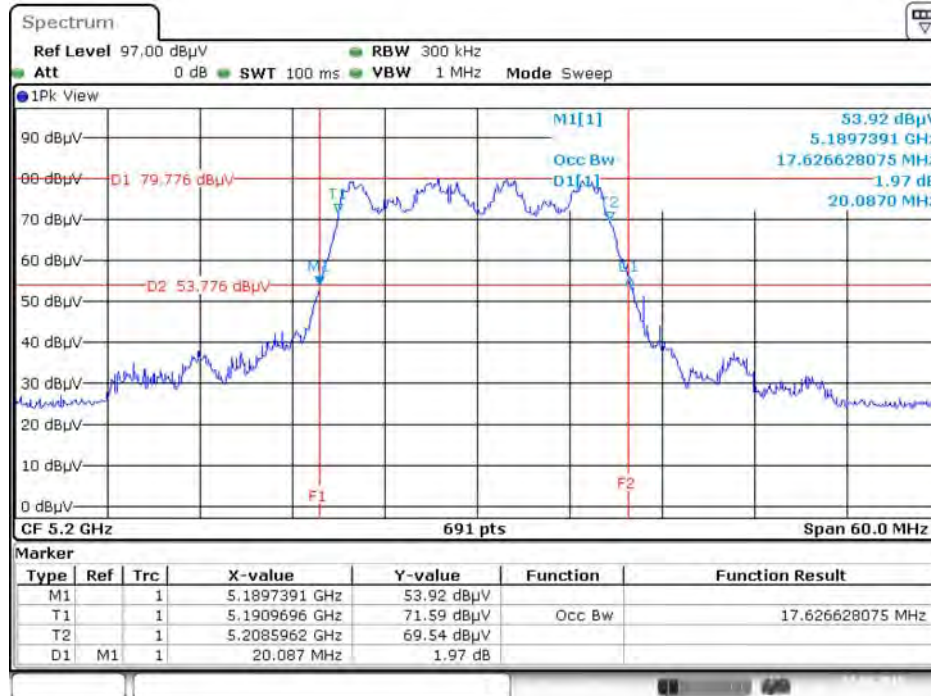
Date: 23.MAR 2015 23:28:00

26dB Bandwidth and 99% Occupied Bandwidth Plot on Configuration IEEE 802.11ac MCS0/Nss1 VHT20 / Chain 1 + Chain 2 + Chain 3 / 5180 MHz



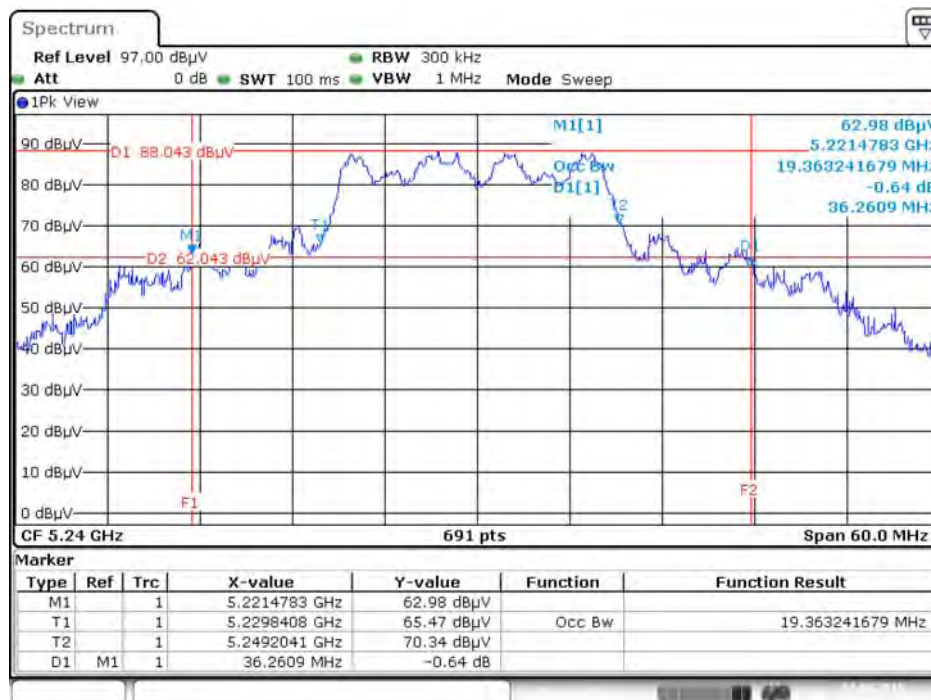
Date: 23.MAR 2015 23:29:17

26dB Bandwidth and 99% Occupied Bandwidth Plot on Configuration IEEE 802.11ac MCS0/Nss1 VHT20 / Chain 1 + Chain 2 + Chain 3 / 5200 MHz



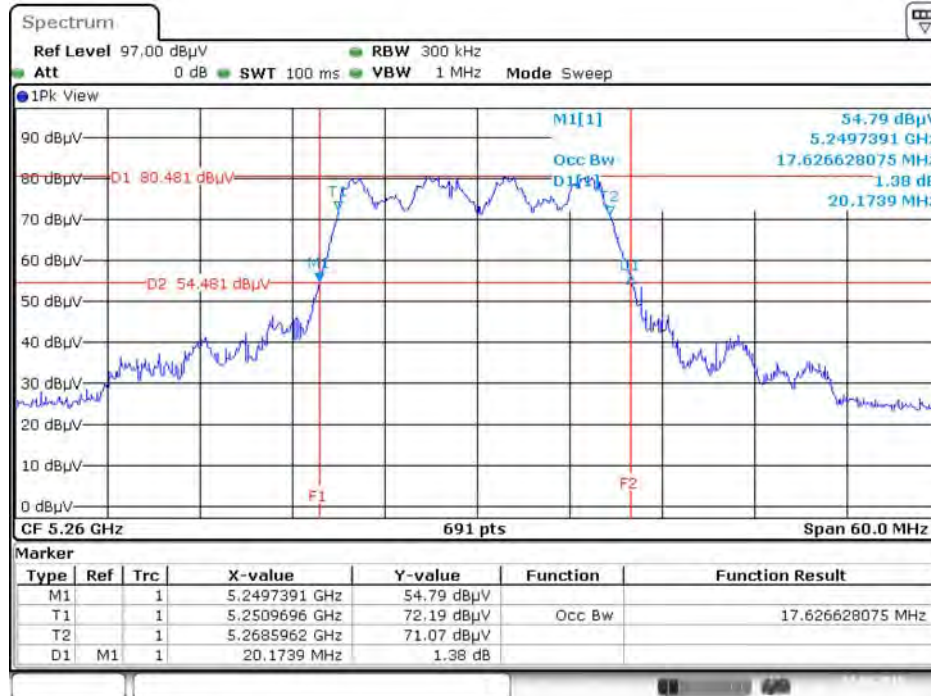
Date: 23.MAR 2015 23:29:48

26dB Bandwidth and 99% Occupied Bandwidth Plot on Configuration IEEE 802.11ac MCS0/Nss1 VHT20 / Chain 1 + Chain 2 + Chain 3 / 5240 MHz



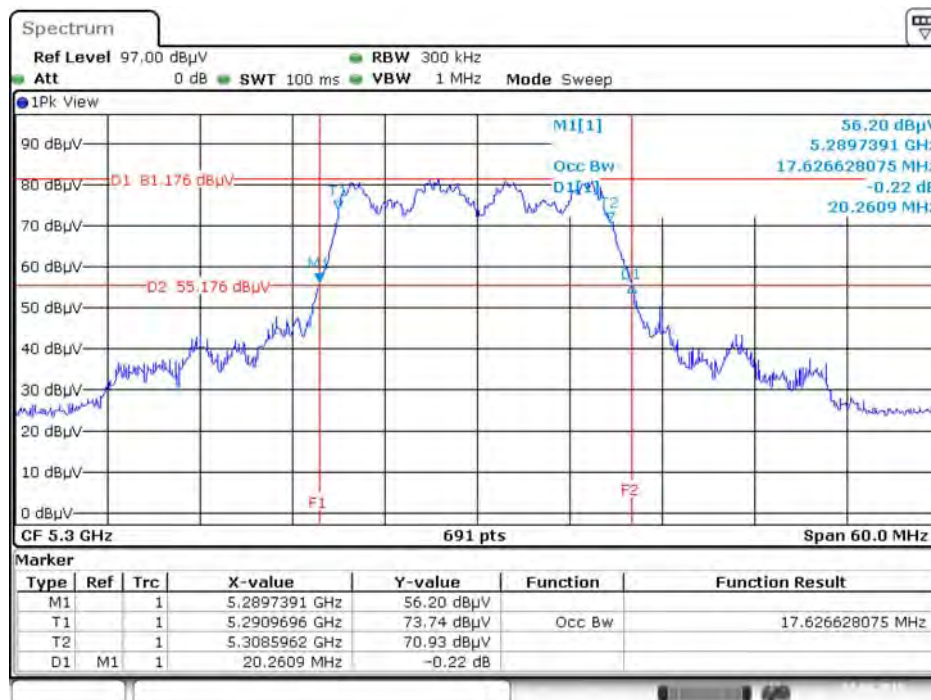
Date: 23.MAR 2015 23:30:20

26dB Bandwidth and 99% Occupied Bandwidth Plot on Configuration IEEE 802.11ac MCS0/Nss1 VHT20 / Chain 1 + Chain 2 + Chain 3 / 5260 MHz



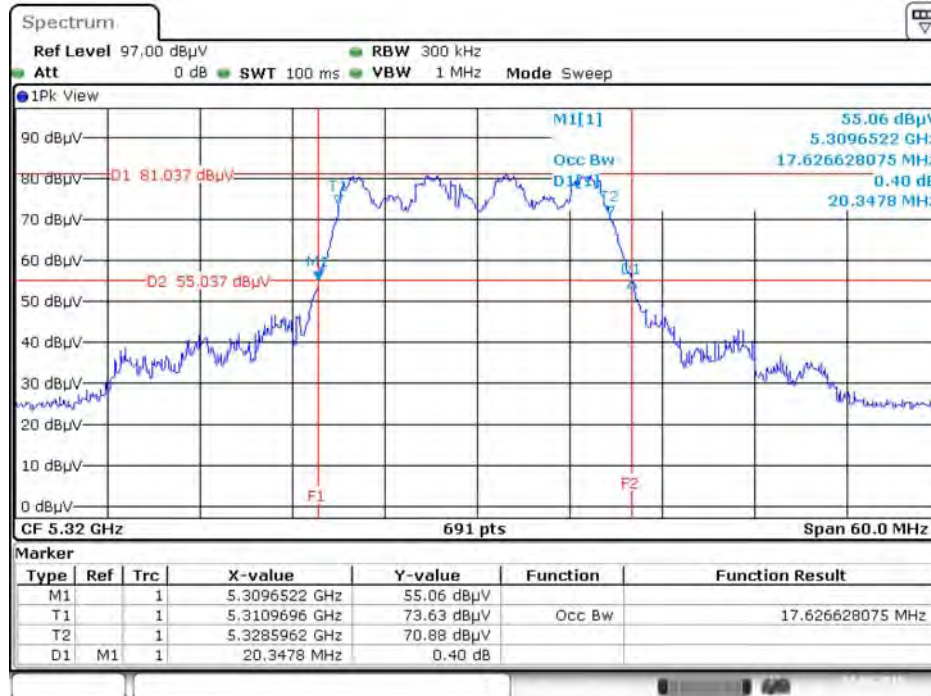
Date: 23.MAR 2015 23:30:53

26dB Bandwidth and 99% Occupied Bandwidth Plot on Configuration IEEE 802.11ac MCS0/Nss1 VHT20 / Chain 1 + Chain 2 + Chain 3 / 5300 MHz



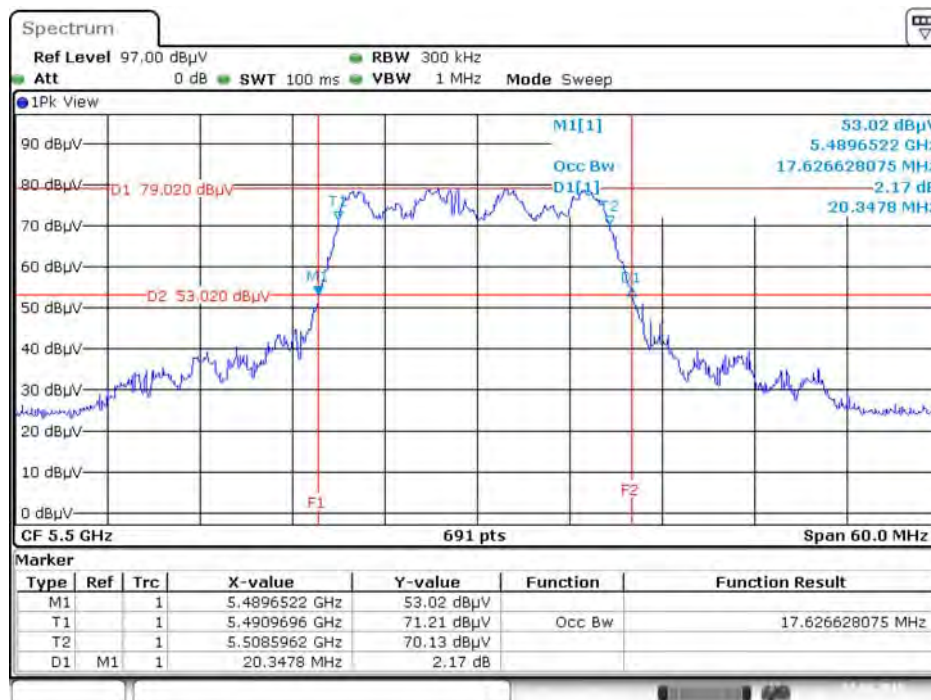
Date: 23.MAR 2015 23:31:28

26dB Bandwidth and 99% Occupied Bandwidth Plot on Configuration IEEE 802.11ac MCS0/Nss1 VHT20 / Chain 1 + Chain 2 + Chain 3 / 5320 MHz



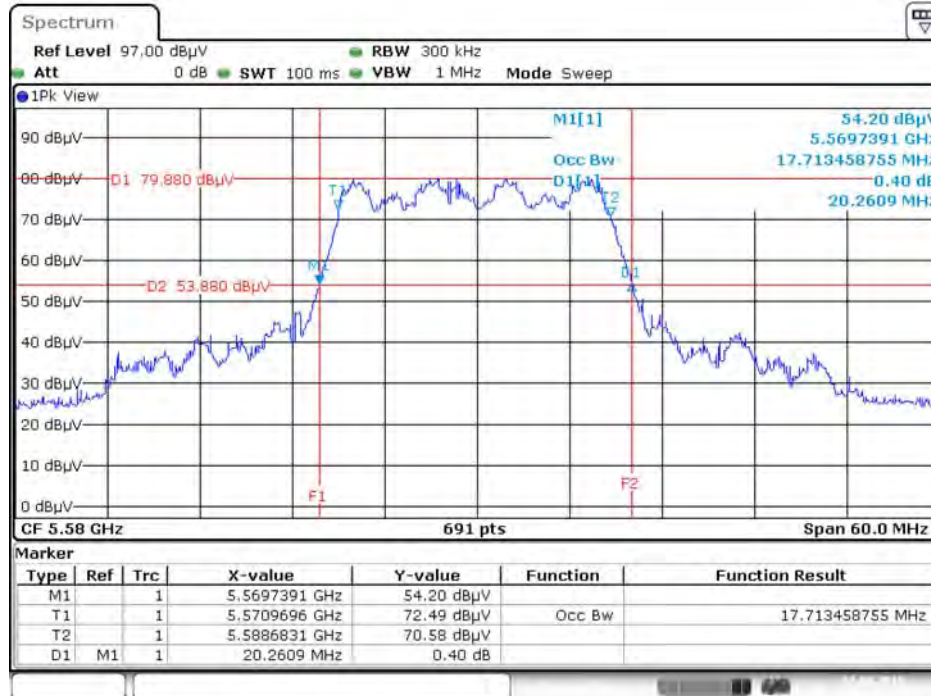
Date: 23.MAR 2015 23:32:00

26dB Bandwidth and 99% Occupied Bandwidth Plot on Configuration IEEE 802.11ac MCS0/Nss1 VHT20 / Chain 1 + Chain 2 + Chain 3 / 5500 MHz



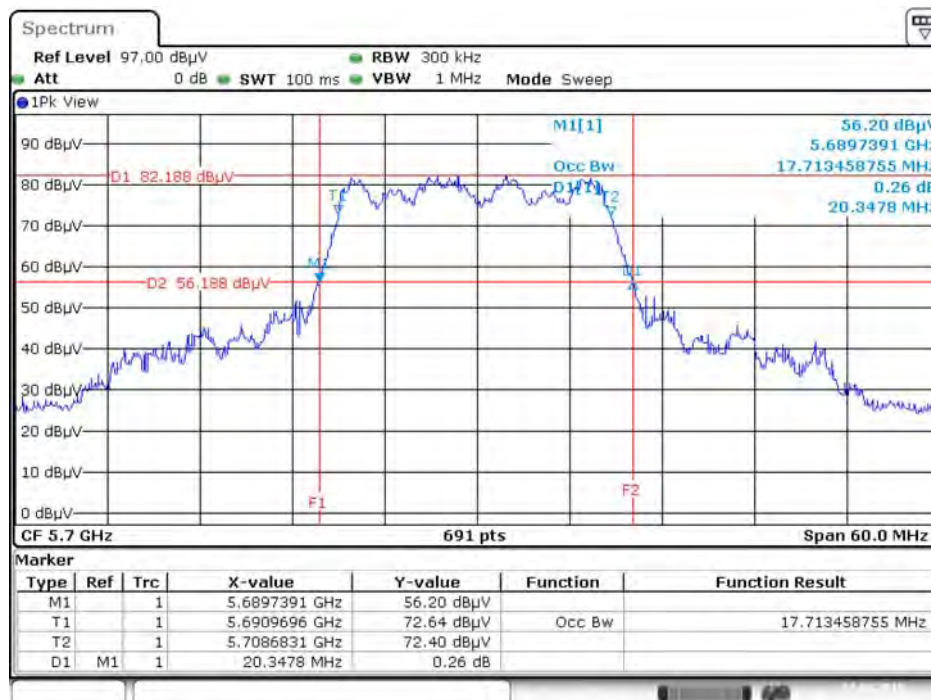
Date: 23.MAR 2015 23:35:16

26dB Bandwidth and 99% Occupied Bandwidth Plot on Configuration IEEE 802.11ac MCS0/Nss1 VHT20 / Chain 1 + Chain 2 + Chain 3 / 5580 MHz



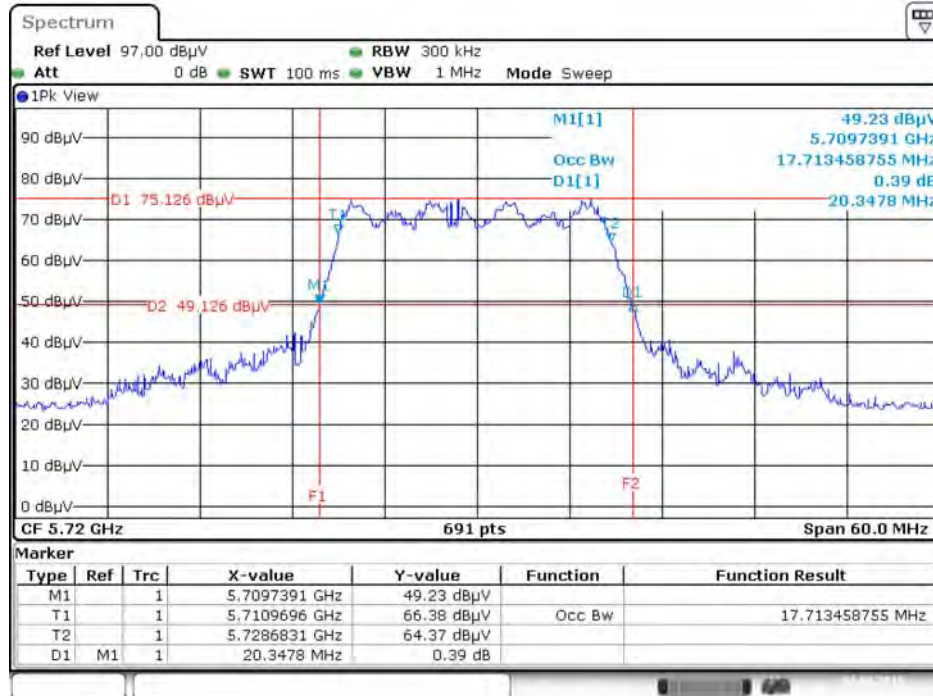
Date: 23.MAR 2015 23:35:55

26dB Bandwidth and 99% Occupied Bandwidth Plot on Configuration IEEE 802.11ac MCS0/Nss1 VHT20 / Chain 1 + Chain 2 + Chain 3 / 5700 MHz



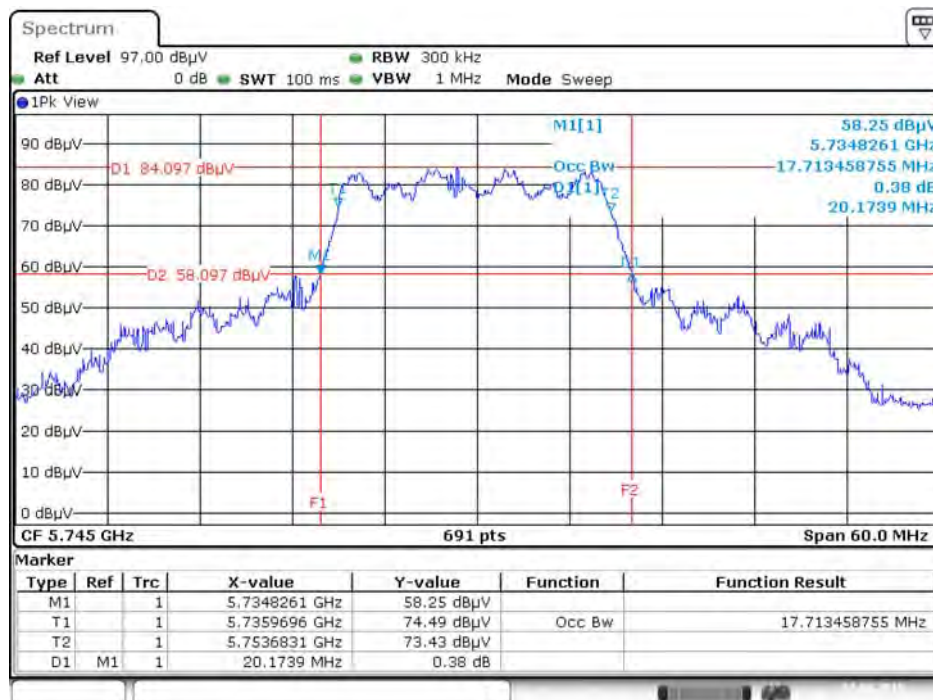
Date: 23.MAR 2015 23:36:32

26dB Bandwidth and 99% Occupied Bandwidth Plot on Configuration IEEE 802.11ac MCS0/Nss1 VHT20 / Chain 1 + Chain 2 + Chain 3 / 5720 MHz



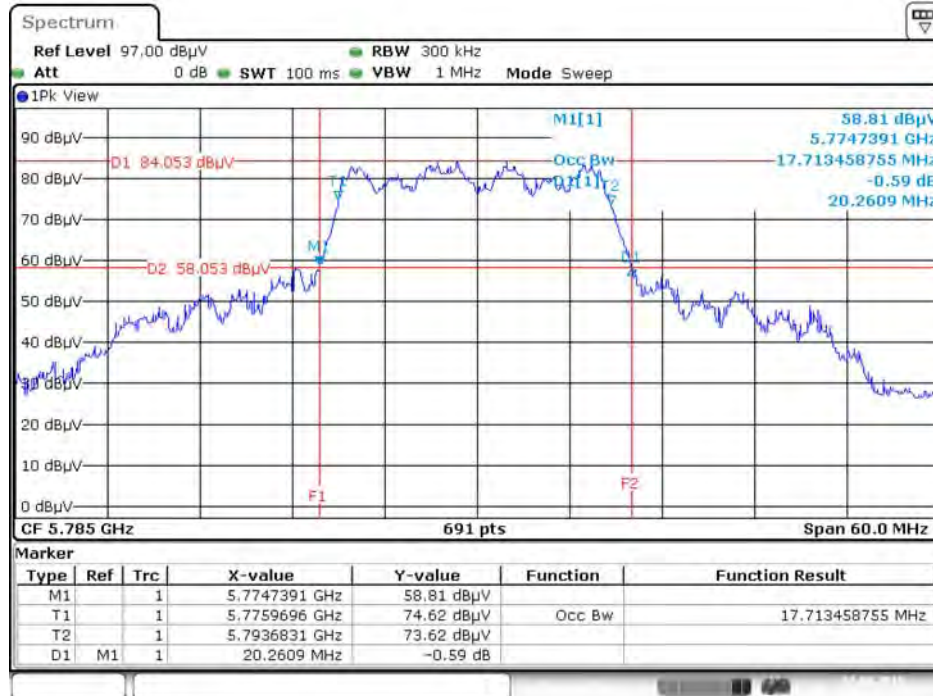
Date: 24.MAR 2015 02:28:29

26dB Bandwidth and 99% Occupied Bandwidth Plot on Configuration IEEE 802.11ac MCS0/Nss1 VHT20 / Chain 1 + Chain 2 + Chain 3 / 5745 MHz



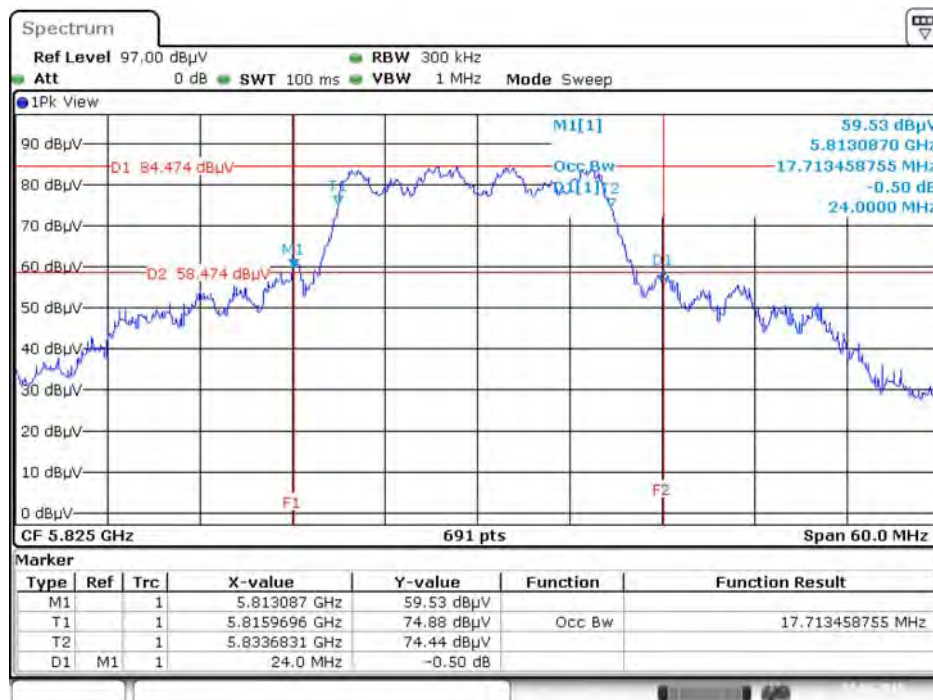
Date: 23.MAR 2015 23:37:08

26dB Bandwidth and 99% Occupied Bandwidth Plot on Configuration IEEE 802.11ac MCS0/Nss1 VHT20 / Chain 1 + Chain 2 + Chain 3 / 5785 MHz



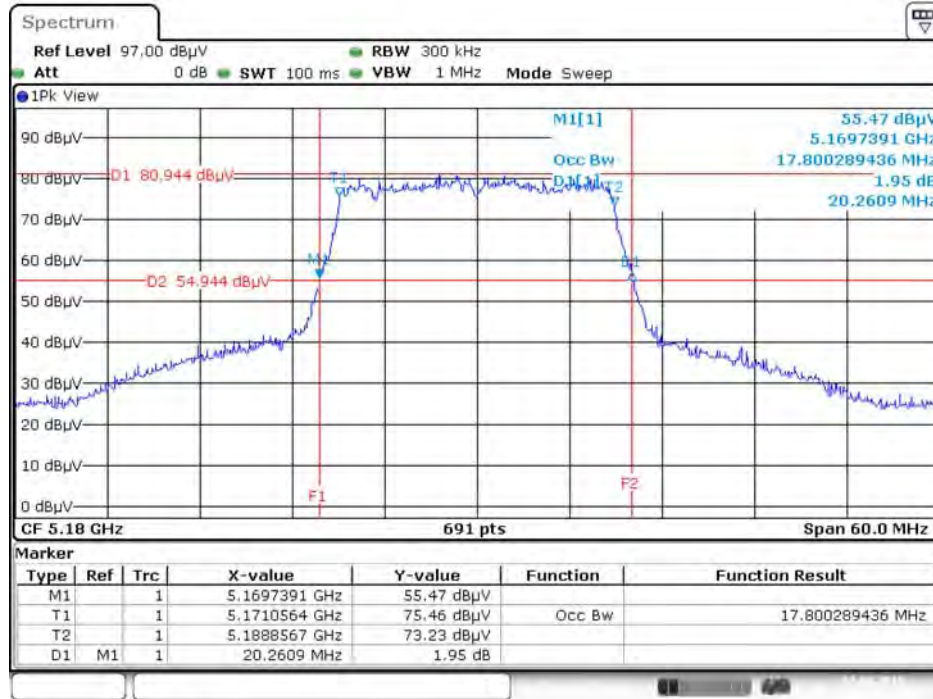
Date: 23.MAR 2015 23:37:45

26dB Bandwidth and 99% Occupied Bandwidth Plot on Configuration IEEE 802.11ac MCS0/Nss1 VHT20 / Chain 1 + Chain 2 + Chain 3 / 5825 MHz



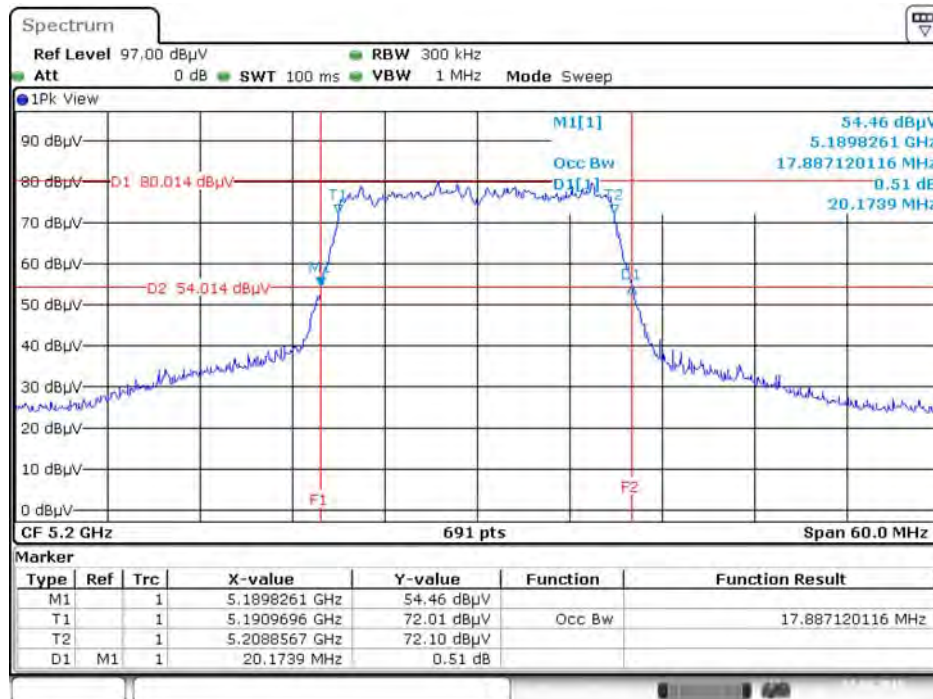
Date: 23.MAR 2015 23:38:20

26dB Bandwidth and 99% Occupied Bandwidth Plot on Configuration IEEE 802.11ac MCS0/Nss3 VHT20 / Chain 1 + Chain 2 + Chain 3 / 5180 MHz



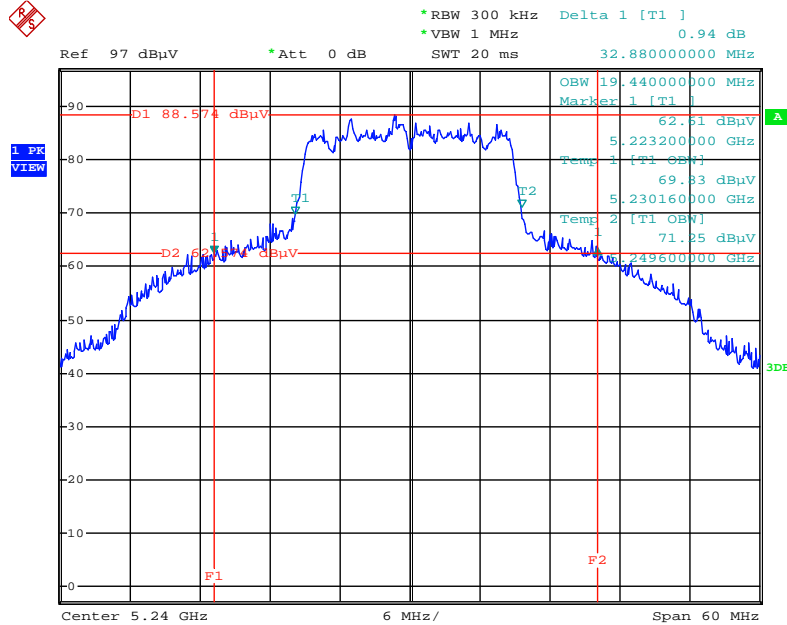
Date: 23.MAR 2015 23:52:40

26dB Bandwidth and 99% Occupied Bandwidth Plot on Configuration IEEE 802.11ac MCS0/Nss3 VHT20 / Chain 1 + Chain 2 + Chain 3 / 5200 MHz



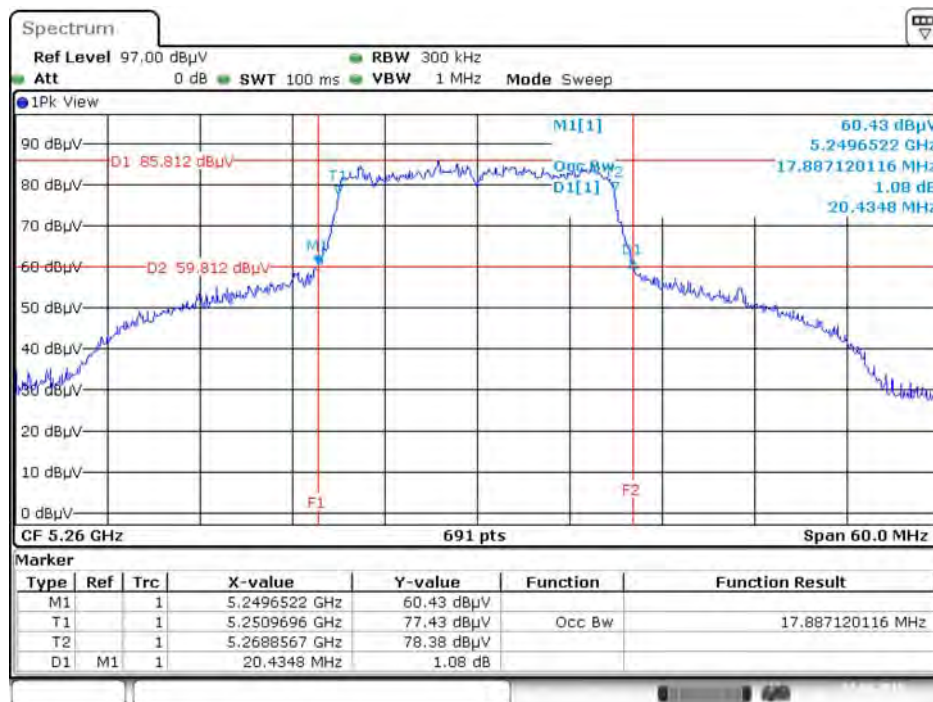
Date: 23.MAR 2015 23:53:22

26dB Bandwidth and 99% Occupied Bandwidth Plot on Configuration IEEE 802.11ac MCS0/Nss3 VHT20 / Chain 1 + Chain 2 + Chain 3 / 5240 MHz



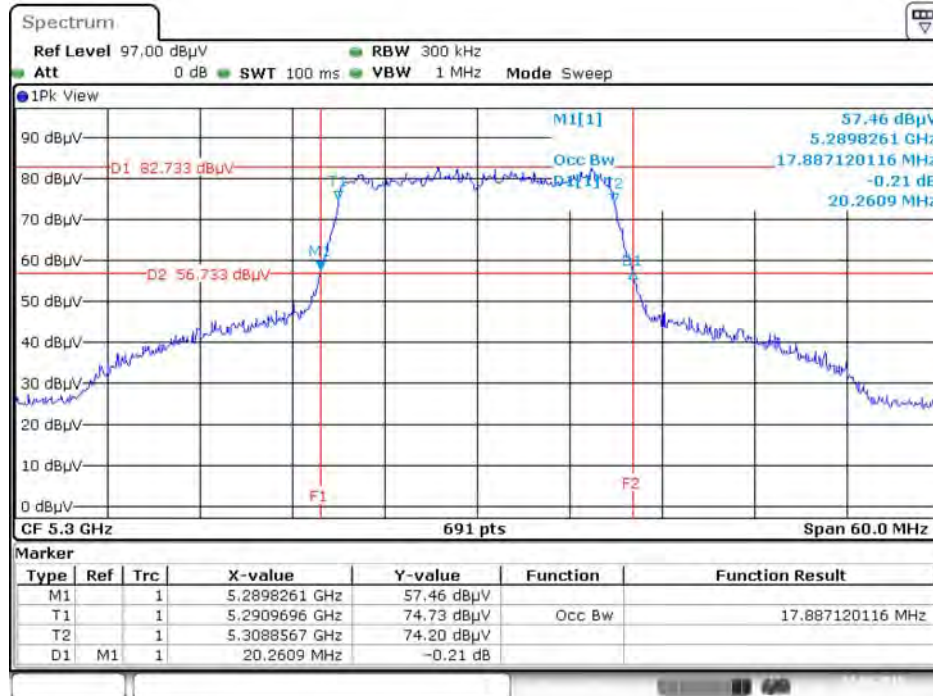
Date: 8.APR.2015 10:36:37

26dB Bandwidth and 99% Occupied Bandwidth Plot on Configuration IEEE 802.11ac MCS0/Nss3 VHT20 / Chain 1 + Chain 2 + Chain 3 / 5260 MHz



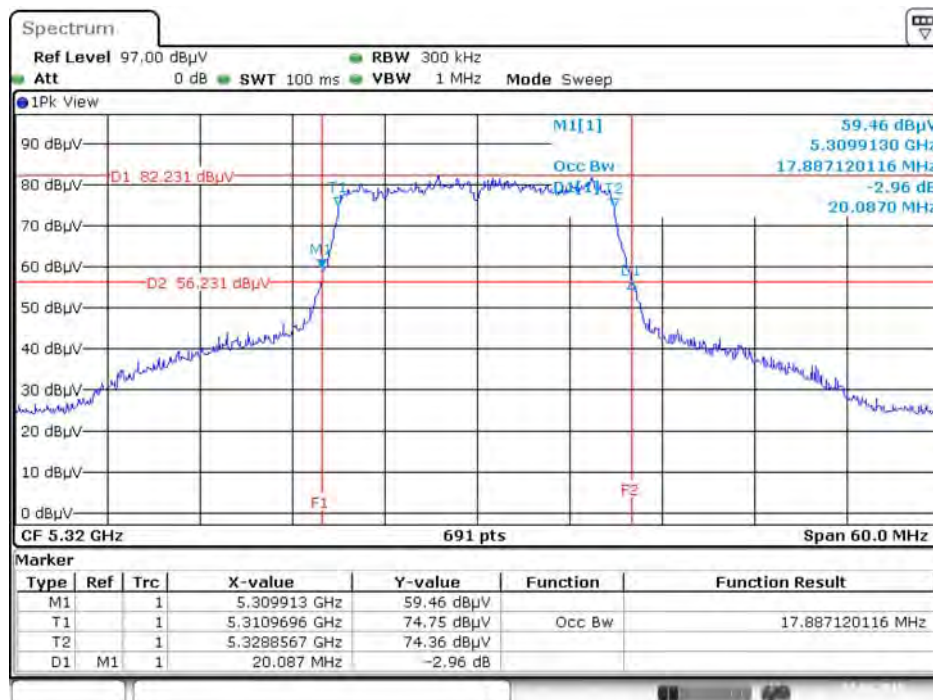
Date: 23.MAR 2015 23:54:26

26dB Bandwidth and 99% Occupied Bandwidth Plot on Configuration IEEE 802.11ac MCS0/Nss3 VHT20 / Chain 1 + Chain 2 + Chain 3 / 5300 MHz



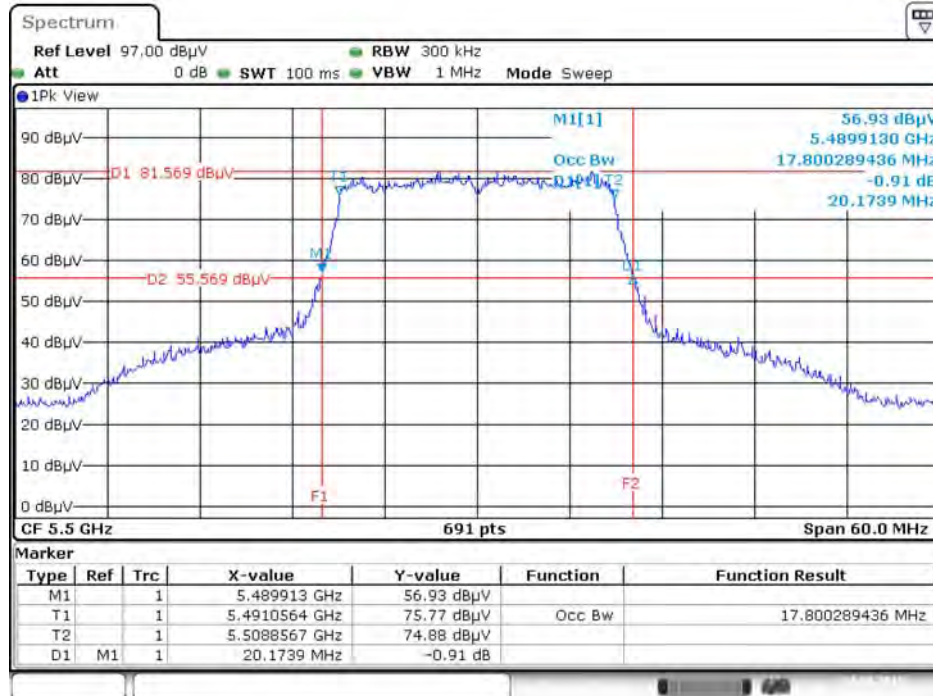
Date: 23.MAR 2015 23:55:02

26dB Bandwidth and 99% Occupied Bandwidth Plot on Configuration IEEE 802.11ac MCS0/Nss3 VHT20 / Chain 1 + Chain 2 + Chain 3 / 5320 MHz



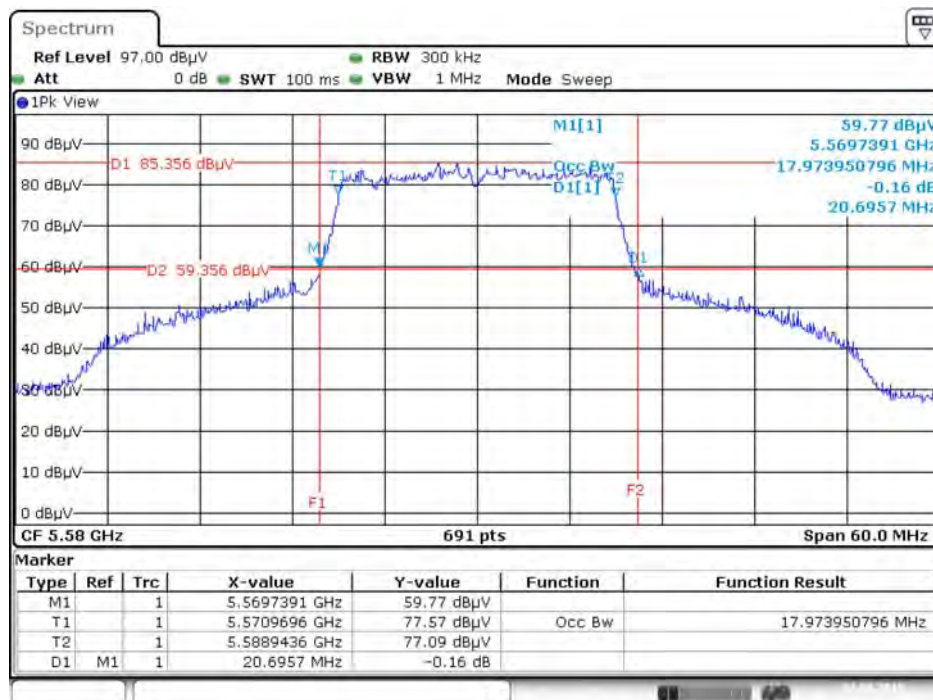
Date: 23.MAR 2015 23:55:34

26dB Bandwidth and 99% Occupied Bandwidth Plot on Configuration IEEE 802.11ac MCS0/Nss3 VHT20 / Chain 1 + Chain 2 + Chain 3 / 5500 MHz



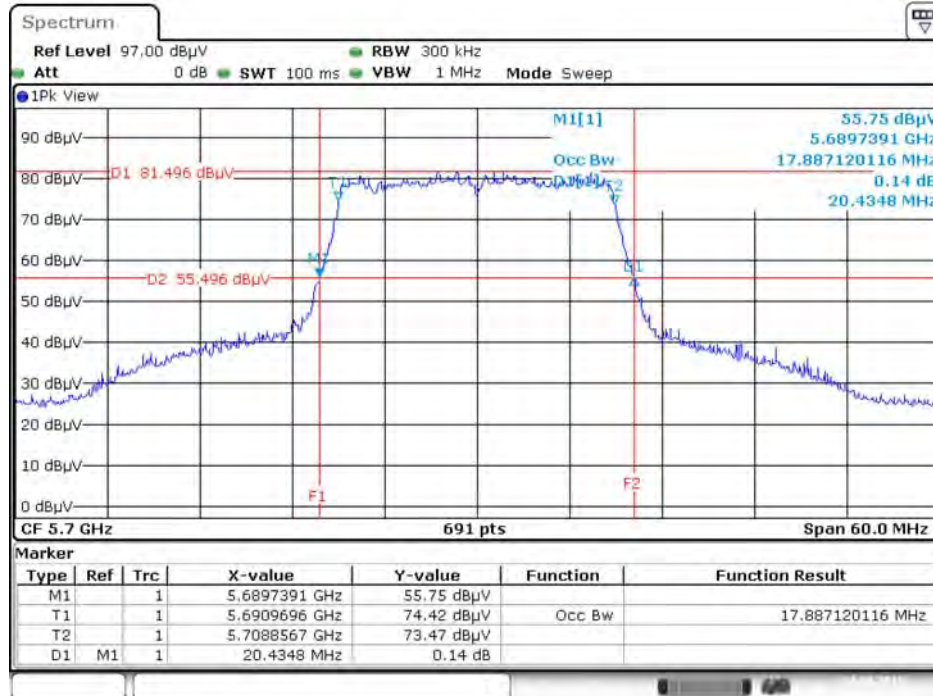
Date: 24.MAR.2015 00:33:44

26dB Bandwidth and 99% Occupied Bandwidth Plot on Configuration IEEE 802.11ac MCS0/Nss3 VHT20 / Chain 1 + Chain 2 + Chain 3 / 5580 MHz



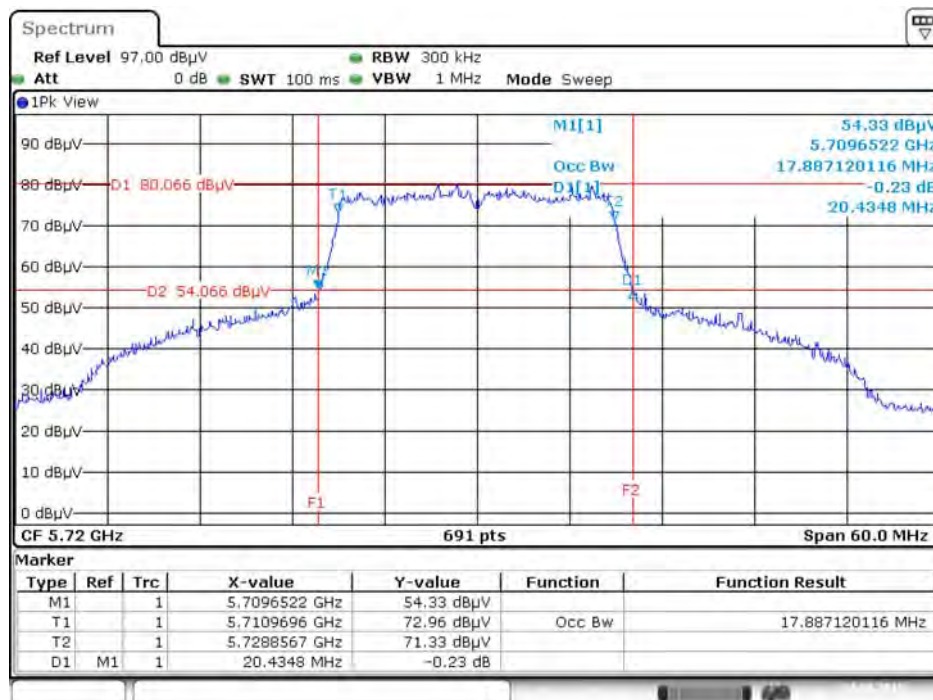
Date: 24.MAR.2015 00:34:18

26dB Bandwidth and 99% Occupied Bandwidth Plot on Configuration IEEE 802.11ac MCS0/Nss3 VHT20 / Chain 1 + Chain 2 + Chain 3 / 5700 MHz



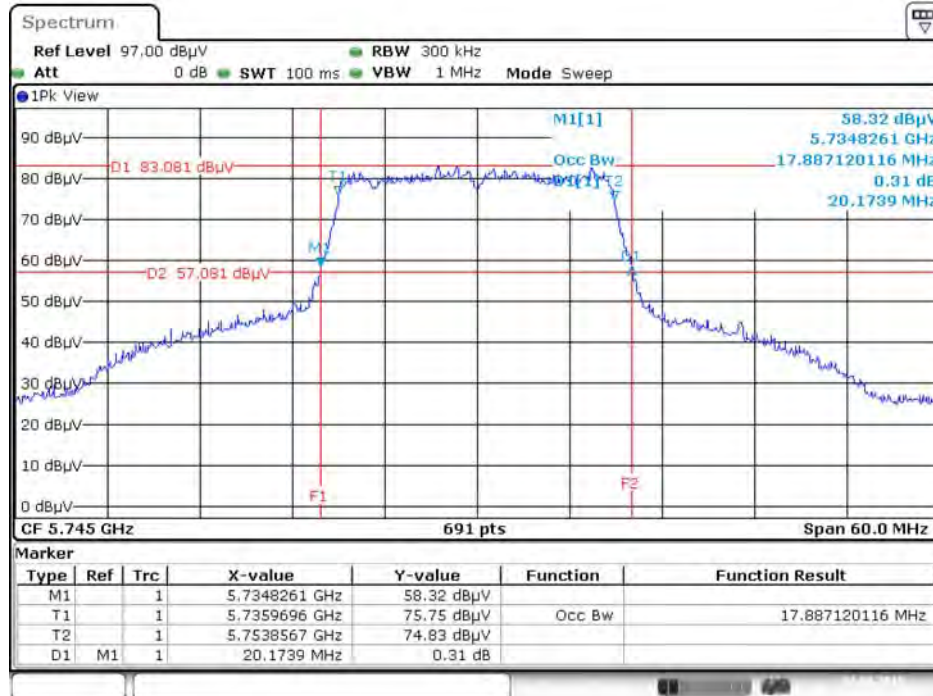
Date: 24.MAR.2015 00:34:58

26dB Bandwidth and 99% Occupied Bandwidth Plot on Configuration IEEE 802.11ac MCS0/Nss3 VHT20 / Chain 1 + Chain 2 + Chain 3 / 5720 MHz



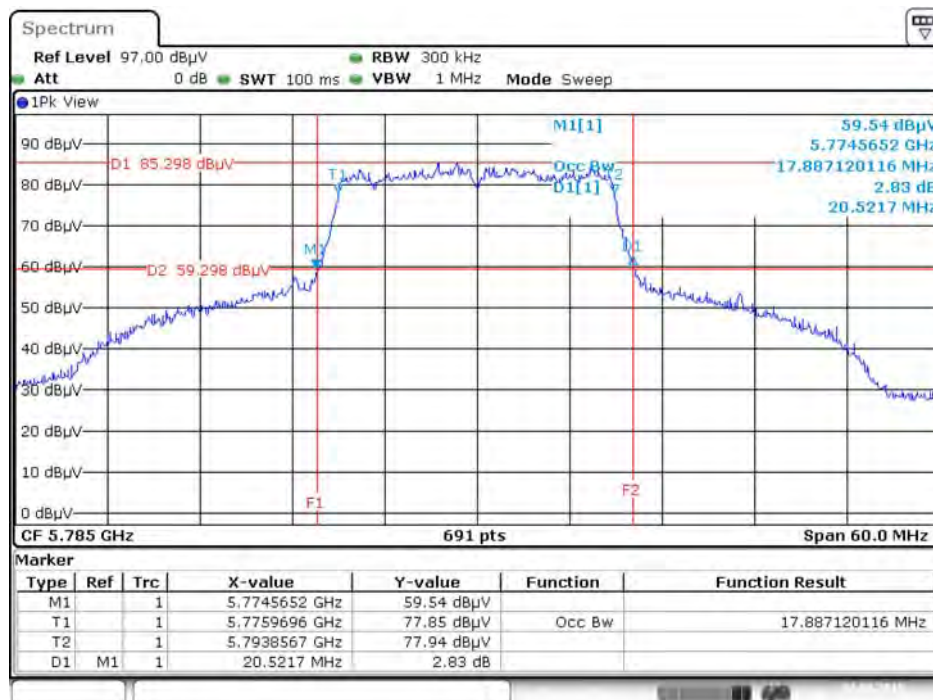
Date: 24.MAR.2015 02:33:19

26dB Bandwidth and 99% Occupied Bandwidth Plot on Configuration IEEE 802.11ac MCS0/Nss3 VHT20 / Chain 1 + Chain 2 + Chain 3 / 5745 MHz



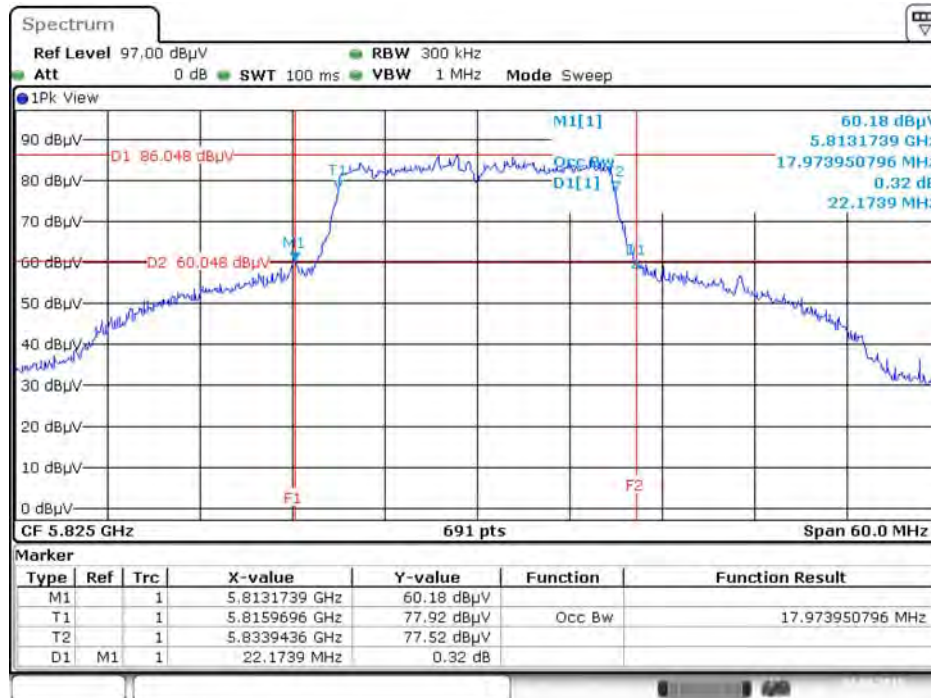
Date: 24.MAR.2015 00:35:34

26dB Bandwidth and 99% Occupied Bandwidth Plot on Configuration IEEE 802.11ac MCS0/Nss3 VHT20 / Chain 1 + Chain 2 + Chain 3 / 5785 MHz



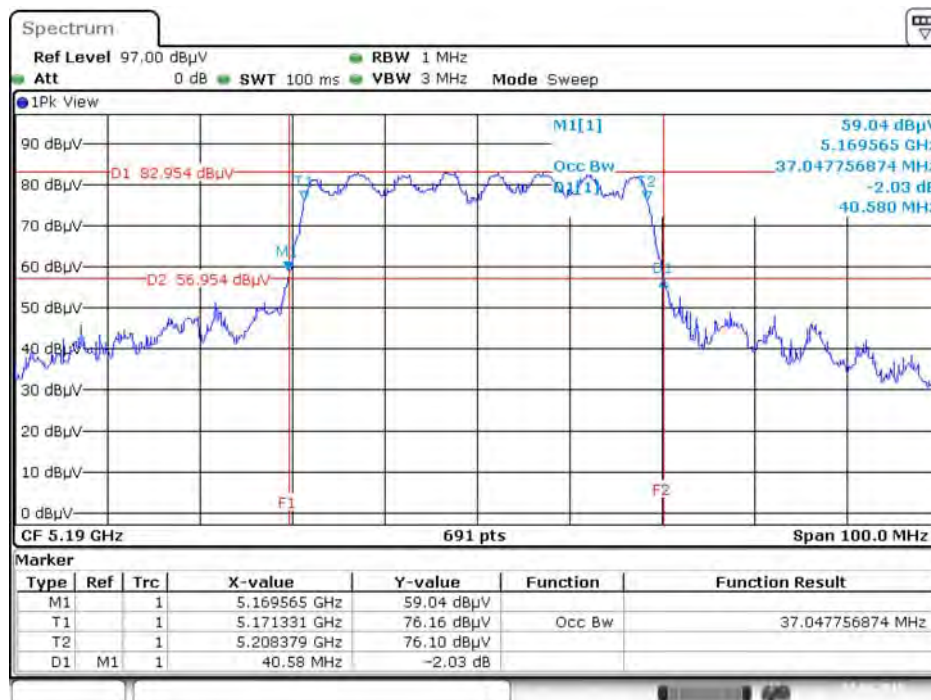
Date: 24.MAR.2015 00:36:10

26dB Bandwidth and 99% Occupied Bandwidth Plot on Configuration IEEE 802.11ac MCS0/Nss3 VHT20 / Chain 1 + Chain 2 + Chain 3 / 5825 MHz



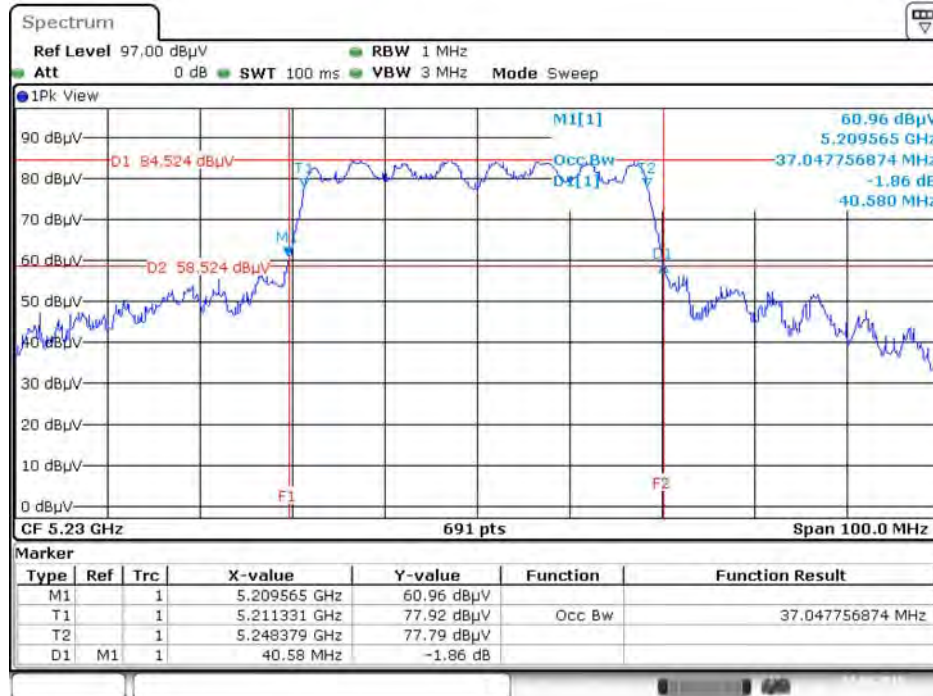
Date: 24.MAR.2015 00:36:45

26dB Bandwidth and 99% Occupied Bandwidth Plot on Configuration IEEE 802.11ac MCS0/Nss1 VHT40 / Chain 1 + Chain 2 + Chain 3 / 5190 MHz



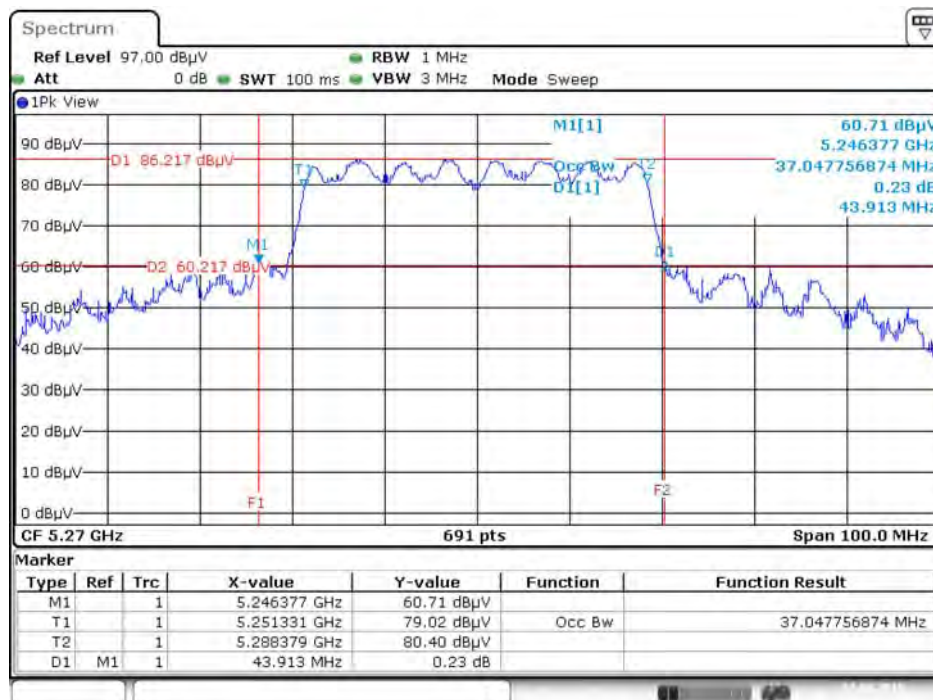
Date: 23.MAR.2015 23:40:18

26dB Bandwidth and 99% Occupied Bandwidth Plot on Configuration IEEE 802.11ac MCS0/Nss1 VHT40 / Chain 1 + Chain 2 + Chain 3 / 5230 MHz



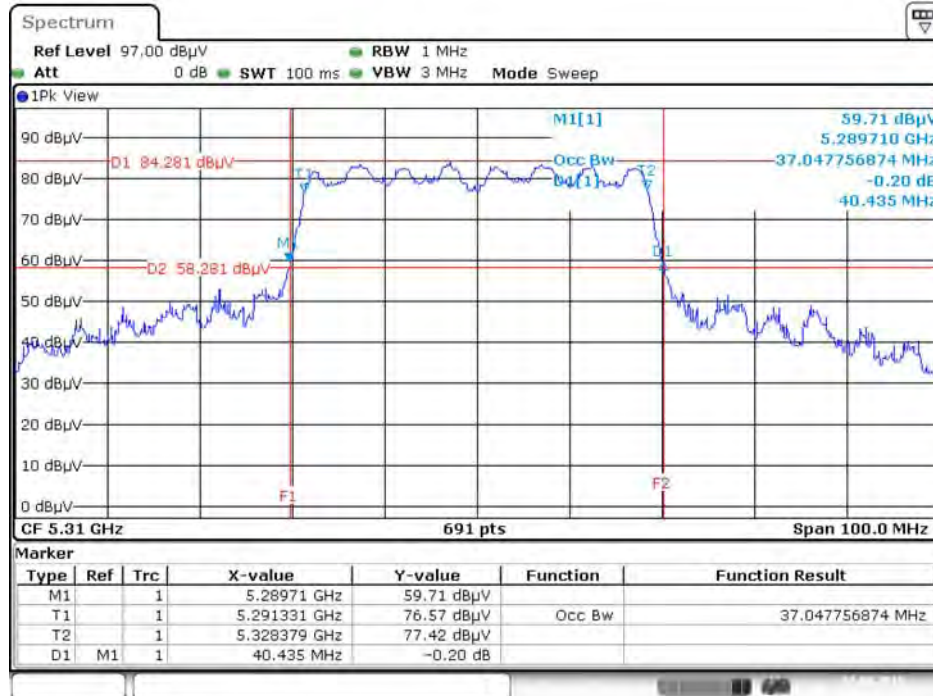
Date: 23.MAR 2015 23:40:57

26dB Bandwidth and 99% Occupied Bandwidth Plot on Configuration IEEE 802.11ac MCS0/Nss1 VHT40 / Chain 1 + Chain 2 + Chain 3 / 5270 MHz



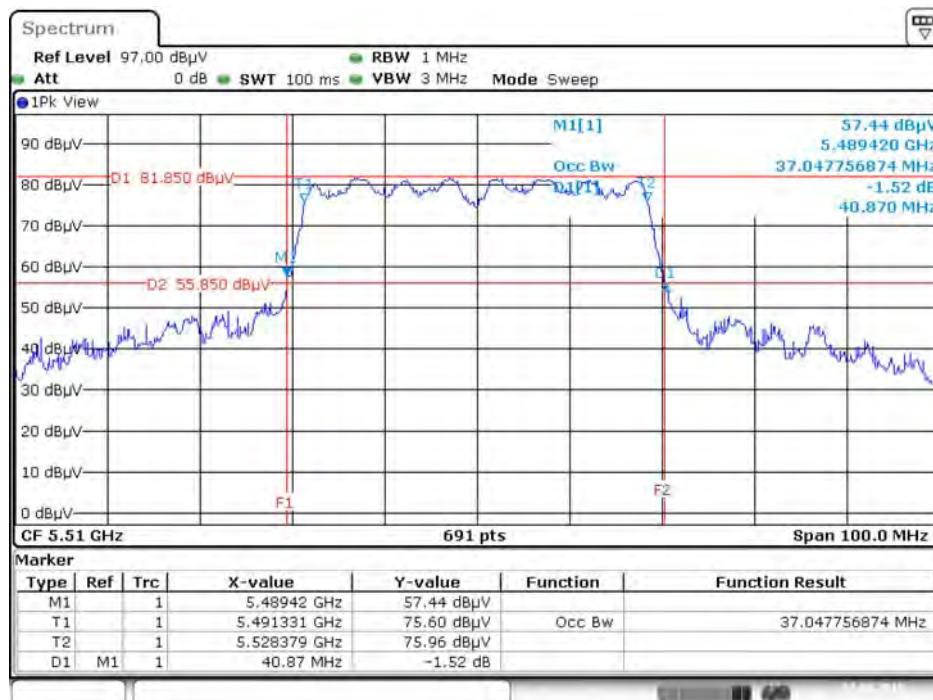
Date: 23.MAR 2015 23:41:30

26dB Bandwidth and 99% Occupied Bandwidth Plot on Configuration IEEE 802.11ac MCS0/Nss1 VHT40 / Chain 1 + Chain 2 + Chain 3 / 5310 MHz



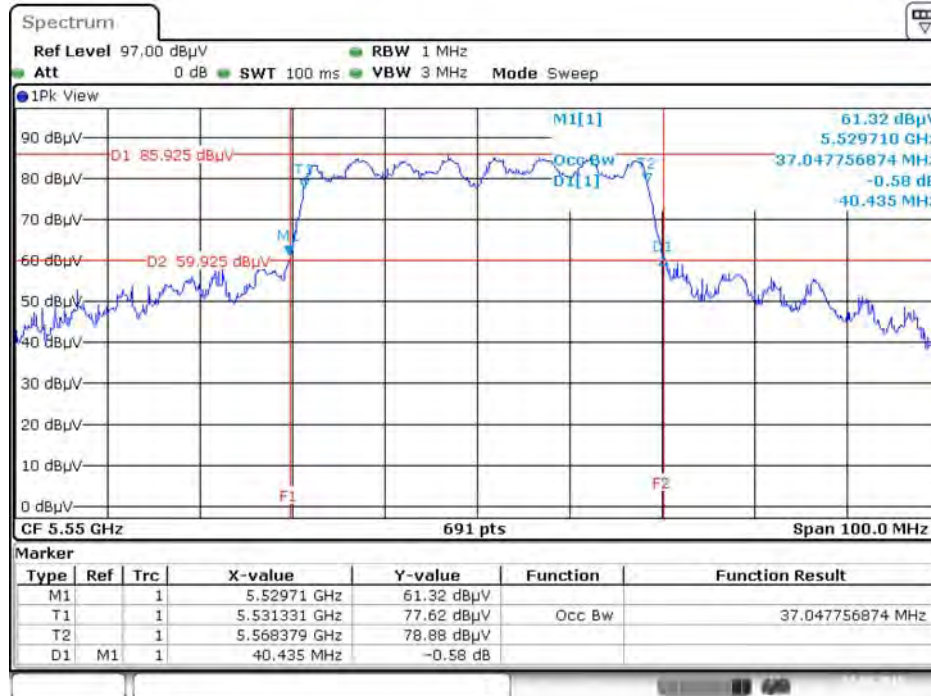
Date: 23.MAR 2015 23:42:06

26dB Bandwidth and 99% Occupied Bandwidth Plot on Configuration IEEE 802.11ac MCS0/Nss1 VHT40 / Chain 1 + Chain 2 + Chain 3 / 5510 MHz



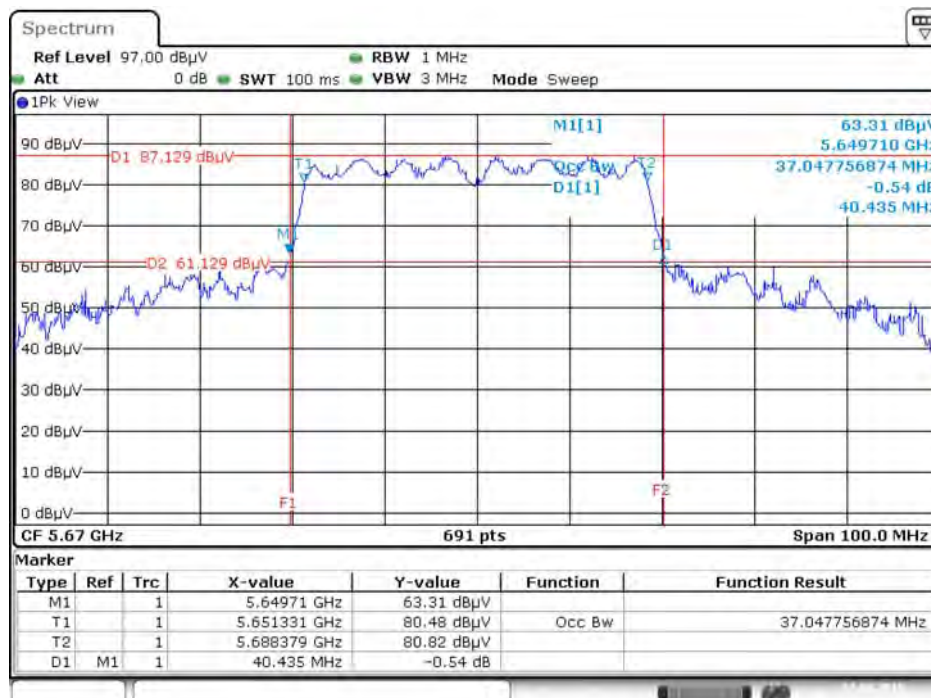
Date: 23.MAR 2015 23:42:41

26dB Bandwidth and 99% Occupied Bandwidth Plot on Configuration IEEE 802.11ac MCS0/Nss1 VHT40 / Chain 1 + Chain 2 + Chain 3 / 5550 MHz



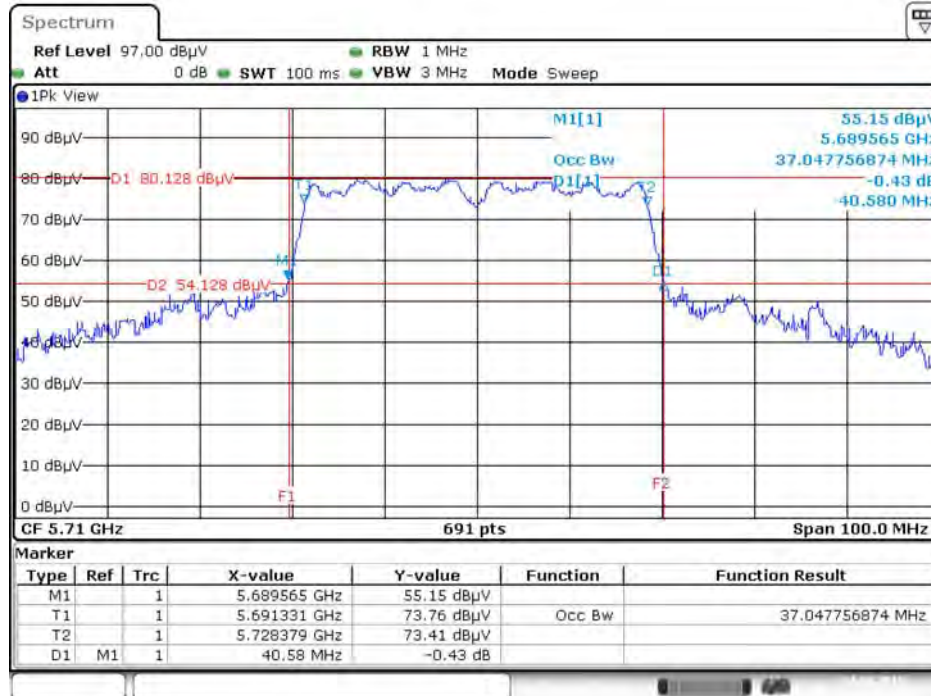
Date: 23.MAR 2015 23:43:12

26dB Bandwidth and 99% Occupied Bandwidth Plot on Configuration IEEE 802.11ac MCS0/Nss1 VHT40 / Chain 1 + Chain 2 + Chain 3 / 5670 MHz



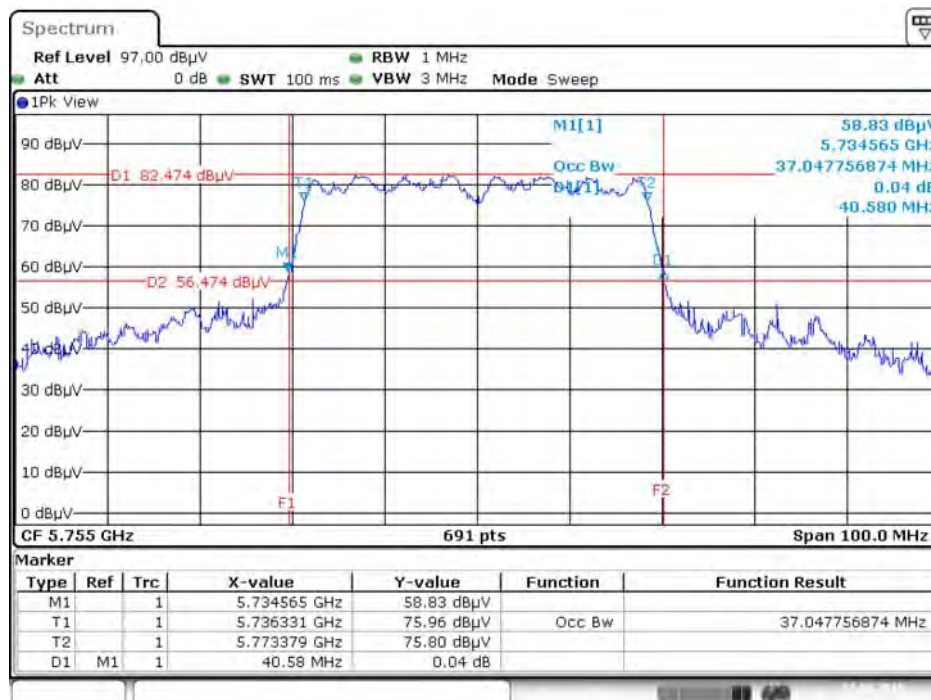
Date: 23.MAR 2015 23:43:50

26dB Bandwidth and 99% Occupied Bandwidth Plot on Configuration IEEE 802.11ac MCS0/Nss1 VHT40 / Chain 1 + Chain 2 + Chain 3 / 5710 MHz



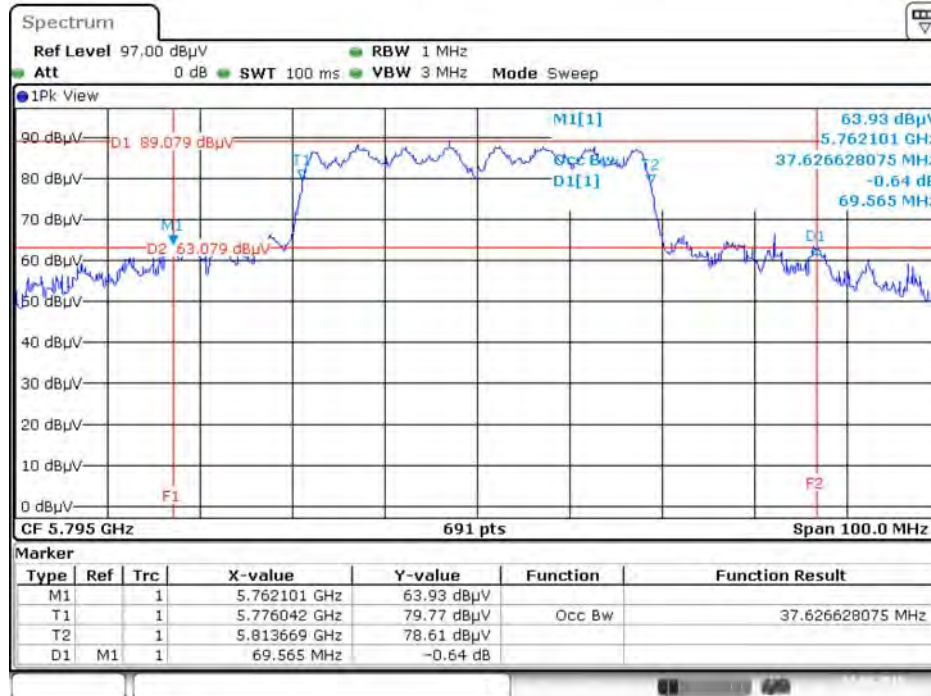
Date: 24.MAR 2015 02:29:06

26dB Bandwidth and 99% Occupied Bandwidth Plot on Configuration IEEE 802.11ac MCS0/Nss1 VHT40 / Chain 1 + Chain 2 + Chain 3 / 5755 MHz



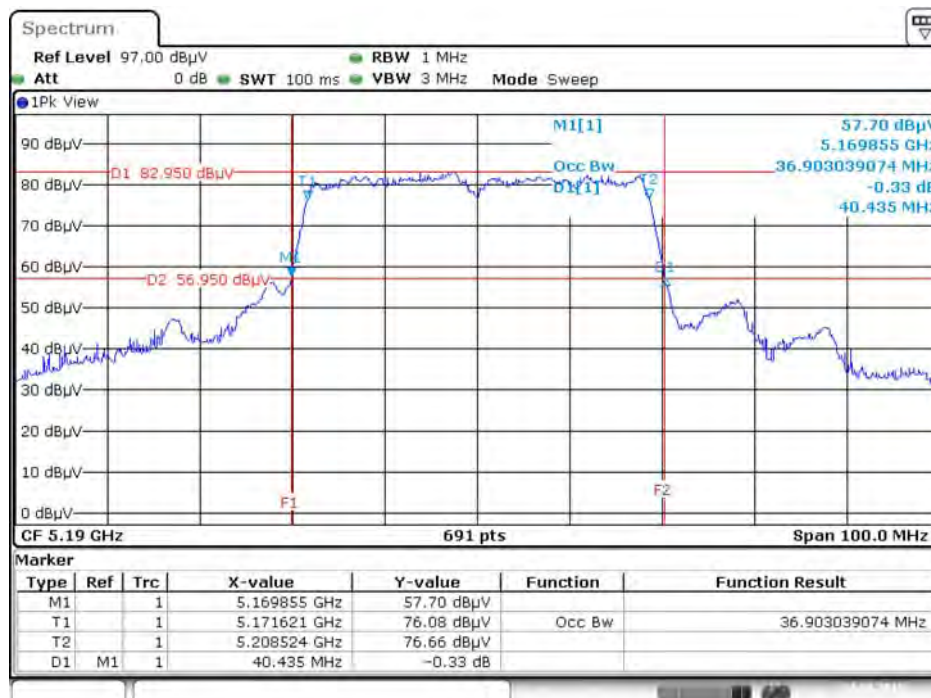
Date: 23.MAR 2015 23:44:24

26dB Bandwidth and 99% Occupied Bandwidth Plot on Configuration IEEE 802.11ac MCS0/Nss1 VHT40 / Chain 1 + Chain 2 + Chain 3 / 5795 MHz



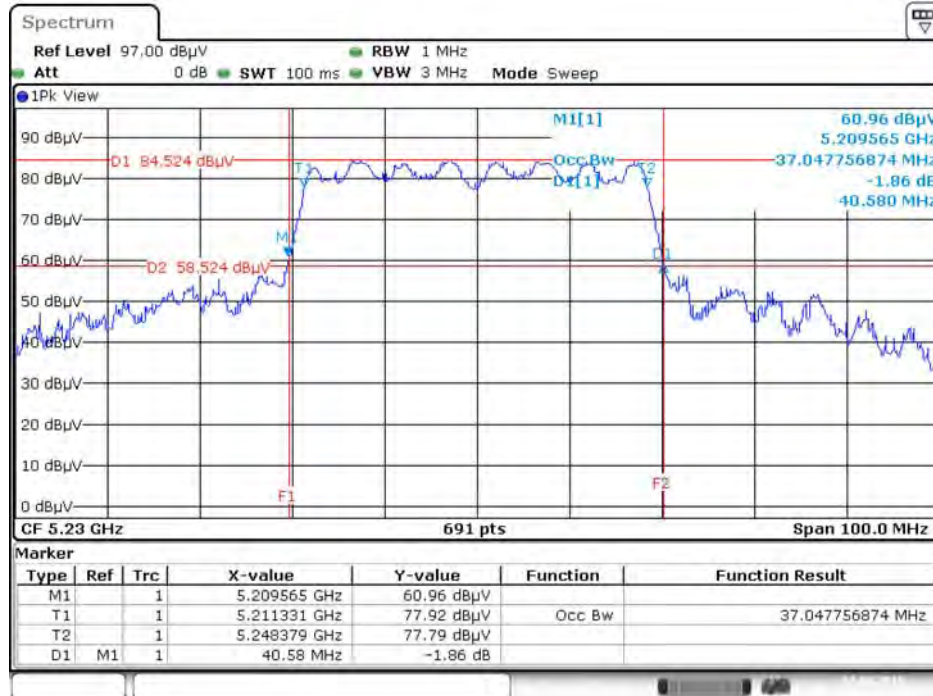
Date: 23.MAR 2015 23:44:54

26dB Bandwidth and 99% Occupied Bandwidth Plot on Configuration IEEE 802.11ac MCS0/Nss3 VHT40 / Chain 1 + Chain 2 + Chain 3 / 5190 MHz



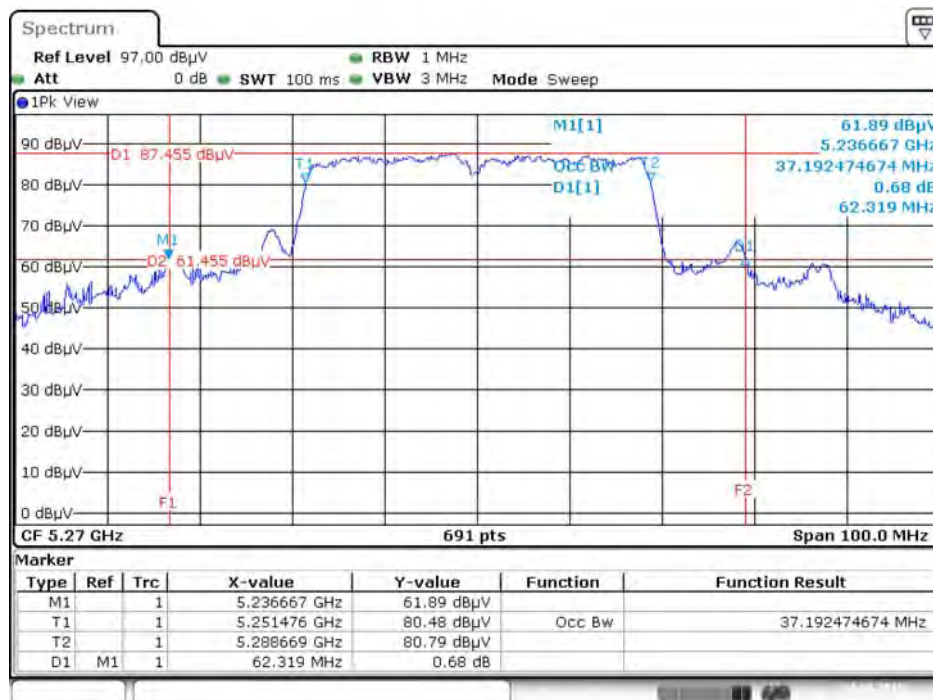
Date: 24.MAR 2015 00:38:13

26dB Bandwidth and 99% Occupied Bandwidth Plot on Configuration IEEE 802.11ac MCS0/Nss3 VHT40 / Chain 1 + Chain 2 + Chain 3 / 5230 MHz



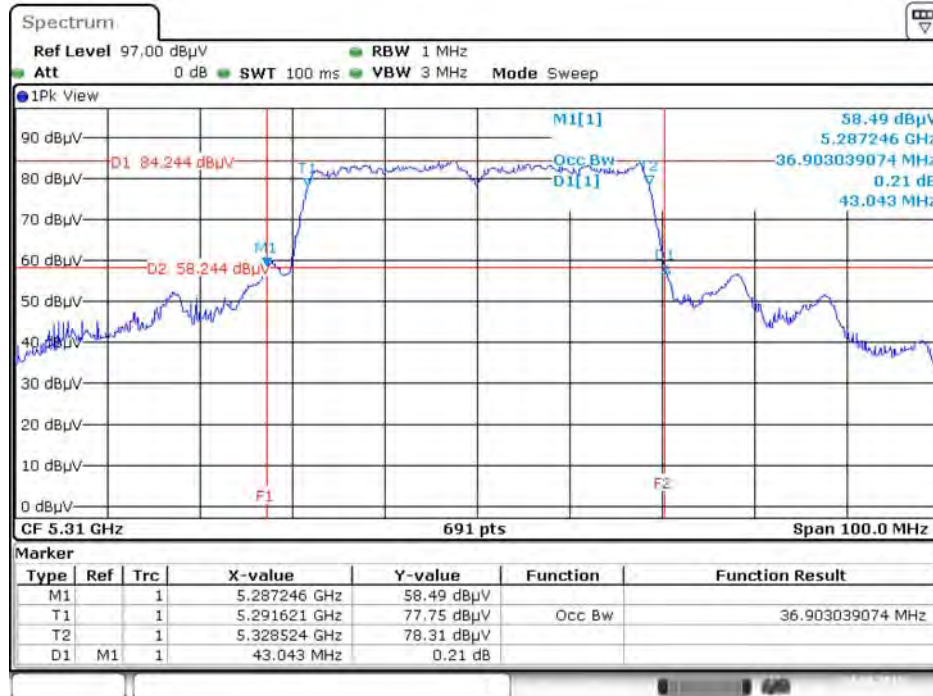
Date: 23.MAR 2015 23:40:57

26dB Bandwidth and 99% Occupied Bandwidth Plot on Configuration IEEE 802.11ac MCS0/Nss3 VHT40 / Chain 1 + Chain 2 + Chain 3 / 5270 MHz



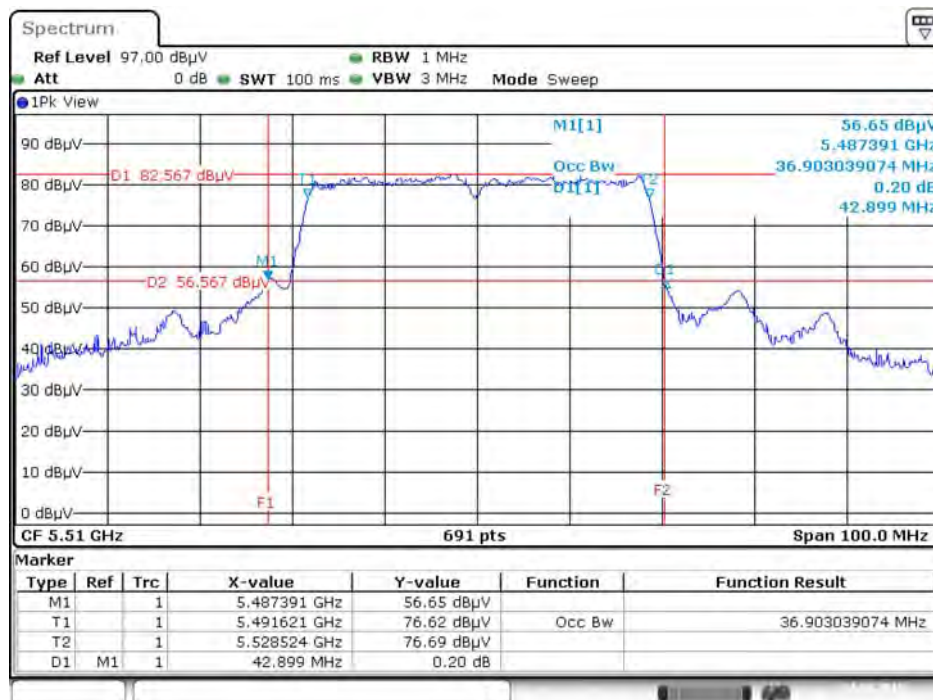
Date: 24.MAR 2015 00:39:29

26dB Bandwidth and 99% Occupied Bandwidth Plot on Configuration IEEE 802.11ac MCS0/Nss3 VHT40 / Chain 1 + Chain 2 + Chain 3 / 5310 MHz



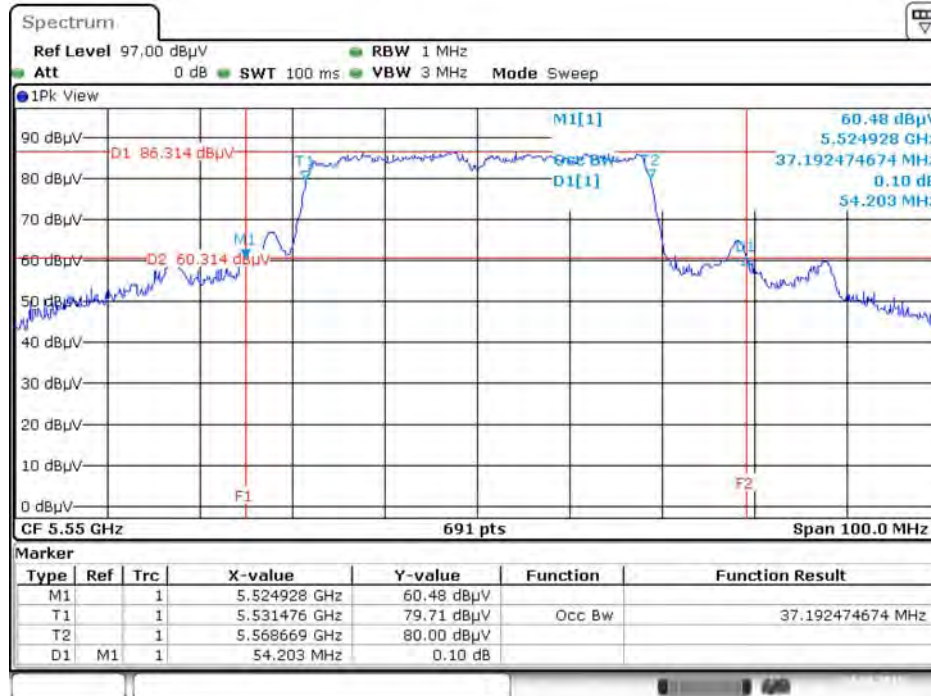
Date: 24.MAR.2015 00:40:04

26dB Bandwidth and 99% Occupied Bandwidth Plot on Configuration IEEE 802.11ac MCS0/Nss3VHT40 / Chain 1 + Chain 2 + Chain 3 / 5510 MHz



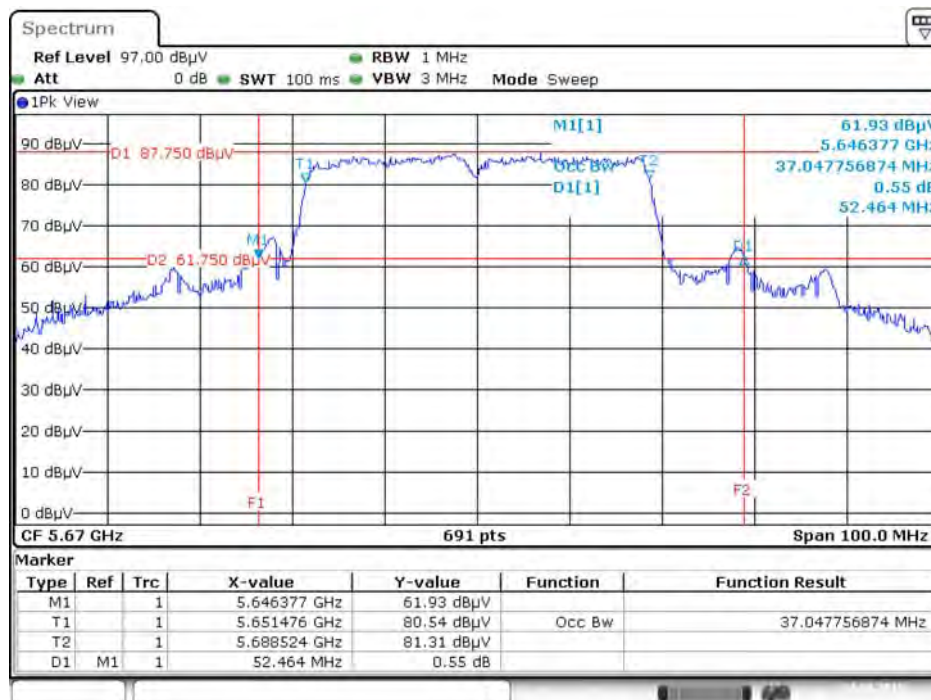
Date: 24.MAR.2015 00:40:41

26dB Bandwidth and 99% Occupied Bandwidth Plot on Configuration IEEE 802.11ac MCS0/Nss3 VHT40 / Chain 1 + Chain 2 + Chain 3 / 5550 MHz



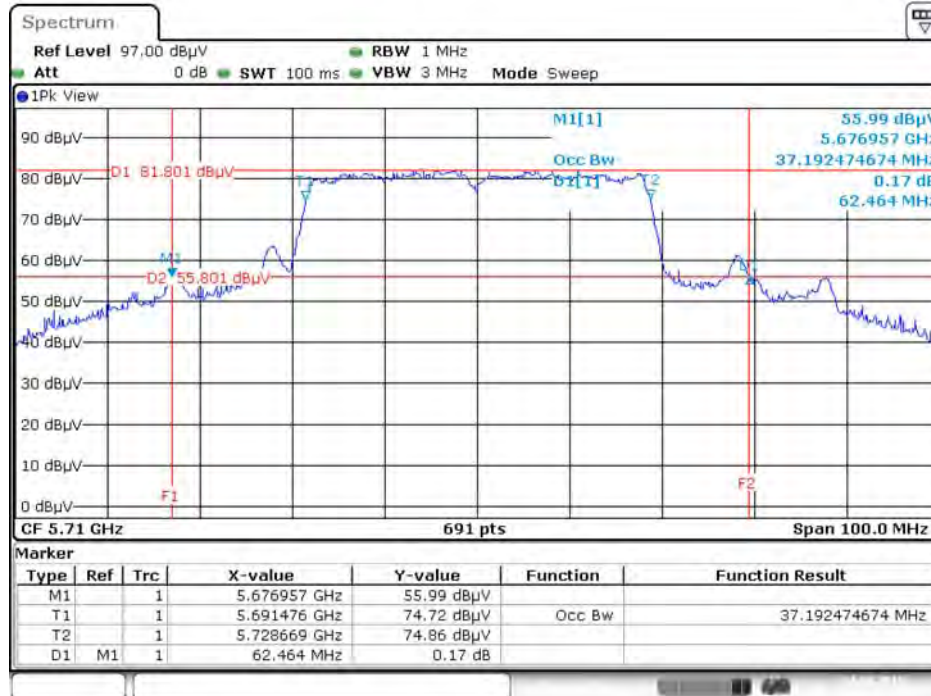
Date: 24.MAR.2015 00:41:16

26dB Bandwidth and 99% Occupied Bandwidth Plot on Configuration IEEE 802.11ac MCS0/Nss3 VHT40 / Chain 1 + Chain 2 + Chain 3 / 5670 MHz



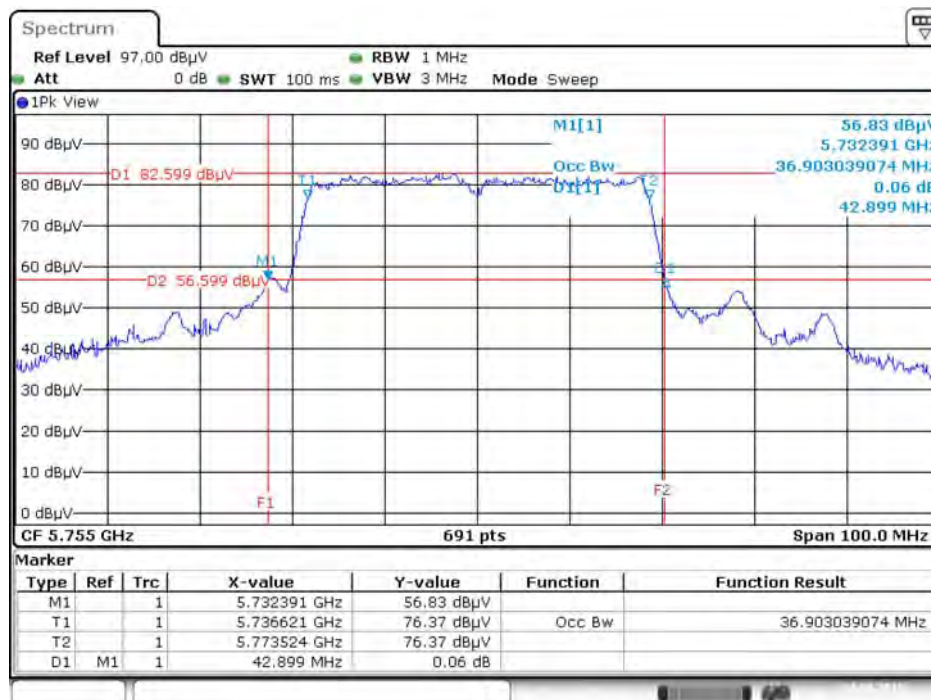
Date: 24.MAR.2015 00:41:57

26dB Bandwidth and 99% Occupied Bandwidth Plot on Configuration IEEE 802.11ac MCS0/Nss3 VHT40 / Chain 1 + Chain 2 + Chain 3 / 5710 MHz



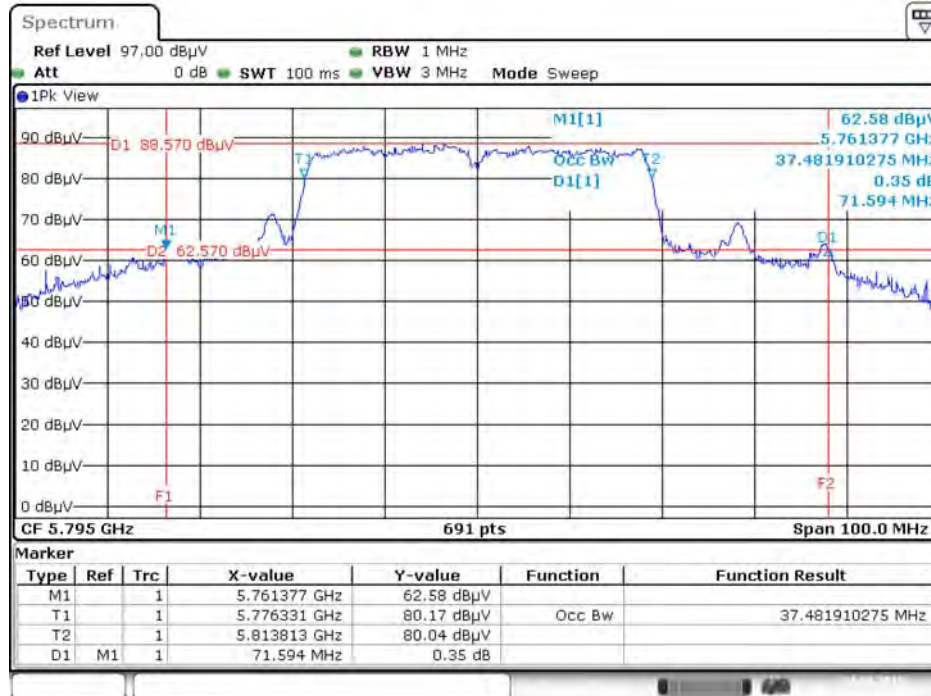
Date: 24.MAR.2015 02:32:36

26dB Bandwidth and 99% Occupied Bandwidth Plot on Configuration IEEE 802.11ac MCS0/Nss3 VHT40 / Chain 1 + Chain 2 + Chain 3 / 5755 MHz



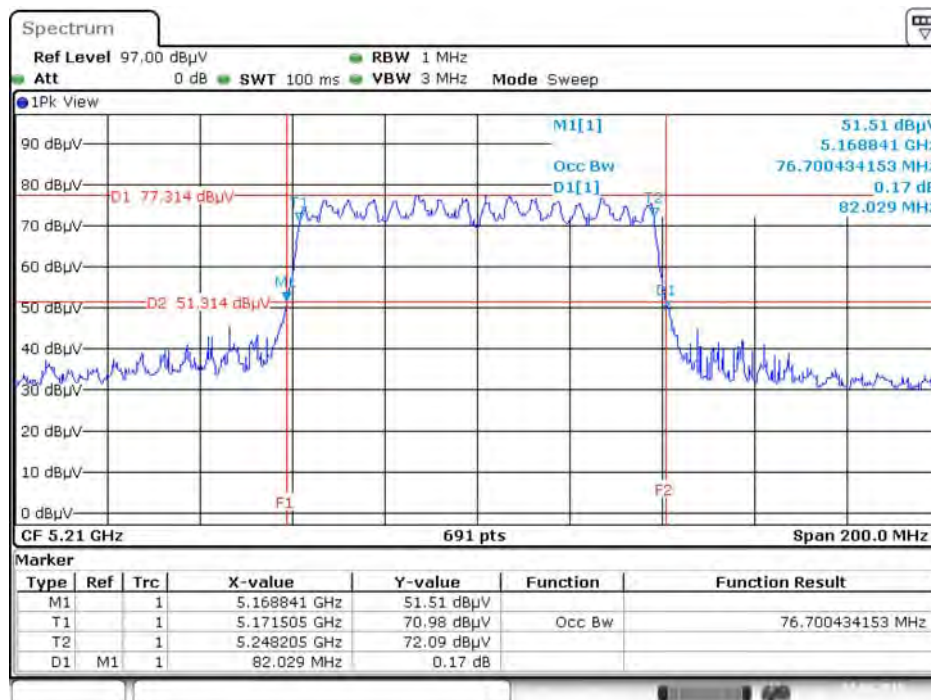
Date: 24.MAR.2015 00:42:30

26dB Bandwidth and 99% Occupied Bandwidth Plot on Configuration IEEE 802.11ac MCS0/Nss3 VHT40 / Chain 1 + Chain 2 + Chain 3 / 5795 MHz



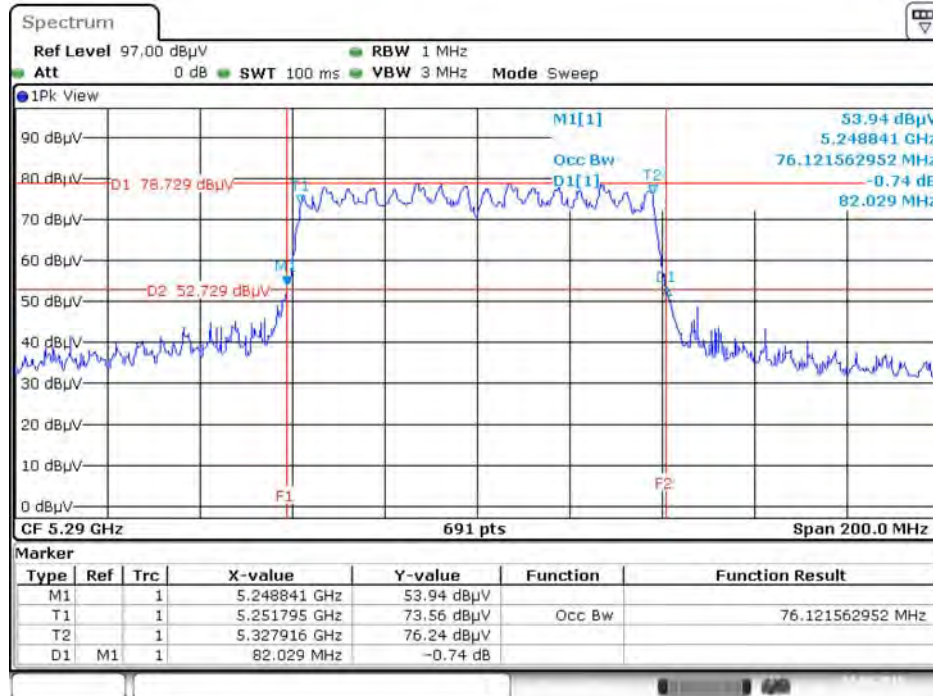
Date: 24.MAR.2015 00:43:02

26dB Bandwidth and 99% Occupied Bandwidth Plot on Configuration IEEE 802.11ac MCS0/Nss1 VHT80 / Chain 1 + Chain 2 + Chain 3 / 5210 MHz



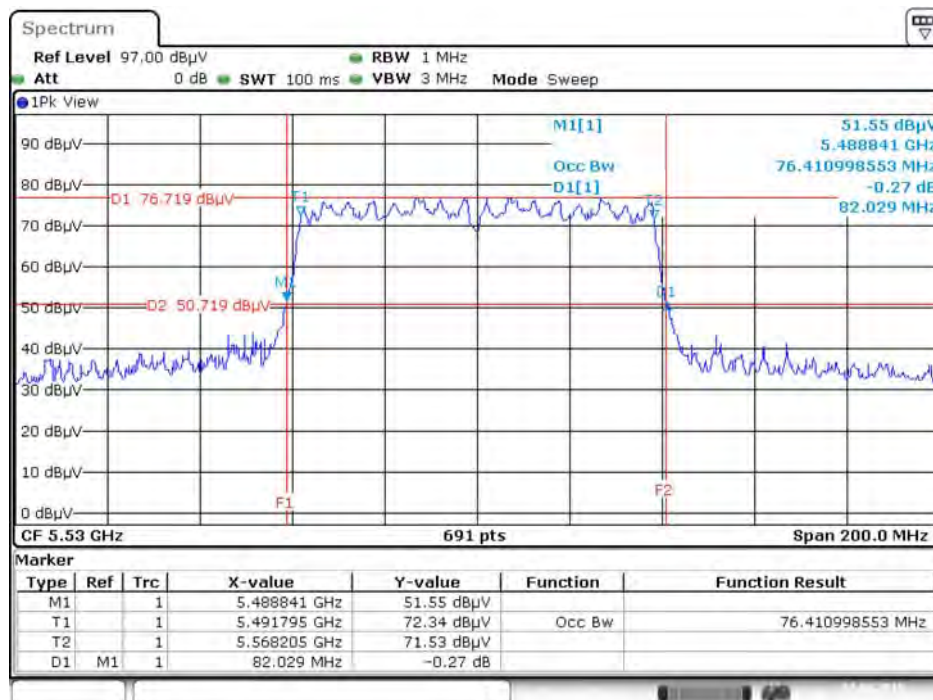
Date: 23.MAR.2015 23:46:05

26dB Bandwidth and 99% Occupied Bandwidth Plot on Configuration IEEE 802.11ac MCS0/Nss1 VHT80 / Chain 1 + Chain 2 + Chain 3 / 5290 MHz



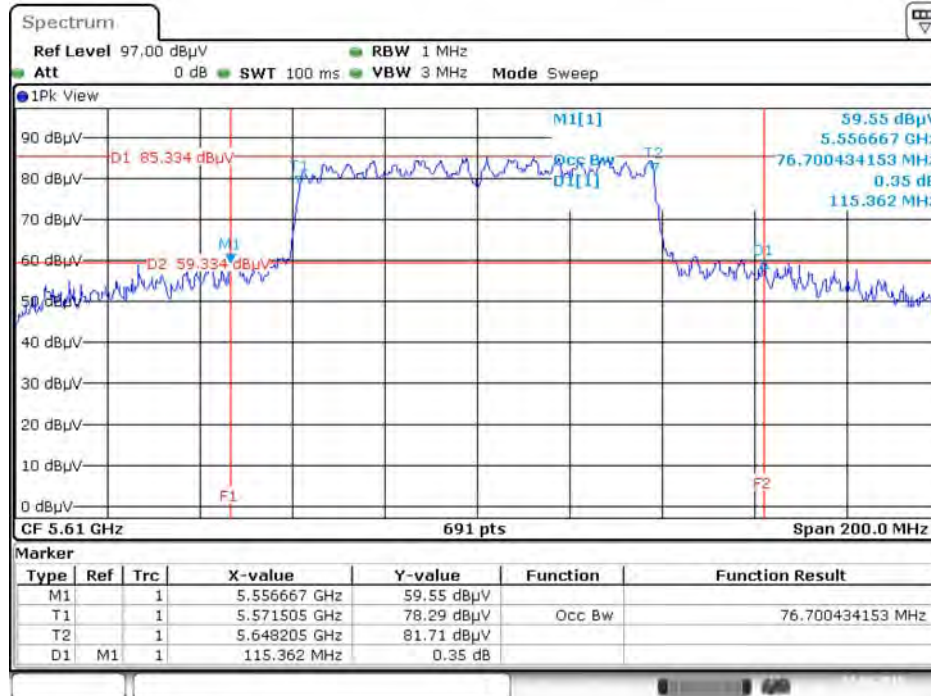
Date: 23.MAR 2015 23:46:38

26dB Bandwidth and 99% Occupied Bandwidth Plot on Configuration IEEE 802.11ac MCS0/Nss1 VHT80 / Chain 1 + Chain 2 + Chain 3 / 5530 MHz



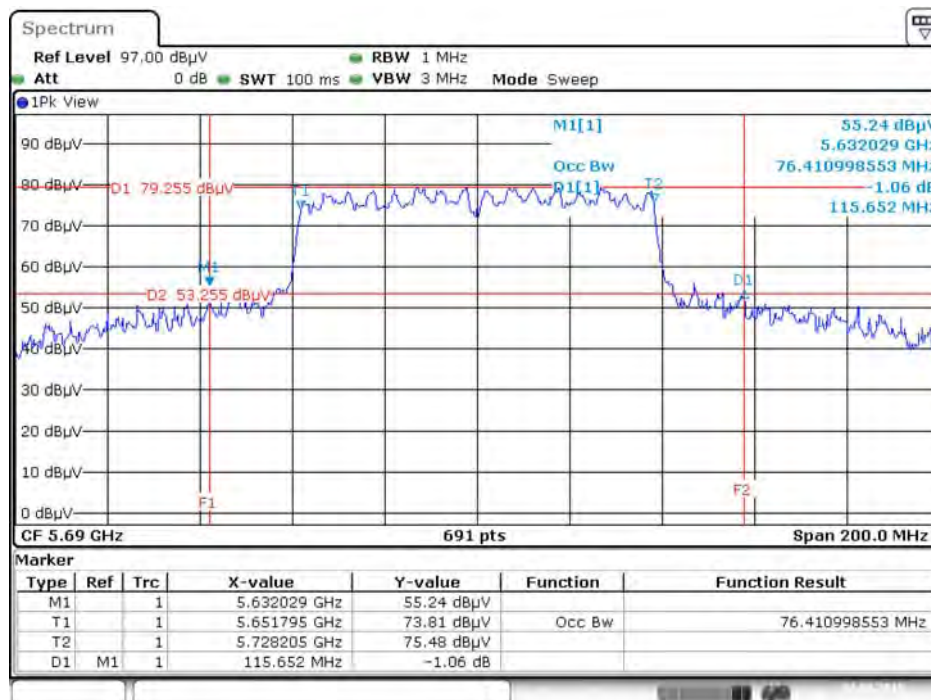
Date: 23.MAR 2015 23:47:15

26dB Bandwidth and 99% Occupied Bandwidth Plot on Configuration IEEE 802.11ac MCS0/Nss1 VHT80 / Chain 1 + Chain 2 + Chain 3 / 5610 MHz



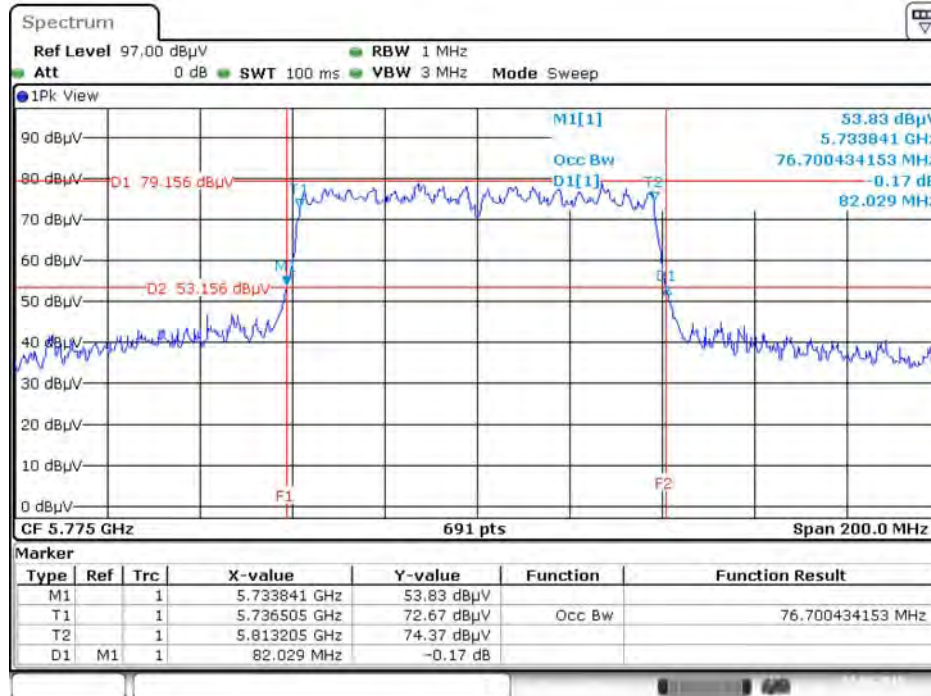
Date: 23.MAR 2015 23:47:51

26dB Bandwidth and 99% Occupied Bandwidth Plot on Configuration IEEE 802.11ac MCS0/Nss1 VHT80 / Chain 1 + Chain 2 + Chain 3 / 5690 MHz



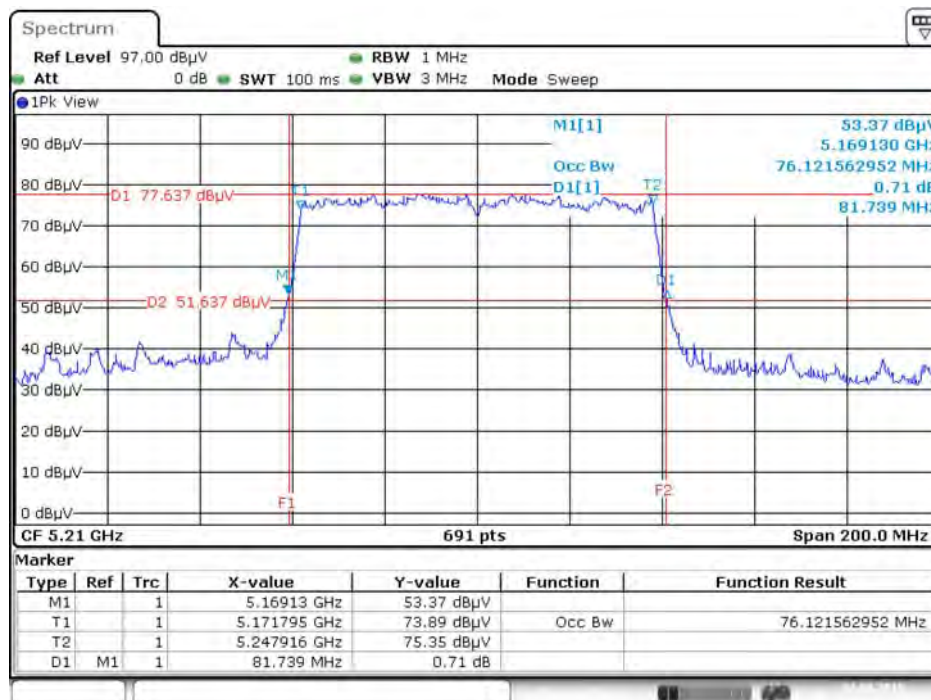
Date: 24.MAR 2015 02:30:14

26dB Bandwidth and 99% Occupied Bandwidth Plot on Configuration IEEE 802.11ac MCS0/Nss1 VHT80 / Chain 1 + Chain 2 + Chain 3 / 5775 MHz



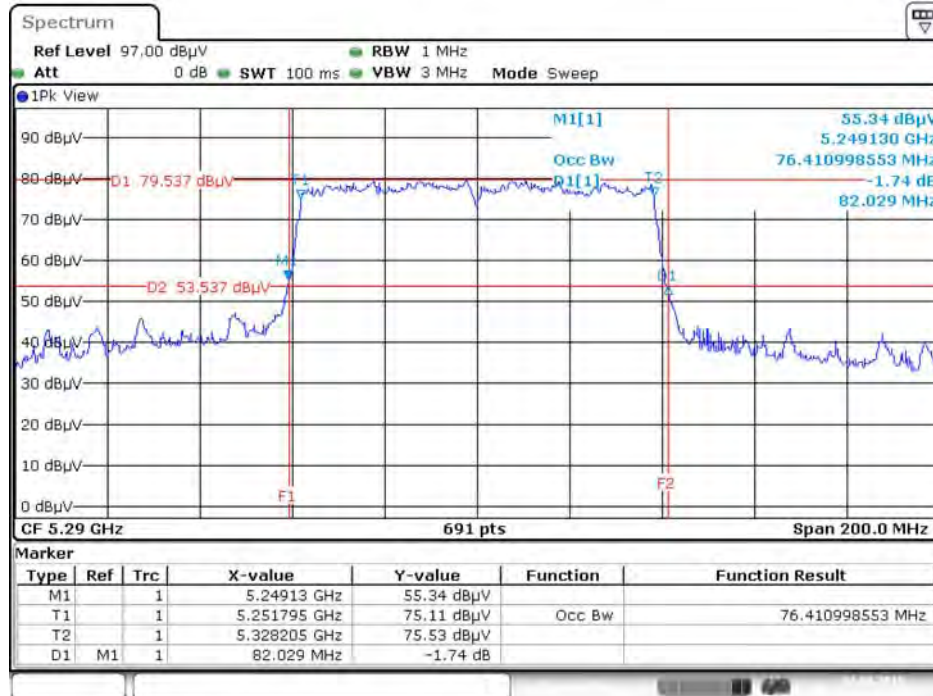
Date: 23.MAR 2015 23:48:24

26dB Bandwidth and 99% Occupied Bandwidth Plot on Configuration IEEE 802.11ac MCS0/Nss3 VHT80 / Chain 1 + Chain 2 + Chain 3 / 5210 MHz



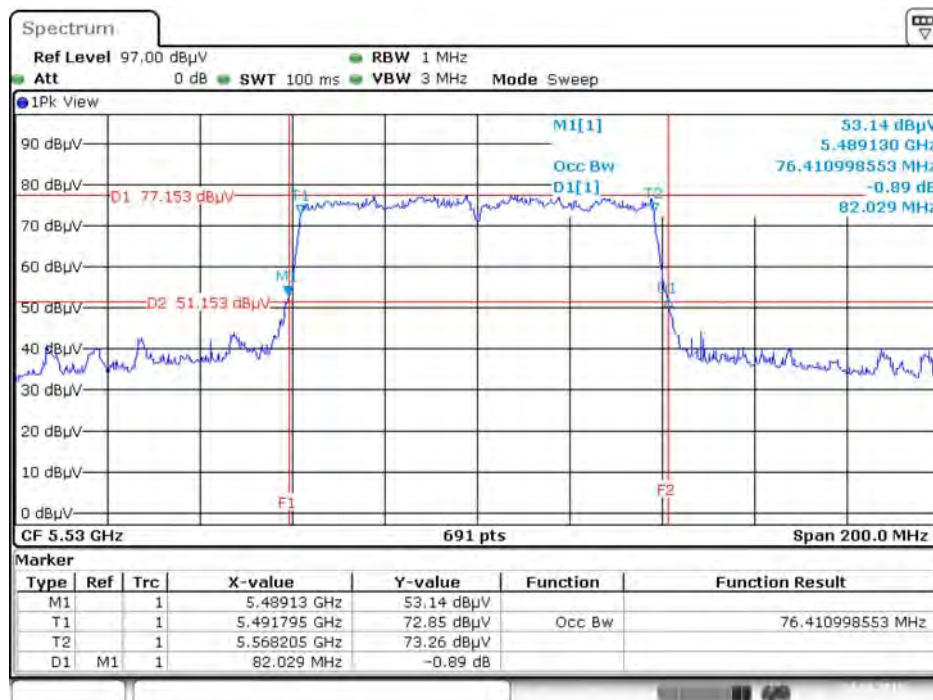
Date: 24.MAR 2015 00:44:16

26dB Bandwidth and 99% Occupied Bandwidth Plot on Configuration IEEE 802.11ac MCS0/Nss3 VHT80 / Chain 1 + Chain 2 + Chain 3 / 5290 MHz



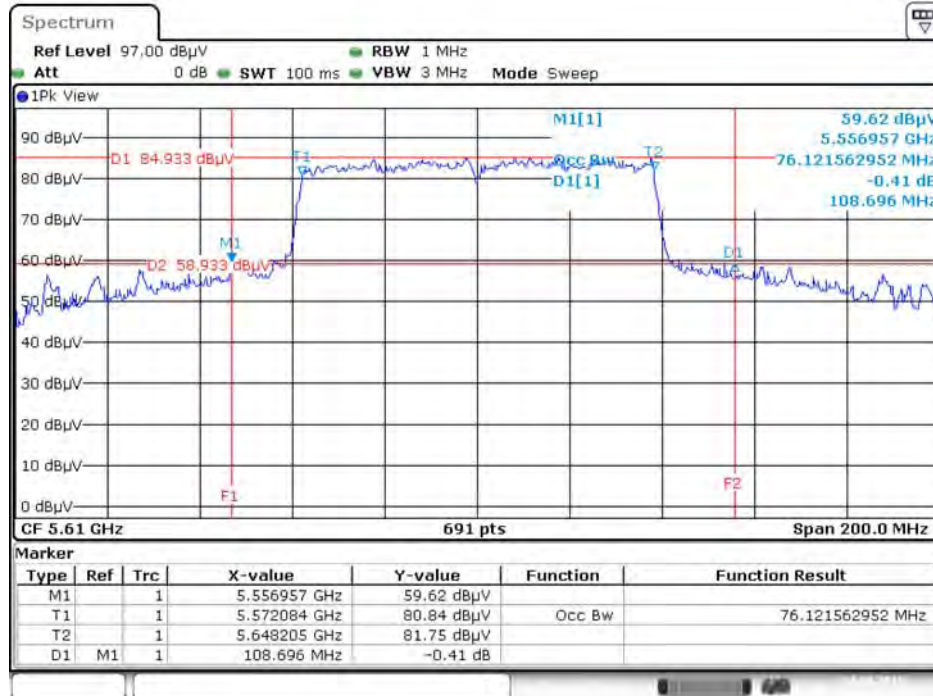
Date: 24.MAR.2015 00:44:52

26dB Bandwidth and 99% Occupied Bandwidth Plot on Configuration IEEE 802.11ac MCS0/Nss3 VHT80 / Chain 1 + Chain 2 + Chain 3 / 5530 MHz



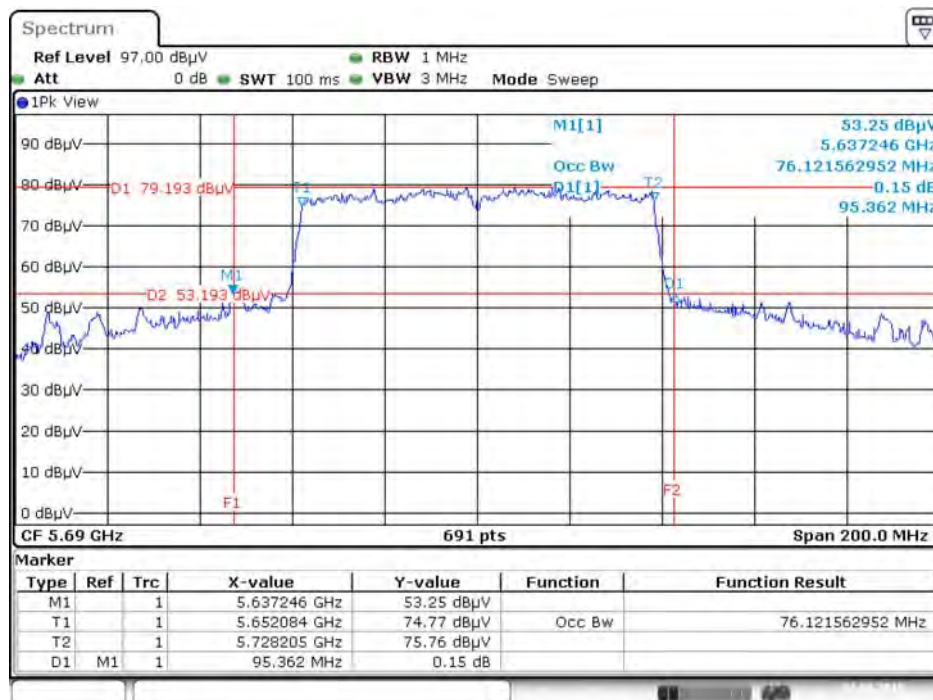
Date: 24.MAR.2015 00:45:27

26dB Bandwidth and 99% Occupied Bandwidth Plot on Configuration IEEE 802.11ac MCS0/Nss3 VHT80 / Chain 1 + Chain 2 + Chain 3 / 5610 MHz



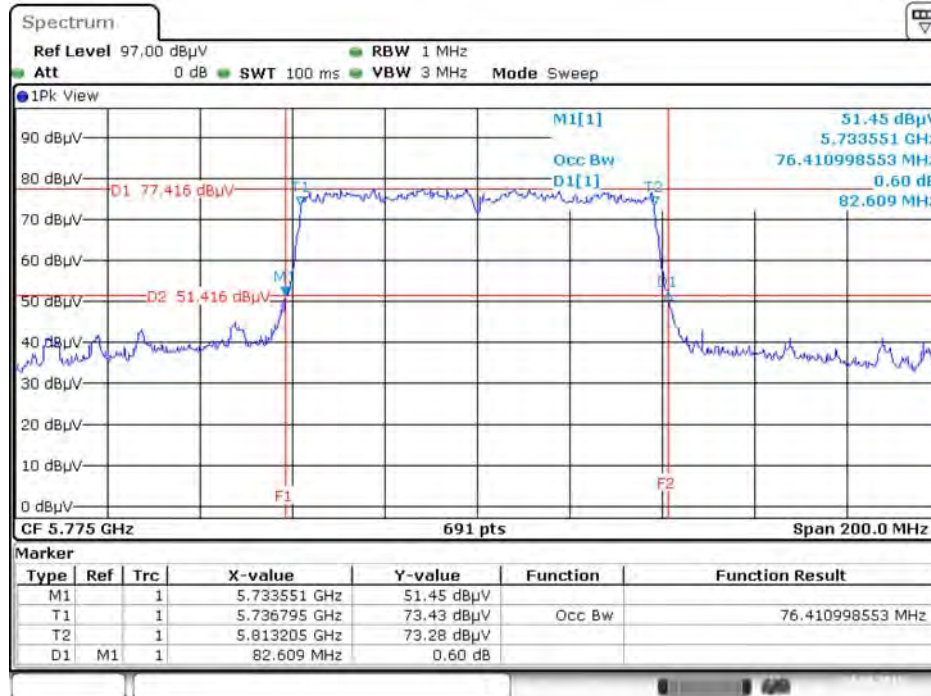
Date: 24.MAR.2015 00:46:04

26dB Bandwidth and 99% Occupied Bandwidth Plot on Configuration IEEE 802.11ac MCS0/Nss3 VHT80 / Chain 1 + Chain 2 + Chain 3 / 5690 MHz



Date: 24.MAR.2015 02:31:19

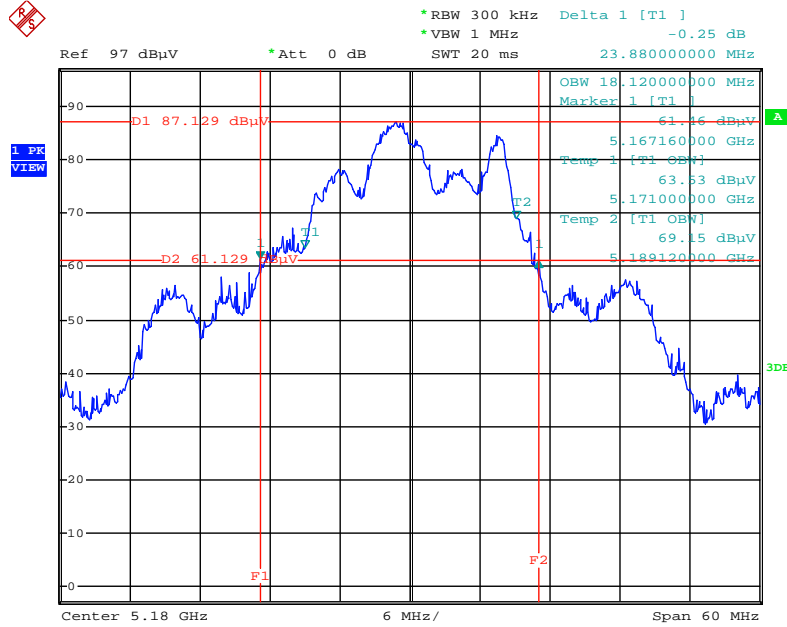
26dB Bandwidth and 99% Occupied Bandwidth Plot on Configuration IEEE 802.11ac MCS0/Nss3 VHT80 / Chain 1 + Chain 2 + Chain 3 / 5775 MHz



Date: 24.MAR.2015 00:46:40

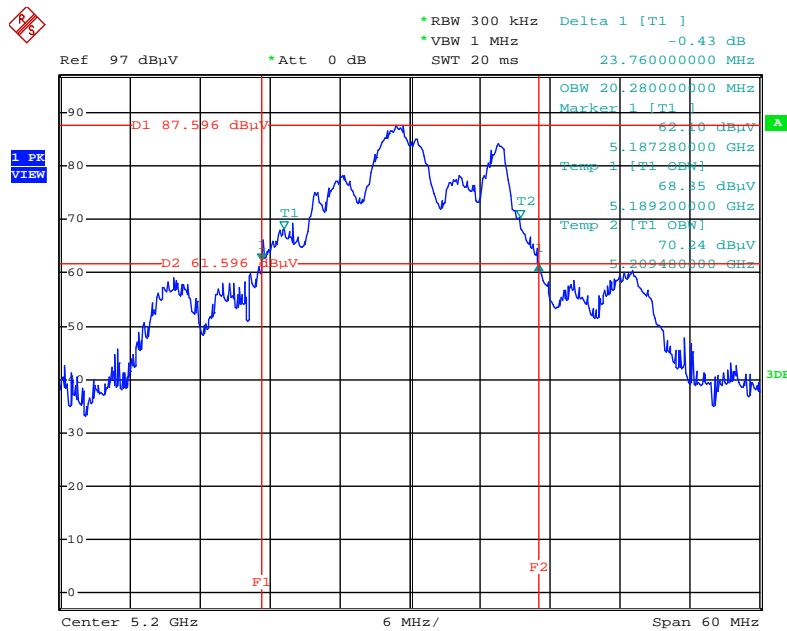
Mode 4 (Ant. 5 PCB antenna / 5.74dBi)

26dB Bandwidth and 99% Occupied Bandwidth Plot on Configuration IEEE 802.11a / Chain 1 + Chain 2 + Chain 3 / 5180 MHz



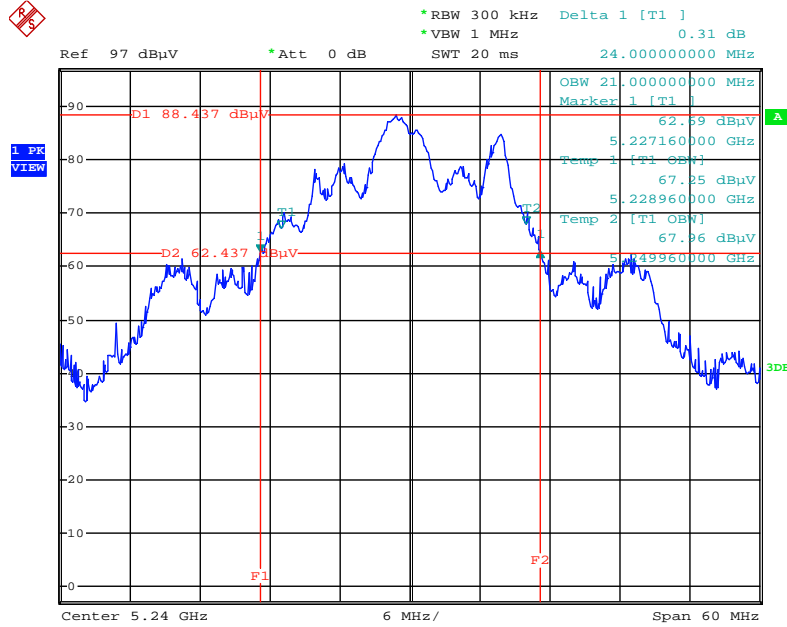
Date: 8.APR.2015 10:03:58

26dB Bandwidth and 99% Occupied Bandwidth Plot on Configuration IEEE 802.11a / Chain 1 + Chain 2 + Chain 3 / 5200 MHz



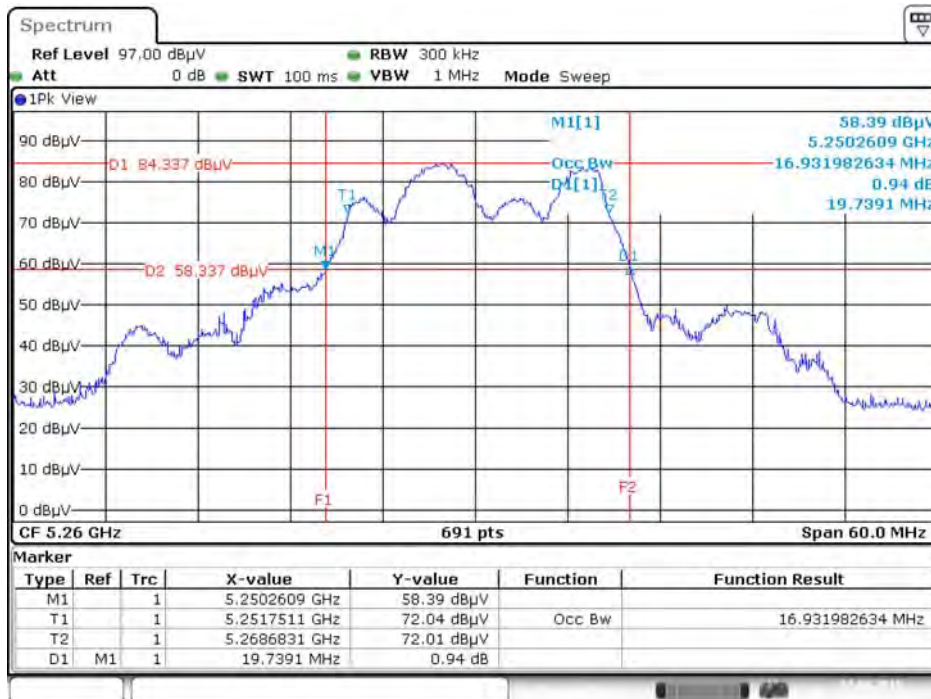
Date: 8.APR.2015 10:07:04

26dB Bandwidth and 99% Occupied Bandwidth Plot on Configuration IEEE 802.11a / Chain 1 + Chain 2 + Chain 3 / 5240 MHz



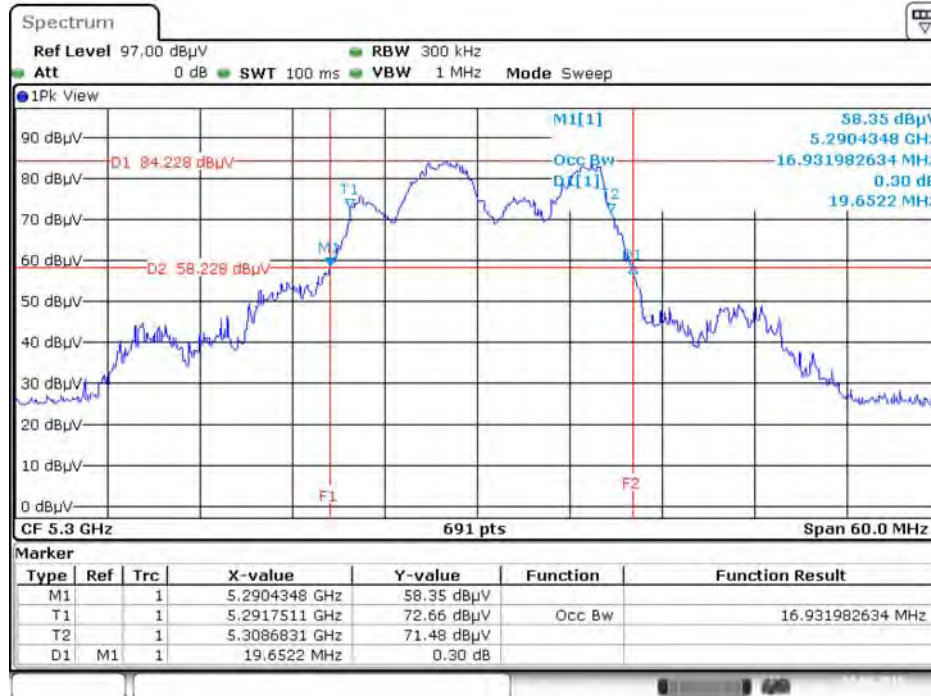
Date: 8.APR.2015 10:09:39

26dB Bandwidth and 99% Occupied Bandwidth Plot on Configuration IEEE 802.11a / Chain 1 + Chain 2 + Chain 3 / 5260 MHz



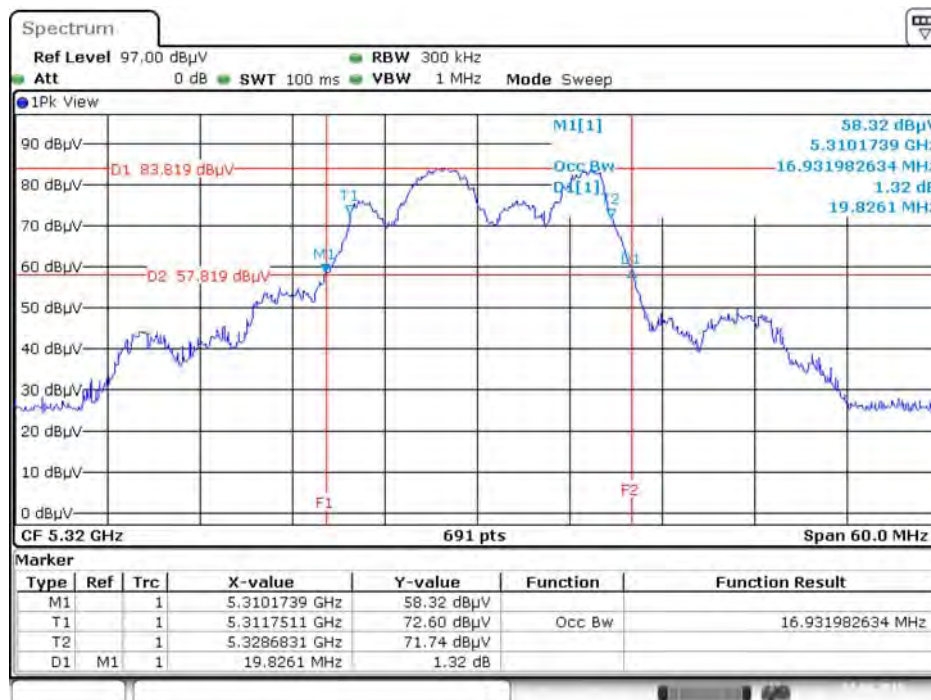
Date: 23.MAR 2015 19:59:25

26dB Bandwidth and 99% Occupied Bandwidth Plot on Configuration IEEE 802.11a / Chain 1 + Chain 2 + Chain 3 / 5300 MHz



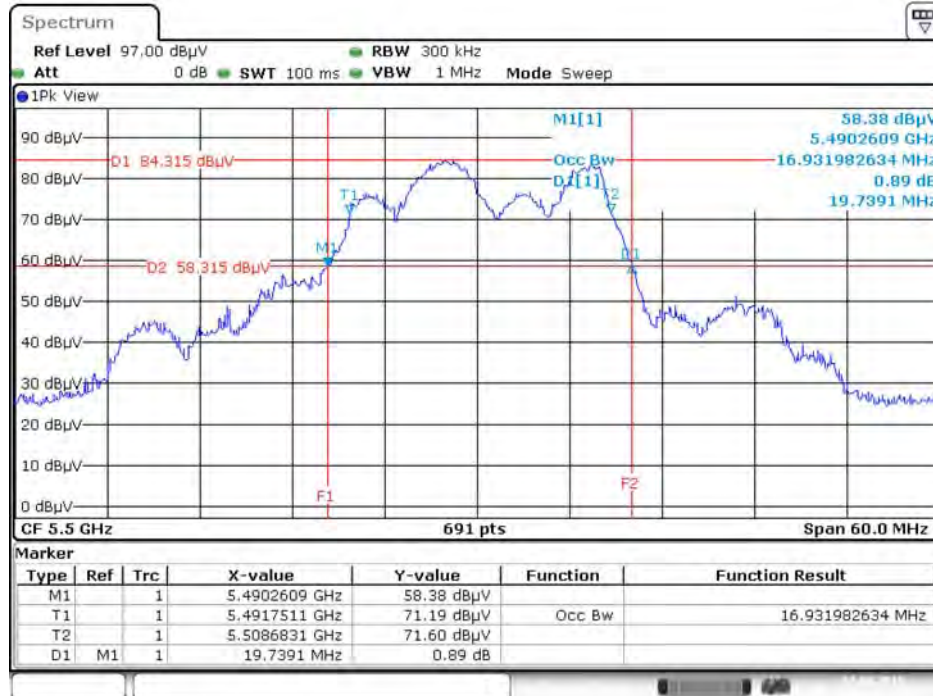
Date: 23.MAR 2015 19:59:58

26dB Bandwidth and 99% Occupied Bandwidth Plot on Configuration IEEE 802.11a / Chain 1 + Chain 2 + Chain 3 / 5320 MHz



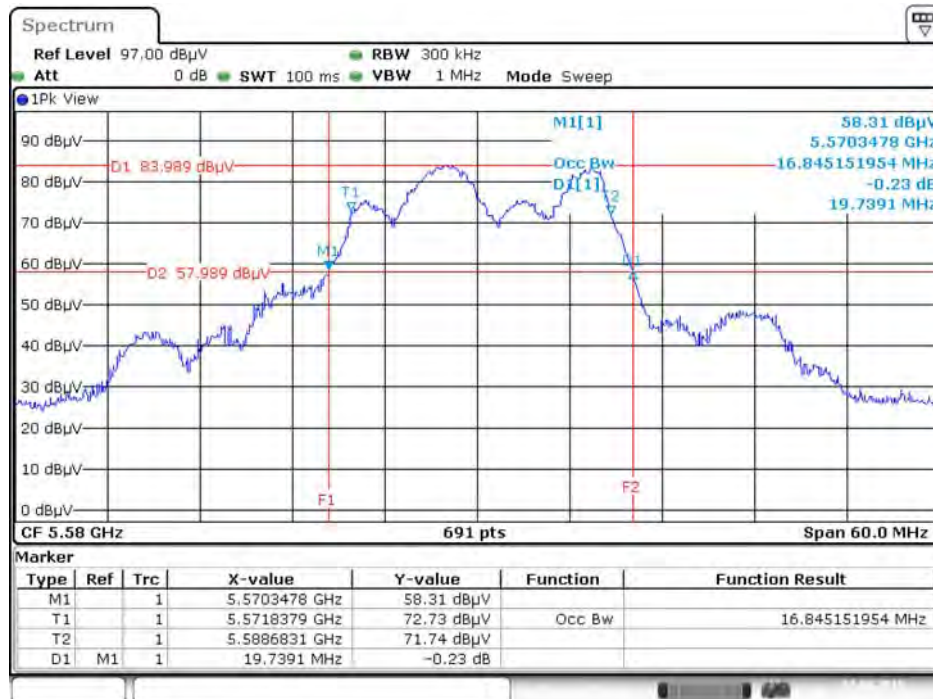
Date: 23.MAR 2015 20:00:53

26dB Bandwidth and 99% Occupied Bandwidth Plot on Configuration IEEE 802.11a / Chain 1 + Chain 2 + Chain 3 / 5500 MHz



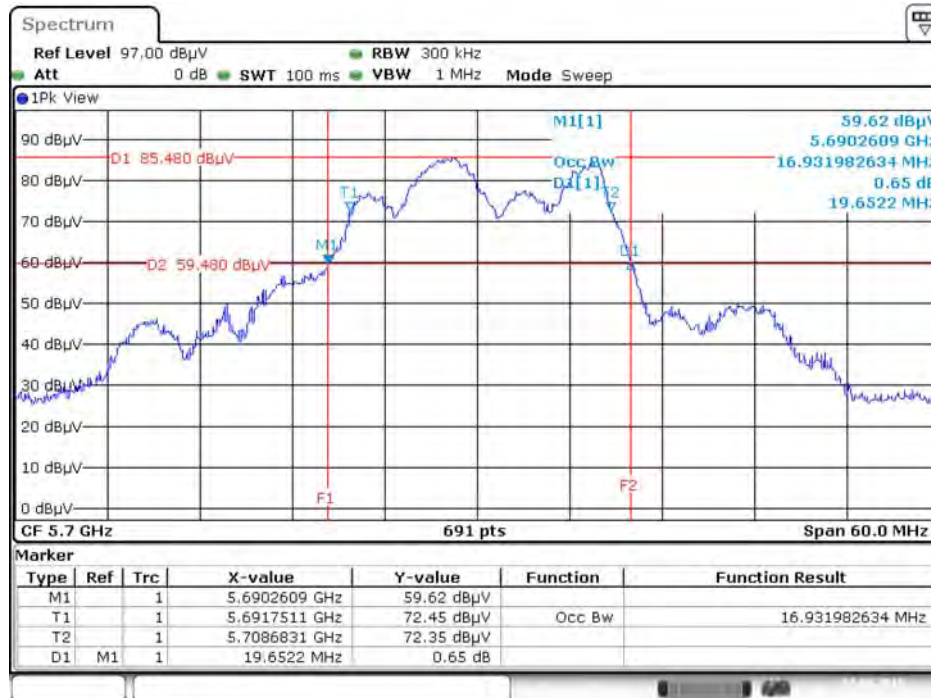
Date: 23.MAR 2015 20:01:57

26dB Bandwidth and 99% Occupied Bandwidth Plot on Configuration IEEE 802.11a / Chain 1 + Chain 2 + Chain 3 / 5580 MHz



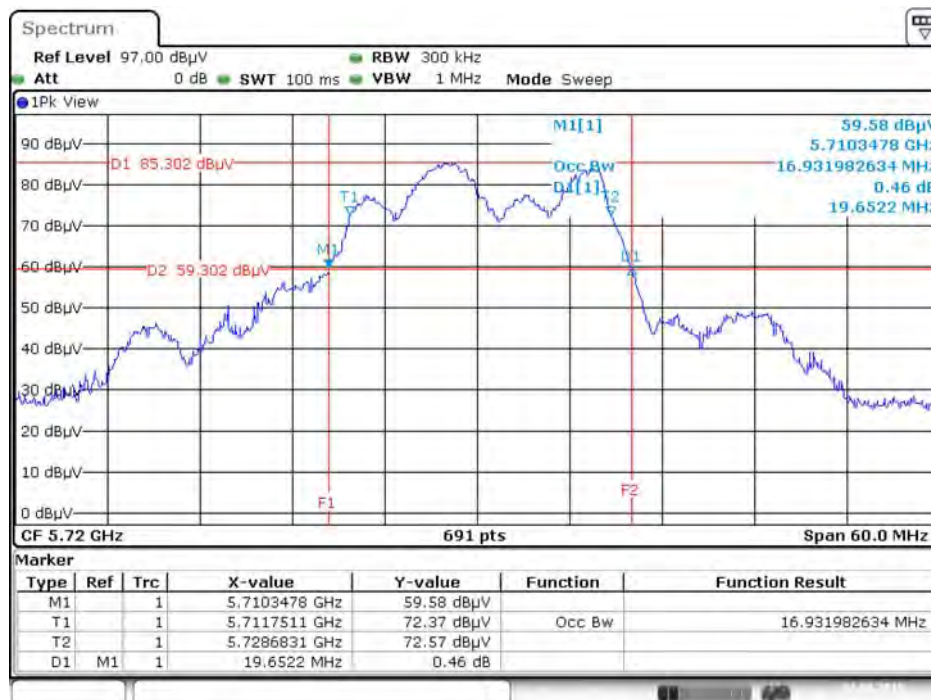
Date: 23.MAR 2015 20:02:54

26dB Bandwidth and 99% Occupied Bandwidth Plot on Configuration IEEE 802.11a / Chain 1 + Chain 2 + Chain 3 / 5700 MHz



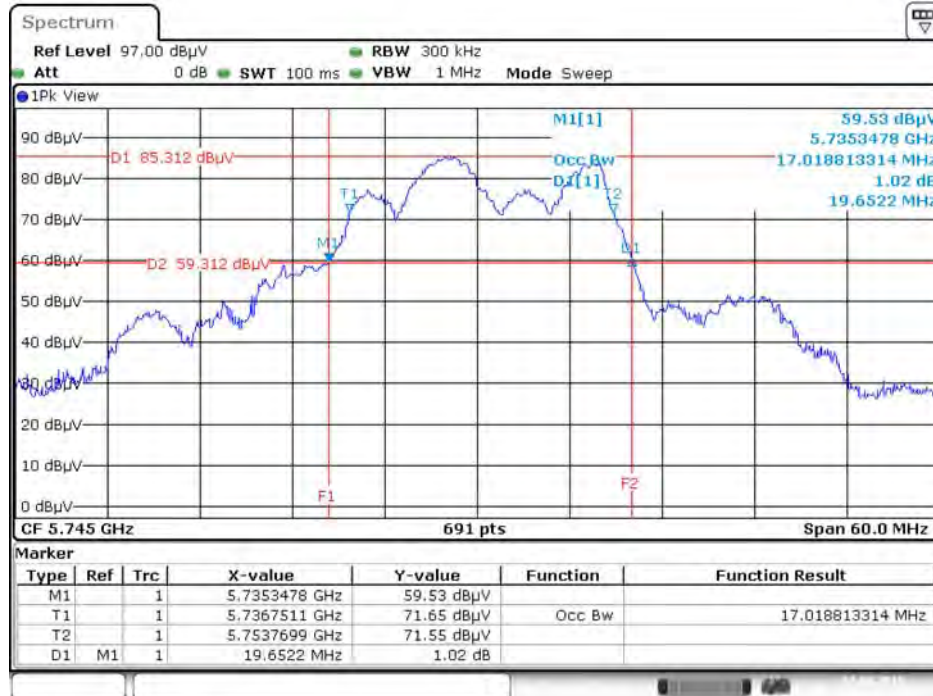
Date: 23.MAR 2015 20:03:43

26dB Bandwidth and 99% Occupied Bandwidth Plot on Configuration IEEE 802.11a / Chain 1 + Chain 2 + Chain 3 / 5720 MHz



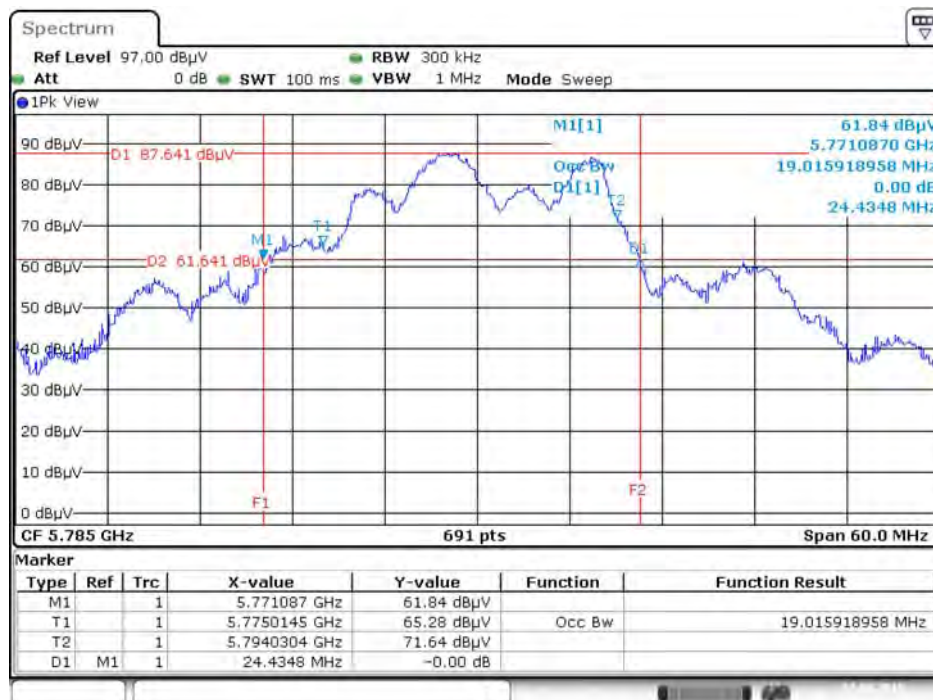
Date: 24.MAR 2015 02:13:27

26dB Bandwidth and 99% Occupied Bandwidth Plot on Configuration IEEE 802.11a / Chain 1 + Chain 2 + Chain 3 / 5745 MHz



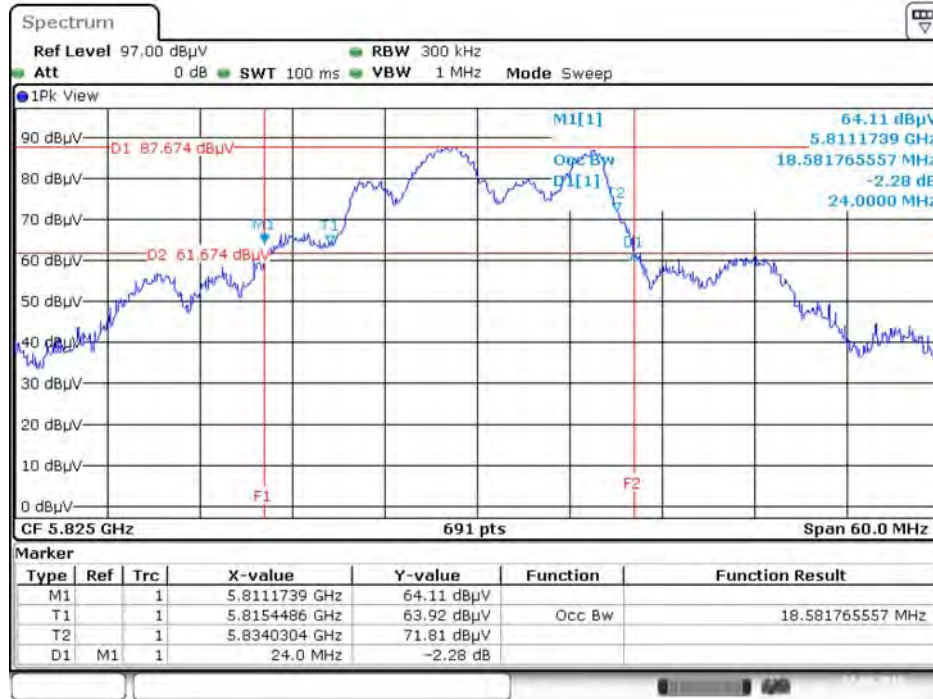
Date: 23.MAR 2015 20:13:58

26dB Bandwidth and 99% Occupied Bandwidth Plot on Configuration IEEE 802.11a / Chain 1 + Chain 2 + Chain 3 / 5785 MHz



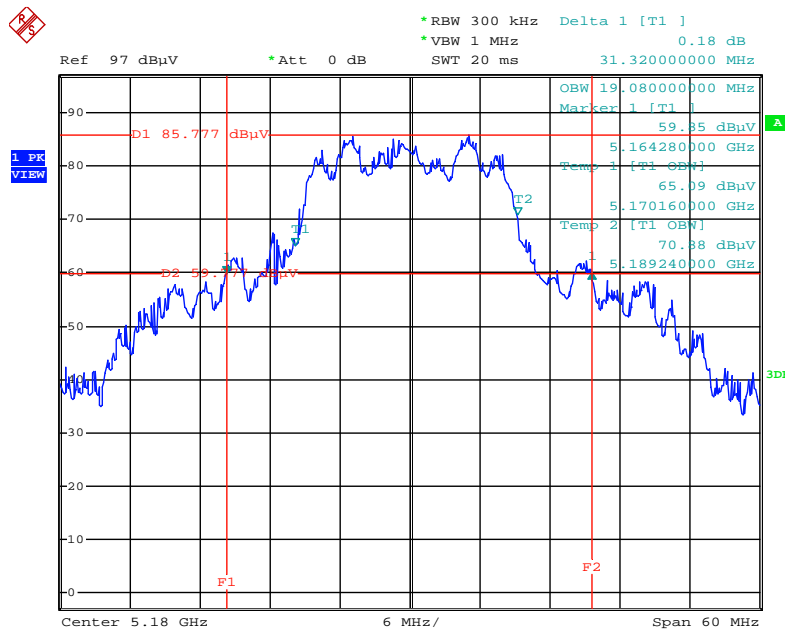
Date: 23.MAR 2015 20:15:34

26dB Bandwidth and 99% Occupied Bandwidth Plot on Configuration IEEE 802.11a / Chain 1 + Chain 2 + Chain 3 / 5825 MHz



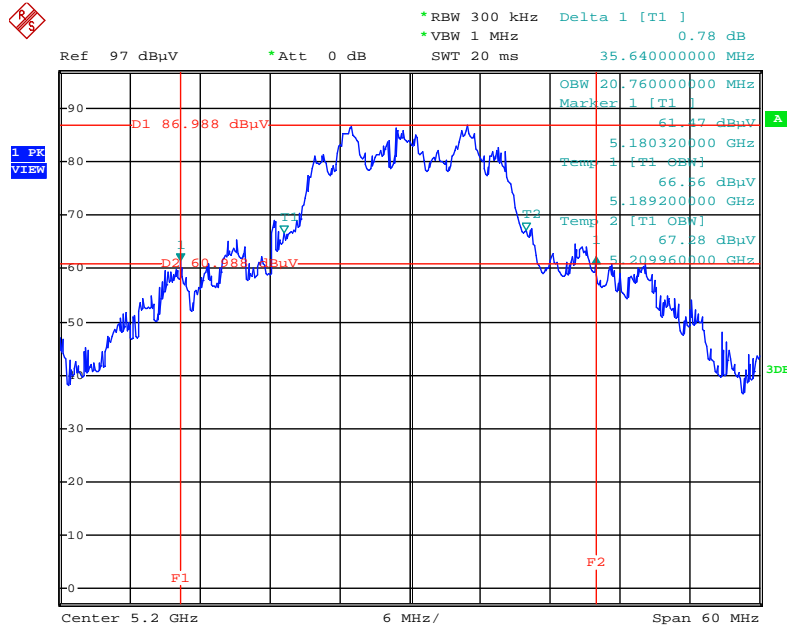
Date: 23.MAR.2015 20:16:17

26dB Bandwidth and 99% Occupied Bandwidth Plot on Configuration IEEE 802.11ac MCS0/Nss1 VHT20 / Chain 1 + Chain 2 + Chain 3 / 5180 MHz



Date: 8.APR.2015 10:22:42

26dB Bandwidth and 99% Occupied Bandwidth Plot on Configuration IEEE 802.11ac MCS0/Nss1 VHT20 / Chain 1 + Chain 2 + Chain 3 / 5200 MHz



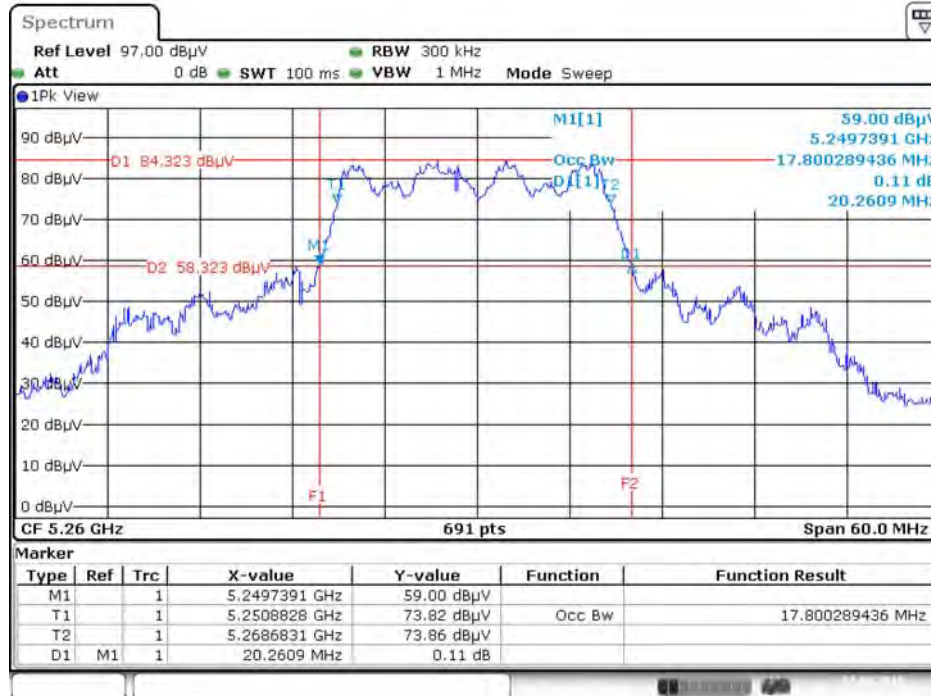
Date: 8.APR.2015 10:21:26

26dB Bandwidth and 99% Occupied Bandwidth Plot on Configuration IEEE 802.11ac MCS0/Nss1 VHT20 / Chain 1 + Chain 2 + Chain 3 / 5240 MHz



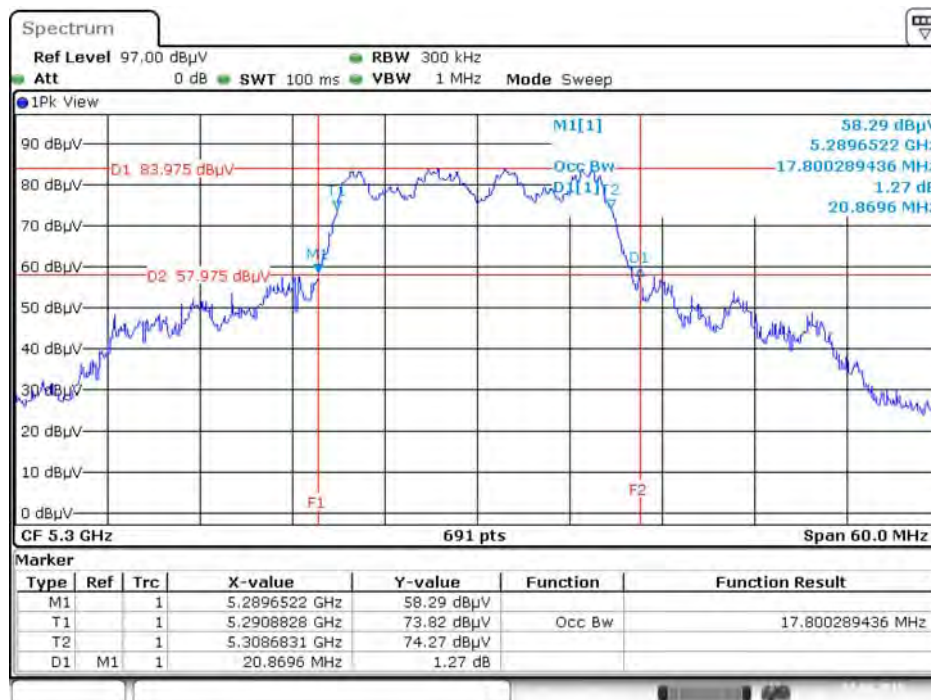
Date: 8.APR.2015 10:17:33

26dB Bandwidth and 99% Occupied Bandwidth Plot on Configuration IEEE 802.11ac MCS0/Nss1 VHT20 / Chain 1 + Chain 2 + Chain 3 / 5260 MHz



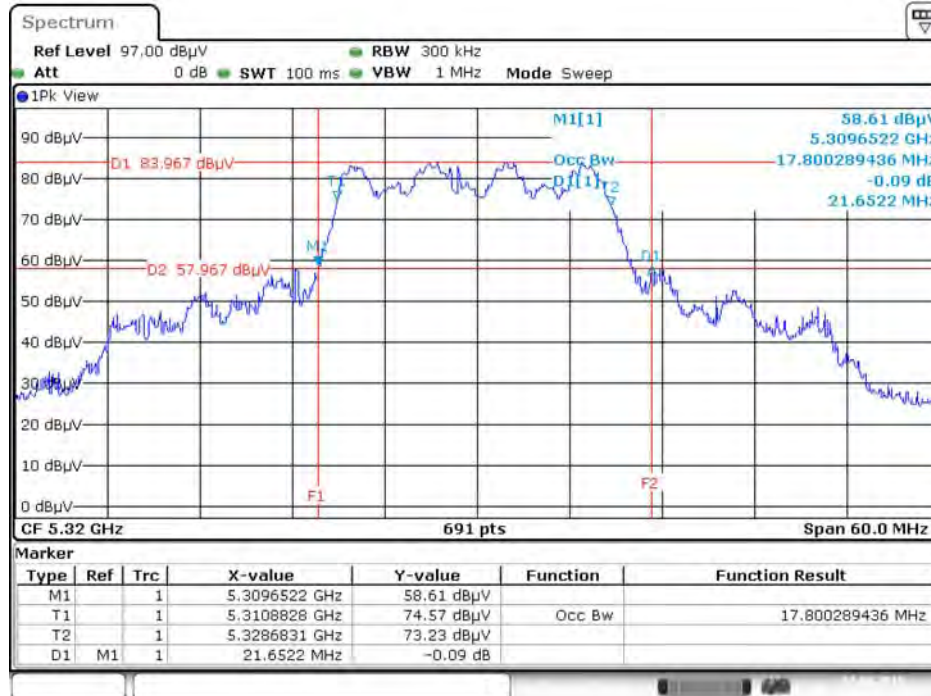
Date: 23.MAR 2015 20:20:44

26dB Bandwidth and 99% Occupied Bandwidth Plot on Configuration IEEE 802.11ac MCS0/Nss1 VHT20 / Chain 1 + Chain 2 + Chain 3 / 5300 MHz



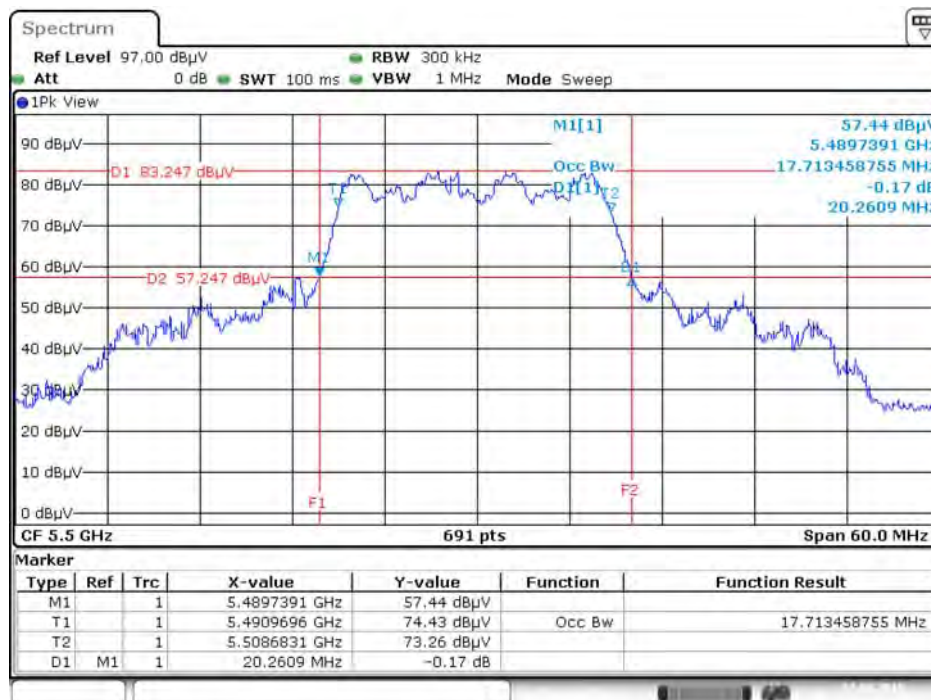
Date: 23.MAR 2015 20:21:09

26dB Bandwidth and 99% Occupied Bandwidth Plot on Configuration IEEE 802.11ac MCS0/Nss1 VHT20 / Chain 1 + Chain 2 + Chain 3 / 5320 MHz



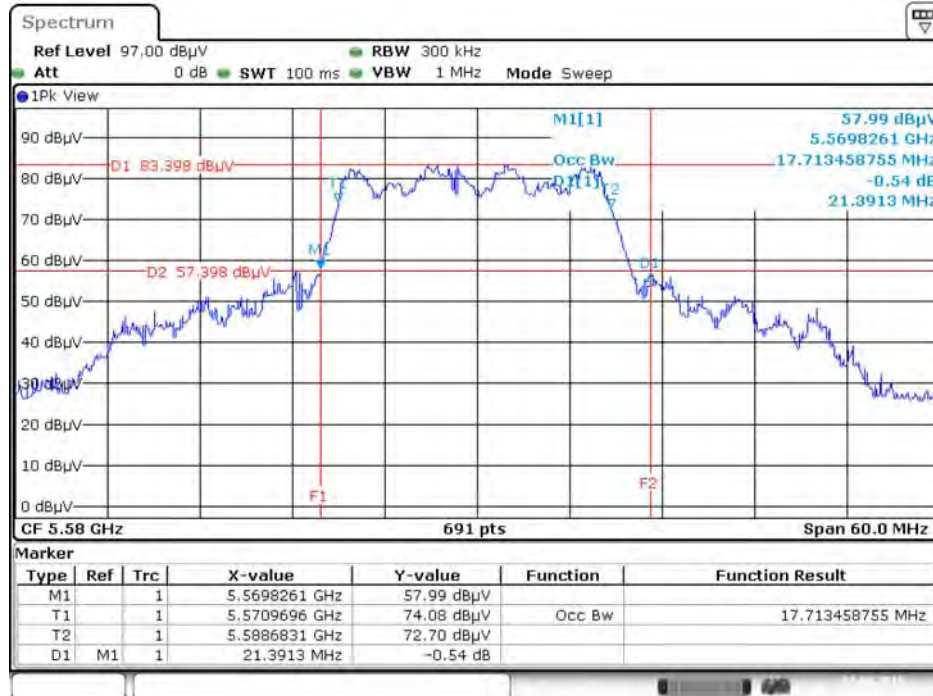
Date: 23.MAR.2015 20:21:48

26dB Bandwidth and 99% Occupied Bandwidth Plot on Configuration IEEE 802.11ac MCS0/Nss1 VHT20 / Chain 1 + Chain 2 + Chain 3 / 5500 MHz



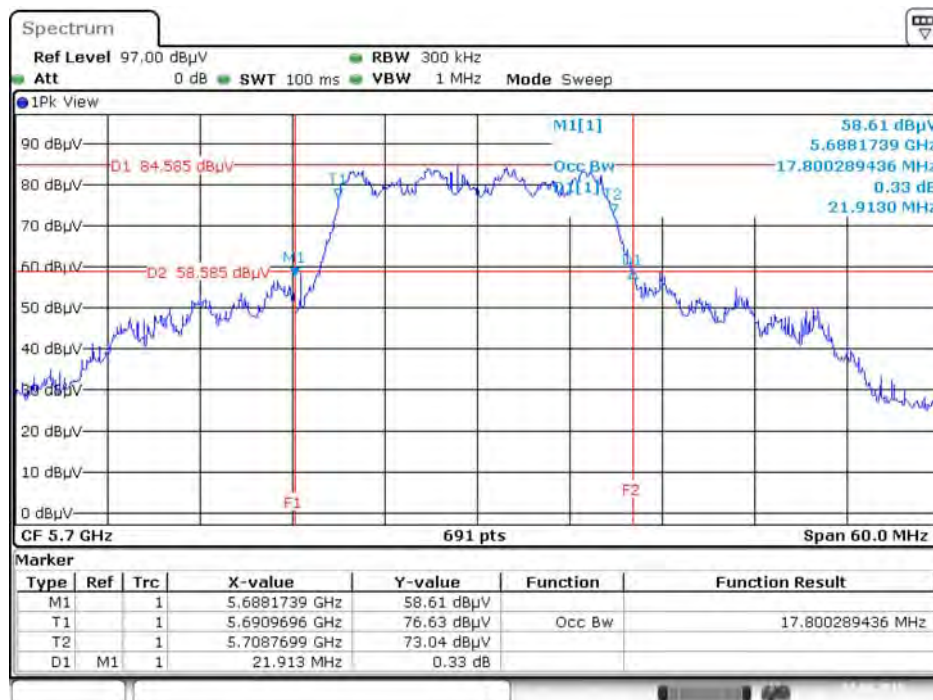
Date: 23.MAR.2015 20:22:37

26dB Bandwidth and 99% Occupied Bandwidth Plot on Configuration IEEE 802.11ac MCS0/Nss1 VHT20 / Chain 1 + Chain 2 + Chain 3 / 5580 MHz



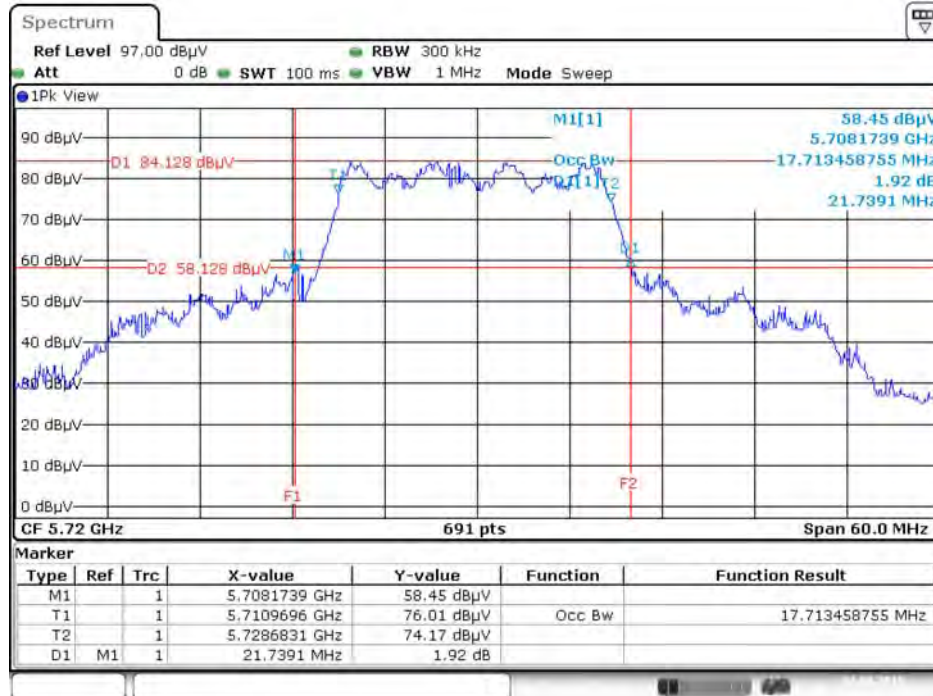
Date: 23.MAR 2015 20:23:19

26dB Bandwidth and 99% Occupied Bandwidth Plot on Configuration IEEE 802.11ac MCS0/Nss1 VHT20 / Chain 1 + Chain 2 + Chain 3 / 5700 MHz



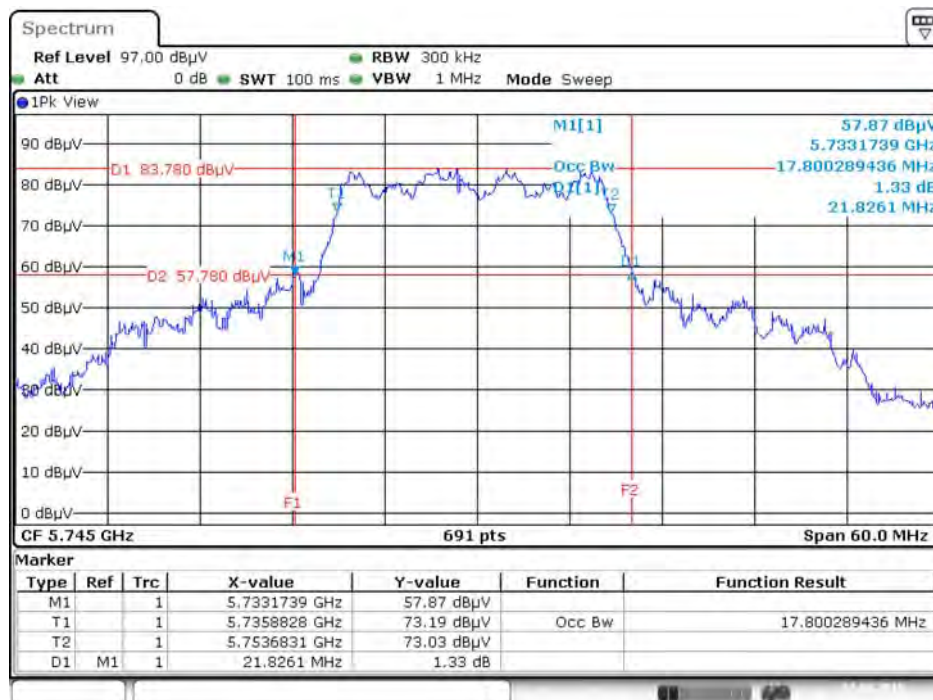
Date: 23.MAR 2015 20:24:05

26dB Bandwidth and 99% Occupied Bandwidth Plot on Configuration IEEE 802.11ac MCS0/Nss1 VHT20 / Chain 1 + Chain 2 + Chain 3 / 5720 MHz



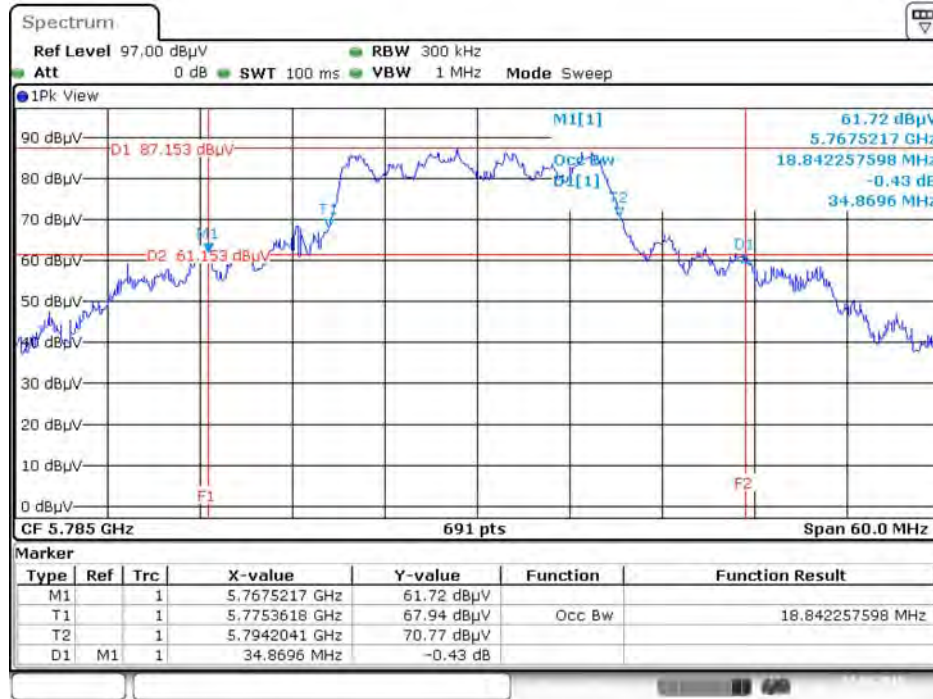
Date: 24.MAR 2015 02:15:16

26dB Bandwidth and 99% Occupied Bandwidth Plot on Configuration IEEE 802.11ac MCS0/Nss1 VHT20 / Chain 1 + Chain 2 + Chain 3 / 5745 MHz



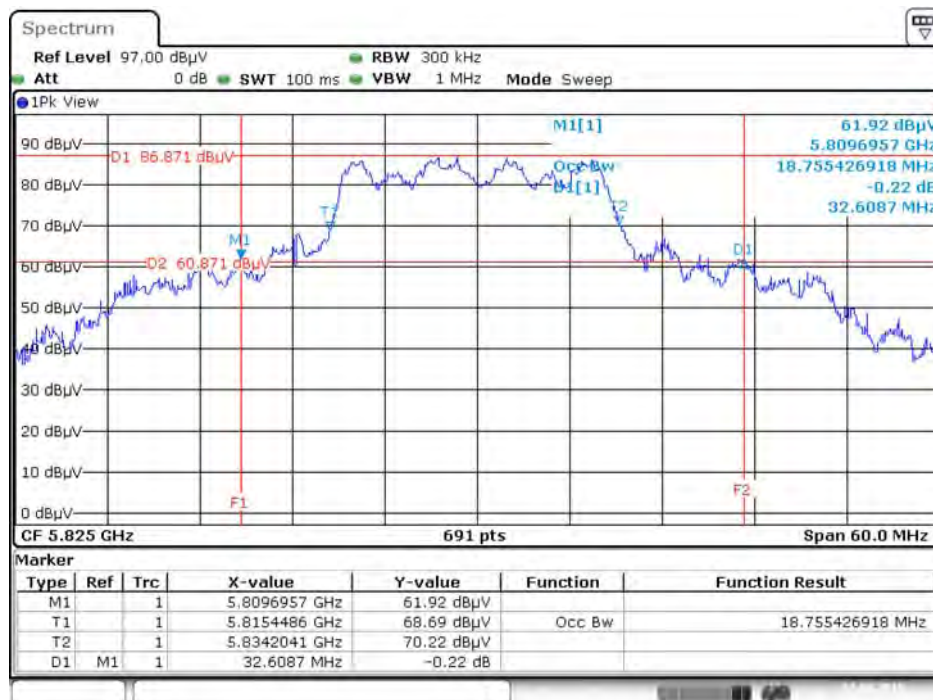
Date: 23.MAR 2015 20:24:56

26dB Bandwidth and 99% Occupied Bandwidth Plot on Configuration IEEE 802.11ac MCS0/Nss1 VHT20 / Chain 1 + Chain 2 + Chain 3 / 5785 MHz



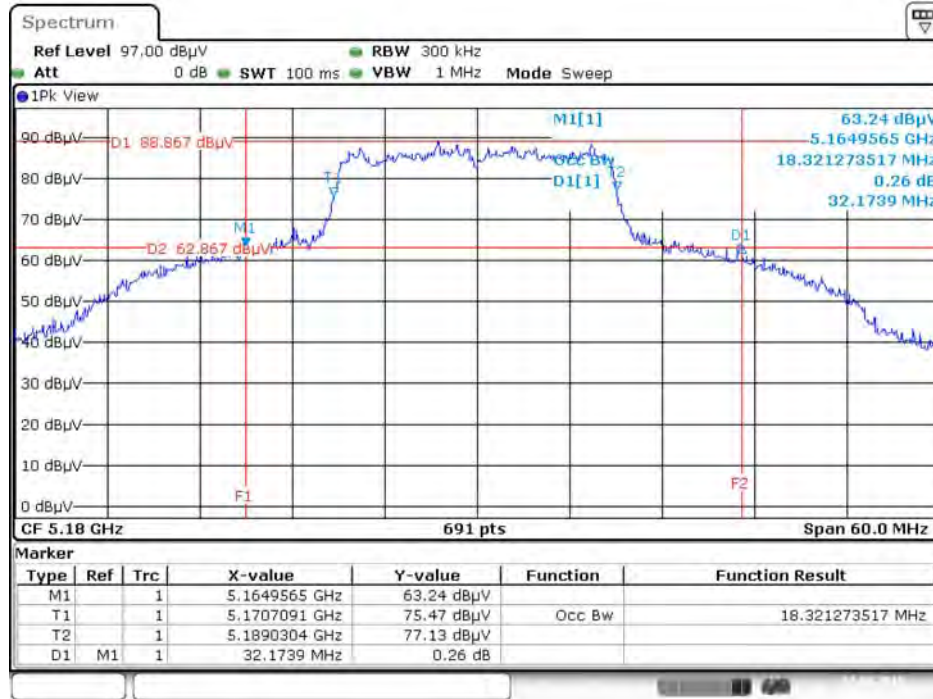
Date: 23.MAR 2015 20:28:10

26dB Bandwidth and 99% Occupied Bandwidth Plot on Configuration IEEE 802.11ac MCS0/Nss1 VHT20 / Chain 1 + Chain 2 + Chain 3 / 5825 MHz



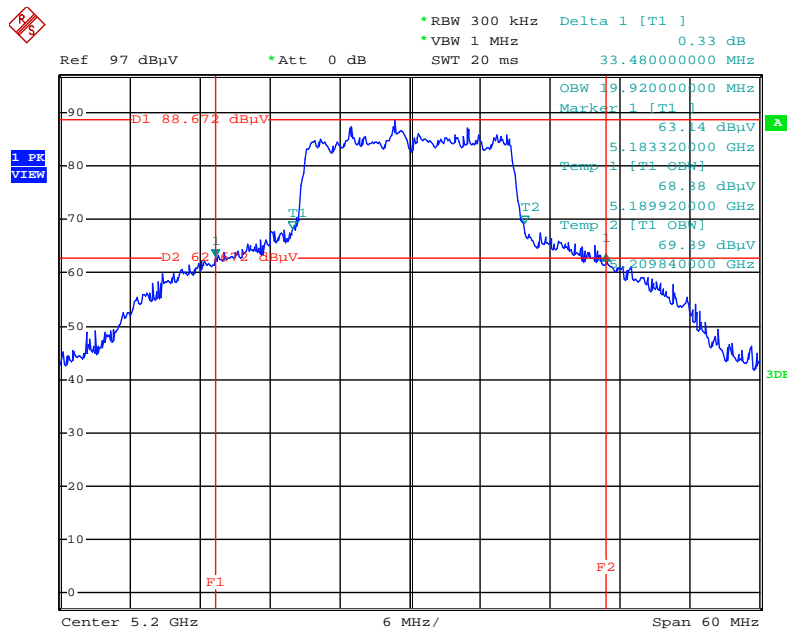
Date: 23.MAR 2015 20:27:45

26dB Bandwidth and 99% Occupied Bandwidth Plot on Configuration IEEE 802.11ac MCS0/Nss3 VHT20 / Chain 1 + Chain 2 + Chain 3 / 5180 MHz



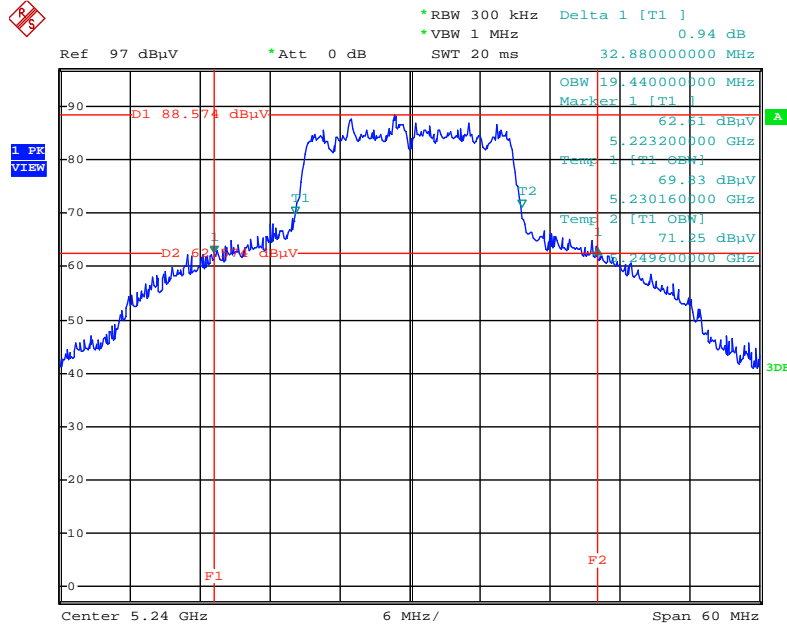
Date: 23.MAR.2015 21:00:18

26dB Bandwidth and 99% Occupied Bandwidth Plot on Configuration IEEE 802.11ac MCS0/Nss3 VHT20 / Chain 1 + Chain 2 + Chain 3 / 5200 MHz



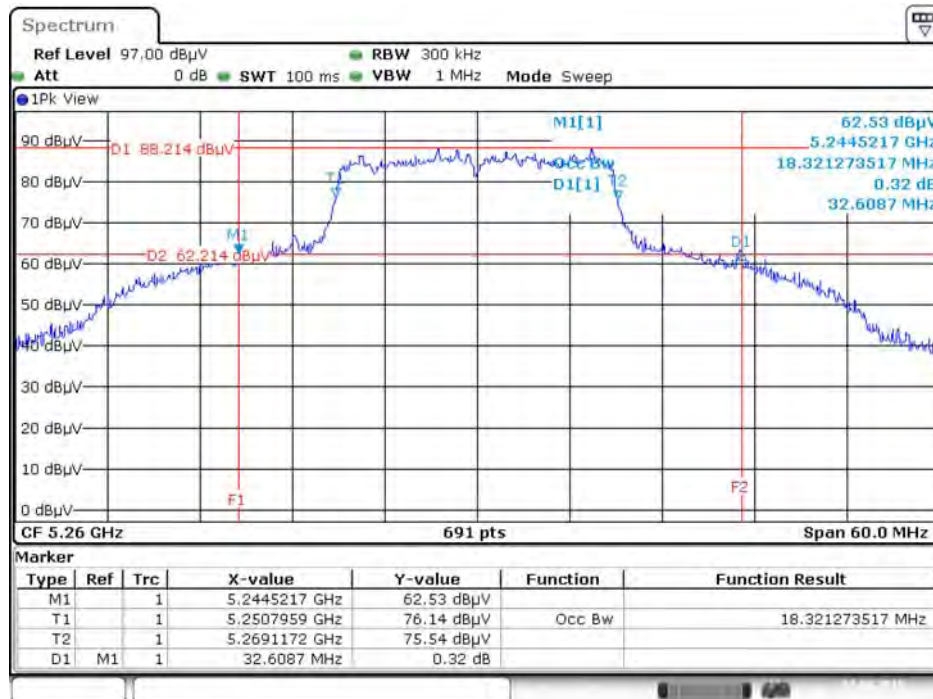
Date: 8.APR.2015 10:34:53

26dB Bandwidth and 99% Occupied Bandwidth Plot on Configuration IEEE 802.11ac MCS0/Nss3 VHT20 / Chain 1 + Chain 2 + Chain 3 / 5240 MHz



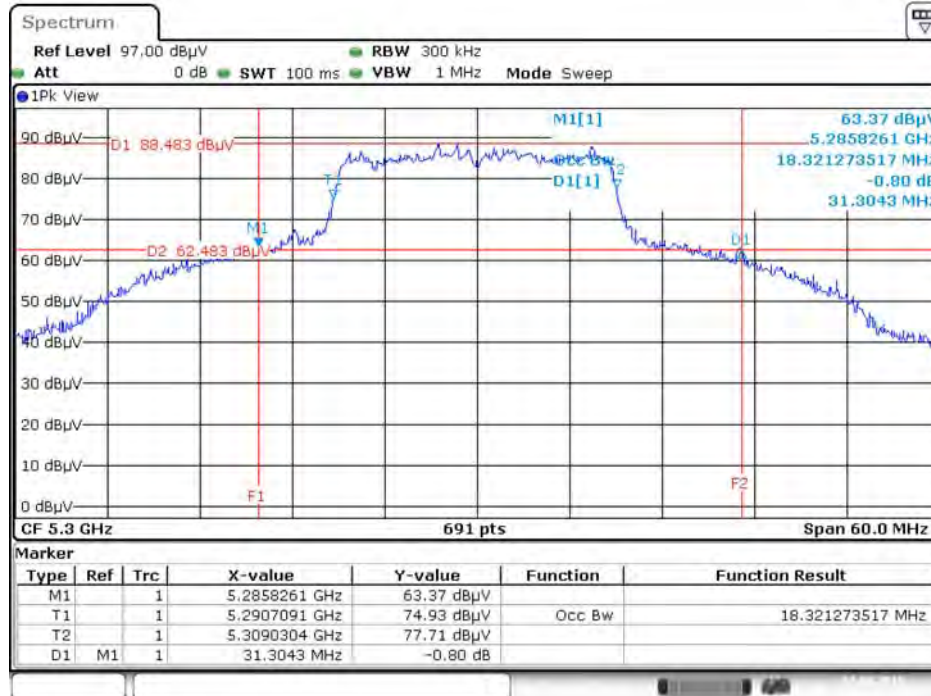
Date: 8.APR.2015 10:36:37

26dB Bandwidth and 99% Occupied Bandwidth Plot on Configuration IEEE 802.11ac MCS0/Nss3 VHT20 / Chain 1 + Chain 2 + Chain 3 / 5260 MHz



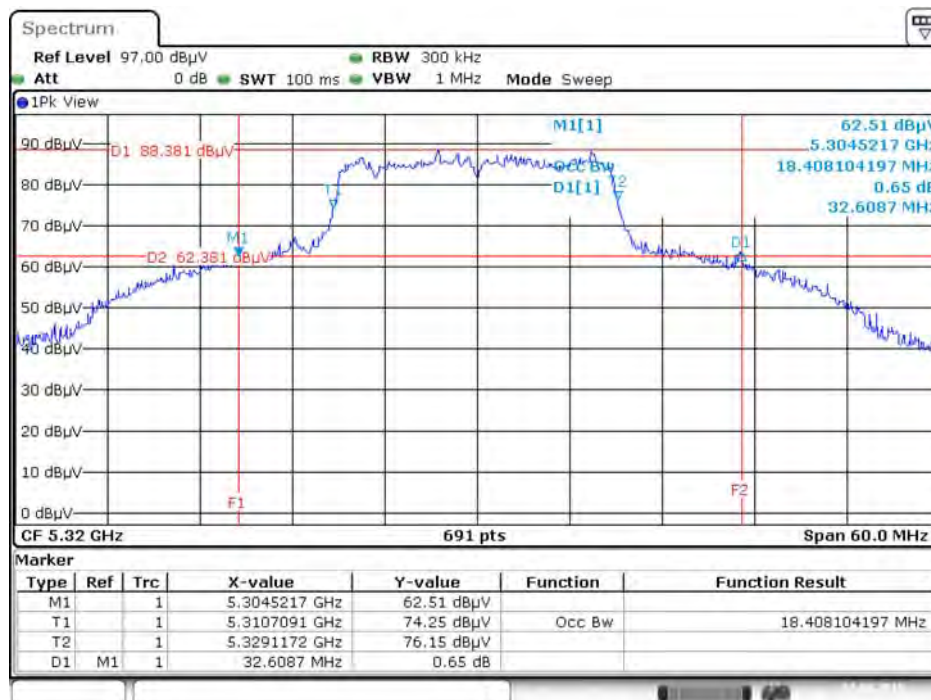
Date: 23.MAR 2015 21:02:20

26dB Bandwidth and 99% Occupied Bandwidth Plot on Configuration IEEE 802.11ac MCS0/Nss3 VHT20 / Chain 1 + Chain 2 + Chain 3 / 5300 MHz



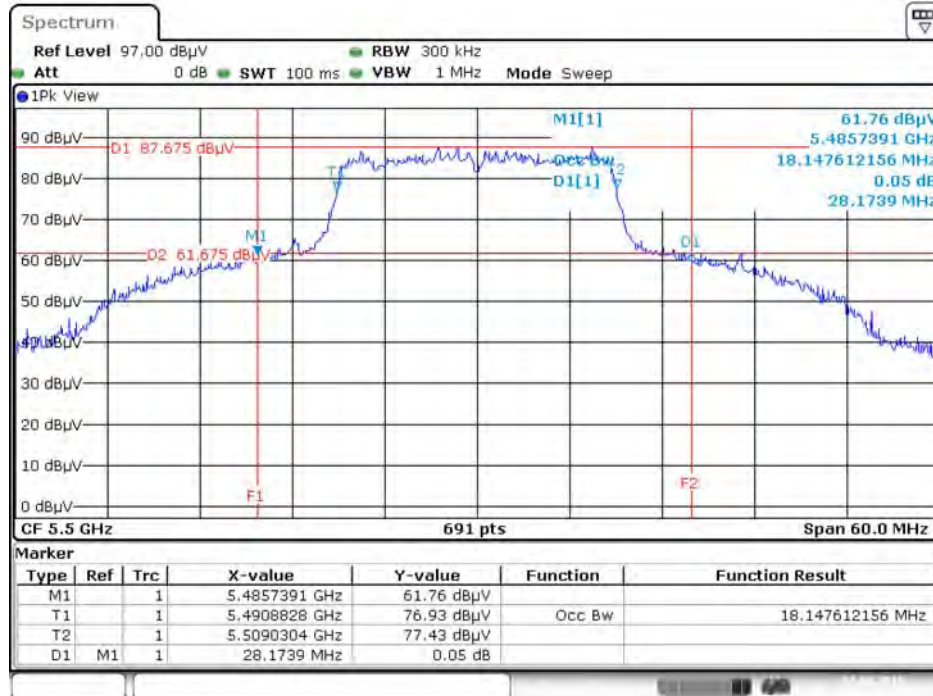
Date: 23.MAR 2015 21:03:04

26dB Bandwidth and 99% Occupied Bandwidth Plot on Configuration IEEE 802.11ac MCS0/Nss3 VHT20 / Chain 1 + Chain 2 + Chain 3 / 5320 MHz



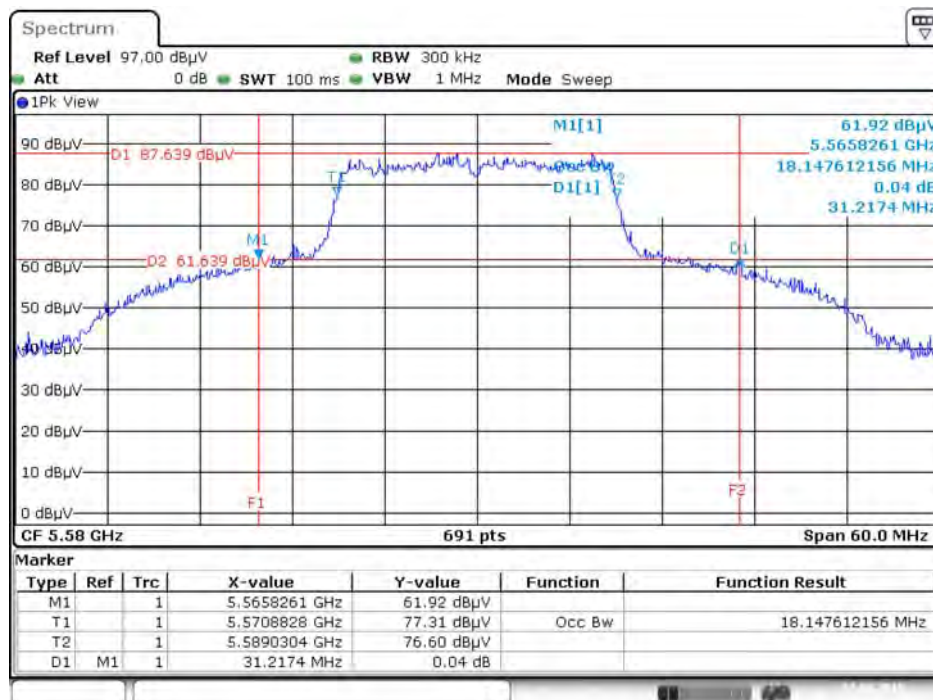
Date: 23.MAR 2015 21:03:28

26dB Bandwidth and 99% Occupied Bandwidth Plot on Configuration IEEE 802.11ac MCS0/Nss3 VHT20 / Chain 1 + Chain 2 + Chain 3 / 5500 MHz



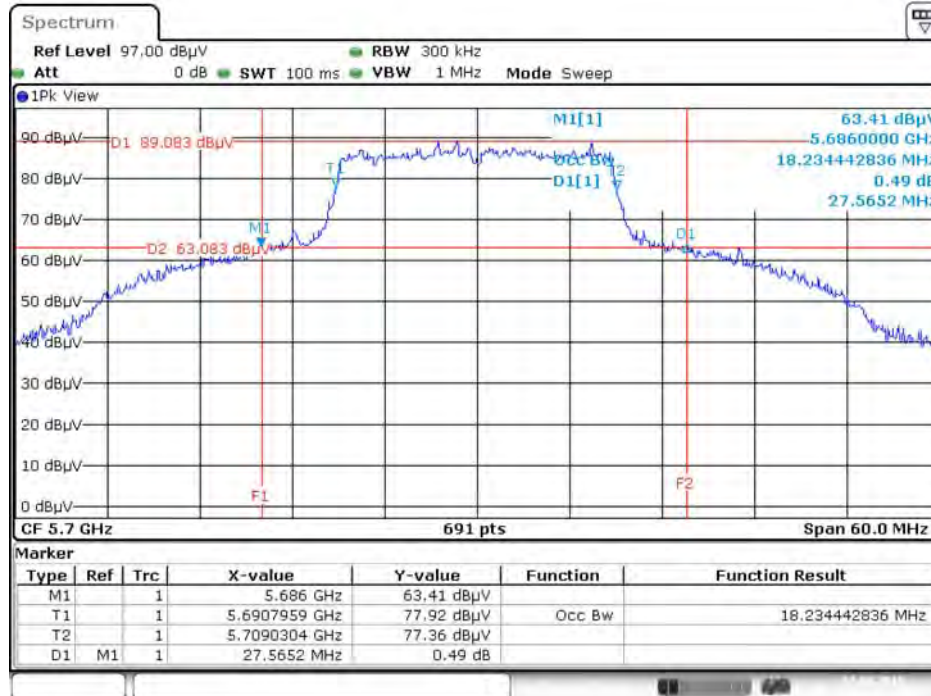
Date: 23.MAR 2015 21:10:40

26dB Bandwidth and 99% Occupied Bandwidth Plot on Configuration IEEE 802.11ac MCS0/Nss3 VHT20 / Chain 1 + Chain 2 + Chain 3 / 5580 MHz



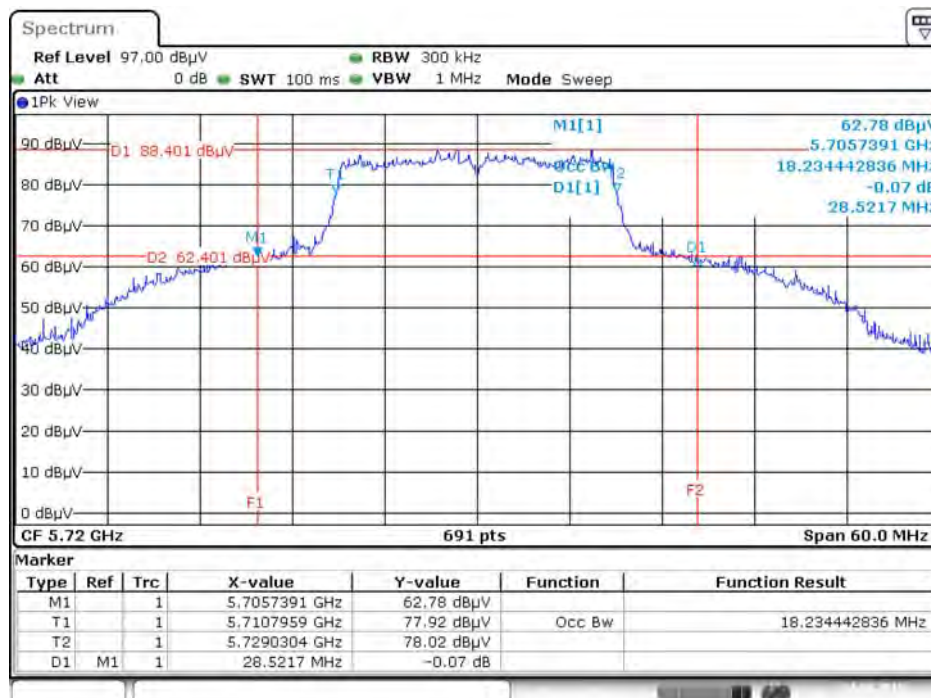
Date: 23.MAR 2015 21:12:34

26dB Bandwidth and 99% Occupied Bandwidth Plot on Configuration IEEE 802.11ac MCS0/Nss3 VHT20 / Chain 1 + Chain 2 + Chain 3 / 5700 MHz



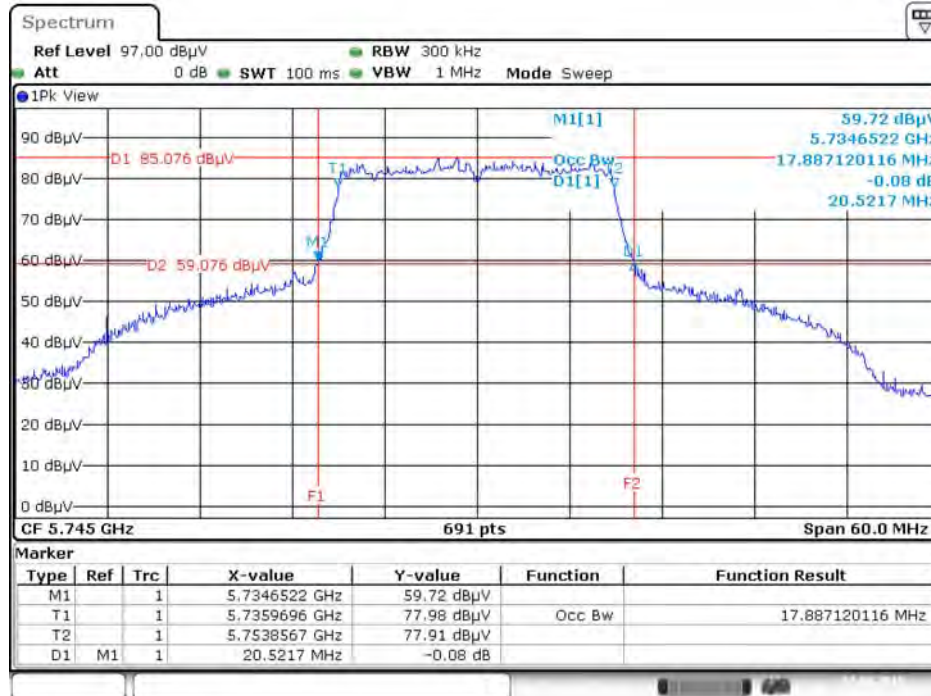
Date: 23.MAR 2015 21:13:35

26dB Bandwidth and 99% Occupied Bandwidth Plot on Configuration IEEE 802.11ac MCS0/Nss3 VHT20 / Chain 1 + Chain 2 + Chain 3 / 5720 MHz



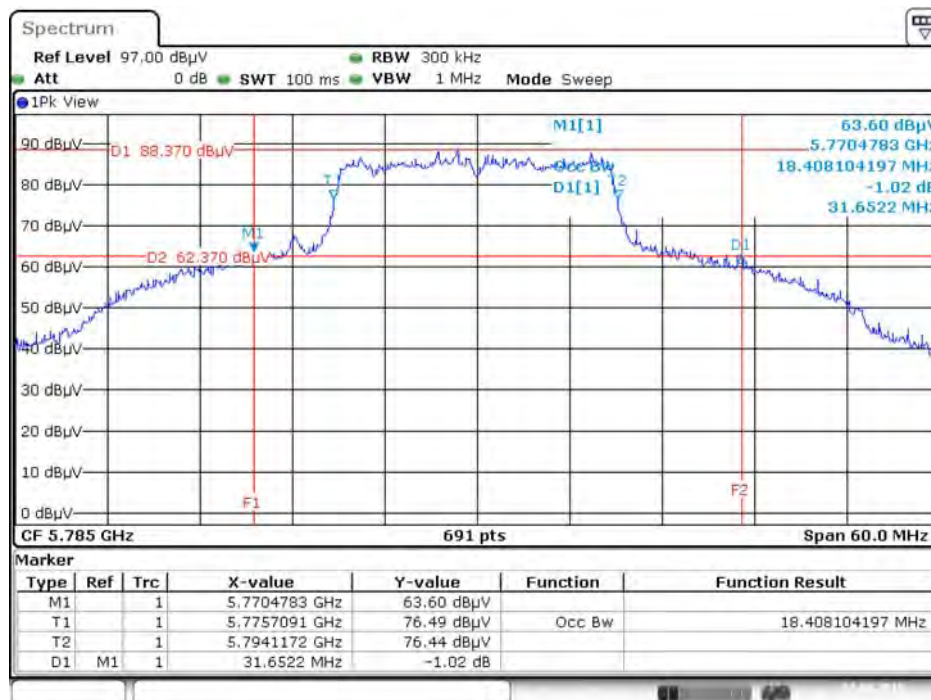
Date: 24.MAR 2015 02:22:27

26dB Bandwidth and 99% Occupied Bandwidth Plot on Configuration IEEE 802.11ac MCS0/Nss3 VHT20 / Chain 1 + Chain 2 + Chain 3 / 5745 MHz



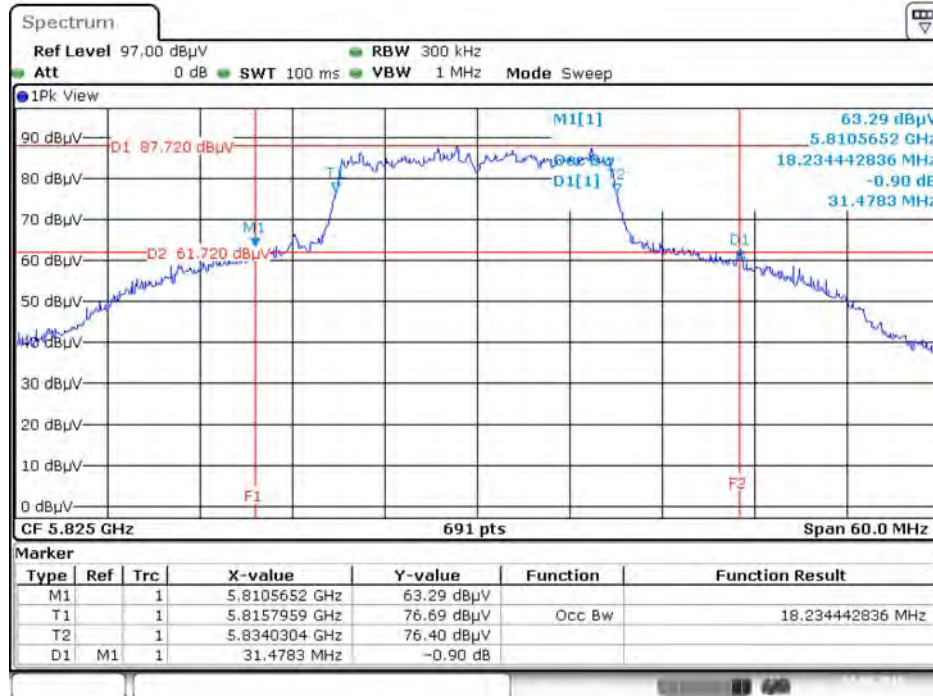
Date: 23.MAR 2015 21:14:24

26dB Bandwidth and 99% Occupied Bandwidth Plot on Configuration IEEE 802.11ac MCS0/Nss3 VHT20 / Chain 1 + Chain 2 + Chain 3 / 5785 MHz



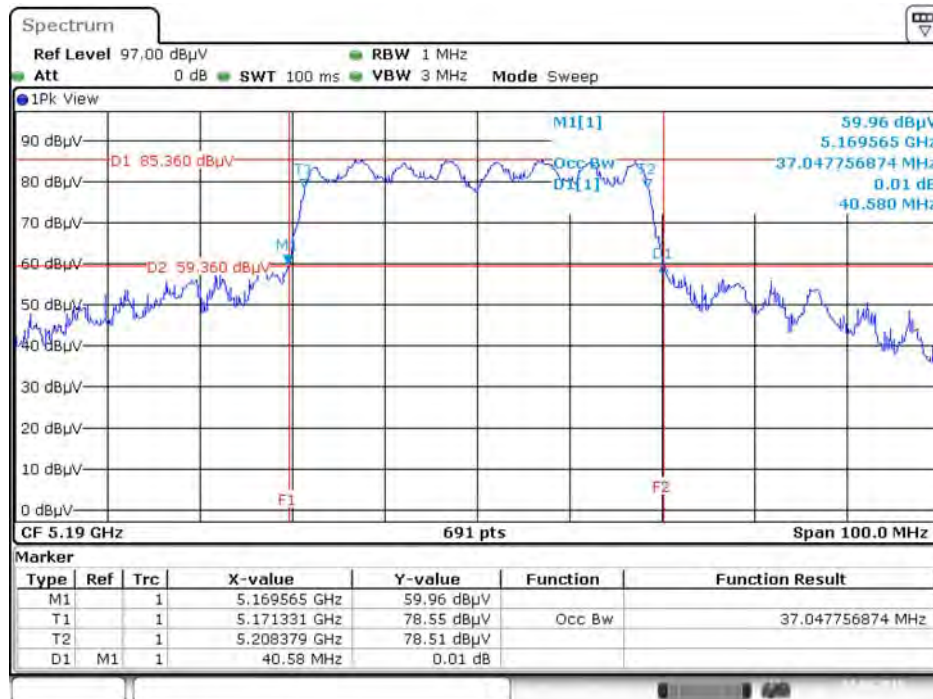
Date: 23.MAR 2015 21:15:16

26dB Bandwidth and 99% Occupied Bandwidth Plot on Configuration IEEE 802.11ac MCS0/Nss3 VHT20 / Chain 1 + Chain 2 + Chain 3 / 5825 MHz



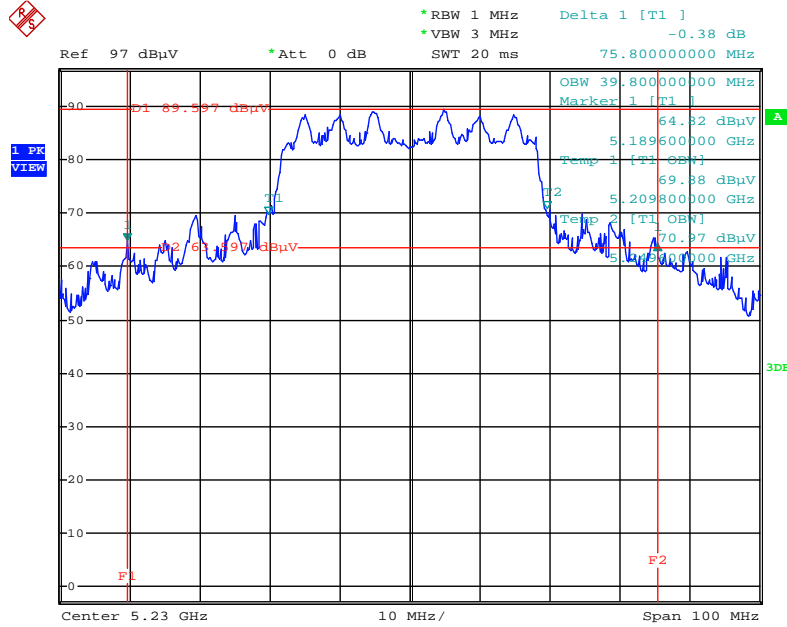
Date: 23.MAR.2015 21:15:43

26dB Bandwidth and 99% Occupied Bandwidth Plot on Configuration IEEE 802.11ac MCS0/Nss1 VHT40 / Chain 1 + Chain 2 + Chain 3 / 5190 MHz



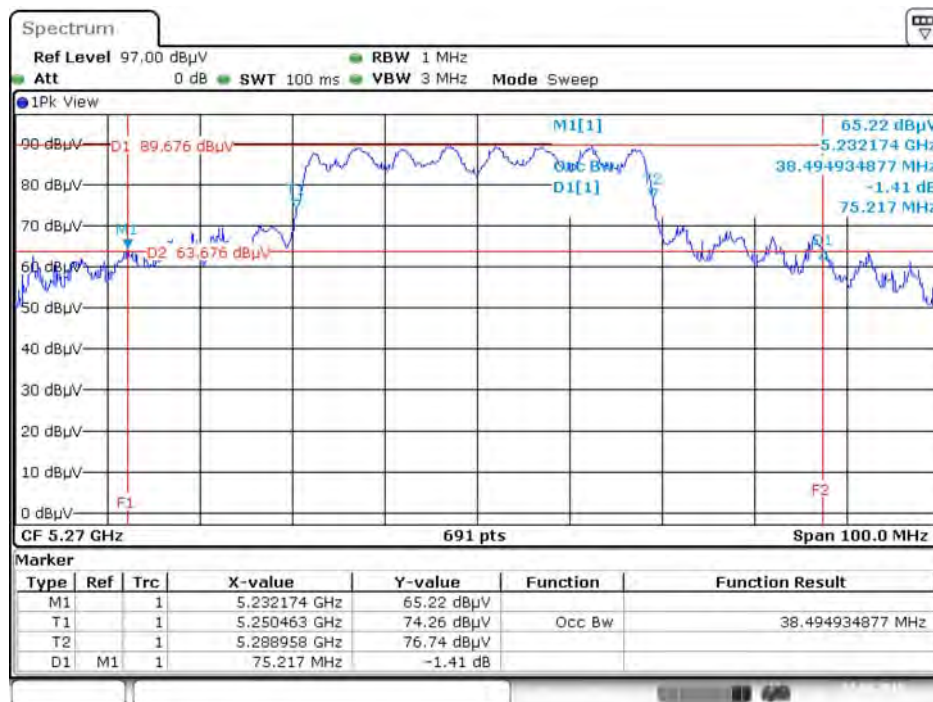
Date: 23.MAR.2015 20:30:46

26dB Bandwidth and 99% Occupied Bandwidth Plot on Configuration IEEE 802.11ac MCS0/Nss1 VHT40 / Chain 1 + Chain 2 + Chain 3 / 5230 MHz



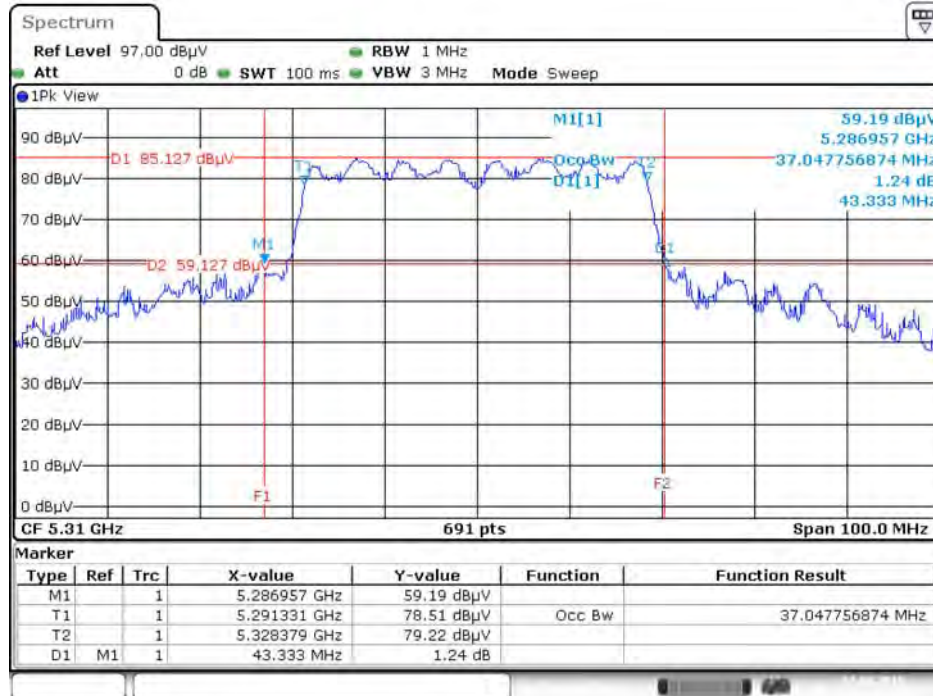
Date: 8.APR.2015 10:29:04

26dB Bandwidth and 99% Occupied Bandwidth Plot on Configuration IEEE 802.11ac MCS0/Nss1 VHT40 / Chain 1 + Chain 2 + Chain 3 / 5270 MHz



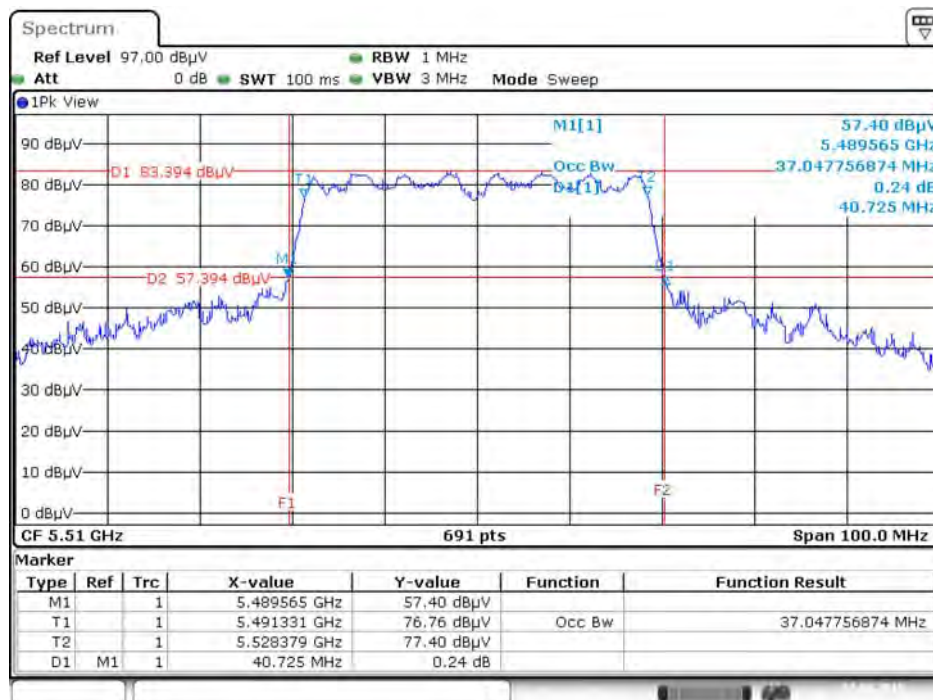
Date: 23.MAR.2015 20:32:10

26dB Bandwidth and 99% Occupied Bandwidth Plot on Configuration IEEE 802.11ac MCS0/Nss1 VHT40 / Chain 1 + Chain 2 + Chain 3 / 5310 MHz



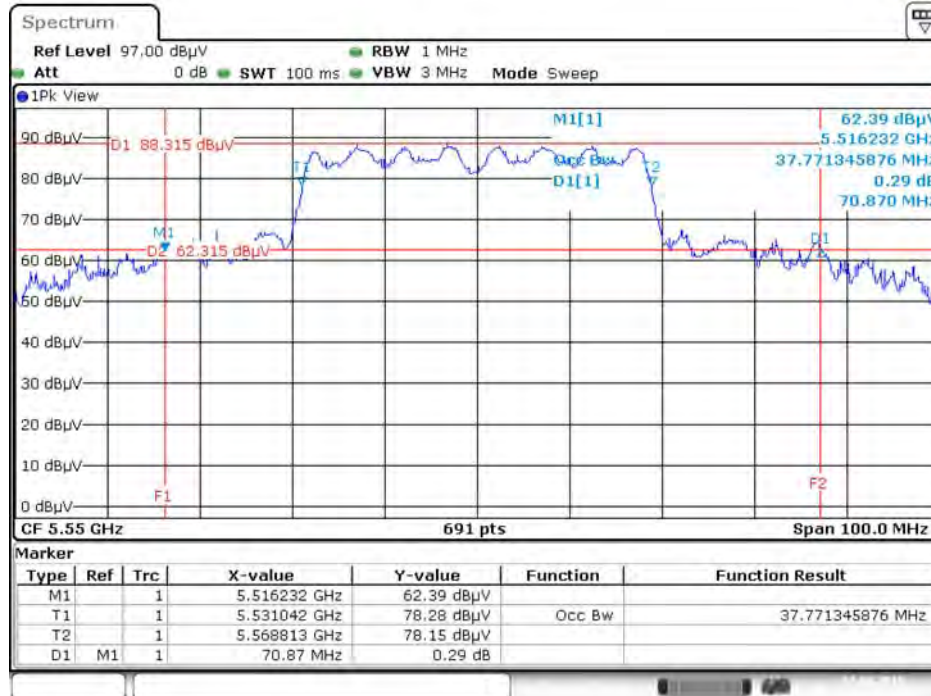
Date: 23.MAR 2015 20:32:52

26dB Bandwidth and 99% Occupied Bandwidth Plot on Configuration IEEE 802.11ac MCS0/Nss1 VHT40 / Chain 1 + Chain 2 + Chain 3 / 5510 MHz



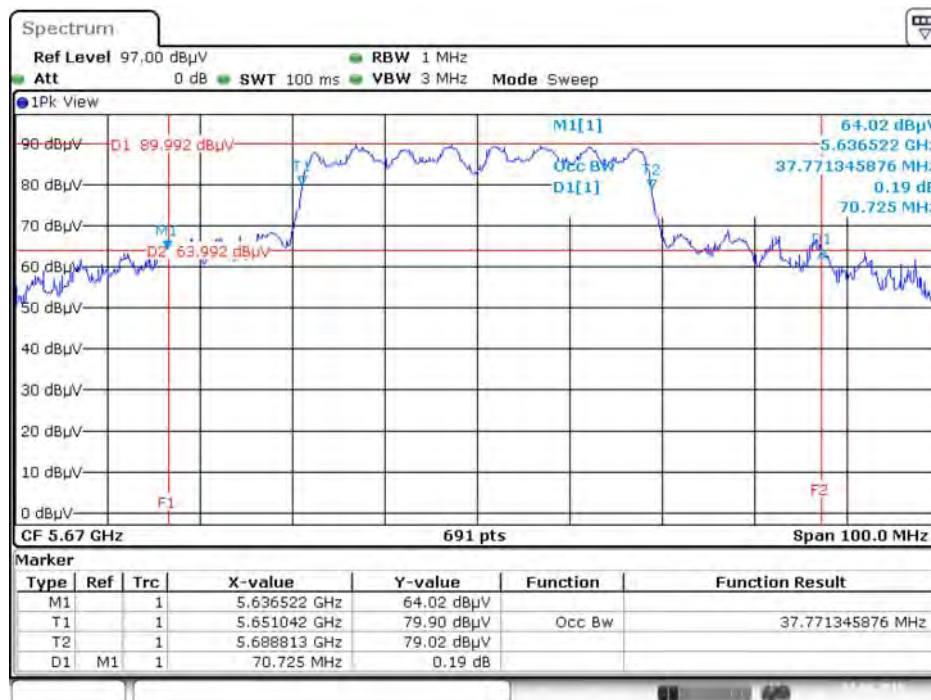
Date: 23.MAR 2015 20:33:34

26dB Bandwidth and 99% Occupied Bandwidth Plot on Configuration IEEE 802.11ac MCS0/Nss1 VHT40 / Chain 1 + Chain 2 + Chain 3 / 5550 MHz



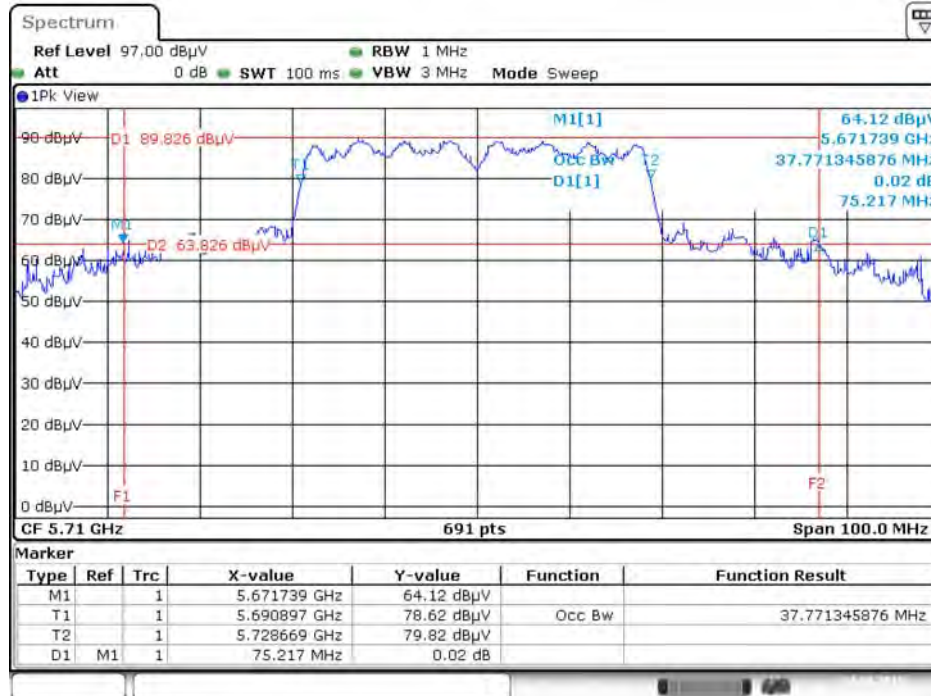
Date: 23.MAR 2015 20:34:32

26dB Bandwidth and 99% Occupied Bandwidth Plot on Configuration IEEE 802.11ac MCS0/Nss1 VHT40 / Chain 1 + Chain 2 + Chain 3 / 5670 MHz



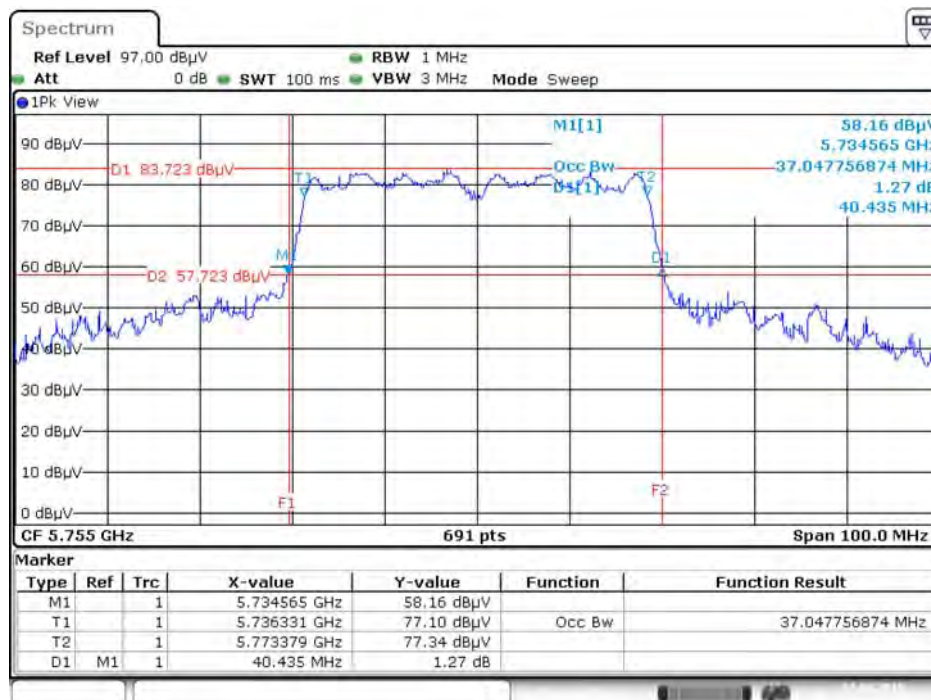
Date: 23.MAR 2015 20:35:21

26dB Bandwidth and 99% Occupied Bandwidth Plot on Configuration IEEE 802.11ac MCS0/Nss1 VHT40 / Chain 1 + Chain 2 + Chain 3 / 5710 MHz



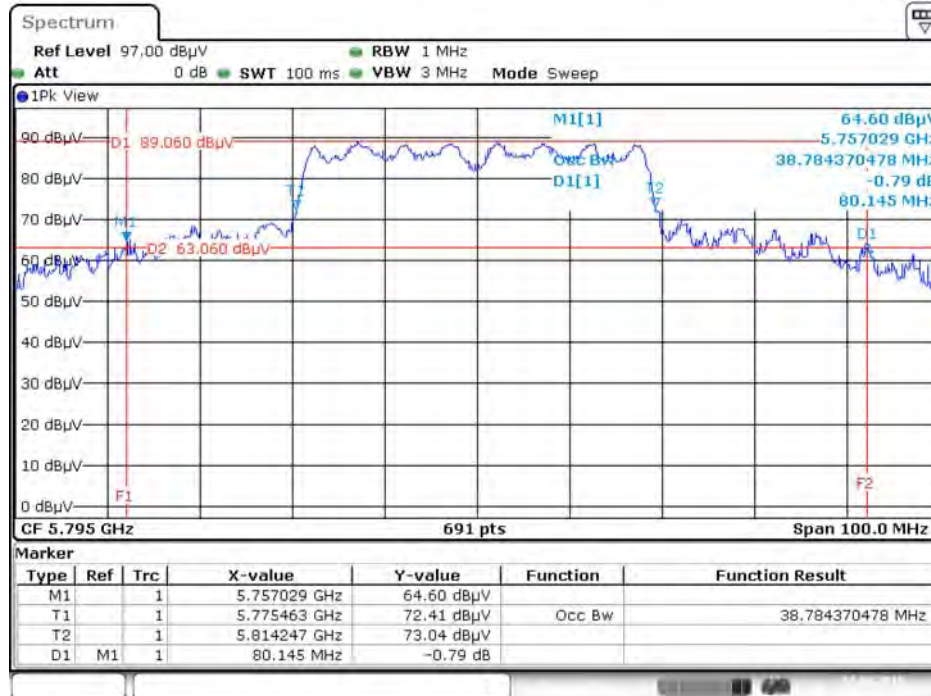
Date: 24.MAR 2015 02:16:31

26dB Bandwidth and 99% Occupied Bandwidth Plot on Configuration IEEE 802.11ac MCS0/Nss1 VHT40 / Chain 1 + Chain 2 + Chain 3 / 5755 MHz



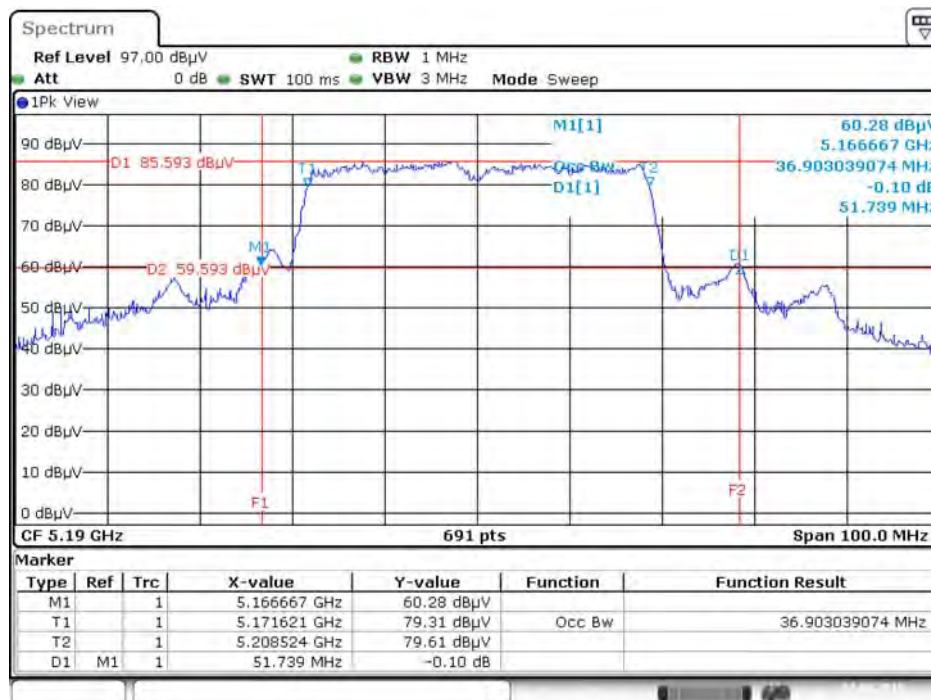
Date: 23.MAR 2015 20:36:17

26dB Bandwidth and 99% Occupied Bandwidth Plot on Configuration IEEE 802.11ac MCS0/Nss1 VHT40 / Chain 1 + Chain 2 + Chain 3 / 5795 MHz



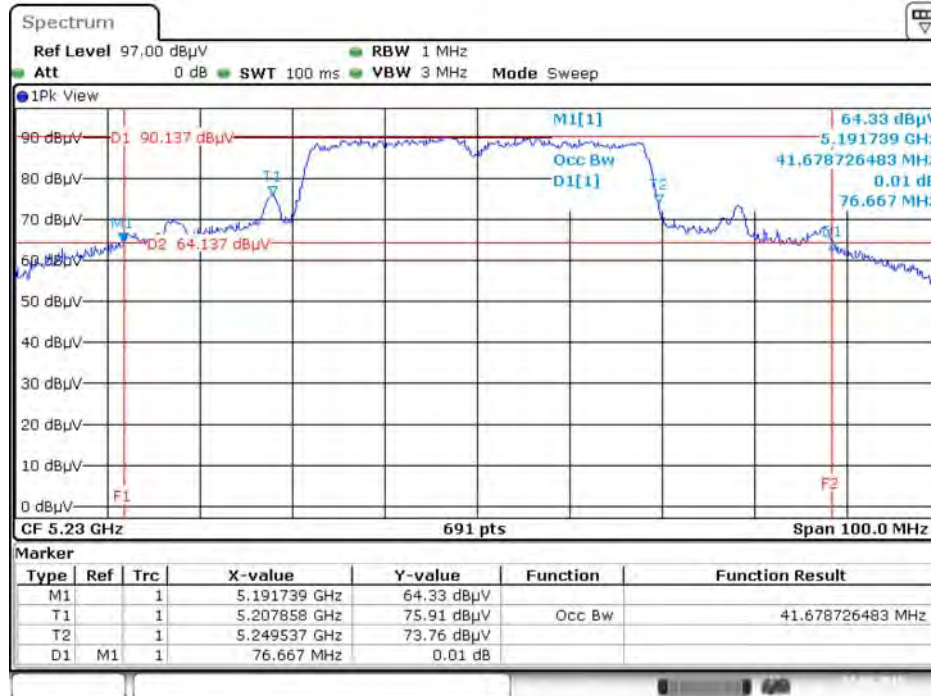
Date: 23.MAR 2015 20:36:57

26dB Bandwidth and 99% Occupied Bandwidth Plot on Configuration IEEE 802.11ac MCS0/Nss3 VHT40 / Chain 1 + Chain 2 + Chain 3 / 5190 MHz



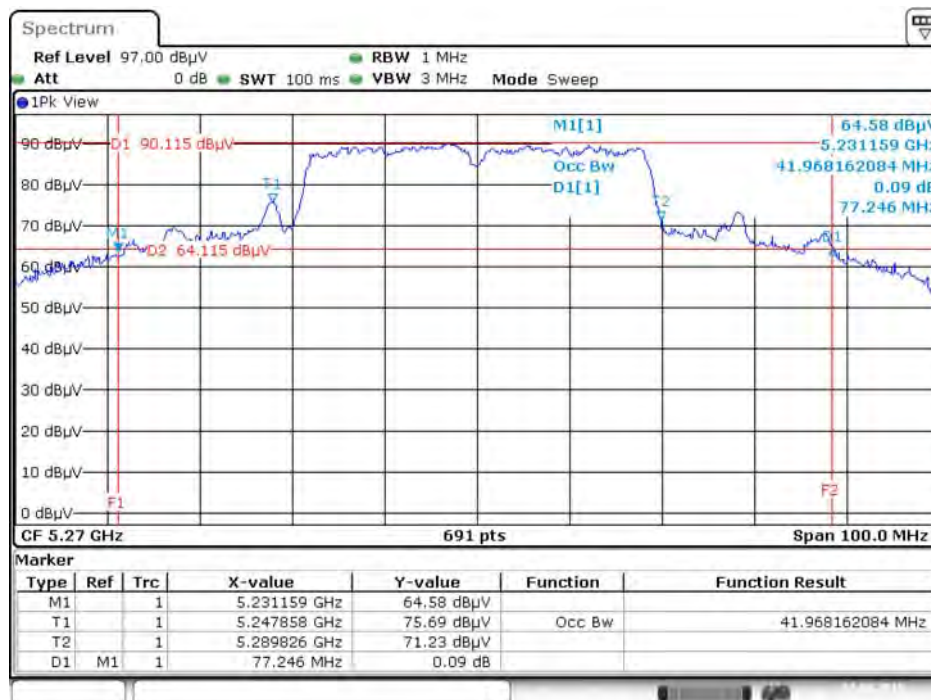
Date: 23.MAR 2015 21:20:30

26dB Bandwidth and 99% Occupied Bandwidth Plot on Configuration IEEE 802.11ac MCS0/Nss3 VHT40 / Chain 1 + Chain 2 + Chain 3 / 5230 MHz



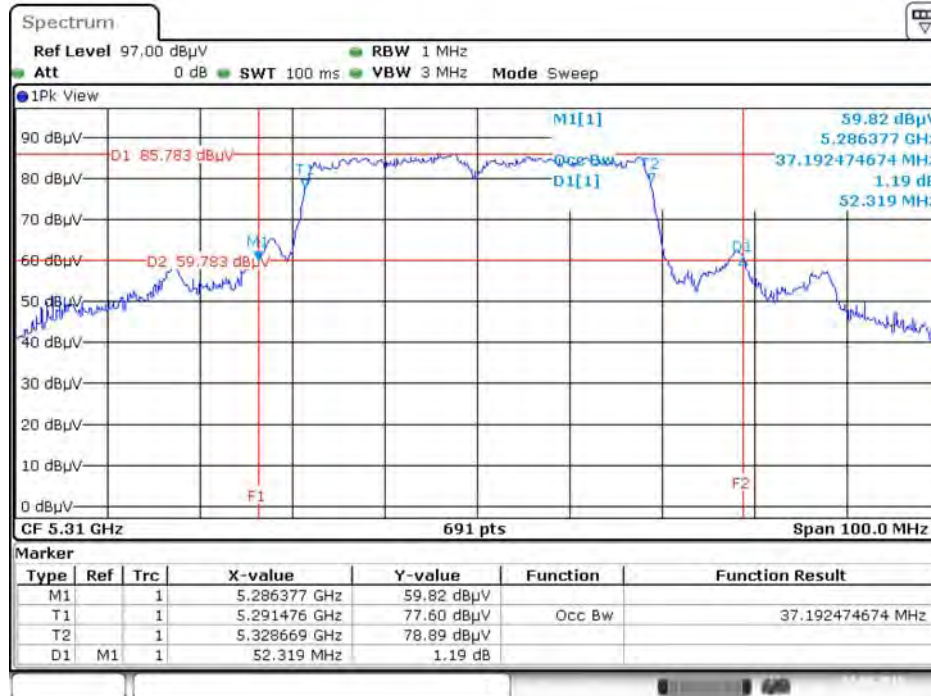
Date: 23.MAR 2015 21:21:19

26dB Bandwidth and 99% Occupied Bandwidth Plot on Configuration IEEE 802.11ac MCS0/Nss3 VHT40 / Chain 1 + Chain 2 + Chain 3 / 5270 MHz



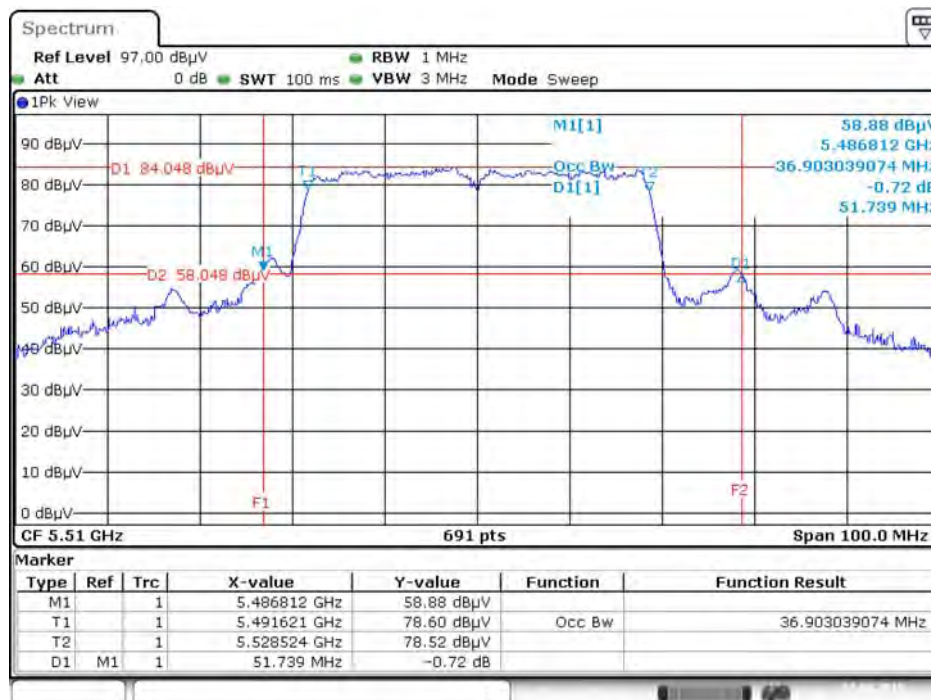
Date: 23.MAR 2015 21:22:00

26dB Bandwidth and 99% Occupied Bandwidth Plot on Configuration IEEE 802.11ac MCS0/Nss3 VHT40 / Chain 1 + Chain 2 + Chain 3 / 5310 MHz



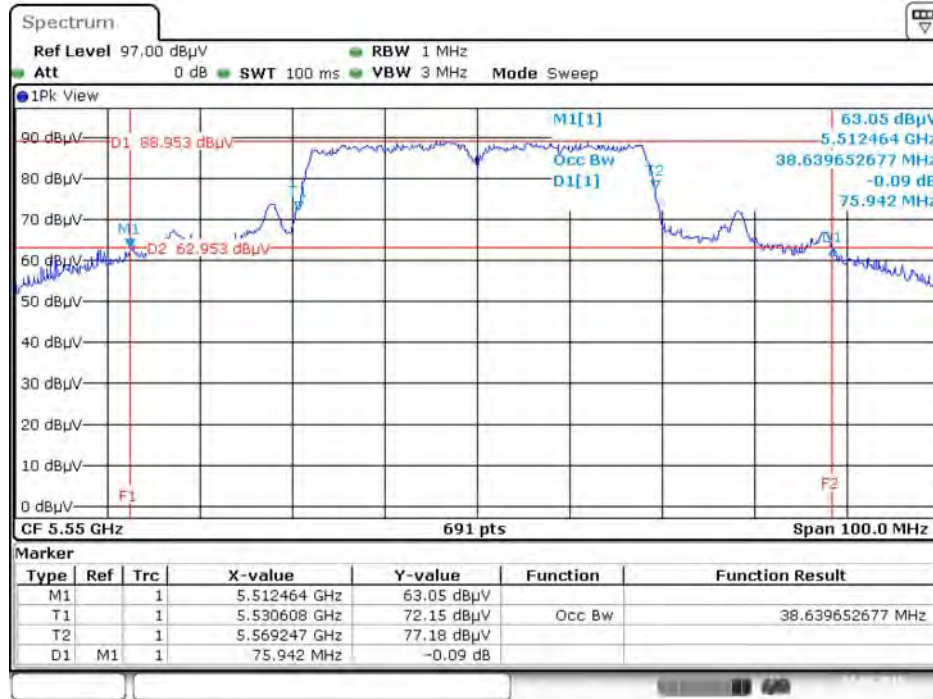
Date: 23.MAR 2015 21:22:46

26dB Bandwidth and 99% Occupied Bandwidth Plot on Configuration IEEE 802.11ac MCS0/Nss3VHT40 / Chain 1 + Chain 2 + Chain 3 / 5510 MHz



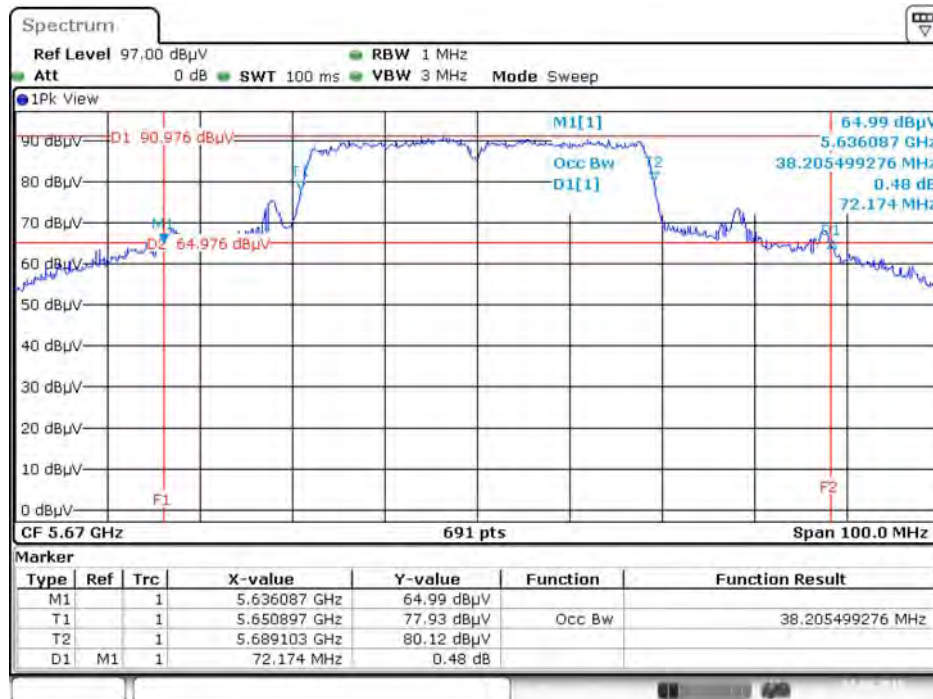
Date: 23.MAR 2015 21:23:39

26dB Bandwidth and 99% Occupied Bandwidth Plot on Configuration IEEE 802.11ac MCS0/Nss3 VHT40 / Chain 1 + Chain 2 + Chain 3 / 5550 MHz



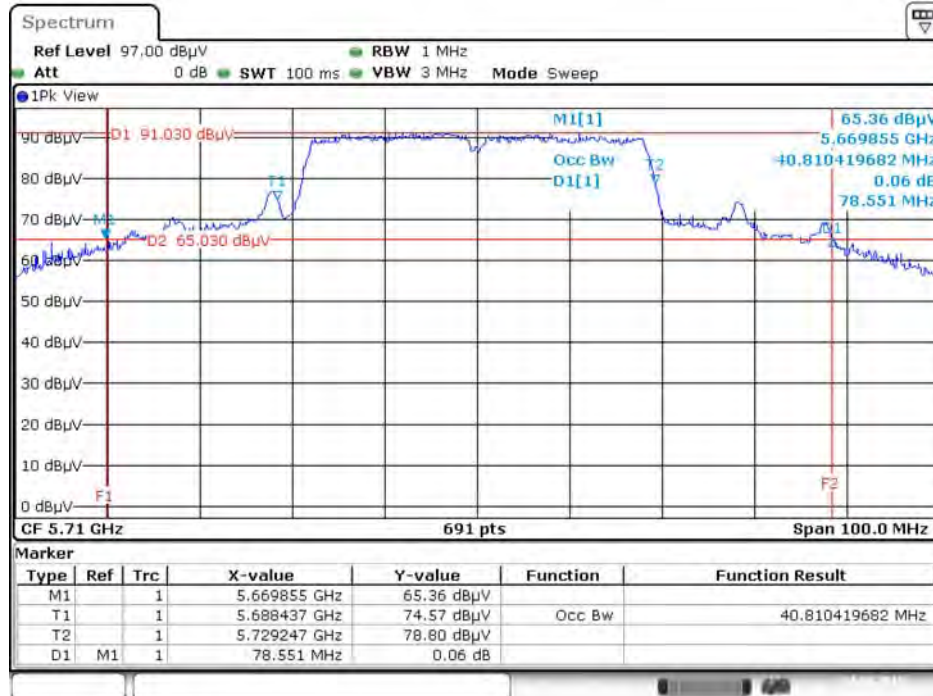
Date: 23.MAR 2015 21:24:03

26dB Bandwidth and 99% Occupied Bandwidth Plot on Configuration IEEE 802.11ac MCS0/Nss3 VHT40 / Chain 1 + Chain 2 + Chain 3 / 5670 MHz



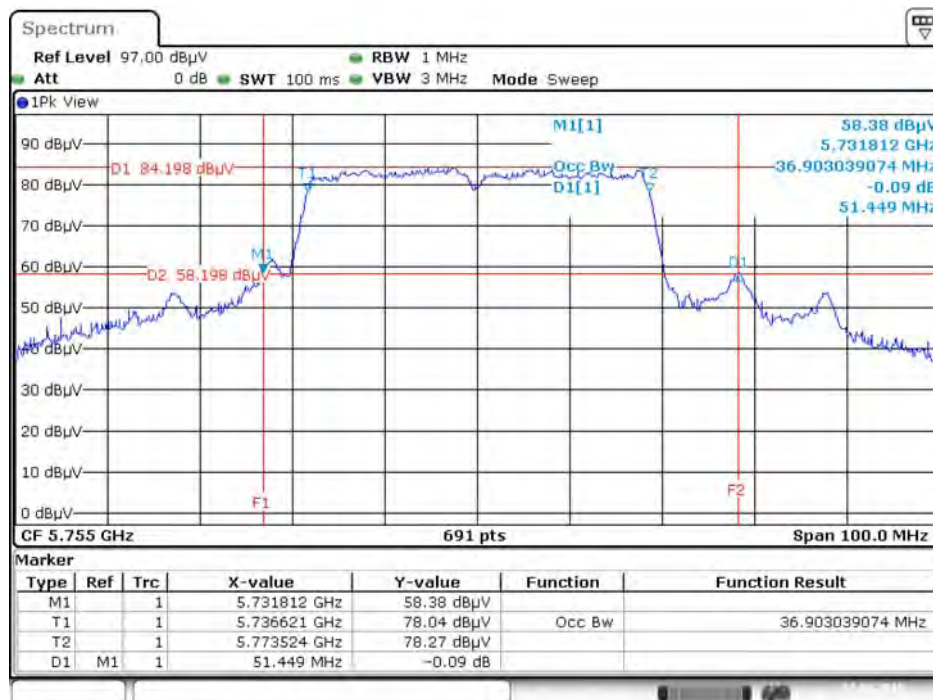
Date: 23.MAR 2015 21:24:48

26dB Bandwidth and 99% Occupied Bandwidth Plot on Configuration IEEE 802.11ac MCS0/Nss3 VHT40 / Chain 1 + Chain 2 + Chain 3 / 5710 MHz



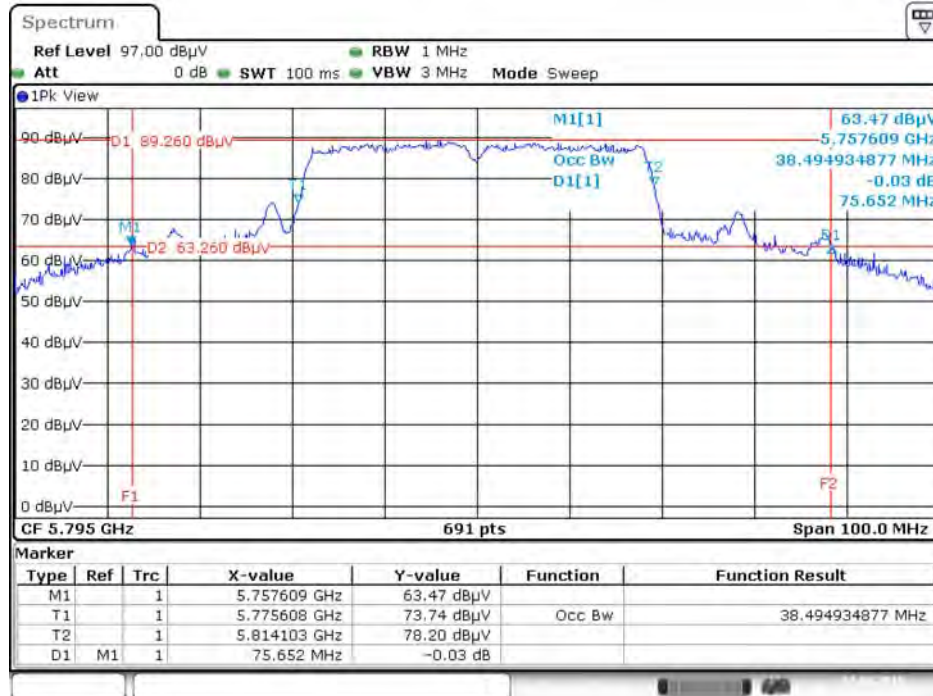
Date: 24.MAR 2015 02:21:42

26dB Bandwidth and 99% Occupied Bandwidth Plot on Configuration IEEE 802.11ac MCS0/Nss3 VHT40 / Chain 1 + Chain 2 + Chain 3 / 5755 MHz



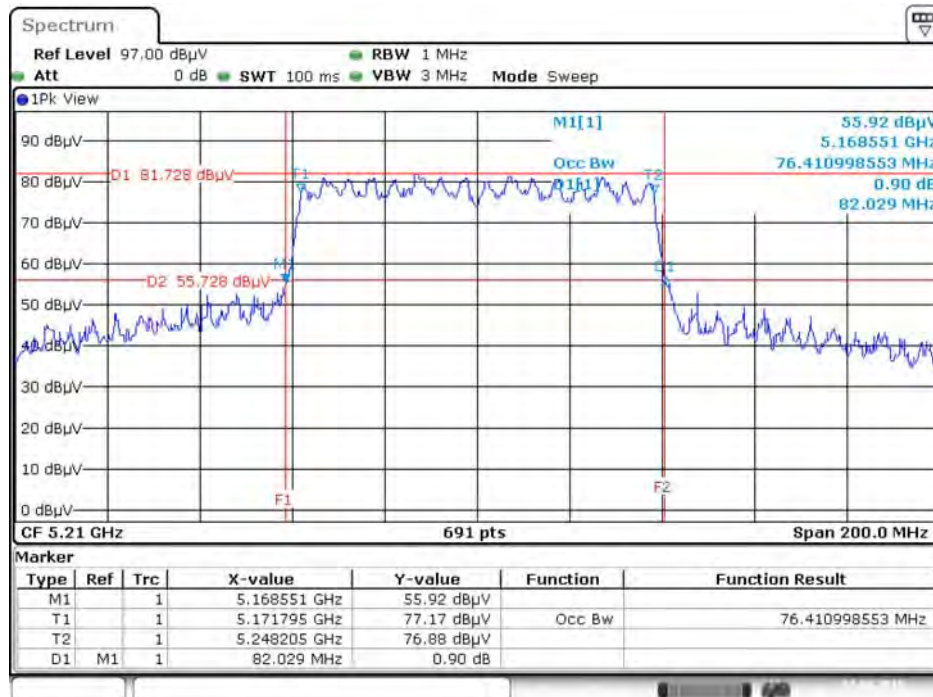
Date: 23.MAR 2015 21:25:42

26dB Bandwidth and 99% Occupied Bandwidth Plot on Configuration IEEE 802.11ac MCS0/Nss3 VHT40 / Chain 1 + Chain 2 + Chain 3 / 5795 MHz



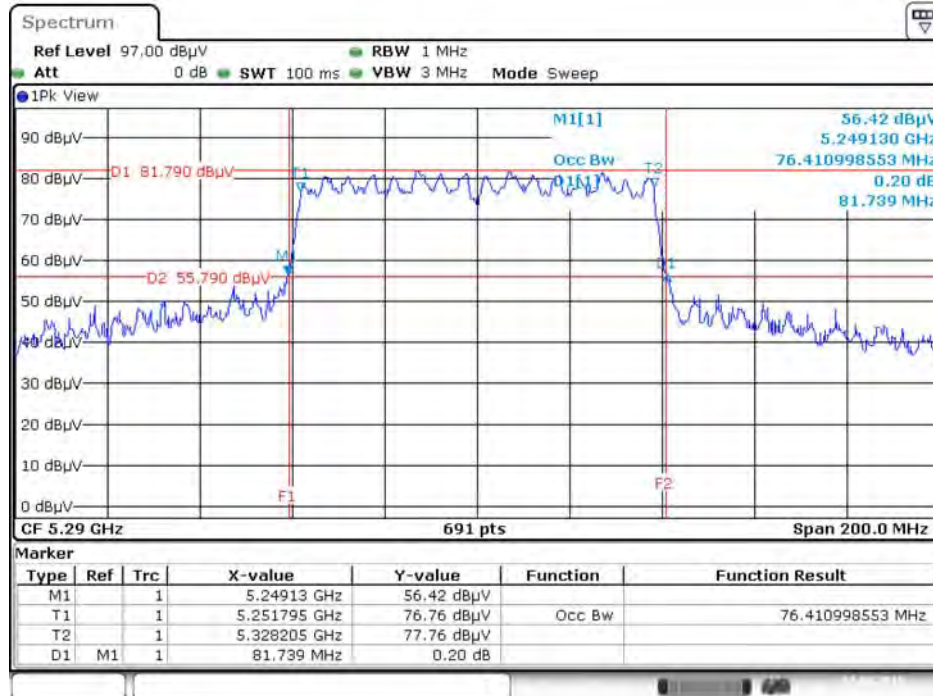
Date: 23.MAR 2015 21:26:11

26dB Bandwidth and 99% Occupied Bandwidth Plot on Configuration IEEE 802.11ac MCS0/Nss1 VHT80 / Chain 1 + Chain 2 + Chain 3 / 5210 MHz



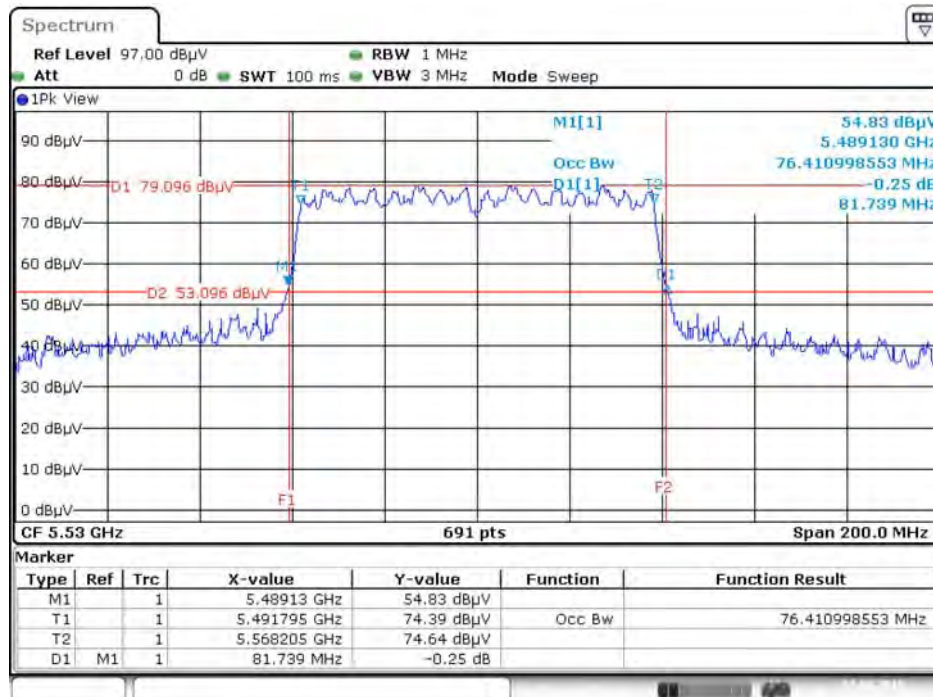
Date: 23.MAR 2015 20:39:22

26dB Bandwidth and 99% Occupied Bandwidth Plot on Configuration IEEE 802.11ac MCS0/Nss1 VHT80 / Chain 1 + Chain 2 + Chain 3 / 5290 MHz



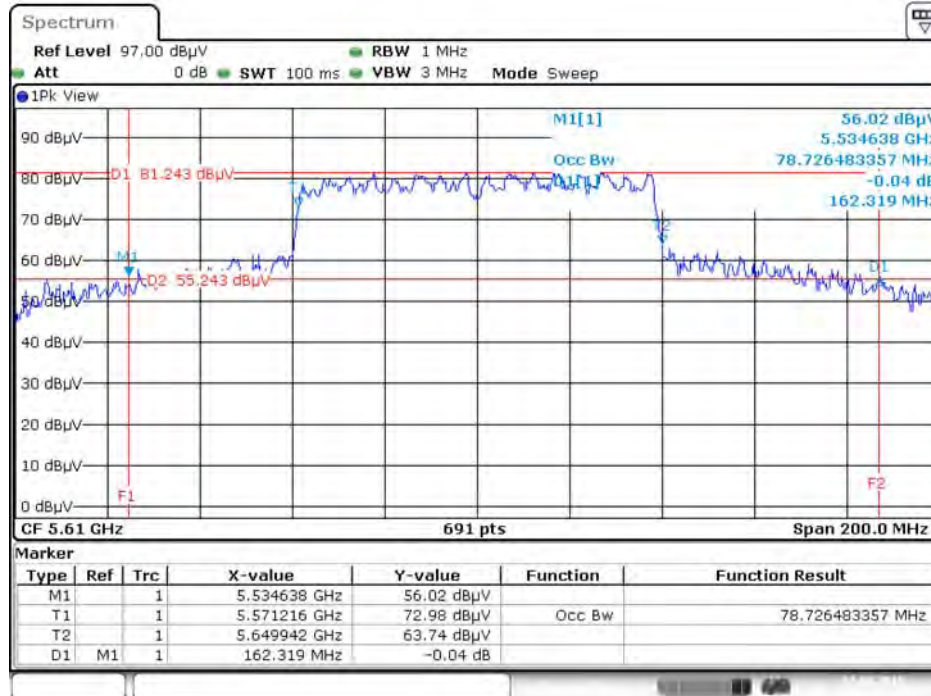
Date: 23.MAR 2015 20:50:38

26dB Bandwidth and 99% Occupied Bandwidth Plot on Configuration IEEE 802.11ac MCS0/Nss1 VHT80 / Chain 1 + Chain 2 + Chain 3 / 5530 MHz



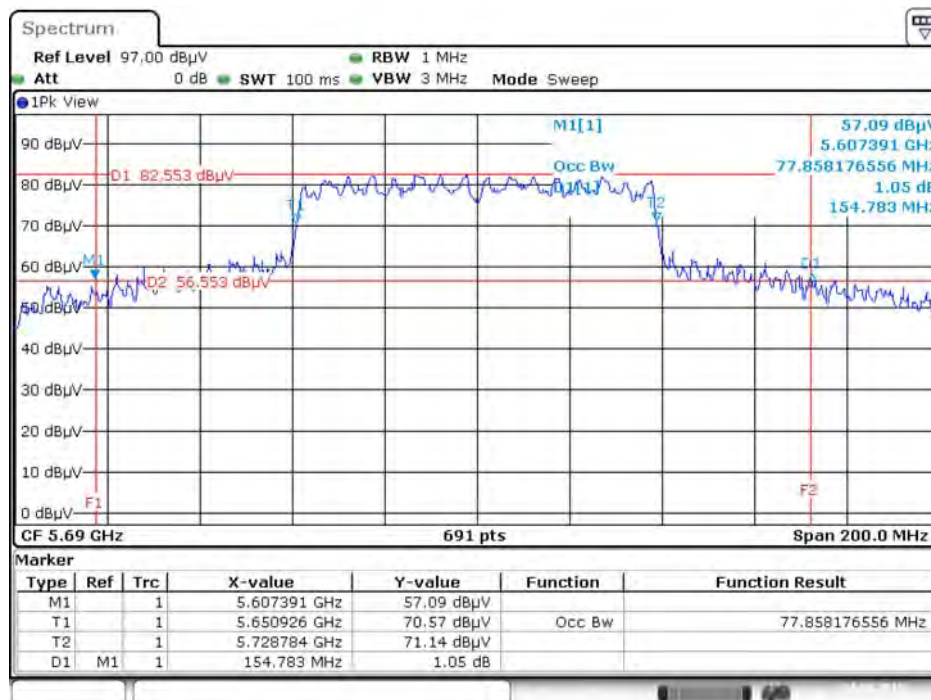
Date: 23.MAR 2015 20:51:18

26dB Bandwidth and 99% Occupied Bandwidth Plot on Configuration IEEE 802.11ac MCS0/Nss1 VHT80 / Chain 1 + Chain 2 + Chain 3 / 5610 MHz



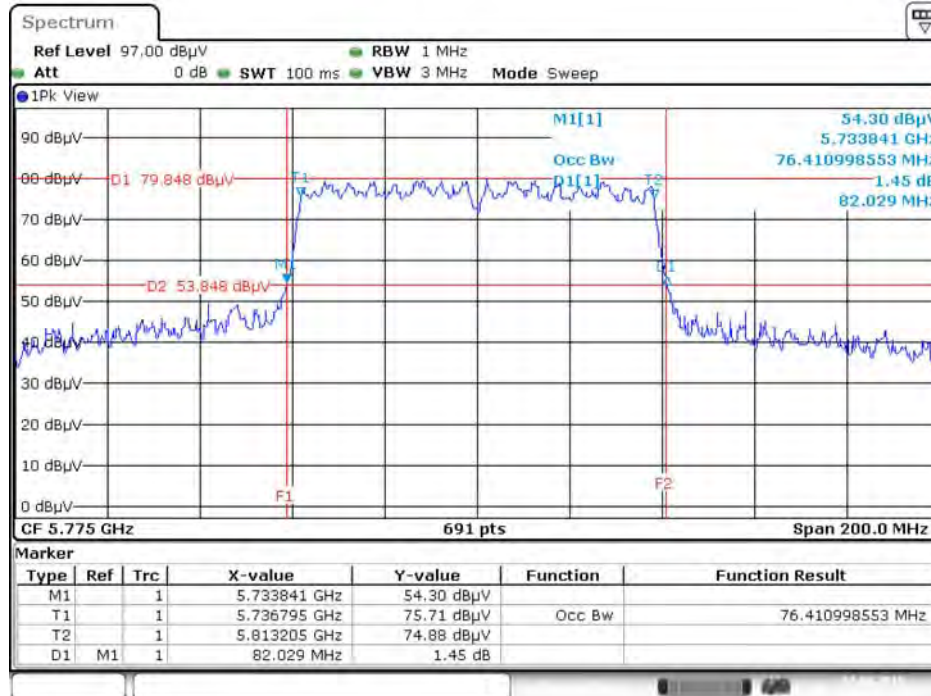
Date: 23.MAR 2015 20:55:10

26dB Bandwidth and 99% Occupied Bandwidth Plot on Configuration IEEE 802.11ac MCS0/Nss1 VHT80 / Chain 1 + Chain 2 + Chain 3 / 5690 MHz



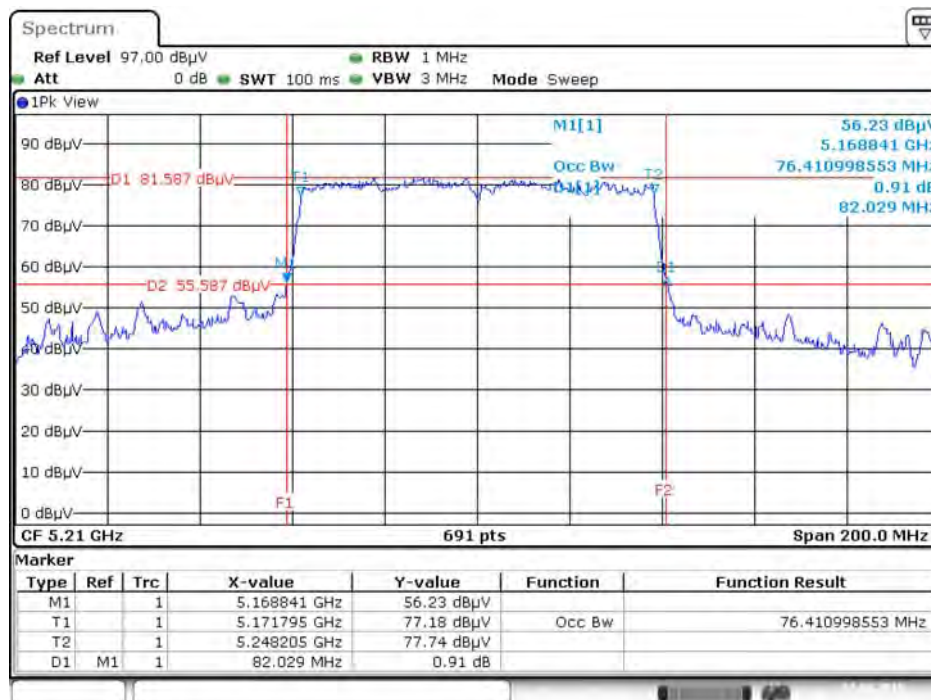
Date: 24.MAR 2015 02:18:15

26dB Bandwidth and 99% Occupied Bandwidth Plot on Configuration IEEE 802.11ac MCS0/Nss1 VHT80 / Chain 1 + Chain 2 + Chain 3 / 5775 MHz



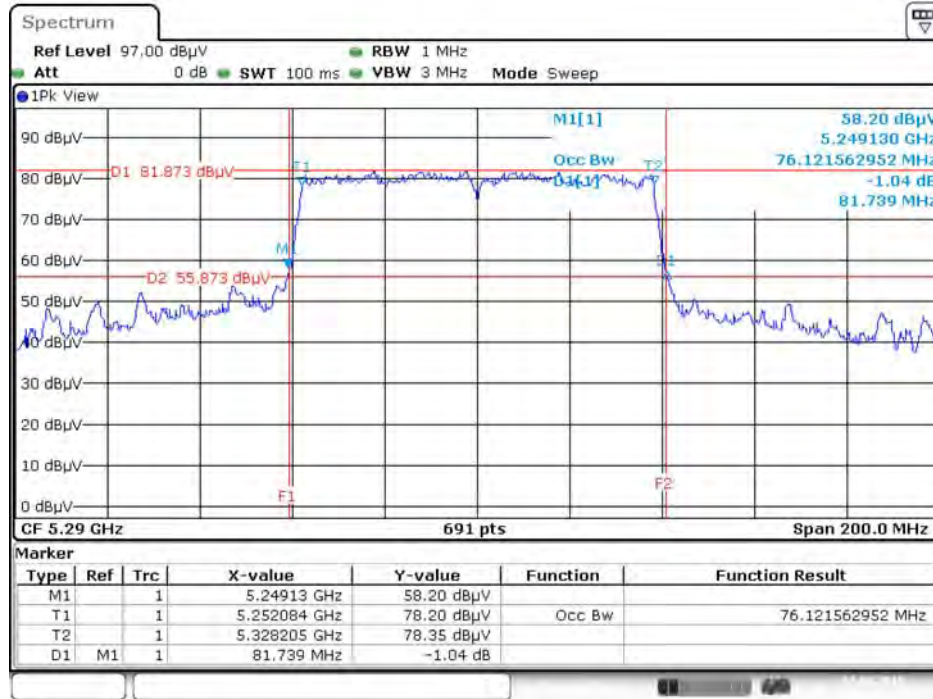
Date: 23.MAR.2015 20:57:25

26dB Bandwidth and 99% Occupied Bandwidth Plot on Configuration IEEE 802.11ac MCS0/Nss3 VHT80 / Chain 1 + Chain 2 + Chain 3 / 5210 MHz



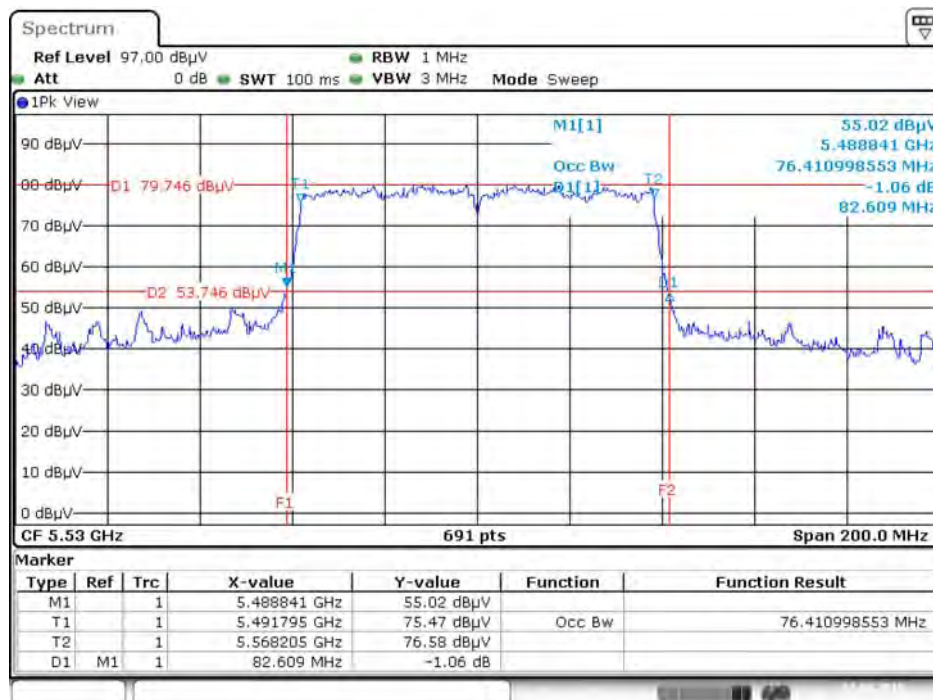
Date: 23.MAR.2015 21:27:47

26dB Bandwidth and 99% Occupied Bandwidth Plot on Configuration IEEE 802.11ac MCS0/Nss3 VHT80 / Chain 1 + Chain 2 + Chain 3 / 5290 MHz



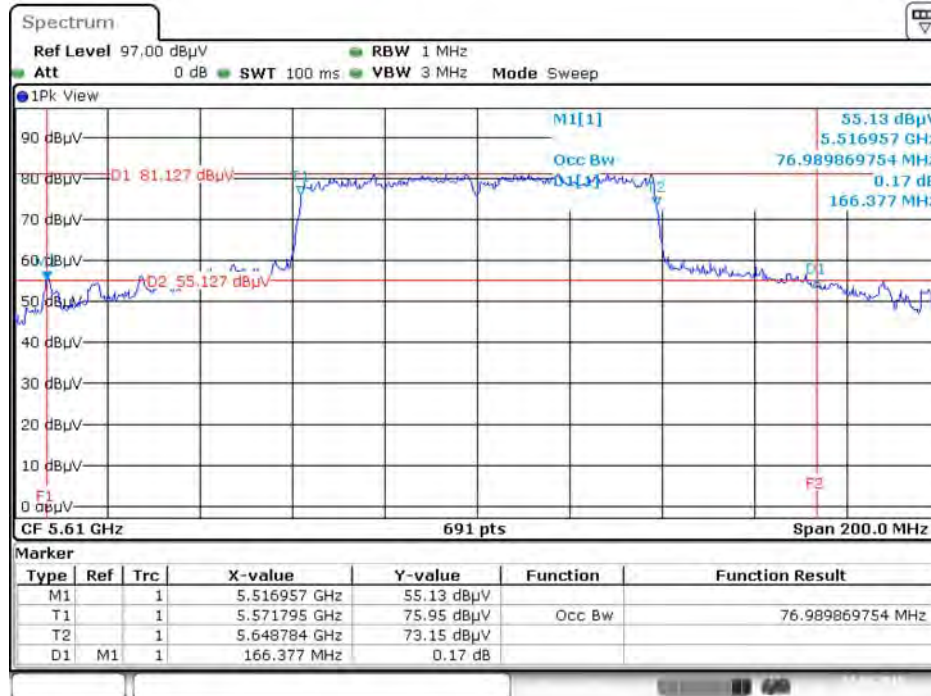
Date: 23.MAR 2015 21:28:37

26dB Bandwidth and 99% Occupied Bandwidth Plot on Configuration IEEE 802.11ac MCS0/Nss3 VHT80 / Chain 1 + Chain 2 + Chain 3 / 5530 MHz



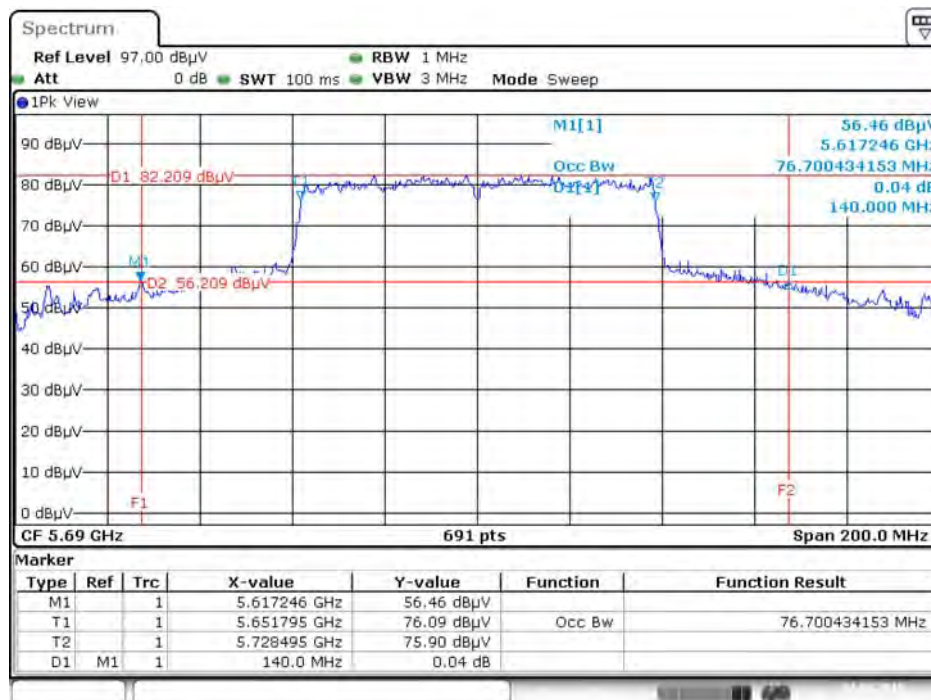
Date: 23.MAR 2015 21:29:00

26dB Bandwidth and 99% Occupied Bandwidth Plot on Configuration IEEE 802.11ac MCS0/Nss3 VHT80 / Chain 1 + Chain 2 + Chain 3 / 5610 MHz



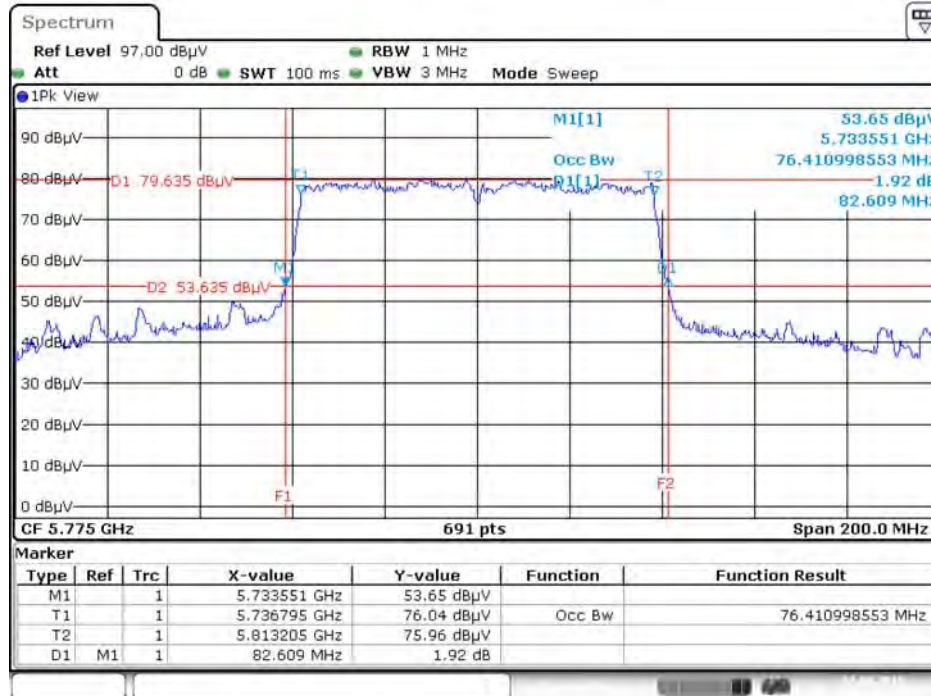
Date: 23.MAR 2015 21:30:14

26dB Bandwidth and 99% Occupied Bandwidth Plot on Configuration IEEE 802.11ac MCS0/Nss3 VHT80 / Chain 1 + Chain 2 + Chain 3 / 5690 MHz



Date: 24.MAR 2015 02:20:14

26dB Bandwidth and 99% Occupied Bandwidth Plot on Configuration IEEE 802.11ac MCS0/Nss3 VHT80 / Chain 1 + Chain 2 + Chain 3 / 5775 MHz



Date: 23.MAR 2015 21:31:15

4.2. 6dB Spectrum Bandwidth Measurement

4.2.1. Limit

For digital modulation systems, the minimum 6dB bandwidth shall be at least 500 kHz.

4.2.2. Measuring Instruments and Setting

Please refer to section 5 of equipments list in this report. The following table is the setting of spectrum analyzer.

6dB Spectrum Bandwidth	
Spectrum Parameters	Setting
Attenuation	Auto
Span Frequency	> 6dB Bandwidth
RBW	approximately 1% of the emission bandwidth
VBW	VBW > RBW
Detector	Peak
Trace	Max Hold
Sweep Time	Auto

4.2.3. Test Procedures

For Radiated 6dB Bandwidth Measurement:

1. The transmitter was radiated to the spectrum analyzer in peak hold mode.
2. Test was performed in accordance with KDB789033 D02 v01 for Compliance Testing of Unlicensed National Information Infrastructure (U-NII) Devices - section (C) Emission Bandwidth.
3. Multiple antenna system was performed in accordance with KDB662911 D01 v02r01 Emissions Testing of Transmitters with Multiple Outputs in the Same Band.
4. Measured the spectrum width with power higher than 6dB below carrier.

4.2.4. Test Setup Layout

For Radiated 6dB Bandwidth Measurement:

This test setup layout is the same as that shown in section 4.5.4.

4.2.5. Test Deviation

There is no deviation with the original standard.

4.2.6. EUT Operation during Test

The EUT was programmed to be in continuously transmitting mode.

4.2.7. Test Result of 6dB Spectrum Bandwidth

Temperature	25°C	Humidity	56%
Test Engineer	Mars Lin	Test Mode	Mode 1 (Ant. 1 Dipole antenna / 1dBi)

Mode	Frequency	6dB Bandwidth (MHz)	Min. Limit (kHz)	Test Result
802.11a	5745 MHz	11.71	500	Complies
	5785 MHz	11.94	500	Complies
	5825 MHz	12.00	500	Complies
802.11ac MCS0/Nss1 VHT20	5745 MHz	16.29	500	Complies
	5785 MHz	16.35	500	Complies
	5825 MHz	15.65	500	Complies
802.11ac MCS0/Nss3 VHT20	5745 MHz	15.71	500	Complies
	5785 MHz	15.07	500	Complies
	5825 MHz	16.29	500	Complies
802.11ac MCS0/Nss1 VHT40	5755 MHz	36.06	500	Complies
	5795 MHz	35.71	500	Complies
802.11ac MCS0/Nss3 VHT40	5755 MHz	35.48	500	Complies
	5795 MHz	35.48	500	Complies
802.11ac MCS0/Nss1 VHT80	5775 MHz	75.36	500	Complies
802.11ac MCS0/Nss3 VHT80	5775 MHz	75.36	500	Complies

Straddle Channel

Mode	Frequency	6dB BW (MHz)	6dB BW F2 (MHz)	UNII 3 BW (MHz)	Min. Limit (kHz)	Test Result
802.11a	5720 MHz	12.00	5728.10	3.10	500	Complies
802.11ac MCS0/Nss1 VHT20	5720 MHz	16.58	5728.05	3.05	500	Complies
802.11ac MCS0/Nss3 VHT20	5720 MHz	12.52	5728.06	3.06	500	Complies
802.11ac MCS0/Nss1 VHT40	5710 MHz	35.94	5727.76	2.76	500	Complies
802.11ac MCS0/Nss3 VHT40	5710 MHz	31.77	5727.83	2.83	500	Complies
802.11ac MCS0/Nss1 VHT80	5690 MHz	72.75	5727.53	2.53	500	Complies
802.11ac MCS0/Nss3 VHT80	5690 MHz	71.59	5727.49	2.49	500	Complies

Temperature	25°C	Humidity	56%
Test Engineer	Mars Lin	Test Mode	Mode 2 (Ant. 3 Omnidirectional antenna / 6.7dBi)

Mode	Frequency	6dB Bandwidth (MHz)	Min. Limit (kHz)	Test Result
802.11a	5745 MHz	11.71	500	Complies
	5785 MHz	11.36	500	Complies
	5825 MHz	12.00	500	Complies
802.11ac MCS0/Nss1 VHT20	5745 MHz	16.29	500	Complies
	5785 MHz	16.29	500	Complies
	5825 MHz	16.29	500	Complies
802.11ac MCS0/Nss3 VHT20	5745 MHz	16.58	500	Complies
	5785 MHz	17.22	500	Complies
	5825 MHz	15.71	500	Complies
802.11ac MCS0/Nss1 VHT40	5755 MHz	36.29	500	Complies
	5795 MHz	36.17	500	Complies
802.11ac MCS0/Nss3 VHT40	5755 MHz	35.48	500	Complies
	5795 MHz	35.48	500	Complies
802.11ac MCS0/Nss1 VHT80	5775 MHz	75.07	500	Complies
802.11ac MCS0/Nss3 VHT80	5775 MHz	75.36	500	Complies

Straddle Channel

Mode	Frequency	6dB BW (MHz)	6dB BW F2 (MHz)	UNII 3 BW (MHz)	Min. Limit (kHz)	Test Result
802.11a	5720 MHz	11.94	5728.12	3.12	500	Complies
802.11ac MCS0/Nss1 VHT20	5720 MHz	16.12	5727.54	2.54	500	Complies
802.11ac MCS0/Nss3 VHT20	5720 MHz	15.01	5728.06	3.06	500	Complies
802.11ac MCS0/Nss1 VHT40	5710 MHz	35.71	5727.43	2.43	500	Complies
802.11ac MCS0/Nss3 VHT40	5710 MHz	32.00	5727.83	2.83	500	Complies
802.11ac MCS0/Nss1 VHT80	5690 MHz	72.75	5727.53	2.53	500	Complies
802.11ac MCS0/Nss3 VHT80	5690 MHz	72.46	5727.25	2.25	500	Complies

Temperature	25°C	Humidity	56%
Test Engineer	Mars Lin	Test Mode	Mode 3 (Ant. 4 Panel antenna / 9.2dBi)

Mode	Frequency	6dB Bandwidth (MHz)	Min. Limit (kHz)	Test Result
802.11a	5745 MHz	11.94	500	Complies
	5785 MHz	12.00	500	Complies
	5825 MHz	11.94	500	Complies
802.11ac MCS0/Nss1 VHT20	5745 MHz	16.35	500	Complies
	5785 MHz	16.06	500	Complies
	5825 MHz	16.23	500	Complies
802.11ac MCS0/Nss3 VHT20	5745 MHz	16.70	500	Complies
	5785 MHz	16.06	500	Complies
	5825 MHz	15.42	500	Complies
802.11ac MCS0/Nss1 VHT40	5755 MHz	36.29	500	Complies
	5795 MHz	36.29	500	Complies
802.11ac MCS0/Nss3 VHT40	5755 MHz	35.48	500	Complies
	5795 MHz	35.48	500	Complies
802.11ac MCS0/Nss1 VHT80	5775 MHz	75.07	500	Complies
802.11ac MCS0/Nss3 VHT80	5775 MHz	75.36	500	Complies

Straddle Channel

Mode	Frequency	6dB BW (MHz)	6dB BW F2 (MHz)	UNII 3 BW (MHz)	Min. Limit (kHz)	Test Result
802.11a	5720 MHz	11.94	5728.10	3.10	500	Complies
802.11ac MCS0/Nss1 VHT20	5720 MHz	16.70	5727.82	2.81	500	Complies
802.11ac MCS0/Nss3 VHT20	5720 MHz	11.88	5728.06	3.06	500	Complies
802.11ac MCS0/Nss1 VHT40	5710 MHz	30.49	5727.47	2.47	500	Complies
802.11ac MCS0/Nss3 VHT40	5710 MHz	31.77	5727.83	2.83	500	Complies
802.11ac MCS0/Nss1 VHT80	5690 MHz	71.30	5727.47	2.47	500	Complies
802.11ac MCS0/Nss3 VHT80	5690 MHz	71.01	5727.25	2.25	500	Complies

Temperature	25°C	Humidity	56%
Test Engineer	Mars Lin	Test Mode	Mode 4 (Ant. 5 PCB antenna / 5.74dBi)

Mode	Frequency	6dB Bandwidth (MHz)	Min. Limit (kHz)	Test Result
802.11a	5745 MHz	11.71	500	Complies
	5785 MHz	12.00	500	Complies
	5825 MHz	12.00	500	Complies
802.11ac MCS0/Nss1 VHT20	5745 MHz	16.35	500	Complies
	5785 MHz	16.29	500	Complies
	5825 MHz	16.29	500	Complies
802.11ac MCS0/Nss3 VHT20	5745 MHz	16.29	500	Complies
	5785 MHz	15.13	500	Complies
	5825 MHz	16.29	500	Complies
802.11ac MCS0/Nss1 VHT40	5755 MHz	35.48	500	Complies
	5795 MHz	36.29	500	Complies
802.11ac MCS0/Nss3 VHT40	5755 MHz	35.48	500	Complies
	5795 MHz	35.48	500	Complies
802.11ac MCS0/Nss1 VHT80	5775 MHz	72.46	500	Complies
802.11ac MCS0/Nss3 VHT80	5775 MHz	75.36	500	Complies

Straddle Channel

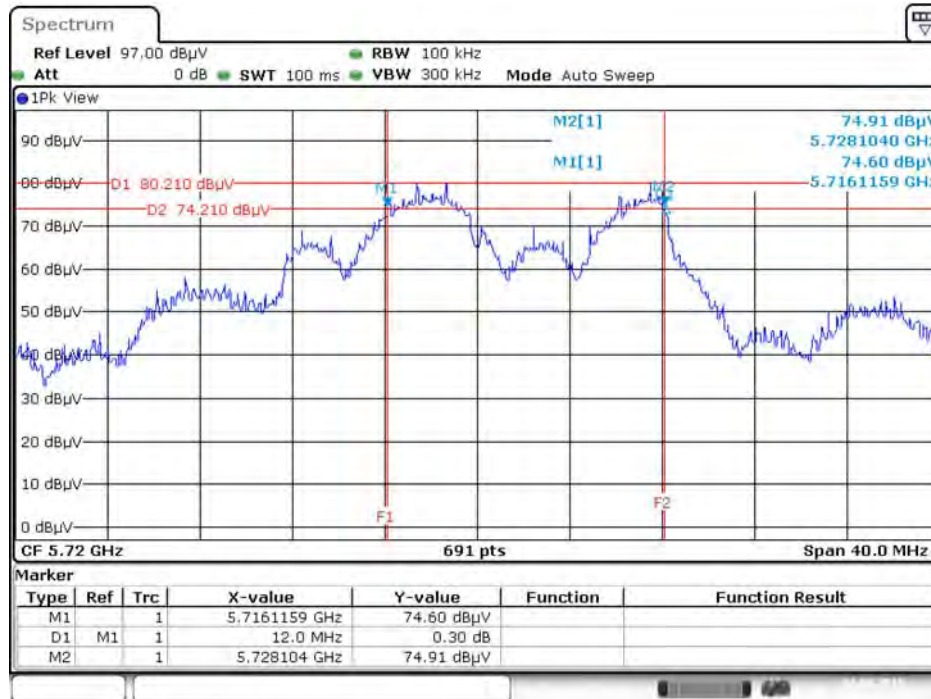
Mode	Frequency	6dB BW (MHz)	6dB BW F2 (MHz)	UNII 3 BW (MHz)	Min. Limit (kHz)	Test Result
802.11a	5720 MHz	12.00	5728.10	3.10	500	Complies
802.11ac MCS0/Nss1 VHT20	5720 MHz	16.35	5728.10	3.10	500	Complies
802.11ac MCS0/Nss3 VHT20	5720 MHz	15.01	5728.06	3.06	500	Complies
802.11ac MCS0/Nss1 VHT40	5710 MHz	32.00	5728.10	3.10	500	Complies
802.11ac MCS0/Nss3 VHT40	5710 MHz	32.00	5728.06	3.06	500	Complies
802.11ac MCS0/Nss1 VHT80	5690 MHz	72.75	5727.53	2.53	500	Complies
802.11ac MCS0/Nss3 VHT80	5690 MHz	71.59	5727.49	2.49	500	Complies

Note: All the test values were listed in the report.

For plots, only the channel with worse result was shown.

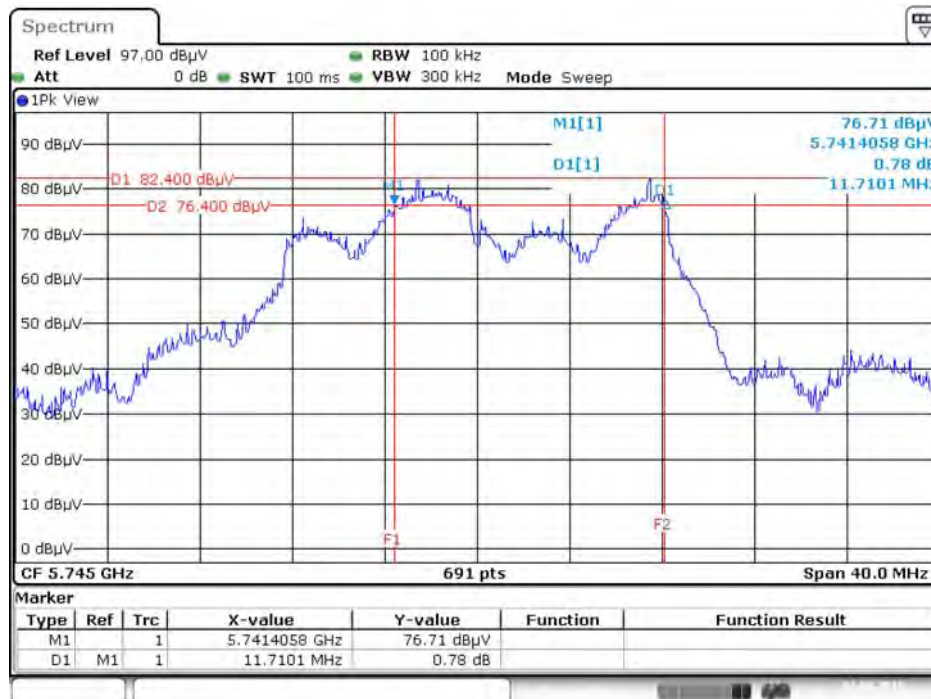
Mode 1 (Ant. 1 Dipole antenna / 1dBi)

6 dB Bandwidth Plot on Configuration IEEE 802.11a / Chain 1 + Chain 2 + Chain 3 / 5720 MHz



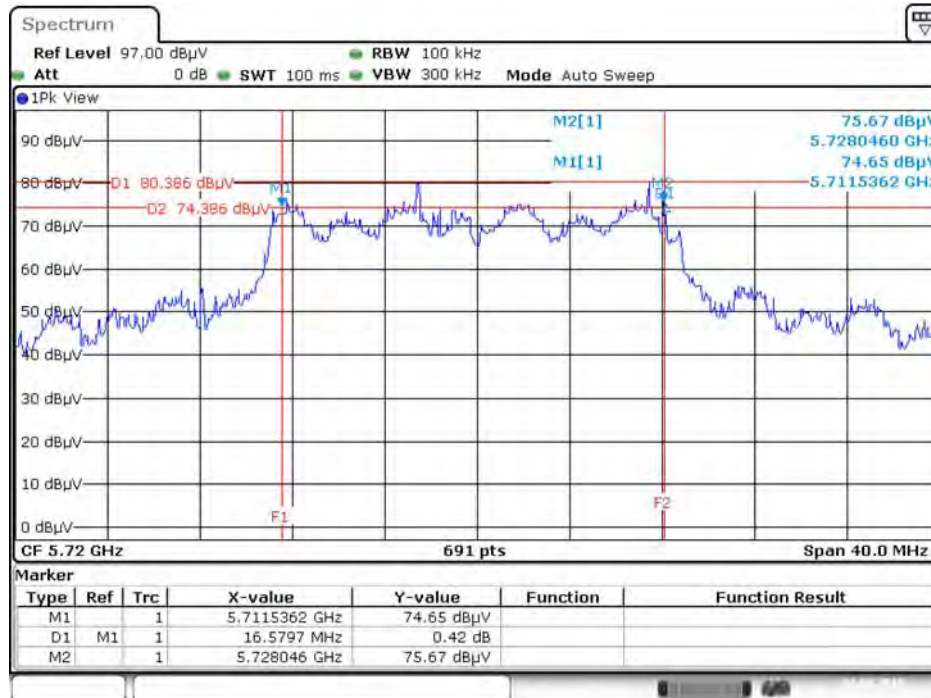
Date: 24.MAR.2015 20:34:01

6 dB Bandwidth Plot on Configuration IEEE 802.11a / Chain 1 + Chain 2 + Chain 3 / 5745 MHz



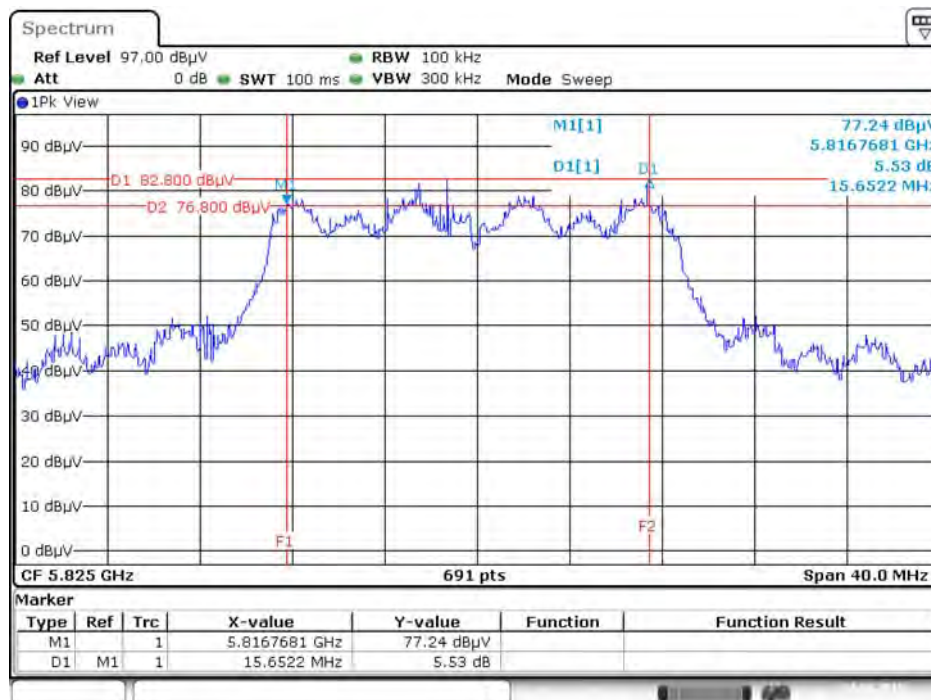
Date: 24.MAR.2015 02:06:13

6 dB Bandwidth Plot on Configuration IEEE 802.11ac MCS0/Nss1 VHT20 / Chain 1 + Chain 2 + Chain 3 / 5720 MHz



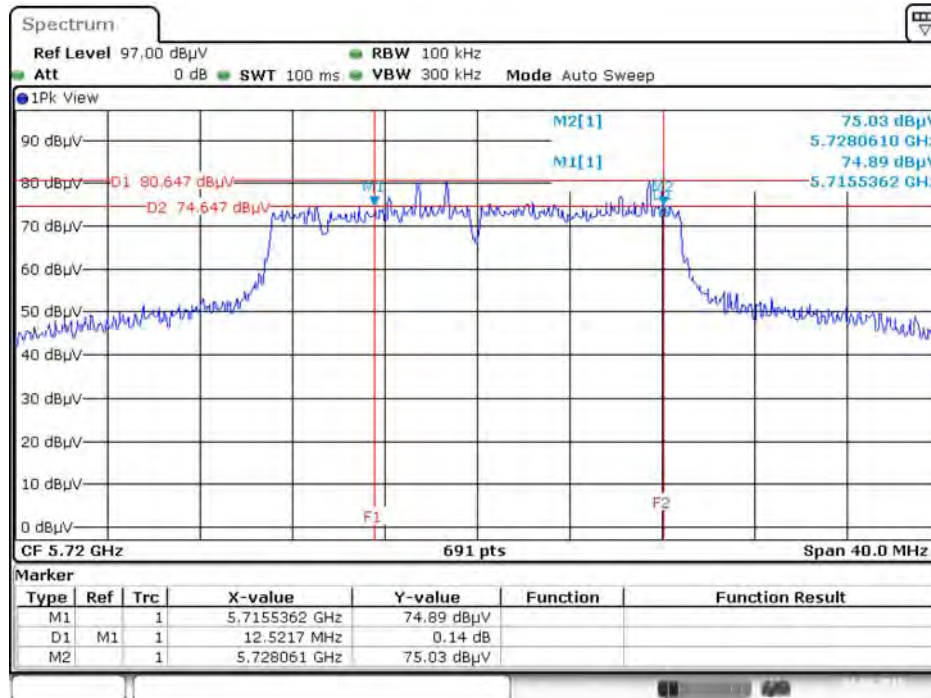
Date: 24.MAR.2015 20:33:11

6 dB Bandwidth Plot on Configuration IEEE 802.11ac MCS0/Nss1 VHT20 / Chain 1 + Chain 2 + Chain 3 / 5825 MHz



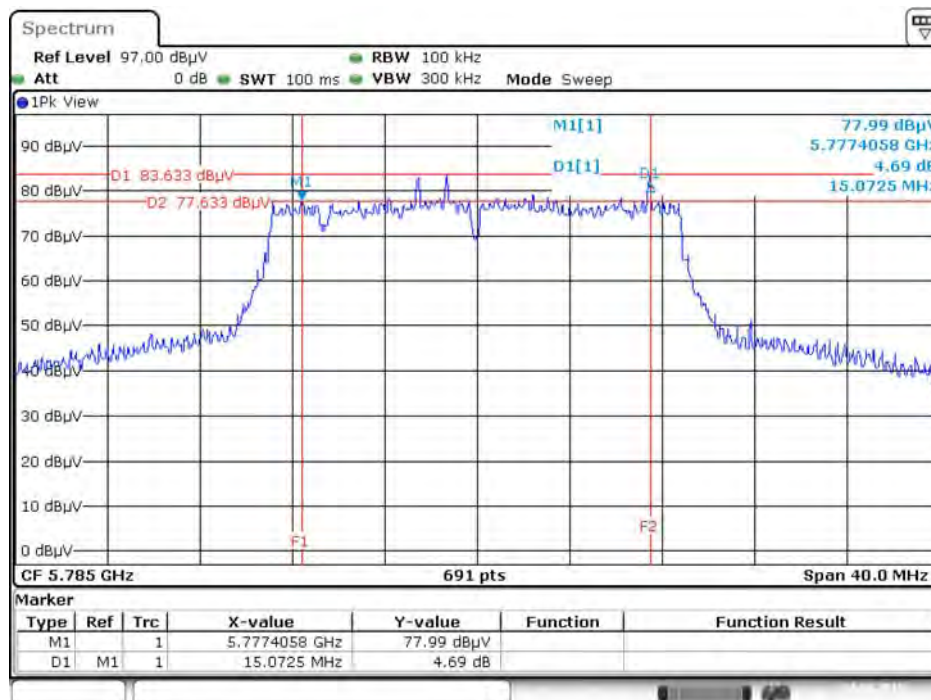
Date: 24.MAR.2015 02:05:31

6 dB Bandwidth Plot on Configuration IEEE 802.11ac MCS0/Nss3 VHT20 / Chain 1 + Chain 2 + Chain 3 / 5720 MHz



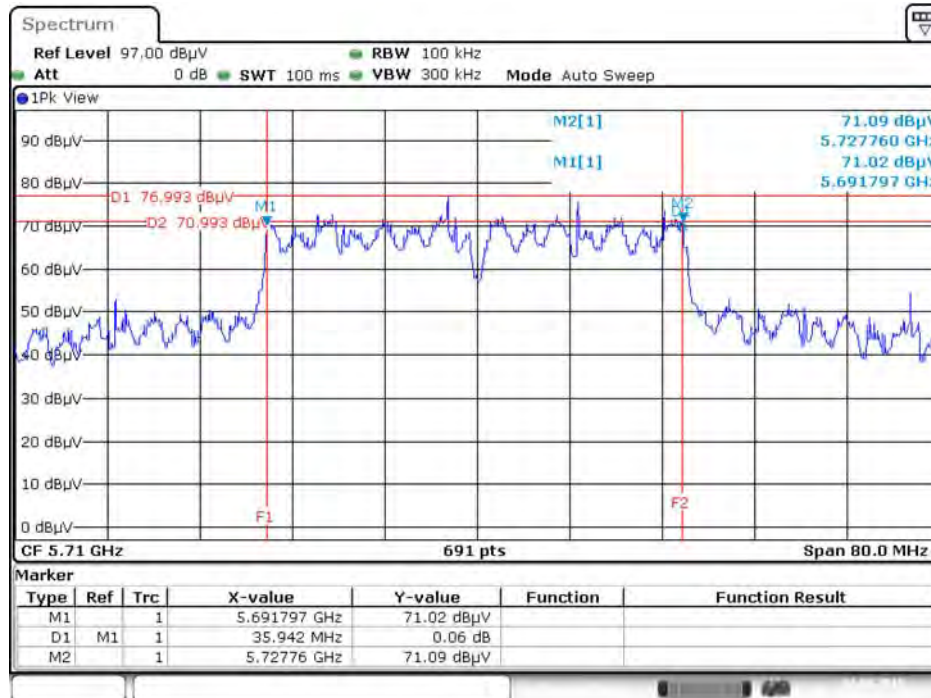
Date: 24.MAR.2015 20:57:52

6 dB Bandwidth Plot on Configuration IEEE 802.11ac MCS0/Nss3 VHT20 / Chain 1 + Chain 2 + Chain 3 / 5785 MHz



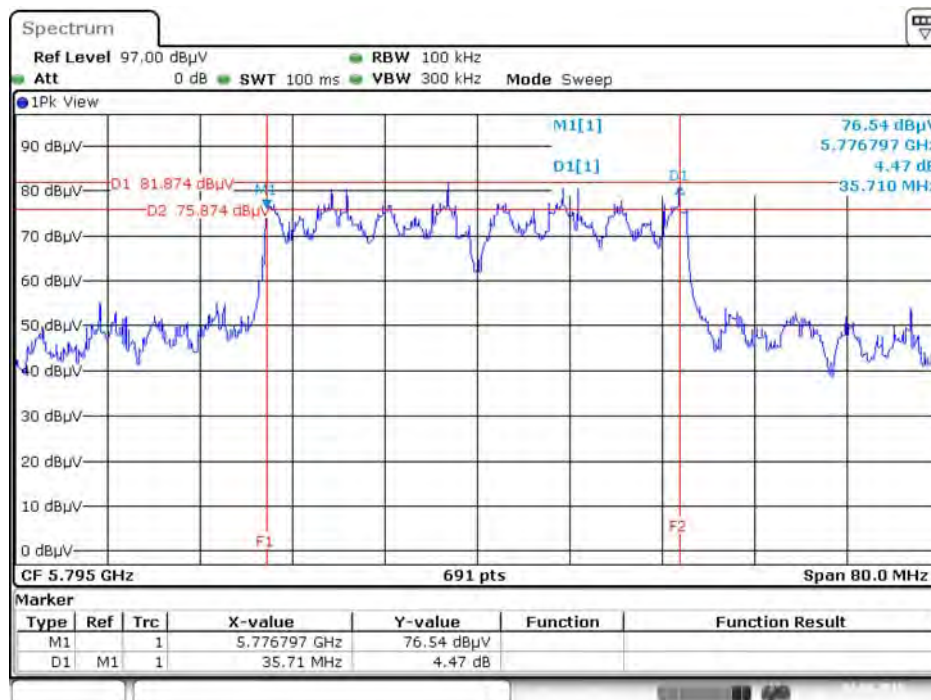
Date: 24.MAR.2015 02:00:39

6 dB Bandwidth Plot on Configuration IEEE 802.11ac MCS0/Nss1 VHT40 / Chain 1 + Chain 2 + Chain 3 / 5710 MHz



Date: 24.MAR.2015 20:32:18

6 dB Bandwidth Plot on Configuration IEEE 802.11ac MCS0/Nss1 VHT40 / Chain 1 + Chain 2 + Chain 3 / 5795 MHz



Date: 24.MAR.2015 02:04:27