

Appendix D. Photographs of EUT and Setup

The setup photographs for SAR testing are shown as follows.

FCC SAR Test Report

<Photographs of EUT>

Laptop Mode



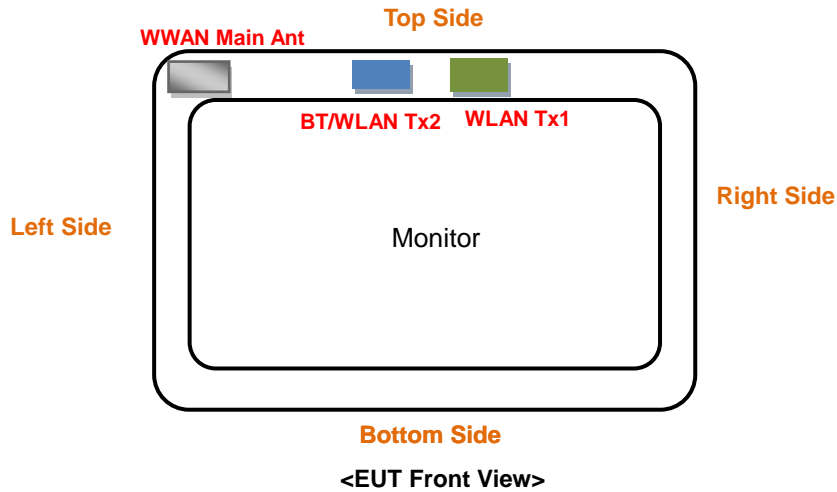
Tablet Mode



FCC SAR Test Report

<Antenna Location>

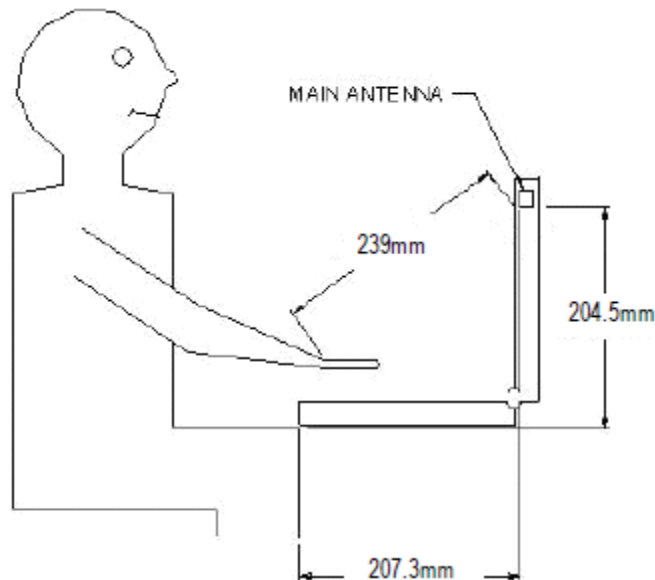
Tablet Mode



The separation distance for antenna to edge:

Antenna	To Top Side (mm)	To Bottom Side (mm)	To Left Side (mm)	To Right Side (mm)
WLAN Tx1	4	204.5	211.6	55
BT / WLAN Tx2	4	204.5	65	205.6
WWAN Main Tx Ant	4	204.5	10	243.8


Laptop Mode



<Right Side View>

FCC SAR Test Report

<Photographs of SAR Setup>



Body – Top Side of EUT at 0 mm



Body - Rear Face of EUT at 0 mm



Body - Left Side of EUT at 0 mm



FCC SAR Test Report



Body - Top of Panel of EUT at 25 mm



Body - Left of Panel of EUT at 25 mm



Body - Back of Panel of EUT at 25 mm