

# TEST REPORT

EUT Description	<b>Convertible PC</b>
Brand Name	<b>HP</b>
Model Name	<b>HSN-I55C</b>
FCC/IC ID	<b>FCC ID: B94HNI55CKL; IC ID: 21374-FM350GL</b>
Date of Test Start/End	<b>2022-03-30 / 2022-07-13</b>
Features	<b>WWAN (LTE,UMTS,NR-5G)</b> (see section 5)

Applicant	<b>HP Inc.</b>
Address	<b>1501 Page Mill Road, Palo Alto CA 94304 USA</b>
Contact Person	<b>Sam Lin</b>
Telephone/Fax/ Email	<b>(TEL) +886 2 37896331 / (Email) sam.lin2@hp.com</b>

Reference Standards	<b>FCC CFR Title 47 Part 2, 22, 24, 27, 90, 96</b> <b>RSS-Gen issue 5 A1, RSS 130 issue 2, RSS 132 issue 3, RSS 133 issue 6 A1,</b> <b>RSS 140 issue 1, RSS 139 issue 3, RSS-192 issue 4, RSS-195 issue 2, RSS</b> <b>199 issue 3, RSS 197 issue 1</b> (see section 1)
---------------------	--

Test Report identification	<b>220316-05.TR05</b>
Revision Control	<b>Rev. 02</b> <b>This test report revision replaces any previous test report revision</b> (see section 8)

The test results relate only to the samples tested.  
 Reference to accreditation shall be used only by full reproduction of test report.

Issued by \_\_\_\_\_

Reviewed by \_\_\_\_\_

**Khodor RIDA**  
 (RF Test Engineer Lead)

**Zayd OUACHICHA**  
 (Technical Manager)

# Table of Contents

---

<b>1. Standards, reference documents and applicable test methods .....</b>	<b>3</b>
<b>2. General conditions, competences and guarantees .....</b>	<b>3</b>
<b>3. Environmental Conditions .....</b>	<b>4</b>
<b>4. Test samples .....</b>	<b>5</b>
<b>5. EUT Features .....</b>	<b>5</b>
<b>6. Remarks and comments .....</b>	<b>8</b>
<b>7. Test Verdicts summary .....</b>	<b>9</b>
<b>8. Document Revision History .....</b>	<b>11</b>
<b>Annex A. Test &amp; System Description .....</b>	<b>12</b>
A.1 MEASUREMENT SYSTEM.....	12
A.2 TEST EQUIPMENT LIST .....	14
A.3 MEASUREMENT UNCERTAINTY EVALUATION .....	15
<b>Annex B. Test Results .....</b>	<b>16</b>
B.1 RADIATED SPURIOUS EMISSION .....	16
<b>Annex C. Photographs .....</b>	<b>38</b>
C.1 RADIATED TEST SETUP .....	38
C.2 TEST SAMPLE .....	39

## 1. Standards, reference documents and applicable test methods

FCC	<ol style="list-style-type: none"> <li>1. FCC Title 47 CFR part 2 - Subpart J - Equipment Authorization Procedures. 2020-10-01 Edition</li> <li>2. FCC Title 47 CFR part 22 - Subpart H - Cellular Radiotelephone Service. 2020-10-01 Edition</li> <li>3. FCC Title 47 CFR part 24 – Subpart E - Broadband PCS. 2020-10-01 Edition</li> <li>4. FCC Title 47 CFR part 27 – Subpart C - Technical Standards. 2020-10-01 Edition</li> <li>5. FCC Title 47 CFR part 27 – Subpart L - 1695-1710, 1710-1755 MHz, 1755-1780 MHz, 2110-2155 MHz, 2155-2180 MHz, 2180-2200 MHz Bands. 2020-10-01 Edition</li> <li>6. FCC Title 47 CFR Part 90 - Subpart R - Regulations governing the licensing and use of frequencies in the 763-775 and 793-805 MHz bands. 2020-10-01 Edition</li> <li>7. FCC Title 47 CFR Part 90 - Subpart S - Regulations governing licensing and use of frequencies in the 806-824, 851-869, 896-901, and 935-940 MHz bands. 2020-10-01 Edition</li> <li>8. FCC Title 47 CFR Part 96 - Subpart E - Technical rules. 2020-10-01 Edition</li> <li>9. FCC OET KDB 971168 D01 v03r01 Measurement guidance for certification of licensed digital transmitters.</li> <li>10. FCC OET KDB 842590 D01 v01r01 Upper Microwave Flexible Use Service.</li> <li>11. C63.26-2015 - IEEE/ANSI Standard for Compliance Testing of Transmitters Used in Licensed Radio Services</li> </ol>
ISED	<ol style="list-style-type: none"> <li>1. ISED RSS-Gen issue 5 A1 - General Requirements for Compliance of Radio Apparatus.</li> <li>2. ISED RSS-130 issue 2 - Equipment Operating in the Frequency Bands 617-652 MHz, 663-698 MHz, 698-756 MHz and 777-787 MHz</li> <li>3. ISED RSS 132 issue 3 - Cellular Telephone Systems Operating in the Bands 824-849 MHz and 869-894 MHz</li> <li>4. ISED RSS 133 issue 6 A1 - 2 GHz Personal Communications Services.</li> <li>5. ISED SRSP-510 — Technical Requirements for Personal Communications Services (PCS) in the Bands 1850-1915 MHz and 1930-1995 MHz</li> <li>6. ISED RSS 139 issue 3 - Advanced Wireless Services (AWS) Equipment Operating in the Bands 1710-1780 MHz and 2110-2180 MHz</li> <li>7. ISED RSS-140 issue 1 - Equipment Operating in the Public Safety Broadband Frequency Bands 758-768 MHz and 788-798 MHz</li> <li>8. ISED RSS-192 issue 4 - Flexible Use Broadband Equipment Operating in the Band 3450-3650 MHz</li> <li>9. ISED RSS-195 issue 2 - Wireless Communication Service (WCS) Equipment Operating in the Bands 2305-2320 MHz and 2345-2360 MHz</li> <li>10. ISED RSS-199 issue 3 - Broadband Radio Services (BRS) Equipment Operating in the Bands 2500-2690 MHz</li> <li>11. ISED RSS-197 issue 1 - Wireless Broadband Access Equipment Operating in the Band 3650–3700 MHz</li> <li>12. FCC OET KDB 971168 D01 v03r01 Measurement guidance for certification of licensed digital transmitters.</li> <li>13. FCC OET KDB 842590 D01 v01r01 Upper Microwave Flexible Use Service.</li> <li>14. C63.26-2015 - IEEE/ANSI Standard for Compliance Testing of Transmitters Used in Licensed Radio Services</li> </ol>

## 2. General conditions, competences and guarantees

- ✓ Tests performed under FCC standards identified in section 1 are covered by A2LA accreditation.
- ✓ Tests performed under ISED standards identified in section 1 are covered by Cofrac accreditation.
- ✓ Intel Corporation SAS Wireless RF Lab (Intel WRF Lab) is an ISO/IEC 17025:2017 laboratory accredited by the American Association for Laboratory Accreditation (A2LA) with the certificate number 3478.01.
- ✓ Intel Corporation SAS Wireless RF Lab (Intel WRF Lab) is an Accredited Test Firm recognized by the FCC, with Designation Number FR0011.
- ✓ Intel Corporation SAS Wireless RF Lab (Intel WRF Lab) is an ISO/IEC 17025:2017 testing laboratory accredited by the French Committee for Accreditation (Cofrac) with the certificate number 1-6736.
- ✓ Intel Corporation SAS Wireless RF Lab (Intel WRF Lab) is a Registered Test Site listed by ISED, with ISED #1000Y.
- ✓ Intel WRF Lab only provides testing services and is committed to providing reliable, unbiased test results and interpretations.
- ✓ Intel WRF Lab is liable to the client for the maintenance of the confidentiality of all information related to the item under test and the results of the test.
- ✓ Intel WRF Lab has developed calibration and proficiency programs for its measurement equipment to ensure correlated and reliable results to its customers.
- ✓ This report is only referred to the item that has undergone the test.
- ✓ This report does not imply an approval of the product by the Certification Bodies or competent Authorities.

### 3. Environmental Conditions

- ✓ At the site where the measurements were performed the following limits were not exceeded during the tests:

Temperature	22.0°C ± 3.2°C
Humidity	40.6% ± 12.9%

#### 4. Test samples

Sample	Control #	Description	Model	Serial #	Date of receipt	Note
#01	220316-05.S01	Convertible PC	HSN-I55C	00027705FW	21/03/2022	N/A
#02	220316-05.S02	Convertible PC	HSN-I55C	00027705FT	21/03/2022	N/A

#### 5. EUT Features

The herein information is provided by the customer.

Intel WRF Lab declines any responsibility for the accuracy of the stated customer provided information, especially if it has any impact on the correctness of test results presented in this report.

Brand Name	HP							
Model Name	HSN-I55C							
Prototype / Production	Production							
Supported Radios	<b>Mode</b>	<b>Bands</b>	<b>Supported Tx Mode</b>					
			WCDMA	HSDPA	HSUPA	DC-HSDPA		
	WCDMA / HSPA+	FDD II (1850.0 – 1910.0 MHz)	✓	✓	✓	✓		
		FDD IV (1710.0 – 1755.0 MHz)	✓	✓	✓	✓		
		FDD V (824.0 – 849.0 MHz)	✓	✓	✓	✓		
	<b>Mode</b>	<b>Bands</b>	<b>Supported Channel Bandwidth (MHz)</b>					
			1.4	3	5	10	15	20
	LTE FDD	Band 2 (1850.0 – 1910.0 MHz)	✓	✓	✓	✓	✓	✓
		Band 4 (1710.0 – 1755.0 MHz)	✓	✓	✓	✓	✓	✓
		Band 5 (824.0 – 849.0 MHz)	✓	✓	✓	✓		
		Band 7 (2500.0 – 2570.0 MHz)			✓	✓	✓	✓
		Band 12 (699.0 – 716.0 MHz)	✓	✓	✓	✓		
		Band 13 (777.0 – 787.0 MHz)			✓	✓		
		Band 14 (788.0 – 798.0 MHz)			✓	✓		
		Band 17 (704.0 – 716.0 MHz)			✓	✓		
		Band 25 (1850.0 – 1915.0 MHz)		✓	✓	✓	✓	✓
		Band 26 (814.0 – 849.0 MHz)	✓	✓	✓	✓	✓	
		Band 30 (2305.0 – 2315.0 MHz)			✓	✓		
	Band 66 (1710.0 – 1780.0 MHz)	✓	✓	✓	✓	✓	✓	
	Band 71 (663.0 – 698.0 MHz)			✓	✓	✓	✓	
LTE TDD	Band 38 (2570.0 – 2620.0 MHz)			✓	✓	✓	✓	
	Band 41 (2496.0 – 2690.0 MHz)			✓	✓	✓	✓	
	Band 48 (3550.0 – 3700.0MHz)			✓	✓	✓	✓	

Mode	Bands	Modulation	SCS (KHz)	Supported Channel Bandwidth (MHz)												
				5	10	15	20	25	30	40	50	60	70	80	90	100
				<b>NR-5G</b>												
	<b>N2 FDD (1850.0 – 1910.0 MHz)</b>	PI/2 BPSK QPSK 16QAM 64QAM 256QAM	15 30	✓	✓	✓	✓									
	<b>N5 FDD (824.0 – 849.0 MHz)</b>	PI/2 BPSK QPSK 16QAM 64QAM 256QAM	15 30	✓	✓	✓	✓									
	<b>N7 FDD (2500.0 – 2570.0 MHz)</b>	PI/2 BPSK QPSK 16QAM 64QAM 256QAM	15 30	✓	✓	✓	✓									
	<b>N25 FDD (1850.0 – 1915 MHz)</b>	PI/2 BPSK QPSK 16QAM 64QAM 256QAM	15 30	✓	✓	✓	✓									
	<b>N30 FDD (2305.0 – 2315.0 MHz)</b>	PI/2 BPSK QPSK 16QAM 64QAM 256QAM	15 30	✓	✓	✓										
	<b>N38 TDD (2570.0 – 2620.0 MHz)</b>	PI/2 BPSK QPSK 16QAM 64QAM 256QAM	15 30	✓	✓	✓	✓									
	<b>N41 TDD (2496.0 – 2690.0 MHz)</b>	PI/2 BPSK QPSK 16QAM 64QAM 256QAM	15 30		✓	✓	✓			✓	✓	✓		✓	✓	✓
	<b>N66 FDD (1710.0 – 1780.0 MHz)</b>	PI/2 BPSK QPSK 16QAM 64QAM 256QAM	15 30	✓	✓	✓	✓			✓						
	<b>N71 FDD (663.0 – 698.0 MHz)</b>	PI/2 BPSK QPSK 16QAM 64QAM 256QAM	15 30	✓	✓	✓	✓									
	<b>N77 TDD (3700.0 – 3980.0 MHz)</b>	PI/2 BPSK QPSK 16QAM 64QAM 256QAM	15 30		✓	✓	✓			✓	✓	✓		✓	✓	✓
	<b>N78 TDD (3700.0 – 3800.0 MHz)</b>	PI/2 BPSK QPSK 16QAM 64QAM 256QAM	15 30		✓	✓	✓			✓	✓	✓		✓	✓	✓
Supported Radios	UL carrier aggregation LTE (Inter-Band)															
	<b>Supported combinations</b>															
	2A-5A				2A-12A				2A-13A				2A-14A			
	2A-48A				4A-5A				4A-12A				4A-13A			
	5A-7A				5A-30A				5A-48A				5A-66A			
	12A-30A				12A-66A				13A-48A				13A-66A			
	14A-30A				14A-66A				25A-26A				48A-66A			
	UL carrier aggregation LTE (Intra-band)															
	<b>Supported combinations</b>															
	5B				7C				38C				41C			
	48C				66B				66C							

	<b>EN-DC Combinations :</b>	
	EN/DC possible combinations	
	<b>NR 5G Band</b>	<b>Associated LTE Bands</b>
	N2A	LTE Bands : 5, 12, 13, 14
	N5A	LTE Bands : 2, 7, 30, 66, 48
	N66A	LTE Bands : 5, 12, 13, 48
	N41A	LTE Bands : 2, 66, 41
	N71A	LTE Bands : 2, 66
	N77A	LTE Bands : 2, 5, 12, 13, 14, 30, 66, 41
	N78A	LTE Bands : 2, 5, 7, 38
<b>UL carrier aggregation 5G FR1</b>		
<b>UL carrier aggregation 5G FR1</b>		
N2A-N5A		
N5A-N66A		

Antenna Information	Transmitter	Main (Ant5)	Aux (Ant8)
	Manufacturer	HongBO	HongBO
	Antenna type	PIFA antenna	PIFA antenna
	Part number	6036B0317401 (00-3302701450)	6036B0317501 (00-2602751850)
	Antenna peak gain (dBi)	-1.1	1.29

## 6. Remarks and comments

1. The tested configurations were selected based on the worst-case spurious emissions per frequency band from modular type approval report (FCC ID: ZMOFM350GL)
2. In regard of RSS 197 annex C shows a description of the algorithm implementation for both reducing the EIRP the limit allowed and decoding an enabling signal from the base station before the mobile equipment can transmit
3. The DUT has two Form-Factors: Notebook and Tablet mode. The WWAN module and antennas remain the same. RSE Tests were performed only on Notebook DUT form Factor.
4. 5G NR Bands N77 and N78 are not supported for ISED



## 7. Test Verdicts summary

The statement of conformity to applicable standards in the table below are based on the measured values, without taking into account the measurement uncertainties.

	Band	FCC part	RSS part	Test name	Verdict
WCDMA	WCDMA II*	24.238, 2.1053	133-ch 6.5.1	Tx Radiated spurious emission	P
	WCDMA IV	27.53 (h), 2.1053	139-ch.6.5		P
	WCDMA V*	22.917(a), 2.1053	132-ch.5.5		P
LTE	LTE 2*	24.238, 2.1053	133-ch 6.5.1		NM
	LTE 4	27.53 (h), 2.1053	139-ch.6.5		NM
	LTE 5*	22.917(a), 2.1053	132-ch.5.5		NM
	LTE 7	27.53(m)(4), 2.1053	199-ch.4.5		P
	LTE12	27.53 (g), 2.1053	130-ch.4.7		P
	LTE 13	27.53 (c)(f), 2.1053	130-ch.4.7		P
	LTE14	90.543 (e)(f), 2.1053	140-ch.4.4		P
	LTE17	27.53 (g), 2.1053	130-ch.4.7		NM
	LTE 25*	24.238(a), 2.1053	133-ch 6.5.1		P
	LTE 26*	90.691, 22.917(a), 2.1053	132-ch.5.5		P
	LTE 30	27.53 (a)(4), 2.1053	195- ch.5.6.2		P
	LTE 38	27.53(m)(4), 2.1053	199-ch.4.5		NM
	LTE 41	27.53 (m)(4), 2.1053	199-ch.4.5		P
	LTE 48*	96.41(e), 2.1053	192-ch.8.7 197-ch.5.7		P
	LTE 66	27.53(h), 2.1053	139-ch.6.5		P
LTE 71	27.53(m)(4), 2.1053	199-ch.4.5	P		
LTE ULCA INTER BAND (Tested combinations only)	2A-13A	24.238(a), 27.53 (c)(f), 2.1053	133-ch 6.5.1 130-ch.4.7		P
	2A-48A	24.238(a), 96.41(e), 2.1053	133-ch 6.5.1 192-ch.8.7 197-ch.5.7	P	
	5A-7A	22.917(a), 27.53(m)(4), 2.1053	132-ch.5.5 199-ch.4.5	P	
	5A-66A	22.917(a), 27.53(h), 2.1053	132-ch.5.5 139-ch.6.5	P	
	12A-30A	27.53 (g), 27.53 (a)(4), 2.1053	130-ch.4.7 195- ch.5.6.2	P	
	12A-66A	27.53 (g), 27.53(h), 2.1053	130-ch.4.7 139-ch.6.5	P	
	13A-48A	27.53 (c)(f), 96.41(e), 2.1053	130-ch.4.7 192-ch.8.7 197-ch.5.7	P	
	14A-30A	90.543 (e)(f), 27.53 (a)(4), 2.1053	140-ch.4.4 195- ch.5.6.2	P	
	14A-66A	90.543 (e)(f), 2.1053, 27.53(h)	140-ch.4.4 139-ch.6.5	P	
25A-26A	24.238, 90.691, 22.917, 2.1053	133-ch 6.5.1 132-ch.5.5	P		

P: Pass  
 F: Fail  
 NM: Not Measured  
 NA: Not Applicable

	Band	FCC part	RSS part	Test name	Verdict
LTE ULCA INTRA BAND	5B	22.917(a), 2.1053	132-ch.5.5	Tx Radiated spurious emission	P
	7C	27.53(m)(4), 2.1053	199-ch.4.5		P
	38C	27.53(m)(4), 2.1053	199-ch.4.5		NM
	41C	27.53 (m)(4), 2.1053	199-ch.4.5		P
	48C	96.41(e), 2.1053	192-ch.8.7 197-ch.5.7		P
	66B	27.53(h), 2.1053	139-ch.6.5		P
	66C	27.53(h), 2.1053	139-ch.6.5		NM
5G NR FR1	N 2*	24.238(a), 2.1053	133-ch 6.5.1		NM
	N 5*	22.917(a), , 2.1053	132-ch.5.5		p
	N 7	27.53(m)(4), 2.1053	132-ch.5.5		P
	N25*	24.238(a), 2.1053	133-ch 6.5.1		P
	N 30	27.53 (a)(4), 2.1053	195- ch.5.6.2		P
	N38	27.53(m)(4), 2.1053	199-ch.4.5		NM
	N 41 (HPUE)	27.53(m)(4), 2.1053	199-ch.4.5		P
	N 66	27.53(h), 2.1053	139-ch.6.5		P
	N71	27.53(m)(4), 2.1053	199-ch.4.5	P	
	N 77 (HPUE)	27.53(l)(n), 2.1053	NA	P	
5G NR FR1 ULCA	N 78	27.53(l), 2.1053	NA	NM	
	N 2A - N 5A	24.238(a), 22.917(a), 2.1053	132-ch.5.5 133-ch 6.5.1	NM	
	N 5A - N 66A	22.917(a), 27.53(h), 2.1053	133-ch 6.5.1 139-ch.6.5	NM	
5G NR EN- DC (tested combinations only)	5A – N 2A	22.917(a), 24.238(a), 2.1053	133-ch 6.5.1 132-ch.5.5	P	
	2A – N 5A	24.238(a), 22.917(a), 2.1053	132-ch.5.5 133-ch 6.5.1	P	
	48A – N 66A	96.41(e), 27.53(h), 2.1053	192-ch.8.7 197-ch.5.7 139-ch.6.5	P	
	41A – N 41A (HPUE)	27.53 (m)(4), 2.1053	199-ch.4.5	P	
	2A – N 78A	24.238(a), 27.53(l), 2.1053	NA	P	

\* Rx Spurious emission not measured for RSS Parts 132, 133 and 197

P: Pass  
 F: Fail  
 NM: Not Measured  
 NA: Not Applicable

## 8. Document Revision History

Revision #	Modified by	Revision Details
Rev. 00	R.SIMONINI	First Issue
Rev. 01	K.RIDA	Add Items 3 and 4 in section 6 Add ERP / EIRP results in section B.2
Rev. 02	R.SIMONINI	Add bands LTE 71 and NR 71 Update ERP / EIRP test results table in section B.2

# Annex A. Test & System Description

## A.1 Measurement System

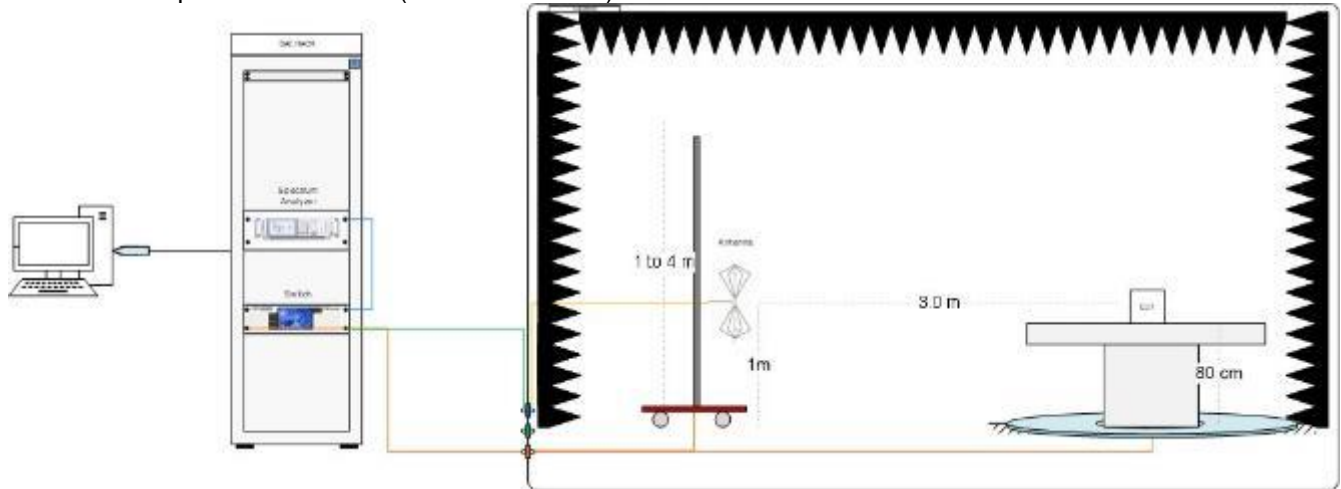
Measurements were performed using the following setups.

For WCDMA, LTE and ULCA-LTE (Intra-band), a communication tester was used to establish a communication link with the EUT, and the communication tester parameters were set to get the maximum output power from the EUT.

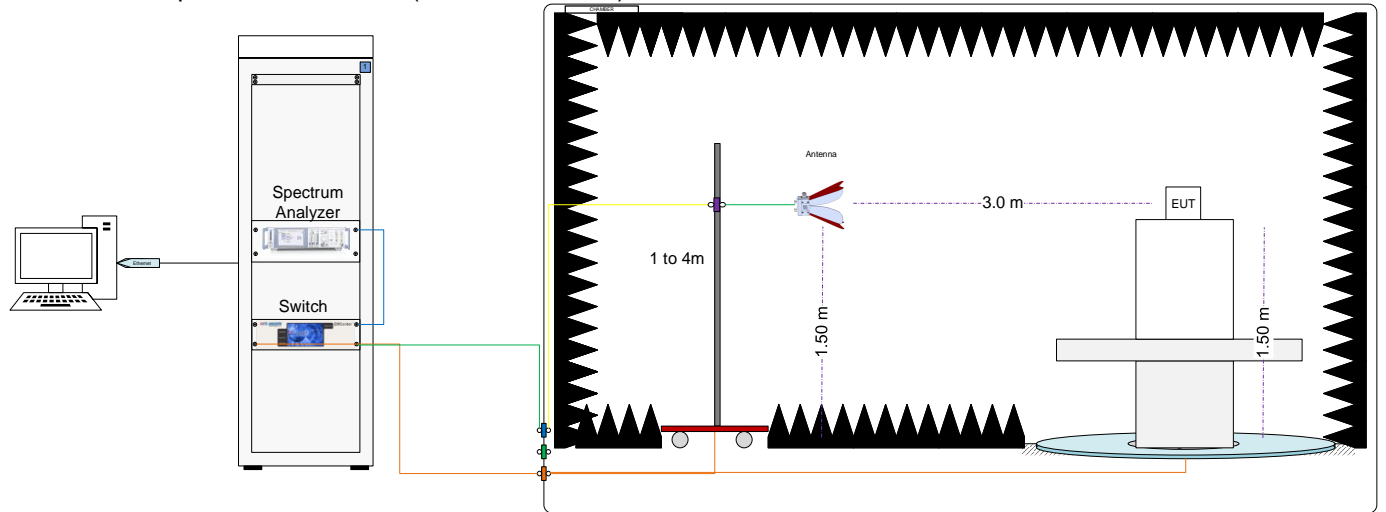
For LTE, ULCA-LTE (Intra-band), ULCA-LTE (Inter-band), 5G NR and EN-DC, a factory test mode software (NoiseProfilingTool5G V1.0.18) provided by the applicant is used to put device in transmission mode at the maximum output power.

### Radiated test setup

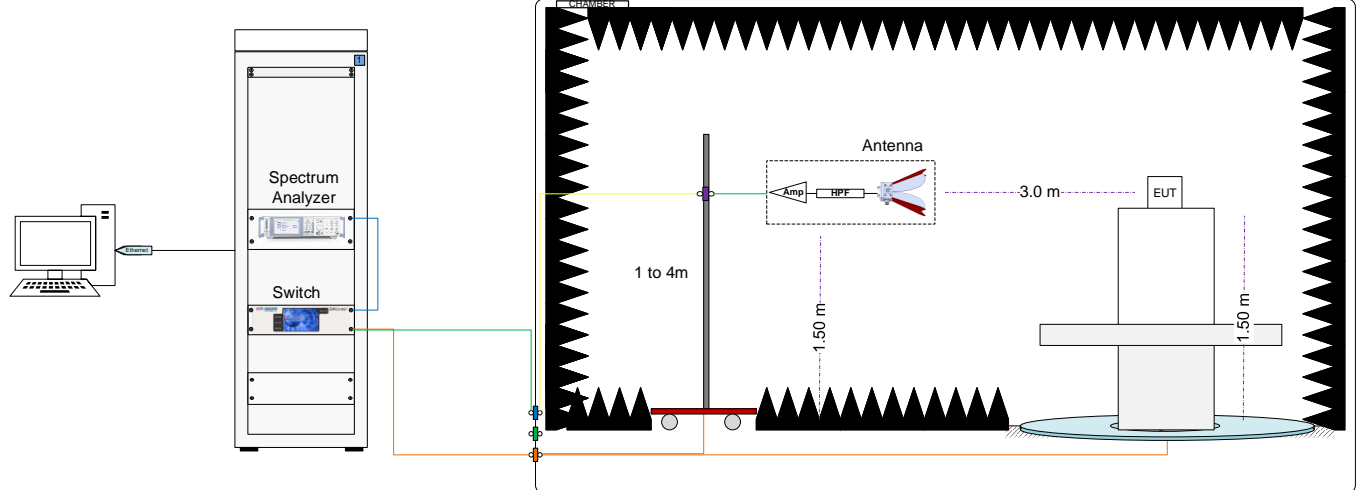
#### Radiated Setup 30 MHz - 1 GHz (Transmitter tests)



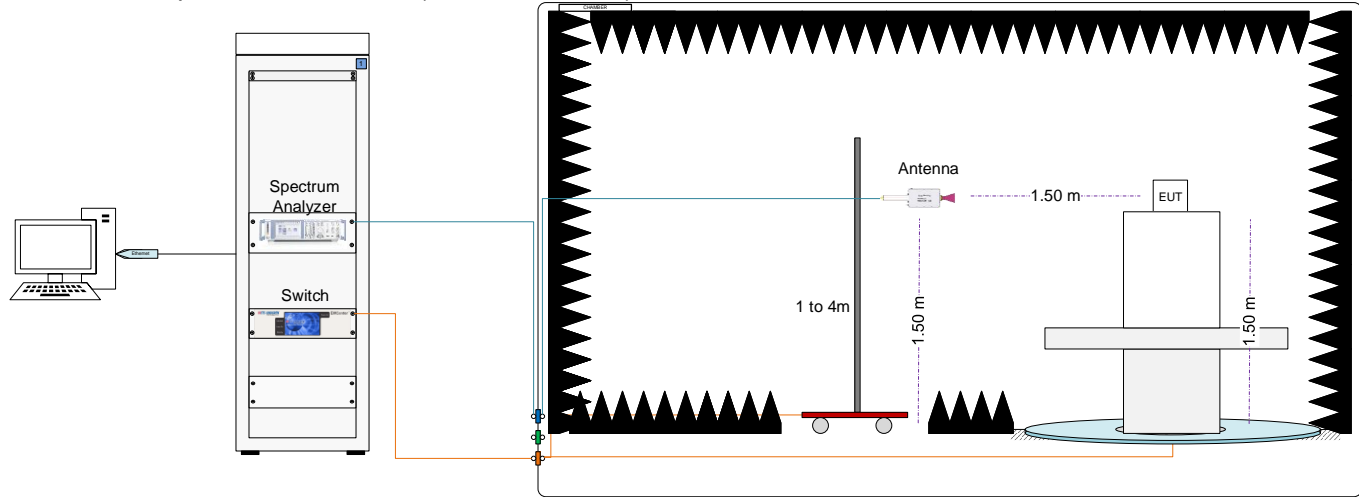
#### Radiated Setup 1 GHz – 6.4 GHz (Transmitter tests)



## Radiated Setup 6.4 GHz – 18 GHz (Transmitter tests)



## Radiated Setup 18 GHz – 40 GHz (Transmitter tests)

Sample Calculation

The spurious received power  $P$  at the spectrum Analyzer is converted to EIRP the equivalent isotropically radiated power, in dBm using the transducer factor  $F$  corresponding to the Rx path Loss:

$$F \text{ (dB)} = \text{Free Space Attenuation (dB)} + \text{Cable losses (dB)} - \text{Amplifiers Gain (dB)} - \text{Rx Antenna Gain (dBi)}$$

$$\text{EIRP (dBm)} = P \text{ (dBm)} + F \text{ (dB)}$$

$$\text{ERP (dBm)} = \text{EIRP (dBm)} - 2.15 \text{ (dB)}$$

## A.2 Test Equipment List

### A.2.1 Radiated Setup

#### Radiated Setup #1

ID#	Device	Type/Model	Serial #	Manufacturer	Cal. Date	Cal. Due Date
006-000	Anechoic chamber	FACT 3	5720	ETS Lindgren	2022-01-12	2024-01-12
006-008	Measurement Software V11.30.00	EMC32	100623	Rohde & Schwarz	N/A	N/A
147-000	Spectrum analyzer	FSW43	101847	Rohde & Schwarz	2020-11-02	2022-11-02
006-002	Switch & Positioning	EMC center	00159757	ETS Lindgren	N/A	N/A
006-011	Boresight antenna mast	BAM4.0-P	P/278/2890.01	Maturo	N/A	N/A
006-003	Multi axis Positioning	2116CR-5905	00153265	ETS Lindgren	N/A	N/A
006-019	BiConical antenna 25 MHz – 1 GHz	UBAA9115+BBVU9135+DGA9552N	0286+CH 9044	Schwarzbeck	2022-02-01	2024-02-01
007-030	Horn Antenna 1-18GHz	3115	9911-5967	Emco	N/A	N/A
007-008	Double Horn Ridged antenna+Amplifier	3116C-PA	00169308bis + 00196308	ETS-Lindgren	2021-08-05	2023-08-05
006-020	Double Ridged Horn Antenna 1 GHz – 18 GHz	3117	00157734	ETS Lindgren	2021-08-05	2023-08-05
056-000*	Horn Antenna 3117 + Amplifier + HPF6.4	3117	00157736	ETS Lindgren	2020-04-01	2022-04-01
006-059	RF Cable 7.0m	R286304174	20.46.369	Radiall	2022-03-01	2022-09-04
006-051	RF Cable 1.0m	CBL-1.5M-SMSM+	202879	Mini-Circuits	2022-02-02	2022-08-02
006-030	RF Cable 1.2m	UFA147A-0-0480-200200	MFR 64639223720-003	Micro-coax	2022-02-02	2022-08-02
006-034	RF Cable 1.0m	UFA147A	-	Utilflex	2022-02-02	2022-08-02
006-036	RF Cable 1.0m	UFB311A-0-0590-50U50U	MFR 64639 223230-001	Micro-coax	2022-02-02	2022-08-02
006-038*	RF Cable 7.0m	R286304009	-	Radiall	2022-02-02	2022-05-16
006-039	RF Cable 2.5m	0500990992500KE	19.23.395	Radiall	2022-02-02	2022-08-02
006-033	RF Cable 2.5m	UFA147A-0-1380-50U200	MFR 64639223219-001	Micro-coax	N/A	N/A
365-000	Temperature & Humidity logger	RA12E-TH1-RAS	00-80-A3-E1-6E-55	Avtech	2021-03-08	2023-03-08
295-000	Communication tester	CMW500	147712	Rohde & Schwarz	N/A	N/A
142-000	Communication tester	CMW500	163186	Rohde & Schwarz	2021-05-07	2023-05-07

\*Item not used during the out of calibration period

N/A: Not Applicable

Radiated Setup #2

ID#	Device	Type/Model	Serial #	Manufacturer	Cal. Date	Cal. Due Date
007-000	Anechoic chamber	RFD-FA-100	5996	ETS Lindgren	2021-09-14	2023-09-14
007-002	Turntable	-	-	ETS Lindgren	N/A	N/A
007-003	Antenna Tower	2171B-3.0M	00150123	ETS Lindgren	N/A	N/A
007-006	Switch & Positioner	EMCenter	00151232	ETS Lindgren	N/A	N/A
007-005	Measurement SW, V11.20.00	EMC32	100401	Rohde & Schwarz	N/A	N/A
127-000	Spectrum Analyzer	FSV40	101358	Rohde & Schwarz	2021-01-15	2023-01-15
007-030	Double Ridged Horn Antenna 1-18GHz	3115	9911-5967	Emco	N/A	N/A
066-000*	Double Ridged Horn Antenna 1-18GHz	3117	00103954	ETS Lindgren	2020-06-26	2022-06-26
007-008	Double Ridged Horn Antenna + Amplifier 18-40GHz	3116C-PA	00169308bis + 00196308	ETS-Lindgren	2021-08-05	2023-08-05
007-022	RF Cable 1-18GHz, 1.5m	0501050991200GX	19.23.493	Radiall	2022-02-03	2022-08-03
007-020	RF Cable 1-18GHz, 1.2 m	2301761761200PJ	12.22.1104	Radiall	2022-02-03	2022-08-03
007-011	RF Cable 1-18GHz – 6.5m	140-8500-11-51	001	Spectrum	2022-02-03	2022-08-03
007-015	RF Cable 1GHz- 18GHz 1.5m	-	-	Spirent	2022-02-03	2022-08-03
007-014	RF Cable 18-40 GHz 6m	R286304009	1747364	Radiall	2022-02-03	2022-08-03
007-023	RF Cable 1m DC- 40GHz	PE360-100CM	-	Pasternack	2022-02-03	2022-08-03
007-018	RF Cable 1-9.5GHz 1.2m	0500990991200KE	-	Radiall	2022-02-03	2022-08-03
325-000	Temp & Humidity Logger	RA12E-TH1-RAS	RA12-B9B7C6	Avtech	2022-01-17	2024-01-17
295-000	Communication tester	CMW500	147712	Rohde & Schwarz	N/A	N/A
142-000	Communication tester	CMW500	163186	Rohde & Schwarz	2021-05-07	2023-05-07

\*Item not used during the out of calibration period

N/A: Not Applicable

### A.3 Measurement Uncertainty Evaluation

The system uncertainty evaluation is shown in the table below with a coverage factor of k = 2 to indicate a 95% level of confidence:

Measurement type	Uncertainty	Unit
Tx Radiated test < 1GHz	± 6.24	dB
Tx Radiated test 1GHz - 40 GHz	± 6.04	dB

# Annex B. Test Results

The herein test results were performed by:

Test case measurement	Test Personnel
Tx spurious emissions	R. SIMONINI

## B.1 Radiated spurious emission

### B.1.1 Standard references

Band	FCC part	RSS Part	FCC Limit	IC Limit
WCDMA II LTE 2 LTE 25 N 2 N 25	24.238, 2.1053	133-ch 6.5.1	The power of any emission outside of the authorized operating frequency ranges must be attenuated below the transmitting power (P) by a factor of at least $43 + 10 \log(P)$ dB	(ii) After the first 1.0 MHz, the emission power in any 1 MHz bandwidth shall be attenuated (in dB) below the transmitter output power P (dBW) by at least $43 + 10 \log_{10} p$ (watts). If the measurement is performed using 1% of the emission bandwidth, power integration over 1 MHz is required.
WCDMA IV LTE 4 LTE 66 N 66	27.53 (h), 2.1053	139-ch.6.5	The power of any emission outside of the authorized operating frequency ranges must be attenuated below the transmitting power (P) by a factor of at least $43 + 10 \log(P)$ dB	(ii) After the first 1.0 MHz outside the equipment's smallest operating frequency block, which can contain the equipment's occupied bandwidth, the emission power in any 1 MHz bandwidth shall be attenuated below the transmitter output power P (in dBW) by at least $43 + 10 \log_{10} p$ (watts) dB.
WCDMA V LTE 5 N 5 LTE 26	22.917(a), 2.1053, 90.691	132-ch.5.5	The power of any emission outside of the authorized operating frequency ranges must be attenuated below the transmitting power (P) by a factor of at least $43 + 10 \log(P)$ dB	(ii) After the first 1.0 MHz immediately outside and adjacent to each of the sub-bands, the power of emissions in any 100 kHz bandwidth shall be attenuated (in dB) below the transmitter output power P (dBW) by at least $43 + 10 \log_{10} p$ (watts). If the measurement is performed using 1% of the occupied bandwidth, power integration over 100 kHz is required.
LTE 12 LTE 13 LTE 17	27.53 (c)(f), 2.1053	130-ch.4.7	The power of any emission outside a licensee's frequency block shall be attenuated below the transmitting power (P) by a factor of at least $43 + 10 \log(P)$ dB. For operations in the 746-758 MHz, 775-788 MHz, and 805-806 MHz bands, emissions in the band 1559-1610 MHz shall be limited to $-70$ dBW/MHz equivalent isotropically radiated power (EIRP) for wideband signals, and $-80$ dBW EIRP for discrete emissions of less than 700 Hz bandwidth.	The power of any emission outside a licensee's frequency block shall be attenuated below the transmitting power (P) by a factor of at least $43 + 10 \log(P)$ dB. In addition, equipment operating in the frequency bands 746-756 MHz and 777-787 MHz shall also comply with the following restrictions: a) The power of any unwanted emissions in any 6.25 kHz bandwidth for all frequencies between 763-775 MHz and 793-806 MHz shall be attenuated below the transmitter power, P (dBW), by at least: (i) $76 + 10 \log_{10} p$ (watts), dB, for base and fixed equipment, and (ii) $65 + 10 \log_{10} p$ (watts), dB, for mobile and portable equipment. b) The e.i.r.p. in the band 1559-1610 MHz shall not exceed $-70$ dBW/MHz for wideband signal and $-80$ dBW for discrete emission with bandwidth less than 700 Hz.
N 77	27.53 (l)(n) 2.1053	NA	(l)(2) For mobile operations in the 3700-3980 MHz band, the conducted power of any emission outside the licensee's authorized bandwidth shall not exceed $-13$ dBm/MHz. (n)(2) For mobile operations in the 3450-3550 MHz band, the conducted power of any emission outside the licensee's authorized bandwidth shall not exceed $-13$ dBm/MHz.	NA
N 78	27.53 (l) 2.1053	NA	(l)(2) For mobile operations in the 3700-3980 MHz band, the conducted power of any emission outside the licensee's authorized bandwidth shall not exceed $-13$ dBm/MHz.	NA



Band	FCC part	RSS Part	FCC Limit	IC Limit																																		
LTE 14	90.543(e)(f)	140-ch4.4	<p>(e) For operations in the 758-768 MHz and the 788-798 MHz bands, the power of any emission outside the licensee's frequency band(s) of operation shall be attenuated below the transmitter power (P) within the licensed band(s) of operation, measured in watts, in accordance with the following:</p> <p>(1) On all frequencies between 769-775 MHz and 799-805 MHz, by a factor not less than <math>76 + 10 \log(P)</math> dB in a 6.25 kHz band segment, for base and fixed stations.</p> <p>(2) On all frequencies between 769-775 MHz and 799-805 MHz, by a factor not less than <math>65 + 10 \log(P)</math> dB in a 6.25 kHz band segment, for mobile and portable stations.</p> <p>(3) On any frequency between 775-788 MHz, above 805 MHz, and below 758 MHz, by at least <math>43 + 10 \log(P)</math> dB.</p> <p>(4) Compliance with the provisions of paragraphs (e)(1) and (2) of this section is based on the use of measurement instrumentation such that the reading taken with any resolution bandwidth setting should be adjusted to indicate spectral energy in a 6.25 kHz segment.</p> <p>(5) Compliance with the provisions of paragraph (e)(3) of this section is based on the use of measurement instrumentation employing a resolution bandwidth of 100 kHz or greater. However, in the 100 kHz bands immediately outside and adjacent to the frequency block, a resolution bandwidth of 30 kHz may be employed.</p> <p>(f) For operations in the 758-775 MHz and 788-805 MHz bands, all emissions including harmonics in the band 1559-1610 MHz shall be limited to <math>-70</math> dBW/MHz equivalent isotropically radiated power (EIRP) for wideband signals, and <math>-80</math> dBW EIRP for discrete emissions of less than 700 Hz bandwidth. For the purpose of equipment authorization, a transmitter shall be tested with an antenna that is representative of the type that will be used with the equipment in normal operation.</p>	<p>The power of any unwanted emission outside the bands 758-768 MHz and 788-798 MHz shall be attenuated below the transmitter output power P in dBW as follows, where p is the transmitter output power in watts:</p> <p>For any frequency between 769-775 MHz and 799-806 MHz:</p> <ul style="list-style-type: none"> <li><math>76 + 10 \log(p)</math>, dB in a 6.25 kHz band for fixed and base station equipment</li> <li><math>65 + 10 \log(p)</math>, dB in a 6.25 kHz band for mobile and portable/hand-held equipment</li> </ul> <p>For any frequency between 775-788 MHz, above 806 MHz, and below 758 MHz: <math>43 + 10 \log(p)</math>, dB in a bandwidth of 100 kHz or greater.</p> <p>However, in the 100 kHz bands immediately outside and adjacent to the frequency bands 758-768 MHz and 788-798 MHz, a resolution bandwidth of 30 kHz may be employed.</p> <p>In addition, the equivalent isotropically radiated power (e.i.r.p.) of all emissions, including harmonics in the band 1559-1610 MHz, shall not exceed <math>-70</math> dBW/MHz for wideband emissions, and <math>-80</math> dBW/kHz for discrete emissions of less than 700 Hz bandwidth.</p>																																		
LTE 30* N30*	27.53 (a)(4), 2.1053	195 ch.5.6.2	<p>By a factor of not less than: <math>43 + 10 \log(P)</math> dB on all frequencies between 2305 and 2320 MHz and on all frequencies between 2345 and 2360 MHz that are outside the licensed band(s) of operation, not less than <math>55 + 10 \log(P)</math> dB on all frequencies between 2320 and 2324 MHz and on all frequencies between 2341 and 2345 MHz, not less than <math>61 + 10 \log(P)</math> dB on all frequencies between 2324 and 2328 MHz and on all frequencies between 2337 and 2341 MHz, and not less than <math>67 + 10 \log(P)</math> dB on all frequencies between 2328 and 2337 MHz;</p> <p>(ii) By a factor of not less than <math>43 + 10 \log(P)</math> dB on all frequencies between 2300 and 2305 MHz, <math>55 + 10 \log(P)</math> dB on all frequencies between 2296 and 2300 MHz, <math>61 + 10 \log(P)</math> dB on all frequencies between 2292 and 2296 MHz, <math>67 + 10 \log(P)</math> dB on all frequencies between 2288 and 2292 MHz, and <math>70 + 10 \log(P)</math> dB below 2288 MHz;</p> <p>(iii) By a factor of not less than <math>43 + 10 \log(P)</math> dB on all frequencies between 2360 and 2365 MHz, and not less than <math>70 + 10 \log(P)</math> dB above 2365 MHz.</p>	<table border="1"> <thead> <tr> <th>Frequency (MHz)</th> <th>Attenuation (dB)</th> </tr> </thead> <tbody> <tr> <td>&lt;2200</td> <td><math>43 + 10 \log_{10}(p)</math></td> </tr> <tr> <td>2200 - 2288</td> <td><math>70 + 10 \log_{10}(p)</math></td> </tr> <tr> <td>2288 - 2292</td> <td><math>67 + 10 \log_{10}(p)</math></td> </tr> <tr> <td>2292 - 2296</td> <td><math>61 + 10 \log_{10}(p)</math></td> </tr> <tr> <td>2296 - 2300</td> <td><math>55 + 10 \log_{10}(p)</math></td> </tr> <tr> <td>2300 - 2305</td> <td><math>43 + 10 \log_{10}(p)</math></td> </tr> <tr> <td>2305 - 2320</td> <td><math>43 + 10 \log_{10}(p)</math></td> </tr> <tr> <td>2320 - 2324</td> <td><math>55 + 10 \log_{10}(p)</math></td> </tr> <tr> <td>2324 - 2328</td> <td><math>61 + 10 \log_{10}(p)</math></td> </tr> <tr> <td>2328 - 2337</td> <td><math>67 + 10 \log_{10}(p)</math></td> </tr> <tr> <td>2337 - 2341</td> <td><math>61 + 10 \log_{10}(p)</math></td> </tr> <tr> <td>2341 - 2345</td> <td><math>55 + 10 \log_{10}(p)</math></td> </tr> <tr> <td>2345 - 2360</td> <td><math>43 + 10 \log_{10}(p)</math></td> </tr> <tr> <td>2360 - 2365</td> <td><math>43 + 10 \log_{10}(p)</math></td> </tr> <tr> <td>2365 - 2395</td> <td><math>70 + 10 \log_{10}(p)</math></td> </tr> <tr> <td>&gt;2395</td> <td><math>43 + 10 \log_{10}(p)</math></td> </tr> </tbody> </table>	Frequency (MHz)	Attenuation (dB)	<2200	$43 + 10 \log_{10}(p)$	2200 - 2288	$70 + 10 \log_{10}(p)$	2288 - 2292	$67 + 10 \log_{10}(p)$	2292 - 2296	$61 + 10 \log_{10}(p)$	2296 - 2300	$55 + 10 \log_{10}(p)$	2300 - 2305	$43 + 10 \log_{10}(p)$	2305 - 2320	$43 + 10 \log_{10}(p)$	2320 - 2324	$55 + 10 \log_{10}(p)$	2324 - 2328	$61 + 10 \log_{10}(p)$	2328 - 2337	$67 + 10 \log_{10}(p)$	2337 - 2341	$61 + 10 \log_{10}(p)$	2341 - 2345	$55 + 10 \log_{10}(p)$	2345 - 2360	$43 + 10 \log_{10}(p)$	2360 - 2365	$43 + 10 \log_{10}(p)$	2365 - 2395	$70 + 10 \log_{10}(p)$	>2395	$43 + 10 \log_{10}(p)$
Frequency (MHz)	Attenuation (dB)																																					
<2200	$43 + 10 \log_{10}(p)$																																					
2200 - 2288	$70 + 10 \log_{10}(p)$																																					
2288 - 2292	$67 + 10 \log_{10}(p)$																																					
2292 - 2296	$61 + 10 \log_{10}(p)$																																					
2296 - 2300	$55 + 10 \log_{10}(p)$																																					
2300 - 2305	$43 + 10 \log_{10}(p)$																																					
2305 - 2320	$43 + 10 \log_{10}(p)$																																					
2320 - 2324	$55 + 10 \log_{10}(p)$																																					
2324 - 2328	$61 + 10 \log_{10}(p)$																																					
2328 - 2337	$67 + 10 \log_{10}(p)$																																					
2337 - 2341	$61 + 10 \log_{10}(p)$																																					
2341 - 2345	$55 + 10 \log_{10}(p)$																																					
2345 - 2360	$43 + 10 \log_{10}(p)$																																					
2360 - 2365	$43 + 10 \log_{10}(p)$																																					
2365 - 2395	$70 + 10 \log_{10}(p)$																																					
>2395	$43 + 10 \log_{10}(p)$																																					
LTE 7 N 7 LTE 38 LTE 71 N 38 LTE 41 N 41	27.53 (m)(4), 2.1053	199-ch.4.5	<p>For mobile digital stations, the attenuation factor shall be not less than <math>40 + 10 \log(P)</math> dB on all frequencies between the channel edge and 5 megahertz from the channel edge, <math>43 + 10 \log(P)</math> dB on all frequencies between 5 megahertz and X megahertz from the channel edge, and <math>55 + 10 \log(P)</math> dB on all frequencies more than X megahertz from the channel edge, where X is the greater of 6 megahertz or the actual emission bandwidth as defined in paragraph (m)(6) of this section. In addition, the attenuation factor shall not be less than <math>43 + 10 \log(P)</math> dB on all frequencies between 2490.5 MHz and 2496 MHz and <math>55 + 10 \log(P)</math> dB at or below 2490.5 MHz.</p>	<p>for mobile subscriber equipment, the power of any unwanted emissions measured as above shall be attenuated (in dB) below the transmitter power, P (dBW), by at least:</p> <p>(i) <math>40 + 10 \log_{10} p</math> from the channel edges to 5 MHz away</p> <p>(ii) <math>43 + 10 \log_{10} p</math> between 5 MHz and X MHz from the channel edges, and</p> <p>(iii) <math>55 + 10 \log_{10} p</math> at X MHz and beyond from the channel edges</p> <p>In addition, the attenuation shall not be less than <math>43 + 10 \log_{10} p</math> on all frequencies between 2490.5 MHz and 2496 MHz, and <math>55 + 10 \log_{10} p</math> at or below 2490.5 MHz.</p>																																		

Band	FCC part	RSS Part	FCC Limit	IC Limit																			
LTE 48	96.41(e)		<p>(ii) Except as otherwise specified in paragraph (e)(2) of this section, for channel and frequency assignments made by a CBSD to End User Devices, the conducted power of any End User Device emission outside the fundamental emission (whether in or outside of the authorized band) shall not exceed -13 dBm/MHz within 0 to B megahertz (where B is the bandwidth in megahertz of the assigned channel or multiple contiguous channels of the End User Device) above the upper CBSD-assigned channel edge and within 0 to B megahertz below the lower CBSD-assigned channel edge. At all frequencies greater than B megahertz above the upper CBSD assigned channel edge and less than B megahertz below the lower CBSD-assigned channel edge, the conducted power of any End User Device emission shall not exceed -25 dBm/MHz. Notwithstanding the emission limits in this paragraph, the Adjacent Channel Leakage Ratio for End User Devices shall be at least 30 dB.</p> <p>(2) Additional protection levels. Notwithstanding paragraph (e)(1) of this section, for CBSDs and End User Devices, the conducted power of emissions below 3540 MHz or above 3710 MHz shall not exceed -25 dBm/MHz, and the conducted power of emissions below 3530 MHz or above 3720 MHz shall not exceed -40dBm/MHz</p>																				
LTE48		192-ch.8.7	-	<p>Subscriber equipment shall have the TRP (per cell) or conducted power (per single antenna connector), where applicable, of unwanted emission outside the frequency block group not exceeding the following, where B is the frequency block group in MHz as shown in table 5.</p> <table border="1"> <thead> <tr> <th rowspan="2">Frequency block group (B)</th> <th colspan="4">Offset frequency from the edge of the frequency block group (MHz)</th> </tr> <tr> <th>0-1</th> <th>1-5</th> <th>5-B</th> <th>&gt;B</th> </tr> </thead> <tbody> <tr> <td>10 MHz, 20MHz, 30 MHz and 40 MHz</td> <td>-13dBm/1% of B</td> <td>-10 dBm/MHz</td> <td>-13 dBm/MHz</td> <td>-25 dBm/MHz</td> </tr> <tr> <td>&gt; 40 MHz</td> <td>-24 dBm/30 kHz</td> <td>-10 dBm/MHz</td> <td>-13 dBm/MHz</td> <td>-25 dBm/MHz</td> </tr> </tbody> </table> <p>Notwithstanding the above limits in 8.7.2 and 8.7.3, the TRP (per cell) or conducted power (per single antenna connector), where applicable, for the unwanted emissions shall not exceed: for subscriber equipment: -30 dBm/MHz in the frequency range greater than (B+5) MHz from the edge of the frequency band, where B is the frequency block group in MHz</p>	Frequency block group (B)	Offset frequency from the edge of the frequency block group (MHz)				0-1	1-5	5-B	>B	10 MHz, 20MHz, 30 MHz and 40 MHz	-13dBm/1% of B	-10 dBm/MHz	-13 dBm/MHz	-25 dBm/MHz	> 40 MHz	-24 dBm/30 kHz	-10 dBm/MHz	-13 dBm/MHz	-25 dBm/MHz
Frequency block group (B)	Offset frequency from the edge of the frequency block group (MHz)																						
	0-1	1-5	5-B	>B																			
10 MHz, 20MHz, 30 MHz and 40 MHz	-13dBm/1% of B	-10 dBm/MHz	-13 dBm/MHz	-25 dBm/MHz																			
> 40 MHz	-24 dBm/30 kHz	-10 dBm/MHz	-13 dBm/MHz	-25 dBm/MHz																			
LTE 48		197-ch.5.7	-	<p>The unwanted emissions shall be measured at the frequencies of the highest and lowest channel of all bandwidths and types of modulation that the equipment can operate with a resolution bandwidth of 1 MHz or less, but at least 1% of the occupied bandwidth of the transmitter, provided that the measured power is integrated over a 1 MHz bandwidth.</p> <p>The power of any emissions outside the frequency band 3650-3700 MHz shall be attenuated below the channel transmitter power P (dBW) by <math>43 + 10 \text{ Log } (p)</math>, where p is measured in watts</p>																			

\*Worst case limit between FCC part and RSS part is applied

### B.1.2 Test procedure

The setup described in Test & System Description section was used to measure the radiated spurious emissions. Depending on the frequency range and bands being tested, different antennas and filters were used. The final measurement is done by varying the antenna height from 1 to 4 meters, the EUT azimuth over 360° and for both Vertical and Horizontal polarizations.

### B.1.3 Test Results

#### B.1.3.1 WCDMA

##### WCDMA 2

30 MHz to 26.5 GHz - Radiated Spurious WCDMA 2- QPSK - Low channel – 1852.4 MHz			
Frequency	RMS (EIRP)	Limit	Margin
MHz	dBm	dBm	dB
937.5	-53.7	-13.0	40.7
3392.5	-37.9	-13.0	24.9
6796.4	-49.2	-13.0	36.2
8636.0	-49.1	-13.0	36.1
12001.3	-43.1	-13.0	30.1
18413.2	-57.2	-13.0	44.2

##### WCDMA 4

30 MHz to 18GHz - Radiated Spurious WCDMA 4- QPSK - High channel – 1752.6 MHz			
Frequency	RMS (EIRP)	Limit	Margin
MHz	dBm	dBm	dB
999.0	-53.8	-13.0	40.8
3398.0	-37.9	-13.0	24.9
6877.2	-49.2	-13.0	36.2
7353.2	-49.7	-13.0	36.7
10799.8	-47.4	-13.0	34.4
15000.2	-40.5	-13.0	27.5

**WCDMA 5**

30 MHz to 18 GHz - Radiated Spurious WCDMA 5- QPSK - Low channel – 826.4 MHz			
Frequency	RMS (ERP)	Limit	Margin
MHz	dBm	dBm	dB
945.7	-42.1	-13.0	29.1
2072	-54.8	-13.0	41.8
2922.6	-50.8	-13.0	37.8
6773.9	-51.5	-13.0	38.5
7790.7	-51.8	-13.0	38.8
2476.4	-48.5	-13.0	35.5

**B.1.3.1 LTE**

**LTE 7**

30MHz to 26.5GHz - Radiated Spurious LTE 7 - QPSK - High channel – 2560 MHz BW 20 MHz			
Frequency	RMS (EIRP)	Limit	Margin
MHz	dBm	dBm	dB
985.8	-53.7	-25.0	28.7
3391.0	-38.1	-25.0	13.1
6899.6	-48.5	-25.0	23.5
10682.5	-46.4	-25.0	21.4
13400.5	-42.2	-25.0	17.2
24951.6	-56.2	-25.0	31.2

**LTE 12**

<b>30MHz to 18GHz - Radiated Spurious                      LTE 12 - QPSK - Low channel – 704 MHz                      BW 10 MHz</b>			
Frequency	RMS (ERP)	Limit	Margin
MHz	dBm	dBm	dB
997.8	-42.5	-13.0	29.5
2098.5	-48.5	-13.0	35.5
2953.7	-53.3	-13.0	40.3
4164.6	-56.0	-13.0	43.0
4990.1	-56.4	-13.0	43.4
6849.5	-51.3	-13.0	38.3

**LTE 13**

<b>30MHz to 18GHz - Radiated Spurious                      LTE 13 - QPSK - High channel – 784.5 MHz                      BW 5 MHz</b>			
Frequency	RMS (ERP)	Limit	Margin
MHz	dBm	dBm	dB
969.1	-42.3	-13.0	29.3
2346.9	-47.9	-13.0	34.9
2888.2	-53.8	-13.0	40.8
4102.4	-55.9	-13.0	42.9
4983.6	-56.3	-13.0	43.3
6987.0	-52.0	-13.0	39.0

**LTE 14**

<b>30MHz to 18GHz - Radiated Spurious                      LTE 14 - QPSK - Mid channel – 793 MHz                      BW 5 MHz</b>			
Frequency	RMS (ERP)	Limit	Margin
MHz	dBm	dBm	dB
993.5	-42.6	-13.0	29.6
2372.4	-48.7	-13.0	35.7
2860.9	-54.7	-13.0	41.7
4049.4	-56.9	-13.0	43.9
4715.7	-56.8	-13.0	43.8
6824.5	-51.3	-13.0	38.3

**LTE 25**

<b>30MHz to 26.5GHz - Radiated Spurious                      LTE 25 - QPSK - Low channel – 1860 MHz                      BW 20 MHz</b>			
Frequency	RMS (EIRP)	Limit	Margin
MHz	dBm	dBm	dB
997.1	-53.7	-13.0	40.7
3251.0	-38.0	-13.0	25.0
3751.4	-53.7	-13.0	40.7
6821.8	-48.5	-13.0	35.5
13421.9	-42.2	-13.0	29.2
18280.5	-57.6	-13.0	44.6

**LTE 26**

<b>30MHz to 18GHz - Radiated Spurious                      LTE 26 - QPSK - Low channel – 831.5 MHz                      BW 15 MHz</b>			
Frequency	RMS (ERP)	Limit	Margin
MHz	dBm	dBm	dB
977.8	-42.8	-13.0	29.8
1580.4	-54.5	-13.0	41.5
2918.9	-53.4	-13.0	40.4
4157.1	-56.4	-13.0	43.4
6746.5	-51.4	-13.0	38.4
7916.2	-51.3	-13.0	38.3

**LTE 30**

<b>30MHz to 26.5GHz - Radiated Spurious                      LTE 30 - QPSK - Mid channel – 2310 MHz                      BW 10 MHz</b>			
Frequency	RMS (EIRP)	Limit	Margin
MHz	dBm	dBm	dB
999.1	-53.6	-40.0	13.6
3397.5	-48.3	-40.0	8.3
4403.2	-54.2	-40.0	14.2
7304.3	-53.6	-40.0	13.6
9983.9	-57.4	-40.0	17.4
21484.1	-55.1	-40.0	15.1

**LTE 41**

30MHz to 40GHz - Radiated Spurious LTE 41 - QPSK - High channel – 2680 MHz BW 20 MHz			
Frequency	RMS (EIRP)	Limit	Margin
MHz	dBm	dBm	dB
43.8	-59.6	-25.0	34.6
425.0	-69.6	-25.0	44.6
732.0	-61.3	-25.0	36.3
1000.0	-56.6	-25.0	31.6
1949.0	-50.3	-25.0	25.3
4167.0	-54.5	-25.0	29.5
6718.0	-50.1	-25.0	25.1
9019.5	-50.6	-25.0	25.6
11895.0	-45.3	-25.0	20.3
14395.5	-43.3	-25.0	18.3
16857.5	-38.5	-25.0	13.5
25760.5	-56.5	-25.0	31.6

**LTE 48**

30MHz to 40GHz – Tx Radiated Spurious LTE 48 - QPSK - Mid channel – 3625 MHz BW 20 MHz			
Frequency	RMS (EIRP)	Limit	Margin
MHz	dBm	dBm	dB
43.8	-59.9	-40.0	19.9
425.0	-69.9	-40.0	29.9
725.6	-64.4	-40.0	24.4
836.8	-58.0	-40.0	18.0
2035.0	-50.3	-40.0	10.3
5062.5	-53.9	-40.0	13.9
6218.9	-51.7	-40.0	11.7
7303.5	-53.8	-40.0	13.8
8611.5	-58.4	-40.0	18.4
9009.5	-59.1	-40.0	19.1
9979.5	-57.7	-40.0	17.7
10847.5	-58.8	-40.0	18.8
12412.0	-56.7	-40.0	16.7
14729.0	-56.5	-40.0	16.5
16468.0	-55.0	-40.0	15.0
34538.5	-53.3	-40.0	13.3

**LTE 66**

<b>30MHz to 18GHz – Tx Radiated Spurious                      LTE 66 - QPSK - High channel – 1770 MHz                      BW 20 MHz</b>			
Frequency	RMS (EIRP)	Limit	Margin
MHz	dBm	dBm	dB
3375.0	-38.1	-13.0	25.1
4110.0	-53.2	-13.0	40.2
6963.4	-50.2	-13.0	37.2
977.8	-54.1	-13.0	41.1
10674.7	-45.6	-13.0	32.6
17109.9	-36.9	-13.0	23.9

**LTE 71**

<b>30MHz to 18GHz – Tx Radiated Spurious                      LTE 71 - QPSK - Mid channel – 680.5 MHz                      BW 20 MHz</b>			
Frequency	RMS (ERP)	Limit	Margin
MHz	dBm	dBm	dB
957.7	-42.4	-13.0	29.5
1805.1	-60.8	-13.0	47.8
2014.4	-50.6	-13.0	37.6
2889.2	-58.6	-13.0	45.6
4993.3	-53.8	-13.0	41.8
5949.3	-54.5	-13.0	41.5

**B.1.3.2 5G NR**

**N5**

<b>30MHz to 18GHz – Tx Radiated Spurious                      N5 - QPSK - Low channel – 834 MHz                      BW 20 MHz</b>			
Frequency	RMS (ERP)	Limit	Margin
MHz	dBm	dBm	dB
978.2	-41.9	-13.0	28.9
1857.1	-55.7	-13.0	42.7
2073.9	-54.5	-13.0	41.5
2479.7	-54.8	-13.0	41.8
2945.8	-52.5	-13.0	39.5
7847.9	-51.1	-13.0	38.1



**N7**

<b>30MHz to 26.5GHz – Tx Radiated Spurious                      N7 - QPSK - Low channel – 2510 MHz                      BW 20 MHz</b>			
Frequency	RMS (EIRP)	Limit	Margin
MHz	dBm	dBm	dB
960.1	-53.8	-25.0	28.8
3364.5	-38.3	-25.0	13.3
4022.4	-53.5	-25.0	28.5
7289.9	-48.5	-25.0	23.5
16389.1	-37.7	-25.0	12.7
24454.3	-55.6	-25.0	30.6

**N25**

<b>30MHz to 26.5GHz – Tx Radiated Spurious                      N25 - QPSK - Low channel – 1860 MHz                      BW 20 MHz</b>			
Frequency	RMS (EIRP)	Limit	Margin
MHz	dBm	dBm	dB
998.3	-53.9	-13.0	40.9
3644.8	-53.7	-13.0	40.7
5341.8	-52.4	-13.0	39.4
6182.8	-50.0	-13.0	37.0
17070.5	-37.5	-13.0	24.5
18356.1	-57.2	-13.0	44.2

**N30**

<b>30MHz to 26.5GHz – Tx Radiated Spurious                      N30 - QPSK - Mid channel – 2310 MHz                      BW 10 MHz</b>			
Frequency	RMS (EIRP)	Limit	Margin
MHz	dBm	dBm	dB
996.6	-52.8	-40.0	12.8
3970.6	-53.0	-40.0	13.0
5397.6	-52.2	-40.0	12.2
9982.0	-57.2	-40.0	17.2
15057.5	-55.1	-40.0	15.1
21472.2	-55.7	-40.0	15.7

**N41\_HPUE**

<b>30MHz to 26.5GHz – Tx Radiated Spurious                      N41_HPUE - QPSK - Mid channel – 2592.99 MHz                      BW 80 MHz</b>			
Frequency	RMS (EIRP)	Limit	Margin
MHz	dBm	dBm	dB
47.8	-59.2	-25.0	34.2
300.0	-72.3	-25.0	47.3
724.5	-61.5	-25.0	36.5
840.2	-57.6	-25.0	32.6
1959.5	-49.9	-25.0	24.9
4138.5	-54.3	-25.0	29.3
7291.5	-49.7	-25.0	24.7
9070.5	-50.9	-25.0	25.9
11340.5	-46.0	-25.0	21.0
14743.5	-42.5	-25.0	17.5
16838.0	-38.9	-25.0	13.9
25802.0	-56.5	-25.0	31.5

**N66**

<b>30MHz to 18GHz – Tx Radiated Spurious                      N66 - QPSK - High channel – 1760 MHz                      BW 40 MHz</b>			
Frequency	RMS (EIRP)	Limit	Margin
MHz	dBm	dBm	dB
961.9	-53.7	-13.0	40.7
3395.5	-37.9	-13.0	24.9
3908.1	-54.1	-13.0	41.1
7365.8	-49.5	-13.0	36.5
13336.3	-42.9	-13.0	29.9
14980.2	-40.8	-13.0	27.8

**N71**

<b>30MHz to 18GHz – Tx Radiated Spurious                      N71 - QPSK - Mid channel – 680.5 MHz                      BW 20 MHz</b>			
Frequency	RMS (ERP)	Limit	Margin
MHz	dBm	dBm	dB
960.1	-41.8	-13.0	28.8
971.3	-42.2	-13.0	29.2
2014.0	-54.2	-13.0	41.2
2919.8	-58.5	-13.0	45.5
5000.3	-49.2	-13.0	36.2
5888.0	-54.8	-13.0	41.8

**N77\_HPUE**

<b>30MHz to 40GHz – Tx Radiated Spurious                      N77_HPUE - QPSK - Low channel – 3750 MHz                      BW 100 MHz</b>			
Frequency	RMS (EIRP)	Limit	Margin
MHz	dBm	dBm	dB
47.8	-59.3	-13.0	46.3
300.0	-72.3	-13.0	59.3
774.5	-65.0	-13.0	52.0
841.0	-58.6	-13.0	45.6
1450.0	-51.7	-13.0	38.7
4988.0	-53.7	-13.0	40.7
5998.6	-53.2	-13.0	40.2
7311.0	-54.0	-13.0	41.0
8383.5	-57.0	-13.0	44.0
9981.5	-57.8	-13.0	44.8
11871.0	-57.7	-13.0	44.7
14742.0	-56.6	-13.0	43.6
17337.5	-54.2	-13.0	41.2
34520.0	-53.5	-13.0	40.5

**B.1.3.3 LTE ULCA-INTRA**
**LTE 5B\_CA**

30MHz to 18GHz – Tx Radiated Spurious LTE 5B_CA – QPSK – Low channel – 829/838.9 MHz BW 10/10 MHz			
Frequency	RMS (EIRP)	Limit	Margin
MHz	dBm	dBm	dB
814.8	-25.6	-13.0	12.6
2493.6	-46.3	-13.0	33.3
4135.3	-53.8	-13.0	40.8
10588.4	-43.8	-13.0	30.8
16374.9	-37.5	-13.0	24.5

**LTE 66B\_CA**

30MHz to 18GHz – Tx Radiated Spurious LTE 66B_CA – QPSK – High channel – 1765.1/1775 MHz BW 10/10 MHz			
Frequency	RMS (EIRP)	Limit	Margin
MHz	dBm	dBm	dB
960.3	-53.9	-13.0	40.9
3375.5	-38.0	-13.0	25.0
5380.2	-52.8	-13.0	39.8
6940.5	-49.4	-13.0	36.4
9301.3	-48.1	-13.0	35.1
13346.5	-42.6	-13.0	29.6

**LTE 7C\_CA**

30MHz to 26.5GHz – Tx Radiated Spurious LTE 7C_CA – QPSK – Low channel – 2510/2529.8 MHz BW 20/20 MHz			
Frequency	RMS (EIRP)	Limit	Margin
MHz	dBm	dBm	dB
962.3	-54.0	-25.0	29.1
3396.5	-38.0	-25.0	13.0
6932.7	-48.0	-25.0	23.0
13396.1	-42.7	-25.0	17.7
16390.1	-37.7	-25.0	12.7
24422.2	-55.6	-25.0	30.6

**LTE 41C\_CA**

<b>30MHz to 26.5GHz – Tx Radiated Spurious                      LTE 41C_CA – QPSK – High channel – 2660.2/2680 MHz                      BW 20/20 MHz</b>			
Frequency	RMS (EIRP)	Limit	Margin
MHz	dBm	dBm	dB
30.6	-60.9	-25.0	35.9
425.0	-70.0	-25.0	45.0
775.0	-65.0	-25.0	40.0
1000.0	-56.6	-25.0	31.6
1546.0	-51.7	-25.0	26.7
2013.0	-49.9	-25.0	24.9
4592.0	-55.6	-25.0	30.6
6982.5	-50.3	-25.0	25.3
8804.0	-51.0	-25.0	25.9
11826.5	-45.8	-25.0	20.8
14377.0	-43.0	-25.0	18.0
16866.0	-38.7	-25.0	13.7
25781.5	-56.4	-25.0	31.4

**LTE 48C\_CA**

<b>30MHz to 40GHz – Tx Radiated Spurious                      LTE 48C_CA – QPSK – Mid channel – 3615.1/3634.9 MHz                      BW 20/20 MHz</b>			
Frequency	RMS (EIRP)	Limit	Margin
MHz	dBm	dBm	dB
47.8	-59.5	-40.0	19.5
425.0	-70.0	-40.0	30.0
775.0	-65.1	-40.0	25.1
1000.0	-57.3	-40.0	17.3
1570.5	-52.0	-40.0	12.1
4949.5	-53.9	-40.0	13.9
6022.0	-52.9	-40.0	12.9
7299.5	-53.4	-40.0	13.4
7321.5	-54.4	-40.0	14.4
8574.5	-59.0	-40.0	19.0
10858.0	-57.2	-40.0	17.2
17017.0	-53.9	-40.0	13.9
15045.5	-56.2	-40.0	16.2
34510.5	-53.5	-40.0	13.6

**B.1.3.4 LTE ULCA-INTER**
**LTE 2A-13A**

<b>30MHz to 26.5GHz – Tx Radiated Spurious                      LTE 2A-13A – QPSK – Mid/Mid channel – 1880/782 MHz                      BW 20/10 MHz</b>			
Frequency	RMS (EIRP)	Limit	Margin
MHz	dBm	dBm	dB
987.6	-40.3	-13.0	27.3
2346.5	-49.2	-13.0	36.2
3399.5	-47.4	-13.0	34.4
3474.9	-53.4	-13.0	40.4
13346.5	-42.4	-13.0	29.4
18384.4	-57.1	-13.0	44.1

**LTE 2A-48A**

<b>30MHz to 40GHz – Tx Radiated Spurious                      LTE 2A-48A – QPSK – Mid/Mid channel – 1880/3625 MHz                      BW 20/20 MHz</b>			
Frequency	RMS (EIRP)	Limit	Margin
MHz	dBm	dBm	dB
30.0	-55.1	-40.0	15.1
524.7	-57.8	-40.0	17.8
717.0	-58.6	-40.0	18.6
1000.0	-55.8	-40.0	15.8
1554.0	-50.8	-40.0	10.8
5634.5	-49.9	-40.0	9.8
7302.5	-53.2	-40.0	13.2
7303.5	-54.2	-40.0	14.2
8600.0	-58.7	-40.0	18.7
11713.5	-57.7	-40.0	17.7
14740.0	-56.6	-40.0	16.6
17348.0	-54.2	-40.0	14.2
34600.0	-53.7	-40.0	13.7

**LTE 5A-7A**

<b>30MHz to 26.5GHz – Tx Radiated Spurious                      LTE 5A-7A – QPSK – Low/High channel – 829/2560 MHz                      BW 10/20 MHz</b>			
Frequency	RMS (EIRP)	Limit	Margin
MHz	dBm	dBm	dB
998.3	-39.8	-25.0	14.8
3397.0	-37.3	-25.0	12.3
3683.2	-54.0	-25.0	29.0
6964.3	-48.5	-25.0	23.5
16391.1	-38.0	-25.0	13.0
24434.0	-55.3	-25.0	30.3

**LTE 5A-66A**

<b>30MHz to 18GHz – Tx Radiated Spurious                      LTE 5A-66A – QPSK – Low/High channel – 829/1770 MHz                      BW 10/20 MHz</b>			
Frequency	RMS (EIRP)	Limit	Margin
MHz	dBm	dBm	dB
987.6	-40.2	-13.0	27.2
3399.0	-37.4	-13.0	24.4
6963.4	-49.4	-13.0	36.4
7279.2	-48.3	-13.0	35.3
13353.8	-42.3	-13.0	29.3
16698.7	-38.0	-13.0	25.0

**LTE 12A-30A**

<b>30MHz to 26.5GHz – Tx Radiated Spurious                      LTE 12A-30A – QPSK – Low/Mid channel – 704/2310 MHz                      BW 10/10 MHz</b>			
Frequency	RMS (EIRP)	Limit	Margin
MHz	dBm	dBm	dB
996.0	-50.9	-40.0	10.9
3395.5	-47.4	-40.0	7.4
6146.1	-50.2	-40.0	10.2
7275.8	-53.2	-40.0	13.2
9457.6	-59.1	-40.0	19.1
21494.0	-55.3	-40.0	15.3

**LTE 12A-66A**

<b>30MHz to 18GHz – Tx Radiated Spurious                      LTE 12A-66A – QPSK – High/High channel – 711/1770 MHz                      BW 10/20 MHz</b>			
Frequency	RMS (EIRP)	Limit	Margin
MHz	dBm	dBm	dB
968.6	-40.1	-13.0	27.1
3399.0	-37.5	-13.0	24.5
4062.8	-53.0	-13.0	40.0
7276.8	-49.0	-13.0	36.0
13339.2	-42.6	-13.0	29.6
16382.3	-37.5	-13.0	24.5

**LTE 13A-48A**

<b>30MHz to 40GHz – Tx Radiated Spurious                      LTE 13A-48A – QPSK – Mid/Mid channel – 782/3625 MHz                      BW 10/20 MHz</b>			
Frequency	RMS (EIRP)	Limit	Margin
MHz	dBm	dBm	dB
30.0	-55.1	-40.0	15.1
525.0	-58.3	-40.0	18.3
774.9	-51.5	-40.0	11.5
1000.0	-52.8	-40.0	12.8
2346.5	-49.5	-40.0	9.5
5220.0	-55.1	-40.0	15.1
5902.7	-53.5	-40.0	13.5
7287.0	-54.2	-40.0	14.2
7298.0	-54.1	-40.0	14.1
8383.5	-56.6	-40.0	16.6
12411.0	-56.7	-40.0	16.7
14730.0	-56.5	-40.0	16.6
16996.0	-54.0	-40.0	14.0
34539.5	-53.1	-40.0	13.2



**LTE 14A-30A**

**30MHz to 26.5GHz – Tx Radiated Spurious  
 LTE 14A-30A – QPSK – Mid/Mid channel – 793/2310 MHz  
 BW 10/10 MHz**

Frequency	RMS (EIRP)	Limit	Margin
MHz	dBm	dBm	dB
979.6	-50.0	-40.0	10.1
3400.0	-47.6	-40.0	7.6
4161.0	-52.5	-40.0	12.5
7284.0	-53.6	-40.0	13.6
14972.4	-55.5	-40.0	15.5
22887.5	-55.9	-40.0	15.9

**LTE 14A-66A**

**30MHz to 18GHz – Tx Radiated Spurious  
 LTE 14A-66A – QPSK – Mid/High channel – 793/1770 MHz  
 BW 10/20 MHz**

Frequency	RMS (EIRP)	Limit	Margin
MHz	dBm	dBm	dB
997.7	-39.8	-13.0	26.8
3368.5	-37.5	-13.0	24.5
4172.3	-53.5	-13.0	40.5
6987.7	-49.5	-13.0	36.5
13334.3	-43.3	-13.0	30.3
15020.6	-40.8	-13.0	27.8

**LTE 25A-26A**

**30MHz to 26.5GHz – Tx Radiated Spurious  
 LTE 25A-26A – QPSK – Low/Low channel – 1860/831.5 MHz  
 BW 20/15 MHz**

Frequency	RMS (EIRP)	Limit	Margin
MHz	dBm	dBm	dB
978.5	-40.1	-13.0	27.1
3397.0	-37.4	-13.0	24.4
6792.1	-48.5	-13.0	35.5
13344.5	-42.8	-13.0	29.8
16423.7	-37.5	-13.0	24.5
25792.1	-55.3	-13.0	42.3

**B.1.3.5 EN-DC**
**LTE 5A –N2A**

<b>30MHz to 26.5GHz – Tx Radiated Spurious                      LTE 5A- N2A – QPSK – Low/Mid channel – 829/1880 MHz                      BW 10/20 MHz</b>			
Frequency	RMS (EIRP)	Limit	Margin
MHz	dBm	dBm	dB
958.2	-40.3	-13.0	27.3
2474.0	-38.7	-13.0	25.7
6985.8	-48.6	-13.0	35.6
7297.7	-48.4	-13.0	35.4
13403.9	-42.4	-13.0	29.4
18369.3	-57.6	-13.0	44.6

**LTE 2A –N5A**

<b>30MHz to 26.5GHz – Tx Radiated Spurious                      LTE 2A- N5A – QPSK – Mid/Mid channel – 1880/836.5 MHz                      BW 20/20 MHz</b>			
Frequency	RMS (EIRP)	Limit	Margin
MHz	dBm	dBm	dB
971.6	-40.5	-13.0	27.5
3387.0	-37.5	-13.0	24.5
4988.5	-53.4	-13.0	40.4
7342.0	-49.4	-13.0	36.4
14984.1	-40.9	-13.0	27.9

**LTE 48A –N66A**

<b>30MHz to 40GHz – Tx Radiated Spurious                      LTE 48A- N66A – QPSK – Mid/High channel – 3625/1760 MHz                      BW 20/40 MHz</b>			
Frequency	RMS (EIRP)	Limit	Margin
MHz	dBm	dBm	dB
47.8	-62.1	-40.0	22.1
425.0	-69.8	-40.0	29.8
712.8	-59.5	-40.0	19.5
1000.0	-57.0	-40.0	17.0
3350.5	-46.5	-40.0	6.5
5235.5	-52.3	-40.0	12.3
5817.5	-53.6	-40.0	13.6
7307.0	-54.2	-40.0	14.2
8403.5	-57.0	-40.0	17.0
10874.5	-56.9	-40.0	16.9
11520.5	-58.1	-40.0	18.1
14899.5	-56.9	-40.0	16.9
17330.0	-54.2	-40.0	14.2
29895.0	-54.6	-40.0	14.6

**LTE 41A –N41A\_HPUE**

<b>30MHz to 40GHz – Tx Radiated Spurious                      LTE 41A- N41A_HPUE – QPSK – Mid/High channel – 2593/2649.99 MHz                      BW 20/80 MHz</b>			
Frequency	RMS (EIRP)	Limit	Margin
MHz	dBm	dBm	dB
143.3	-62.4	-25.0	37.4
300.0	-73.0	-25.0	48.0
717.0	-60.4	-25.0	35.4
1000.0	-57.0	-25.0	32.0
4133.5	-54.7	-25.0	29.7
6999.0	-50.5	-25.0	25.6
9060.5	-50.6	-25.0	25.6
11903.0	-45.3	-25.0	20.3
14985.5	-42.3	-25.0	17.3
17528.5	-38.9	-25.0	13.9
1955.5	-40.5	-25.0	15.5
25802.0	-56.2	-25.0	31.2

**LTE 2A –N78A**

**30MHz to 40GHz – Tx Radiated Spurious  
 LTE 2A- N78A – QPSK – Mid/Mid channel – 1880/3750 MHz  
 BW 20/50 MHz**

Frequency	RMS (EIRP)	Limit	Margin
MHz	dBm	dBm	dB
300.0	-72.3	-13.0	59.3
141.2	-60.8	-13.0	47.8
713.1	-56.9	-13.0	43.9
845.1	-57.1	-13.0	44.1
6862.0	-54.9	-13.0	41.9
7302.0	-54.1	-13.0	41.1
5639.9	-47.3	-13.0	34.3
8393.5	-56.7	-13.0	43.7
12388.0	-56.7	-13.0	43.7
14715.0	-56.6	-13.0	43.6
1541.5	-50.2	-13.0	37.2
17004.5	-54.1	-13.0	41.1
34566.0	-53.2	-13.0	40.2

**B.2 Declared ERP / EIRP**

	Band	Form-Factor	WWAN Antenna	Tx Antenna	Conducted Power (dBm)	Antenna Gain (dBi)	ERP / EIRP (dBm)	ERP / EIRP (W)
WCDMA	WCDMA II	Notebook	Hong Bo	Ant 5	21.0	-2.02	18.98	0.08
	WCDMA IV	Notebook	Hong Bo	Ant 5	21.5	-2.25	19.25	0.08
	WCDMA V*	Notebook	Hong Bo	Ant 5	25.0	-3.38	19.47	0.09
LTE	LTE 2	Notebook	Hong Bo	Ant 5	21.0	-2.02	18.98	0.08
	LTE 4	Notebook	Hong Bo	Ant 5	21.5	-2.25	19.25	0.08
	LTE 5*	Notebook	Hong Bo	Ant 5	25.0	-3.38	19.47	0.09
	LTE 7	Notebook	Hong Bo	Ant 5	21.0	-1.58	19.42	0.09
	LTE12*	Notebook	Hong Bo	Ant 5	25.0	-4.04	18.81	0.08
	LTE 13*	Notebook	Hong Bo	Ant 5	25.0	-3.73	19.12	0.08
	LTE14*	Notebook	Hong Bo	Ant 5	25.0	-4.71	18.14	0.07
	LTE17*	Notebook	Hong Bo	Ant 5	25.0	-4.04	18.81	0.08
	LTE 25	Notebook	Hong Bo	Ant 5	21.0	-2.02	18.98	0.08
	LTE 26*	Notebook	Hong Bo	Ant 5	25.0	-3.38	19.47	0.09
	LTE 30	Notebook	Hong Bo	Ant 5	22.5	-1.10	21.4	0.14
	LTE 38	Notebook	Hong Bo	Ant 5	23.5	-1.83	21.67	0.15
	LTE 41	Notebook	Hong Bo	Ant 5	21.0	-1.41	19.59	0.09
	LTE 48	Notebook	Hong Bo	Ant 8	15.5	0.46	15.96	0.04
	LTE 66	Notebook	Hong Bo	Ant 5	21.5	-2.25	19.25	0.08
LTE 71*	Tablet	Hong Bo	Ant 5	23.0	-6.10	14.75	0.03	
5G NR	N 2	Notebook	Hong Bo	Ant 5	21.0	-2.02	18.98	0.08
	N 5*	Notebook	Hong Bo	Ant 5	25.0	-3.38	19.47	0.09
	N 7	Notebook	Hong Bo	Ant 5	21.0	-1.58	19.42	0.09
	N25	Notebook	Hong Bo	Ant 5	21.0	-2.02	18.98	0.08
	N 30	Notebook	Hong Bo	Ant 5	22.5	-1.10	21.4	0.14
	N38	Notebook	Hong Bo	Ant 5	23.5	-1.83	21.67	0.15
	N 41	Notebook	Hong Bo	Ant 5	21.0	-1.41	19.59	0.09
	N 66	Notebook	Hong Bo	Ant 5	21.5	-2.25	19.25	0.08
	N71*	Tablet	Hong Bo	Ant 5	23.0	-6.10	14.75	0.03
	N 77	Tablet	Hong Bo	Ant 8	14.0	1.29	15.29	0.03
N 78	Notebook	Hong Bo	Ant 8	15.0	0.46	15.46	0.04	

\* ERP values