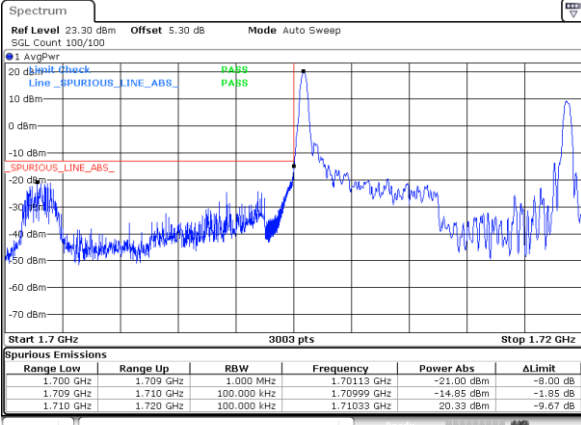




LTE Band 66B / 5MHz+5MHz

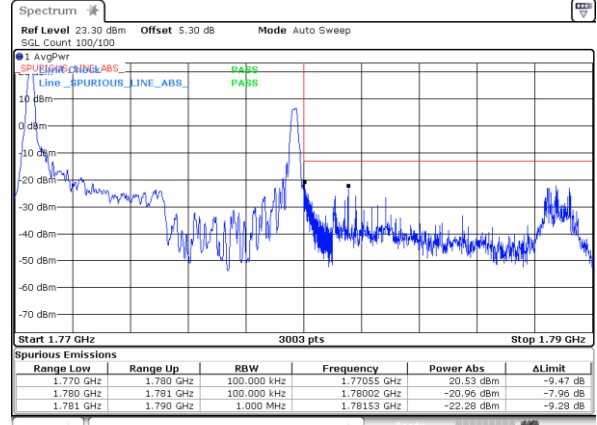
16QAM

Lowest Band Edge / 1RB0 and 1RBMAX



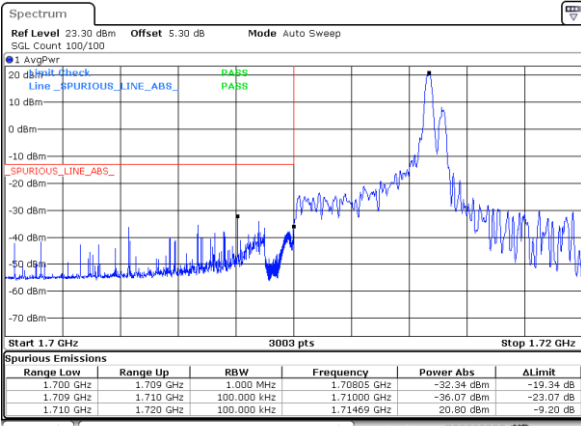
Date: 28\_JAN\_2021 20:43:21

Highest Band Edge / 1RB0 and 1RBMAX



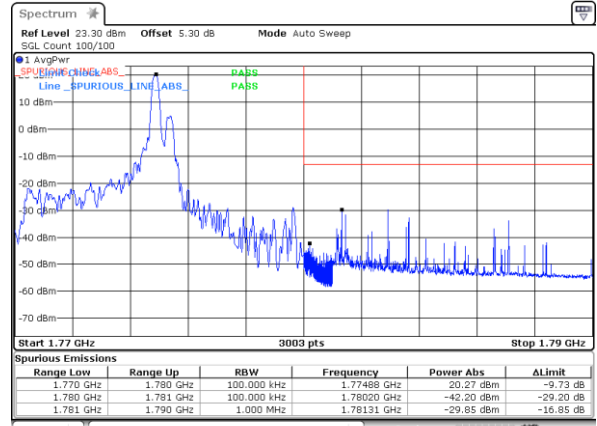
Date: 28\_JAN\_2021 20:52:43

Lowest Band Edge / 1RBMAX and 1RB0



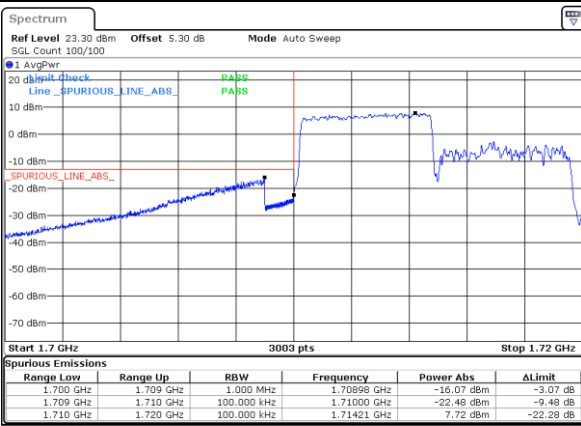
Date: 28\_JAN\_2021 20:46:55

Highest Band Edge / 1RBMAX and 1RB0



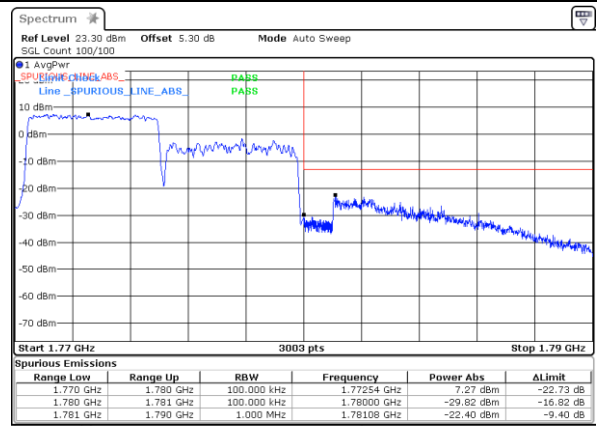
Date: 28\_JAN\_2021 20:51:20

Lowest Band Edge / Full RB



Date: 28\_JAN\_2021 20:42:06

Highest Band Edge / Full RB



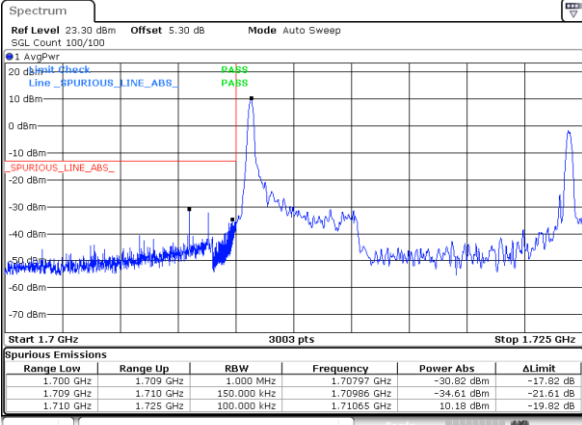
Date: 28\_JAN\_2021 20:54:18



LTE Band 66B / 5MHz+10MHz

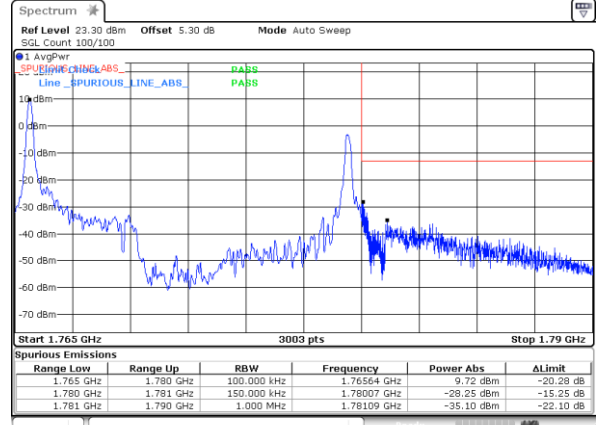
16QAM

Lowest Band Edge / 1RB0 and 1RBMAX



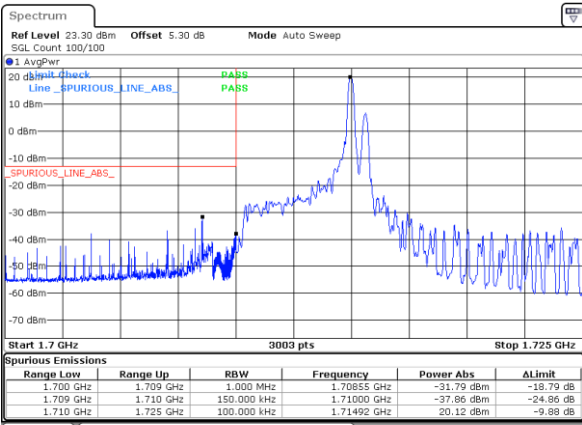
Date: 28\_JAN.2021 20:56:55

Highest Band Edge / 1RB0 and 1RBMAX



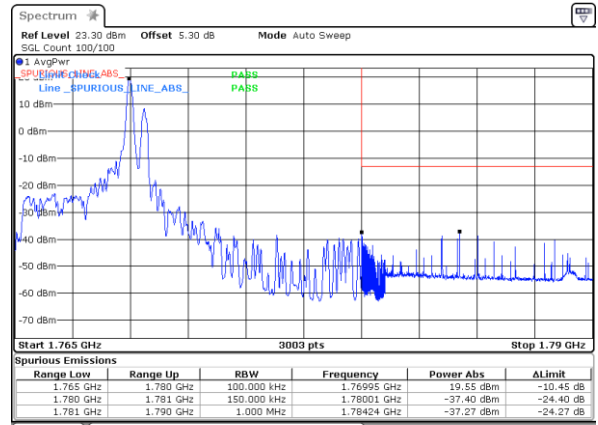
Date: 28\_JAN.2021 21:05:19

Lowest Band Edge / 1RBMAX and 1RB0



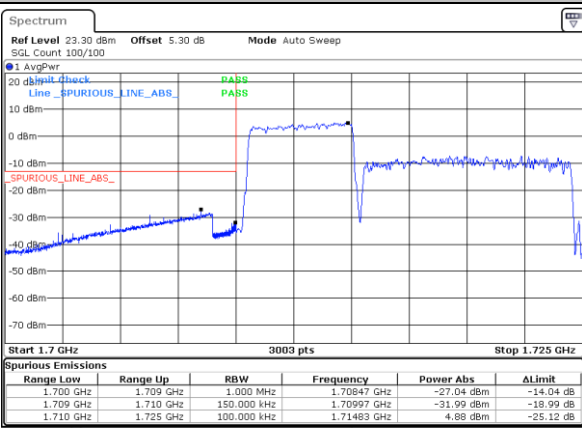
Date: 28\_JAN.2021 20:59:07

Highest Band Edge / 1RBMAX and 1RB0



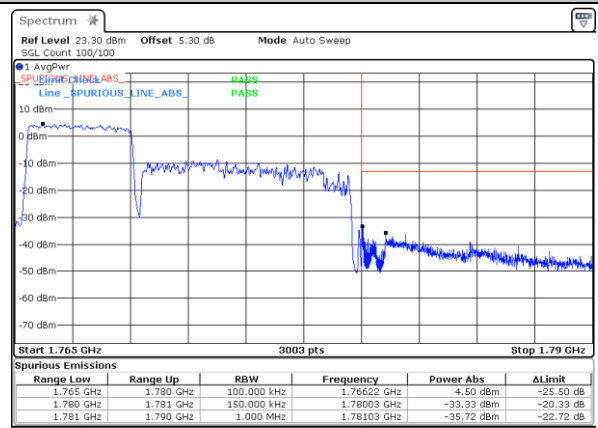
Date: 28\_JAN.2021 21:03:17

Lowest Band Edge / Full RB



Date: 28\_JAN.2021 20:55:42

Highest Band Edge / Full RB



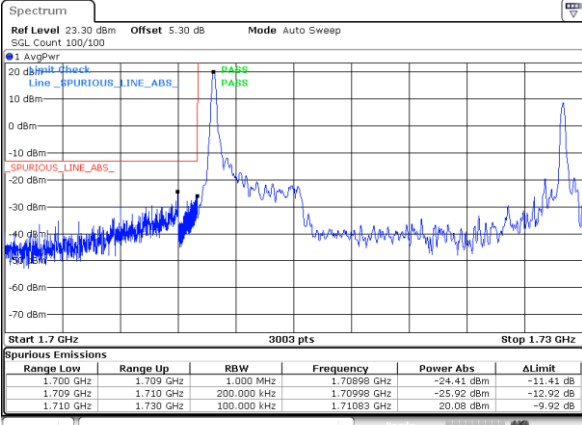
Date: 28\_JAN.2021 21:07:10



LTE Band 66B/ 5MHz+15MHz

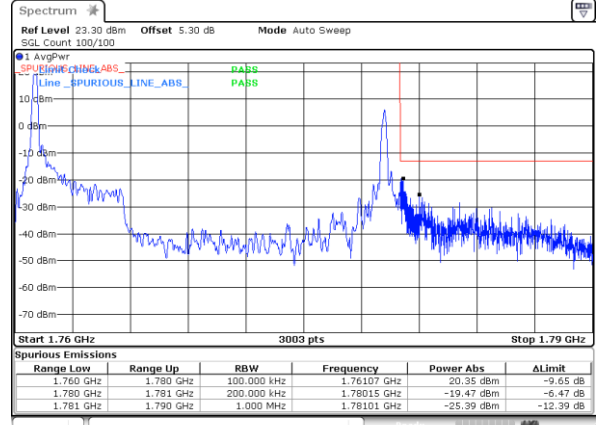
16QAM

Lowest Band Edge / 1RB0 and 1RBMAX



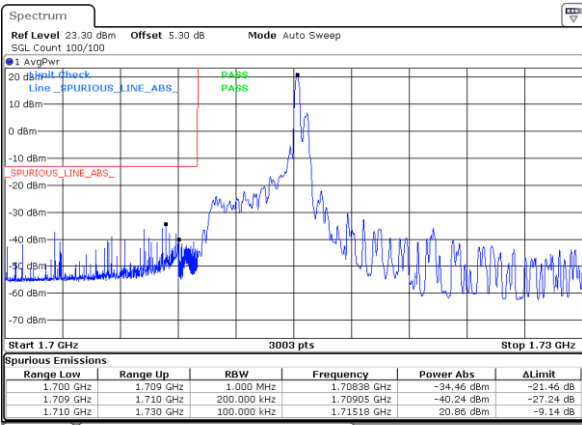
Date: 28\_JAN.2021 21:35:33

Highest Band Edge / 1RB0 and 1RBMAX



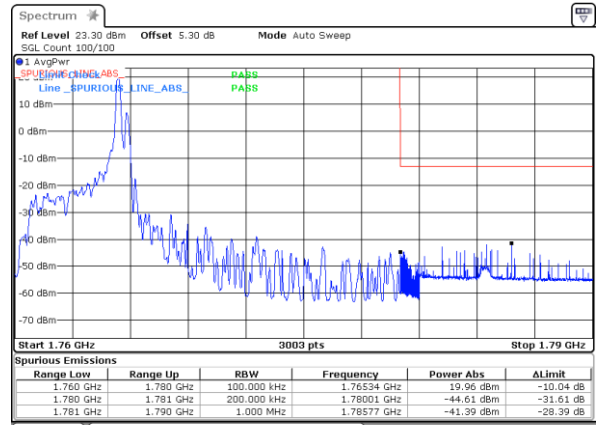
Date: 28\_JAN.2021 21:46:34

Lowest Band Edge / 1RBMAX and 1RB0



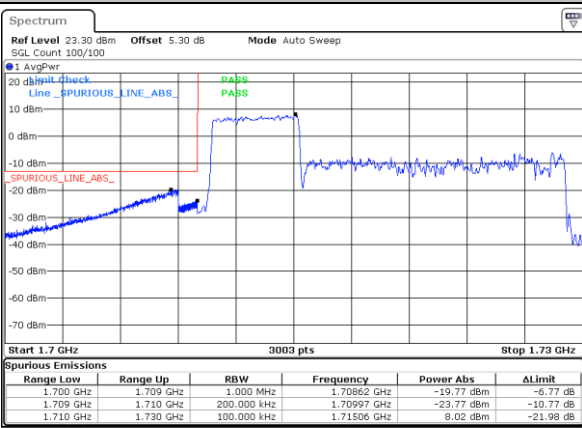
Date: 28\_JAN.2021 21:36:16

Highest Band Edge / 1RBMAX and 1RB0



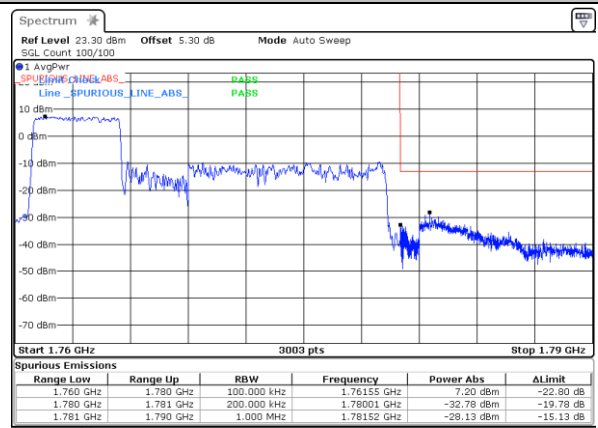
Date: 28\_JAN.2021 21:43:56

Lowest Band Edge / Full RB



Date: 28\_JAN.2021 21:33:31

Highest Band Edge / Full RB



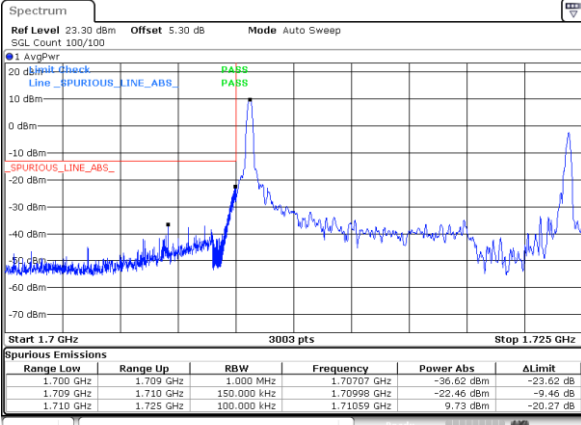
Date: 28\_JAN.2021 21:48:18



LTE Band 66B / 10MHz+5MHz

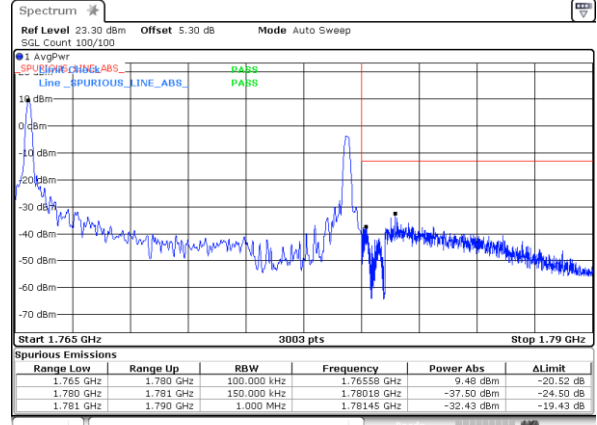
16QAM

Lowest Band Edge / 1RB0 and 1RBMAX



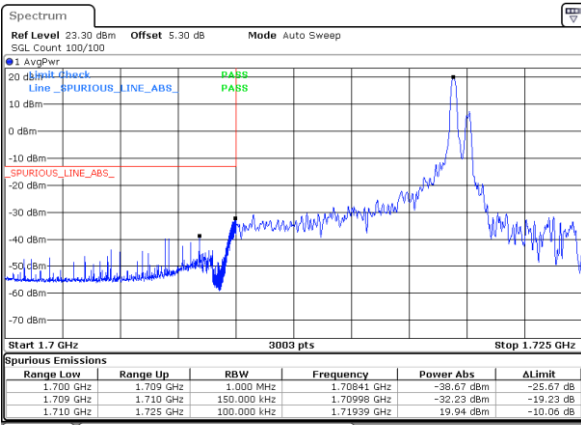
Date: 28\_JAN.2021 21:15:04

Highest Band Edge / 1RB0 and 1RBMAX



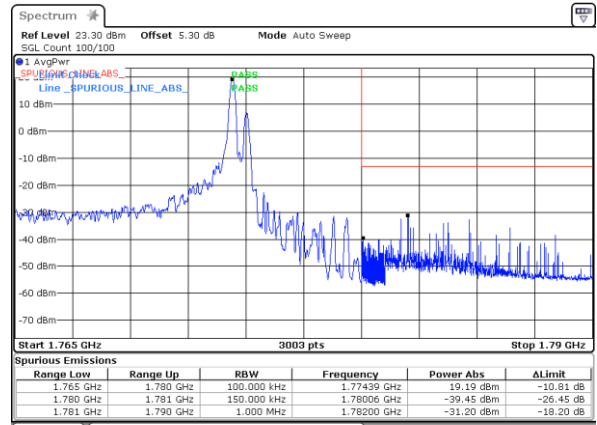
Date: 28\_JAN.2021 21:26:13

Lowest Band Edge / 1RBMAX and 1RB0



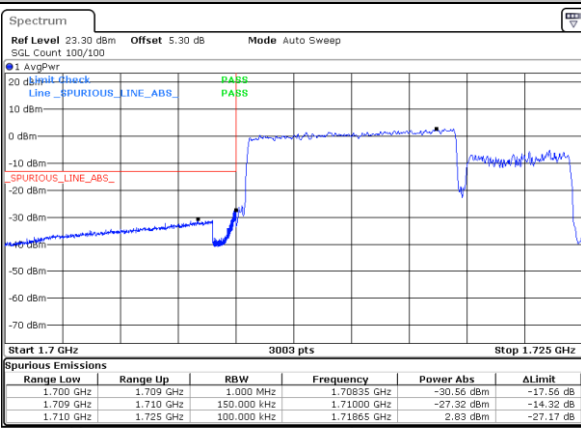
Date: 28\_JAN.2021 21:17:44

Highest Band Edge / 1RBMAX and 1RB0



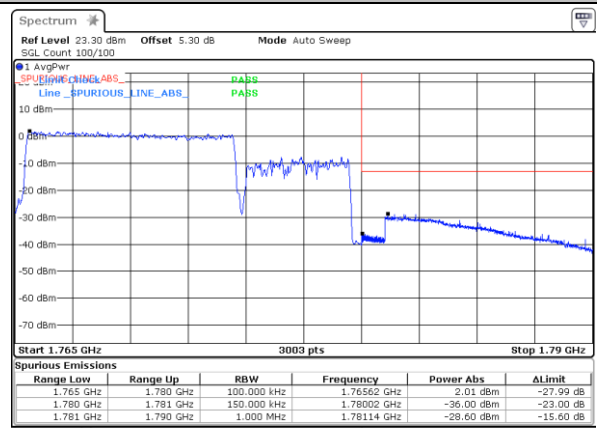
Date: 28\_JAN.2021 21:24:05

Lowest Band Edge / Full RB



Date: 28\_JAN.2021 21:13:54

Highest Band Edge / Full RB



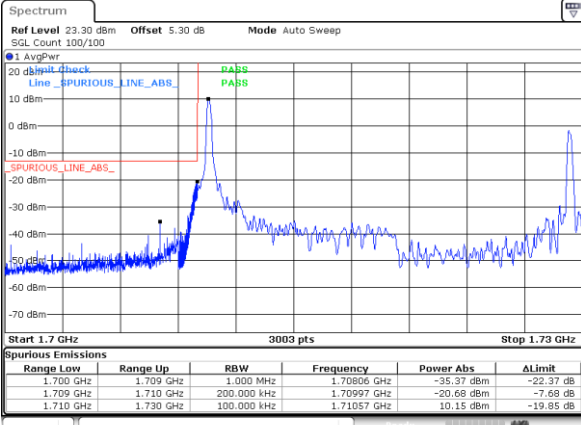
Date: 28\_JAN.2021 21:28:47



LTE Band 66B / 10MHz+10MHz

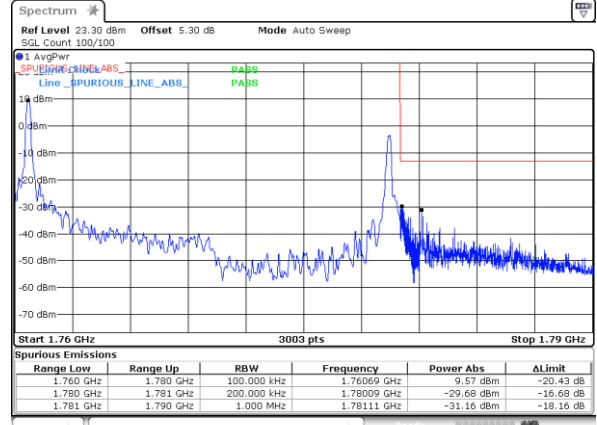
16QAM

Lowest Band Edge / 1RB0 and 1RBMAX



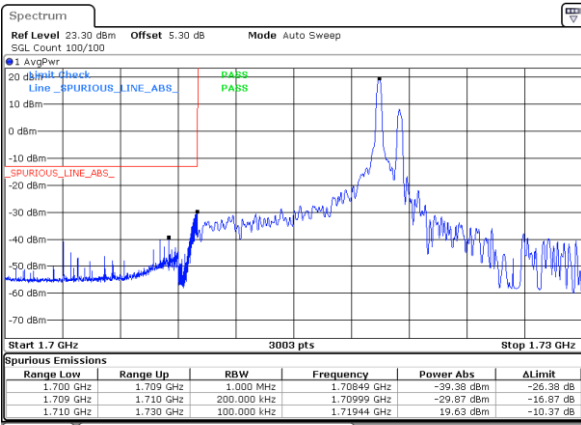
Date: 28\_JAN.2021 22:20:16

Highest Band Edge / 1RB0 and 1RBMAX



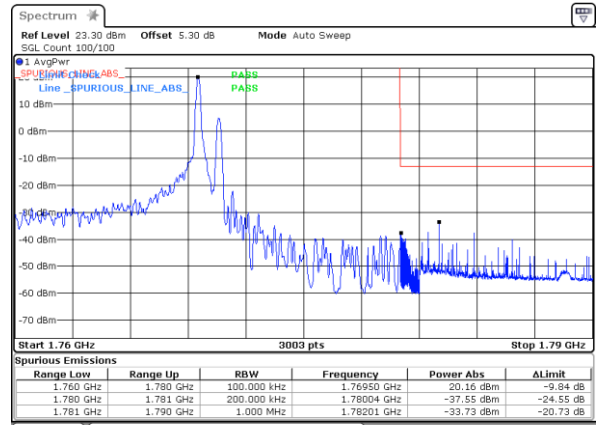
Date: 28\_JAN.2021 22:33:50

Lowest Band Edge / 1RBMAX and 1RB0



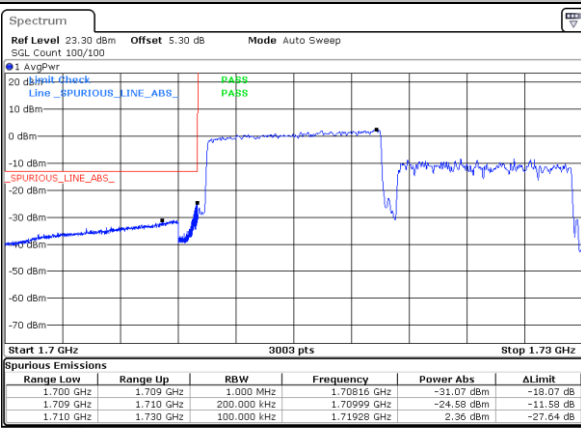
Date: 28\_JAN.2021 22:21:25

Highest Band Edge / 1RBMAX and 1RB0



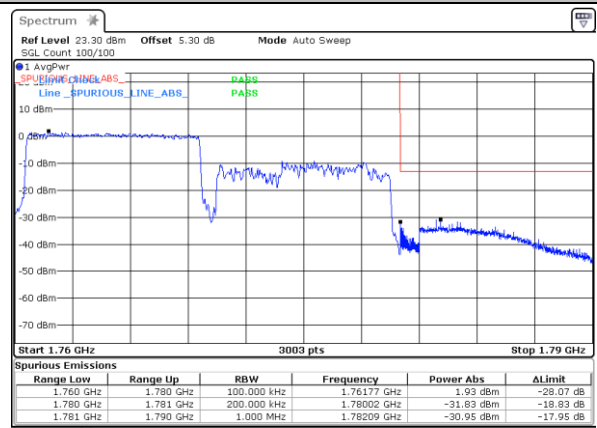
Date: 28\_JAN.2021 22:39:18

Lowest Band Edge / Full RB



Date: 28\_JAN.2021 22:13:43

Highest Band Edge / Full RB



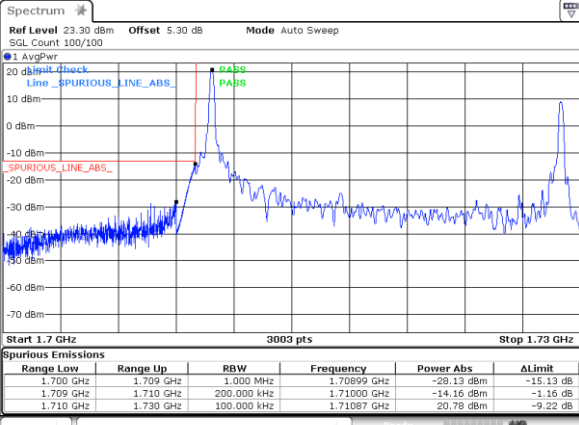
Date: 28\_JAN.2021 22:33:04



LTE Band 66B / 15MHz+5MHz

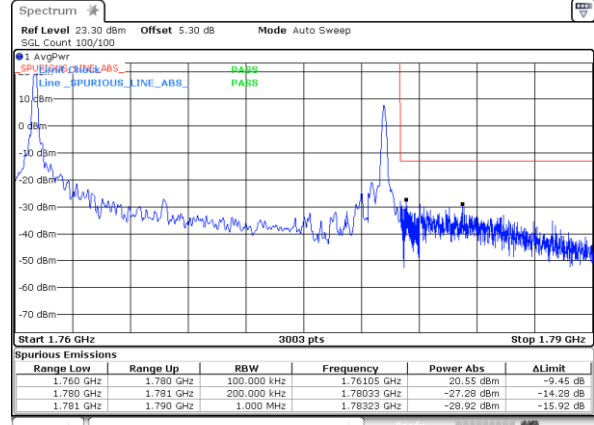
16QAM

Lowest Band Edge / 1RB0 and 1RBMAX



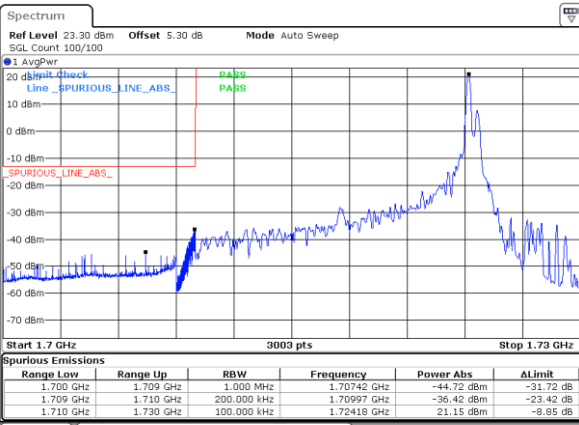
Date: 28\_JAN.2021 21:55:24

Highest Band Edge / 1RB0 and 1RBMAX



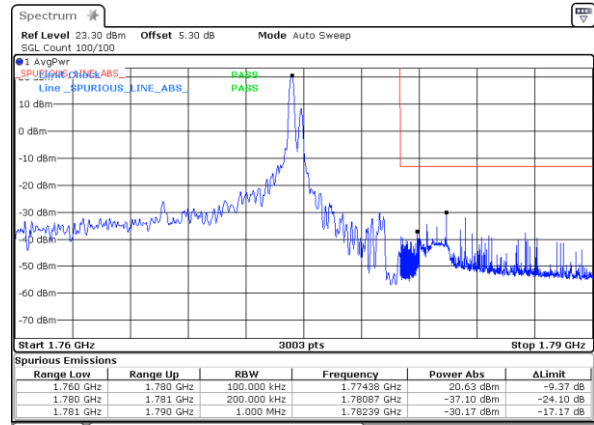
Date: 28\_JAN.2021 22:09:23

Lowest Band Edge / 1RBMAX and 1RB0



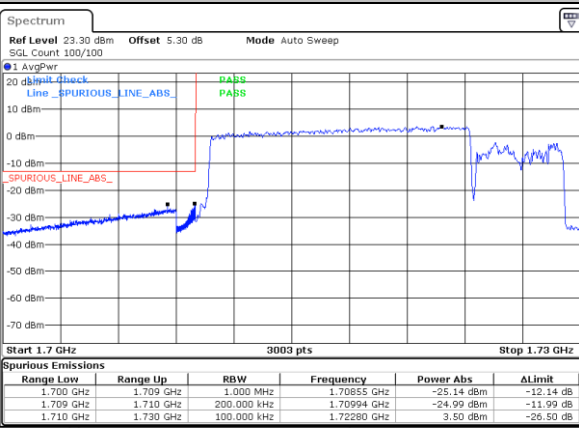
Date: 28\_JAN.2021 21:56:09

Highest Band Edge / 1RBMAX and 1RB0



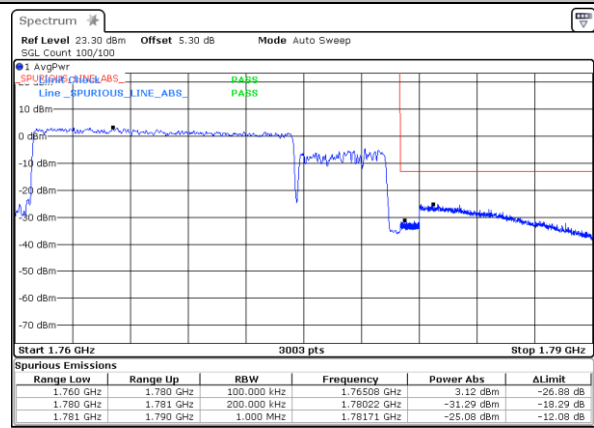
Date: 28\_JAN.2021 22:03:48

Lowest Band Edge / Full RB



Date: 28\_JAN.2021 21:51:16

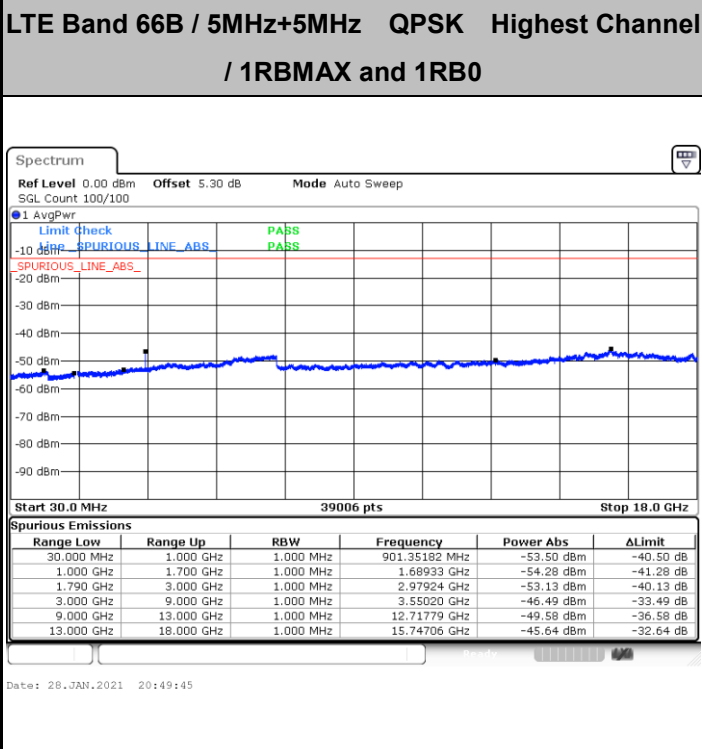
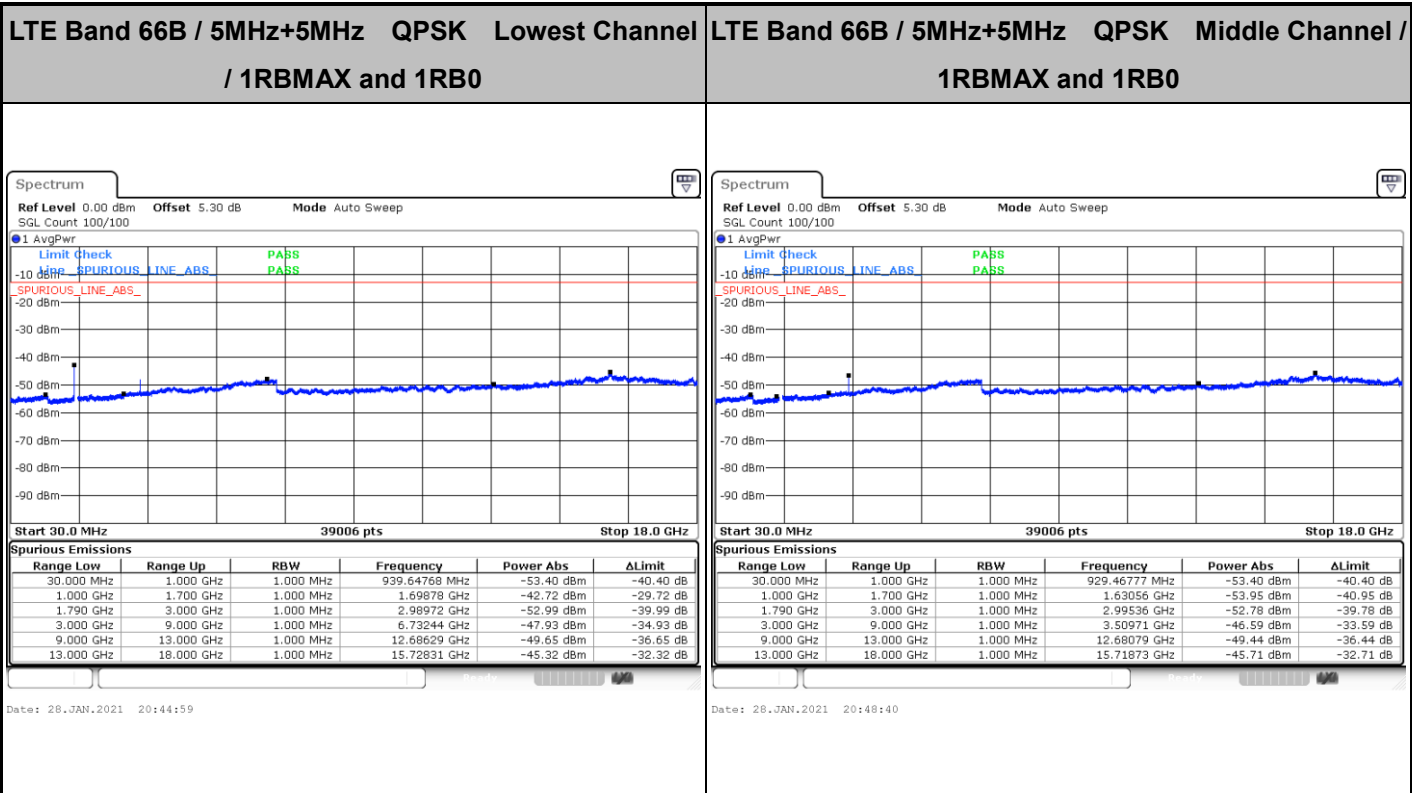
Highest Band Edge / Full RB



Date: 28\_JAN.2021 22:07:18



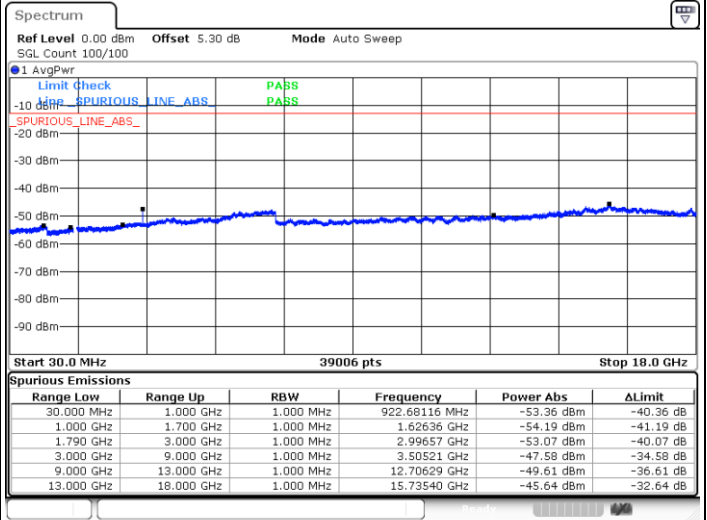
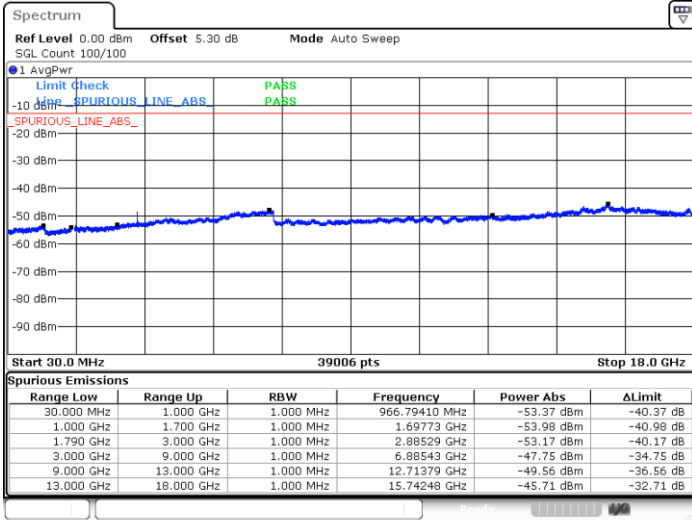
# Conducted Spurious Emission





LTE Band 66B / 5MHz+10MHz QPSK Lowest Channel / 1RBMAX and 1RB0

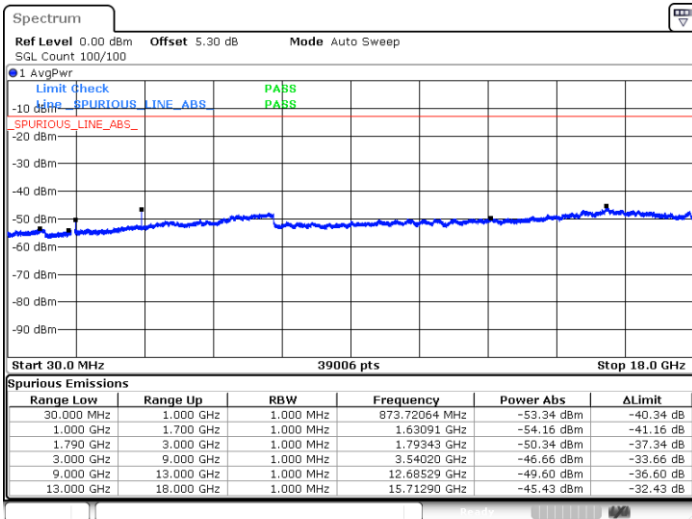
LTE Band 66B / 5MHz+10MHz QPSK Middle Channel / 1RBMAX and 1RB0



Date: 28.JAN.2021 20:58:29

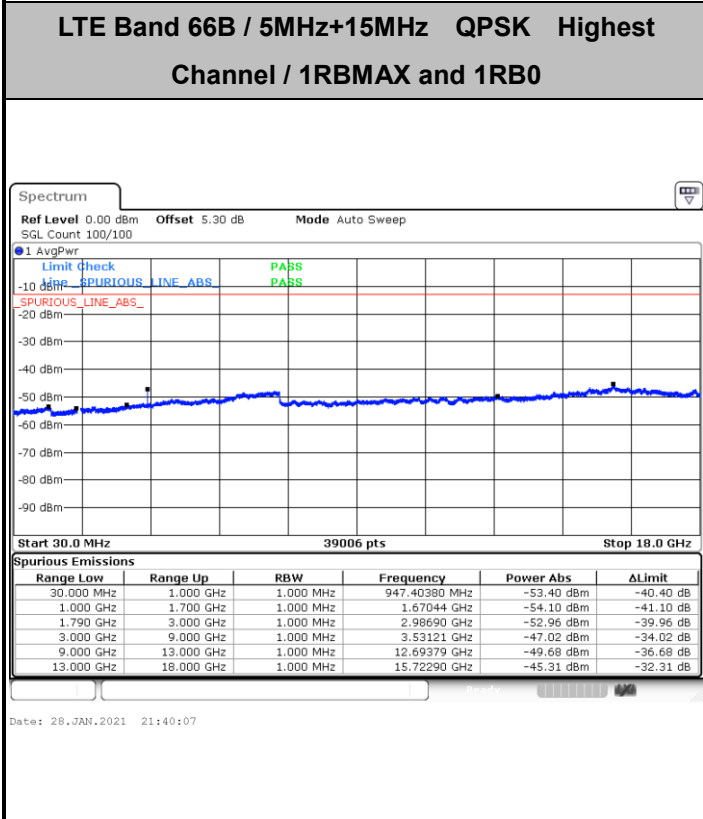
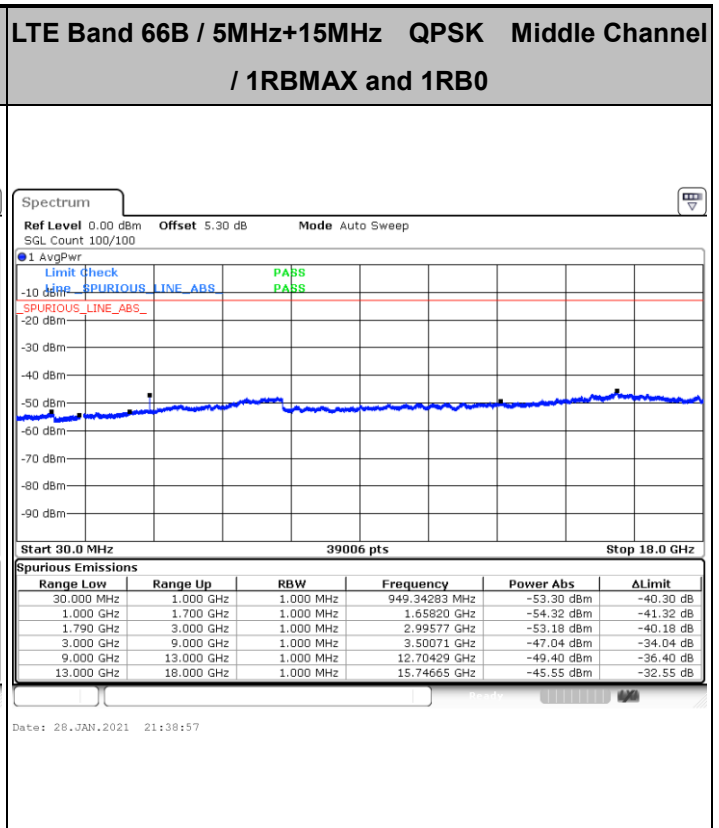
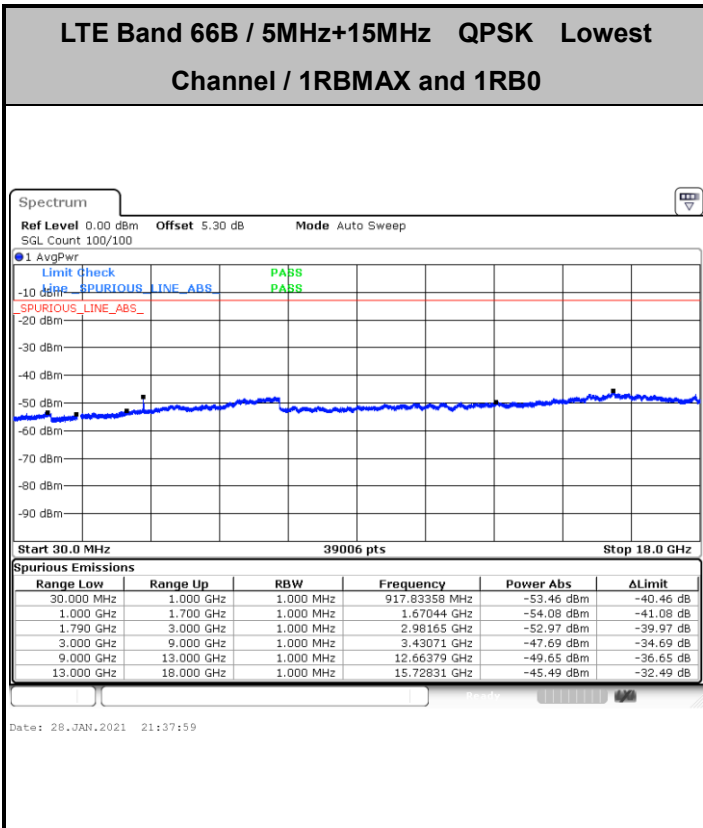
Date: 28.JAN.2021 21:00:14

LTE Band 66B / 5MHz+10MHz QPSK Highest Channel / 1RBMAX and 1RB0



Date: 28.JAN.2021 21:01:59

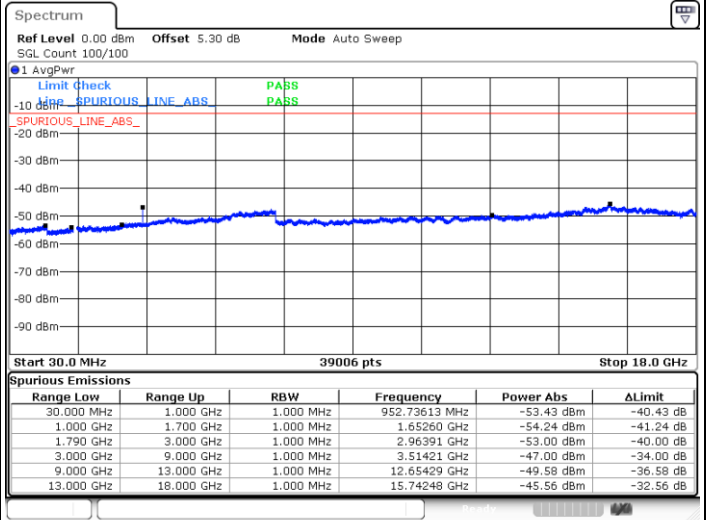
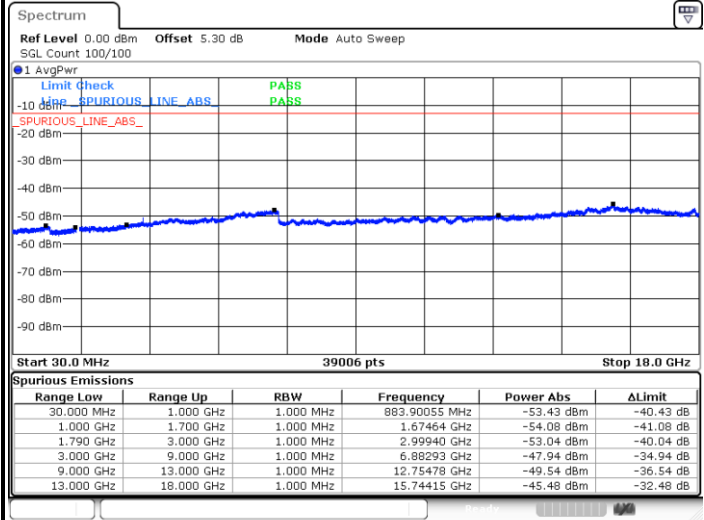






**LTE Band 66B / 10MHz+5MHz QPSK Lowest Channel / 1RBMAX and 1RB0**

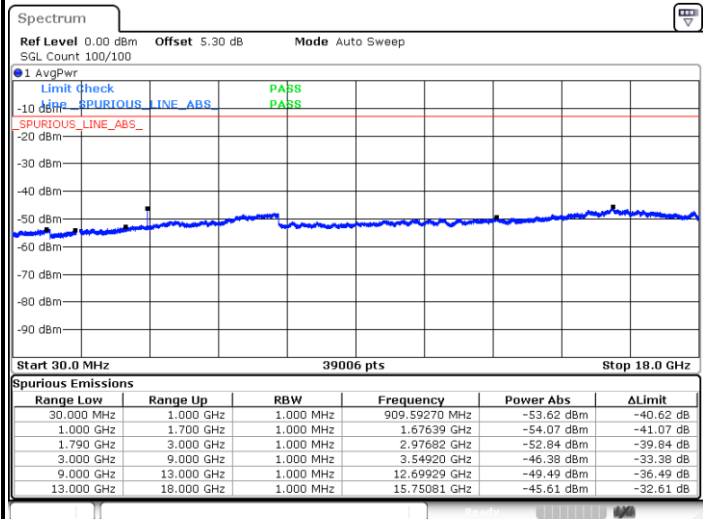
**LTE Band 66B / 10MHz+5MHz QPSK Middle Channel / 1RBMAX and 1RB0**



Date: 28.JAN.2021 21:16:34

Date: 28.JAN.2021 21:19:38

**LTE Band 66B / 10MHz+5MHz QPSK Highest Channel / 1RBMAX and 1RB0**

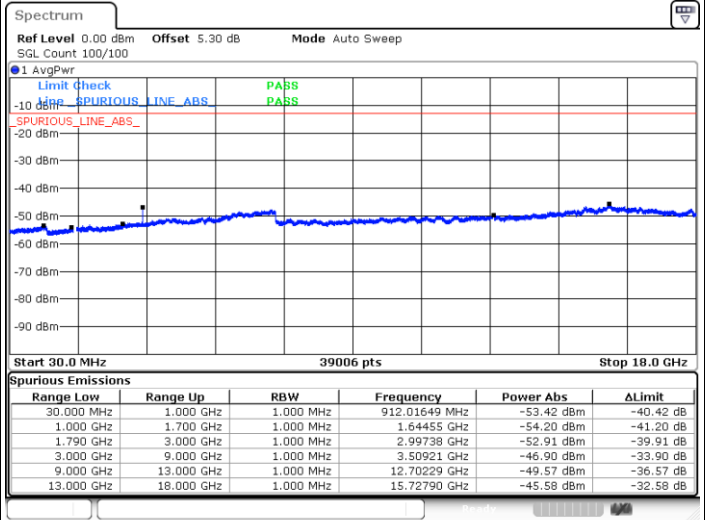
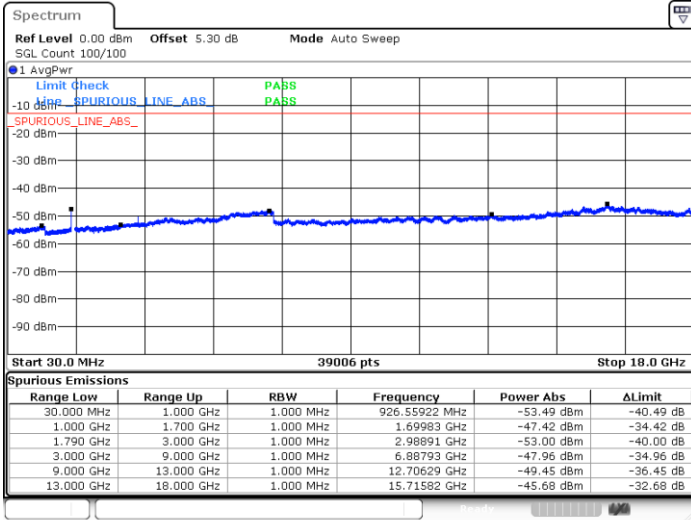


Date: 28.JAN.2021 21:21:44



LTE Band 66B / 10MHz+10MHz QPSK Lowest Channel / 1RBMAX and 1RB0

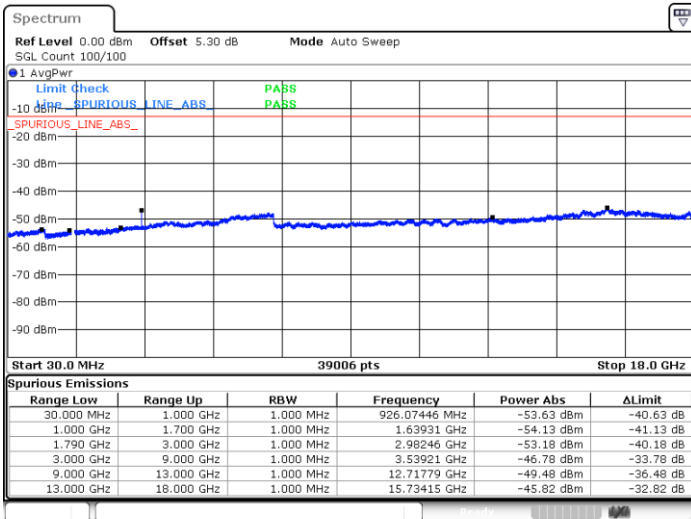
LTE Band 66B / 10MHz+10MHz QPSK Middle Channel / 1RBMAX and 1RB0



Date: 28.JAN.2021 22:22:26

Date: 28.JAN.2021 22:23:42

LTE Band 66B / 10MHz+10MHz QPSK Highest Channel / 1RBMAX and 1RB0

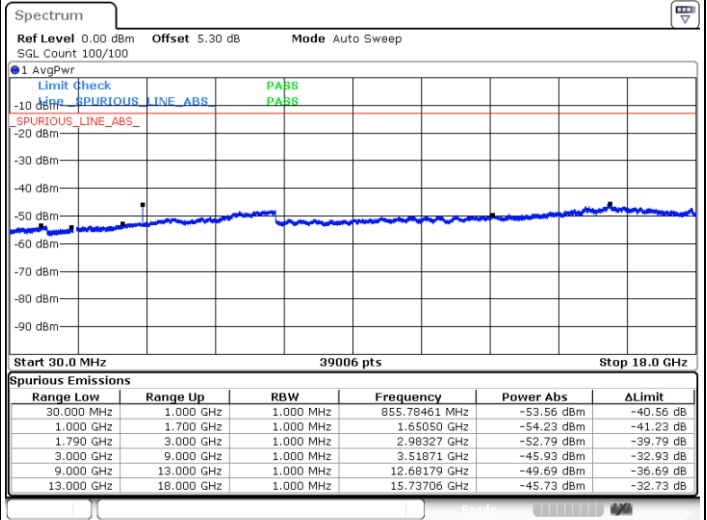
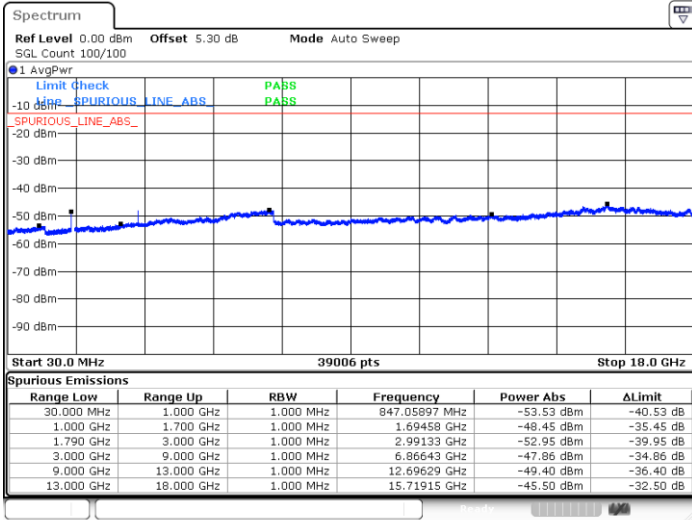


Date: 28.JAN.2021 22:37:51



LTE Band 66B / 15MHz+5MHz QPSK Lowest Channel / 1RBMAX and 1RB0

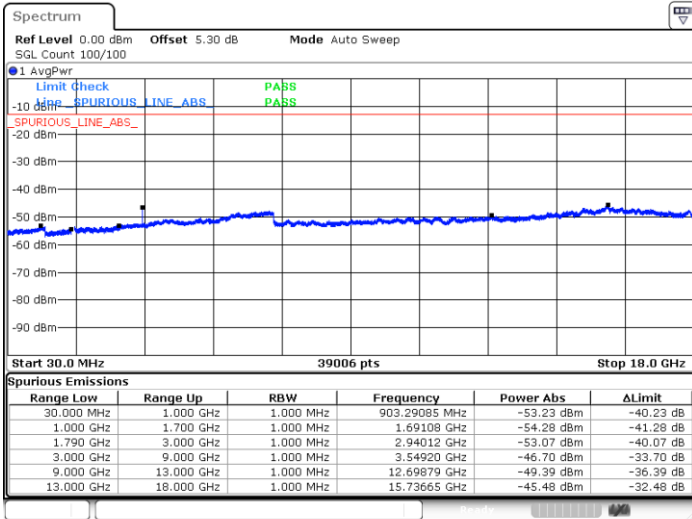
LTE Band 66B / 15MHz+5MHz QPSK Middle Channel / 1RBMAX and 1RB0



Date: 28.JAN.2021 21:57:37

Date: 28.JAN.2021 21:59:14

LTE Band 66B / 15MHz+5MHz QPSK Highest Channel / 1RBMAX and 1RB0



Date: 28.JAN.2021 22:02:01



# Appendix B. Test Results of Radiated Test

## Radiated Spurious Emission

LTE Band 25 / 20MHz / QPSK								
Channel	Frequency ( MHz )	EIRP ( dBm )	Limit ( dBm )	Over Limit ( dB )	S.G. Power ( dBm )	TX Cable loss ( dB )	TX Antenna Gain (dBi)	Polarization (H/V)
Lowest	3702	-54.07	-13	-41.07	-66.33	2.641	14.90	H
	5553	-51.12	-13	-38.12	-62.98	2.94	14.80	H
	7404	-49.15	-13	-36.15	-58.92	3.39	13.16	H
	3702	-54.42	-13	-41.42	-66.68	2.64	14.90	V
	5553	-49.76	-13	-36.76	-61.62	2.94	14.80	V
	7404	-48.86	-13	-35.86	-58.63	3.39	13.16	V
Middle	3741	-54.28	-13	-41.28	-66.54	2.64	14.90	H
	5613	-50.19	-13	-37.19	-62.05	2.94	14.80	H
	7488	-49.07	-13	-36.07	-58.84	3.39	13.16	H
	3741	-54.04	-13	-41.04	-66.30	2.64	14.90	V
	5613	-49.64	-13	-36.64	-61.50	2.94	14.80	V
	7488	-48.78	-13	-35.78	-58.55	3.39	13.16	V
Highest	3792	-53.71	-13	-40.71	-65.97	2.64	14.90	H
	5688	-51.55	-13	-38.55	-63.41	2.94	14.80	H
	7584	-48.93	-13	-35.93	-58.70	3.39	13.16	H
	9480	-44.86	-13	-31.86	-55.34	4.00	14.48	H
	3792	-53.92	-13	-40.92	-66.18	2.64	14.90	V
	5688	-51.27	-13	-38.27	-63.13	2.94	14.80	V
	7584	-48.43	-13	-35.43	-58.20	3.39	13.16	V
	9480	-42.21	-13	-29.21	-52.69	4.00	14.48	V

Remark: Spurious emissions within 30-1000MHz were found more than 20dB below limit line.



LTE Band 26 / 15MHz / QPSK								
Channel	Frequency ( MHz )	EIRP ( dBm )	Limit ( dBm )	Over Limit ( dB )	S.G. Power ( dBm )	TX Cable loss ( dB )	TX Antenna Gain (dBi)	Polarization (H/V)
Lowest	1650	-64.44	-13	-51.44	-67.68	1.11	6.50	H
	2474	-60.49	-13	-47.49	-63.11	1.43	6.20	H
	3300	-58.69	-13	-45.69	-63.13	1.71	8.30	H
	4122	-57.33	-13	-44.33	-62.05	1.93	8.80	H
	1650	-64.38	-13	-51.38	-67.62	1.11	6.50	V
	2474	-59.22	-13	-46.22	-61.84	1.43	6.20	V
	3300	-58.38	-13	-45.38	-62.82	1.71	8.30	V
	4122	-56.54	-13	-43.54	-61.26	1.93	8.80	V
Middle	1660	-64.18	-13	-51.18	-67.42	1.11	6.50	H
	2490	-60.37	-13	-47.37	-62.99	1.43	6.20	H
	3318	-58.31	-13	-45.31	-62.75	1.71	8.30	H
	4146	-57.04	-13	-44.04	-61.76	1.93	8.80	H
	1660	-64.05	-13	-51.05	-67.29	1.11	6.50	V
	2490	-59.36	-13	-46.36	-61.98	1.43	6.20	V
	3318	-58.23	-13	-45.23	-62.67	1.71	8.30	V
	4146	-56.25	-13	-43.25	-60.97	1.93	8.80	V
Highest	1670	-63.91	-13	-50.91	-67.15	1.11	6.50	H
	2504	-60.19	-13	-47.19	-62.81	1.43	6.20	H
	3336	-58.55	-13	-45.55	-62.99	1.71	8.30	H
	4176	-57.11	-13	-44.11	-61.83	1.93	8.80	H
	1670	-64.03	-13	-51.03	-67.27	1.11	6.50	V
	2504	-59.52	-13	-46.52	-62.14	1.43	6.20	V
	3336	-58.33	-13	-45.33	-62.77	1.71	8.30	V
	4176	-56.49	-13	-43.49	-61.21	1.93	8.80	V

Remark: Spurious emissions within 30-1000MHz were found more than 20dB below limit line.



LTE Band 66 / 20MHz / QPSK								
Channel	Frequency ( MHz )	EIRP ( dBm )	Limit ( dBm )	Over Limit ( dB )	S.G. Power ( dBm )	TX Cable loss ( dB )	TX Antenna Gain (dBi)	Polarization (H/V)
Lowest	3423	-56.50	-13	-43.50	-63.19	1.75	8.44	H
	5133	-50.74	-13	-37.74	-59.16	1.94	10.36	H
	6840	-49.00	-13	-36.00	-58.24	2.47	11.71	H
	3423	-55.76	-13	-42.76	-62.45	1.75	8.44	V
	5133	-51.01	-13	-38.01	-59.43	1.94	10.36	V
	6840	-49.17	-13	-36.17	-58.41	2.47	11.71	V
Middle	3741	-53.73	-13	-40.73	-60.42	1.75	8.44	H
	5208	-51.07	-13	-38.07	-59.49	1.94	10.36	H
	6948	-48.85	-13	-35.85	-58.09	2.47	11.71	H
	3741	-54.07	-13	-41.07	-60.76	1.75	8.44	V
	5208	-50.91	-13	-37.91	-59.33	1.94	10.36	V
	6948	-49.07	-13	-36.07	-58.31	2.47	11.71	V
Highest	3522	-56.75	-13	-43.75	-63.44	1.75	8.44	H
	5283	-52.44	-13	-39.44	-60.86	1.94	10.36	H
	7044	-48.57	-13	-35.57	-57.81	2.47	11.71	H
	3522	-56.46	-13	-43.46	-63.15	1.75	8.44	V
	5283	-51.81	-13	-38.81	-60.23	1.94	10.36	V
	7044	-48.62	-13	-35.62	-57.86	2.47	11.71	V

Remark: Spurious emissions within 30-1000MHz were found more than 20dB below limit line.



LTE Band 5B_CA / 10MHz + 10MHz / QPSK								
Channel	Frequency ( MHz )	ERP ( dBm )	Limit ( dBm )	Over Limit ( dB )	S.G. Power ( dBm )	TX Cable loss ( dB )	TX Antenna Gain (dBi)	Polarization (H/V)
Lowest	1650.00	-64.04	-13	-51.04	-67.28	1.11	6.50	H
	2474.00	-60.16	-13	-47.16	-62.78	1.43	6.20	H
	3300.00	-58.77	-13	-45.77	-63.21	1.71	8.30	H
	1650.00	-63.65	-13	-50.65	-66.89	1.11	6.50	V
	2474.00	-58.92	-13	-45.92	-61.54	1.43	6.20	V
	3300.00	-58.20	-13	-45.20	-62.64	1.71	8.30	V
Middle	1654.00	-63.36	-13	-50.36	-66.60	1.11	6.50	H
	2482.00	-59.61	-13	-46.61	-62.23	1.43	6.20	H
	3306.00	-57.98	-13	-44.98	-62.42	1.71	8.30	H
	1654.00	-63.28	-13	-50.28	-66.52	1.11	6.50	V
	2482.00	-58.69	-13	-45.69	-61.31	1.43	6.20	V
	3306.00	-58.11	-13	-45.11	-62.55	1.71	8.30	V
Highest	1660.00	-64.21	-13	-51.21	-67.45	1.11	6.50	H
	2490.00	-60.07	-13	-47.07	-62.69	1.43	6.20	H
	3318.00	-58.69	-13	-45.69	-63.13	1.71	8.30	H
	1660.00	-63.57	-13	-50.57	-66.81	1.11	6.50	V
	2490.00	-59.06	-13	-46.06	-61.68	1.43	6.20	V
	3318.00	-58.15	-13	-45.15	-62.59	1.71	8.30	V

Remark: Spurious emissions within 30-1000MHz were found more than 20dB below limit line.





LTE Band 66B_CA / 15MHz + 5MHz / QPSK								
Channel	Frequency ( MHz )	ERP ( dBm )	Limit ( dBm )	Over Limit ( dB )	S.G. Power ( dBm )	TX Cable loss ( dB )	TX Antenna Gain (dBi)	Polarization (H/V)
Lowest	3420	-56.68	-13	-43.68	-67.42	2.604	13.34	H
	5133	-51.42	-13	-38.42	-61.93	3.011	13.52	H
	6840	-49.14	-13	-36.14	-59.34	3.271	13.47	H
	3420	-56.12	-13	-43.12	-66.86	2.604	13.34	V
	5133	-51.25	-13	-38.25	-61.76	3.011	13.52	V
	6840	-49.33	-13	-36.33	-59.53	3.271	13.47	V
Middle	3492	-56.58	-13	-43.58	-67.32	2.604	13.34	H
	5238	-51.69	-13	-38.69	-62.20	3.011	13.52	H
	6984	-48.46	-13	-35.46	-58.66	3.271	13.47	H
	3492	-56.12	-13	-43.12	-66.86	2.604	13.34	V
	5238	-51.07	-13	-38.07	-61.58	3.011	13.52	V
	6984	-48.64	-13	-35.64	-58.84	3.271	13.47	V
Highest	3522	-56.62	-13	-43.62	-67.36	2.604	13.34	H
	5283	-52.19	-13	-39.19	-62.70	3.011	13.52	H
	7044	-48.87	-13	-35.87	-59.07	3.271	13.47	H
	3522	-56.43	-13	-43.43	-67.17	2.604	13.34	V
	5283	-52.08	-13	-39.08	-62.59	3.011	13.52	V
	7044	-48.98	-13	-35.98	-59.18	3.271	13.47	V

Remark: Spurious emissions within 30-1000MHz were found more than 20dB below limit line.



LTE Band 66C_CA / 20MHz + 20MHz / QPSK								
Channel	Frequency ( MHz )	ERP ( dBm )	Limit ( dBm )	Over Limit ( dB )	S.G. Power ( dBm )	TX Cable loss ( dB )	TX Antenna Gain (dBi)	Polarization (H/V)
Lowest	3423	-56.99	-13	-43.99	-67.73	2.604	13.34	H
	5133	-51.18	-13	-38.18	-61.69	3.011	13.52	H
	6840	-49.56	-13	-36.56	-59.76	3.271	13.47	H
	3423	-56.63	-13	-43.63	-67.37	2.604	13.34	V
	5133	-51.22	-13	-38.22	-61.73	3.011	13.52	V
	6840	-49.89	-13	-36.89	-60.09	3.271	13.47	V
Middle	3471	-56.79	-13	-43.79	-67.53	2.604	13.34	H
	5208	-51.85	-13	-38.85	-62.36	3.011	13.52	H
	6948	-48.94	-13	-35.94	-59.14	3.271	13.47	H
	3471	-56.43	-13	-43.43	-67.17	2.604	13.34	V
	5208	-51.79	-13	-38.79	-62.30	3.011	13.52	V
	6948	-49.01	-13	-36.01	-59.21	3.271	13.47	V
Highest	3483	-56.69	-13	-43.69	-67.43	2.604	13.34	H
	5223	-52.05	-13	-39.05	-62.56	3.011	13.52	H
	6960	-50.27	-13	-37.27	-60.47	3.271	13.47	H
	3483	-56.30	-13	-43.30	-67.04	2.604	13.34	V
	5223	-51.92	-13	-38.92	-62.43	3.011	13.52	V
	6960	-50.33	-13	-37.33	-60.53	3.271	13.47	V

Remark: Spurious emissions within 30-1000MHz were found more than 20dB below limit line.