



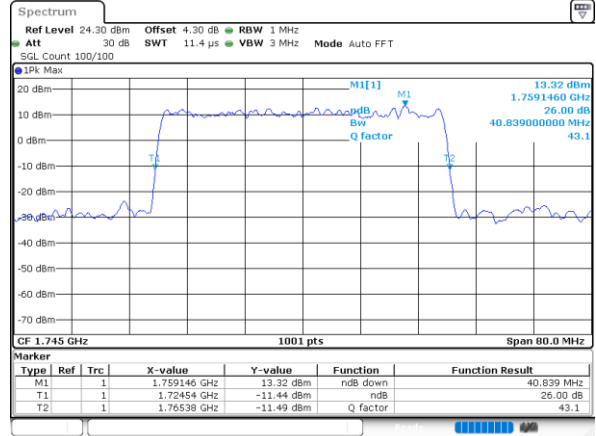
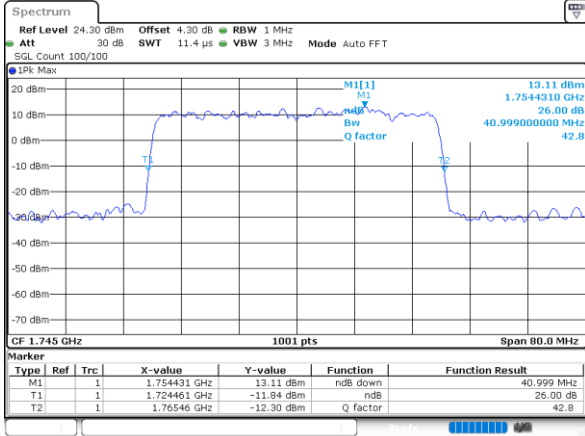
FR1 n66+48A / 40MHz / CP-OFDM

QPSK

16QAM

Middle Channel

Middle Channel



Date: 21.JAN.2021 15:34:06

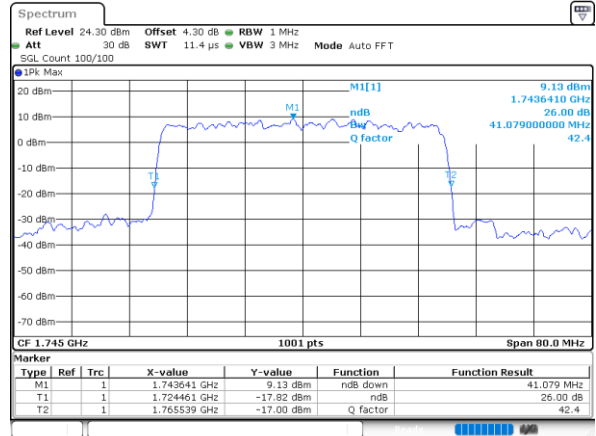
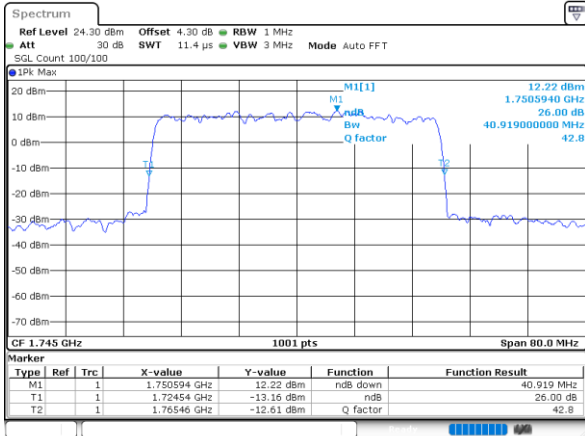
Date: 21.JAN.2021 15:36:48

64QAM

256QAM

Middle Channel

Middle Channel



Date: 21.JAN.2021 15:37:10

Date: 21.JAN.2021 15:37:31



Occupied Bandwidth

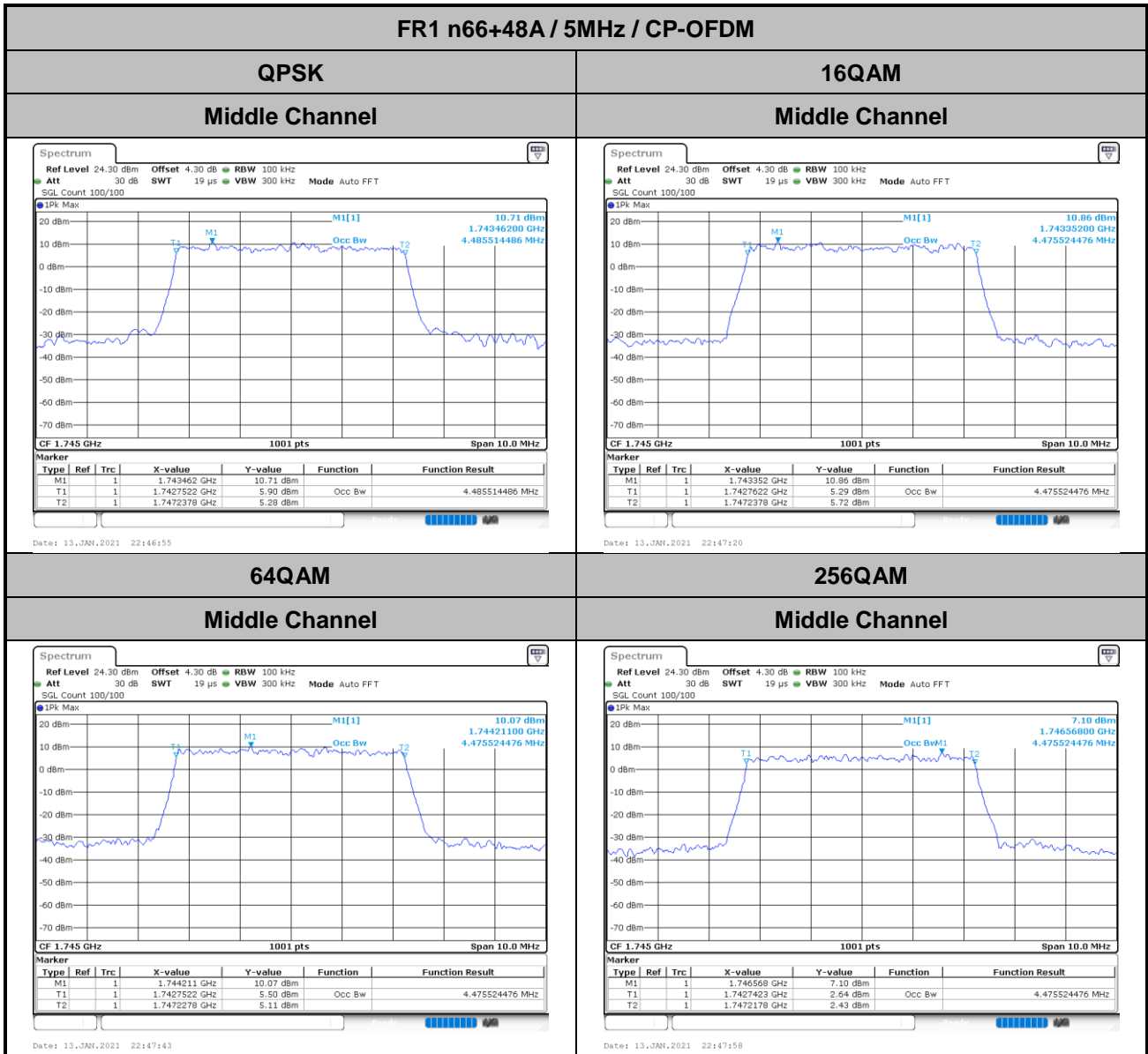
Mode	FR1 n66+48A : OBW(MHz) / CP-OFDM							
BW	5MHz	5MHz	5MHz	5MHz				
Mod.	QPSK	16QAM	64QAM	256QAM				
Middle CH	4.49	4.48	4.48	4.48				

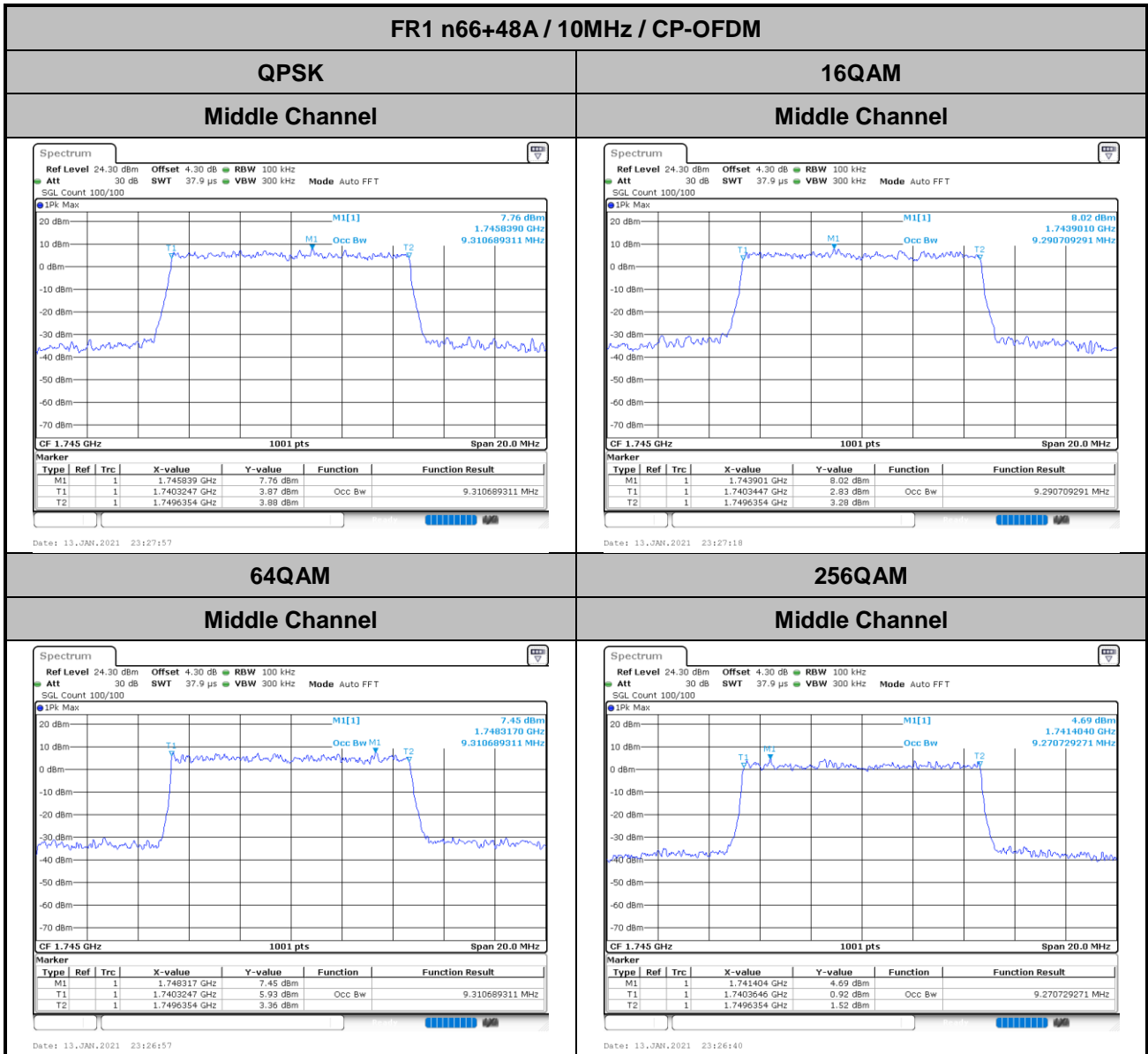
Mode	FR1 n66+48A : OBW(MHz) / CP-OFDM							
BW	10MHz	10MHz	10MHz	10MHz				
Mod.	QPSK	16QAM	64QAM	256QAM				
Middle CH	9.31	9.29	9.31	9.27				

Mode	FR1 n66+48A : OBW(MHz) / CP-OFDM							
BW	15MHz	15MHz	15MHz	15MHz				
Mod.	QPSK	16QAM	64QAM	256QAM				
Middle CH	14.15	14.15	14.12	14.15				

Mode	FR1 n66+48A : OBW(MHz) / CP-OFDM							
BW	20MHz	20MHz	20MHz	20MHz				
Mod.	QPSK	16QAM	64QAM	256QAM				
Middle CH	18.98	18.98	18.94	18.98				

Mode	FR1 n66+48A : OBW(MHz) / CP-OFDM							
BW	40MHz	40MHz	40MHz	40MHz				
Mod.	QPSK	16QAM	64QAM	256QAM				
Middle CH	38.68	38.60	38.92	38.68				







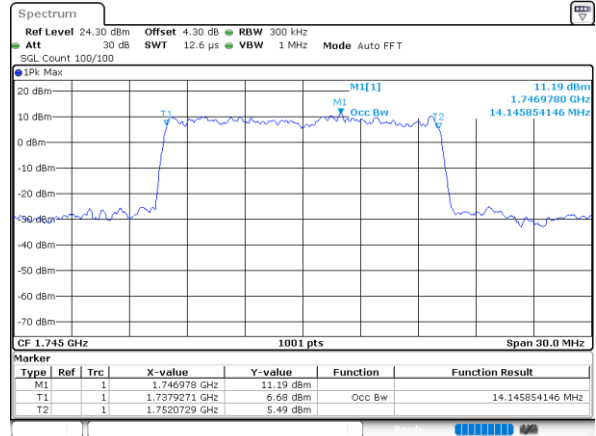
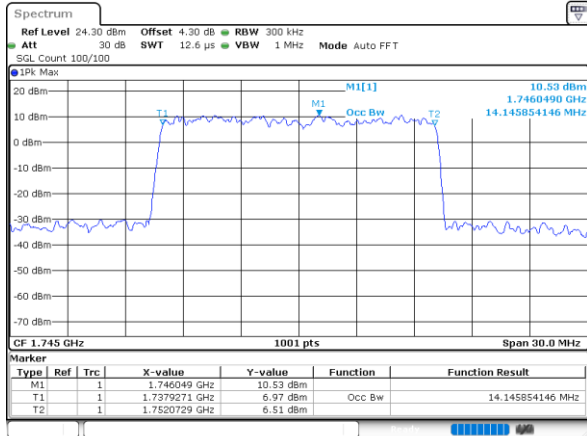
FR1 n66+48A / 15MHz / CP-OFDM

QPSK

16QAM

Middle Channel

Middle Channel



Date: 13, JAN, 2021 23:30:28

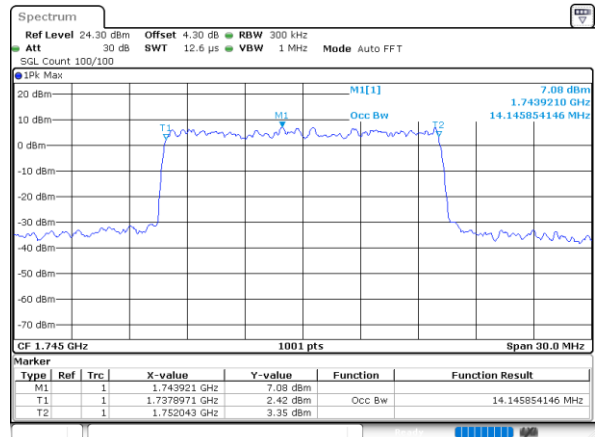
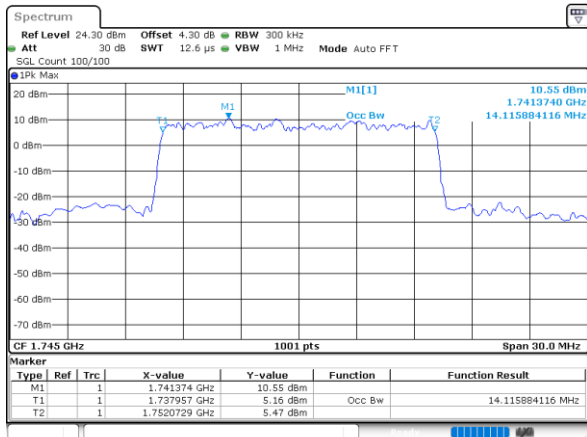
Date: 13, JAN, 2021 23:30:44

64QAM

256QAM

Middle Channel

Middle Channel



Date: 13, JAN, 2021 23:58:38

Date: 13, JAN, 2021 23:58:59



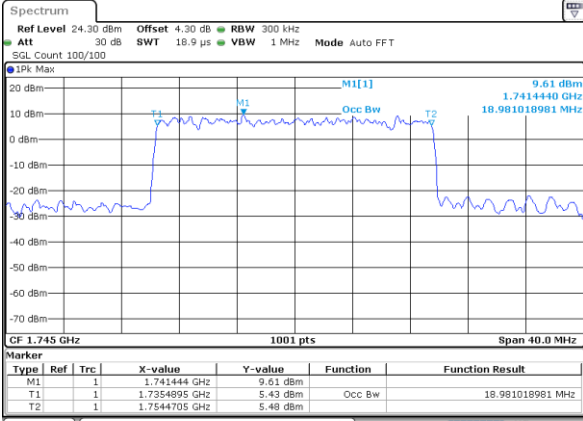
FR1 n66+48A / 20MHz / CP-OFDM

QPSK

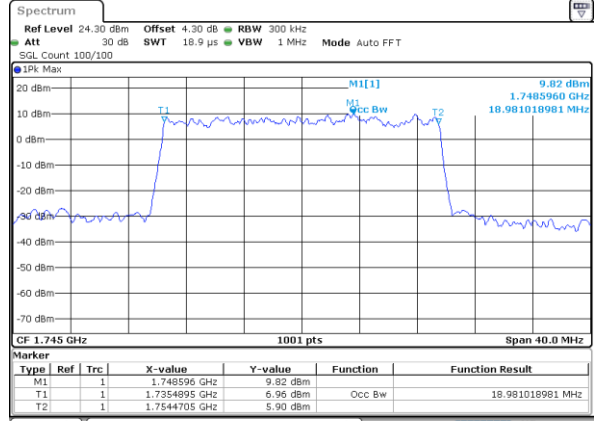
16QAM

Middle Channel

Middle Channel



Date: 14.JAN.2021 00:00:32



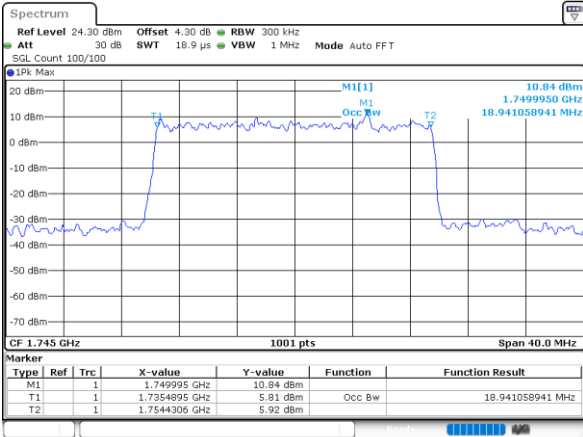
Date: 14.JAN.2021 00:00:18

64QAM

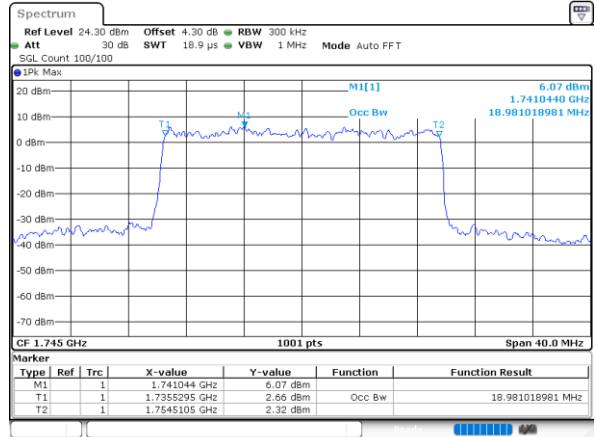
256QAM

Middle Channel

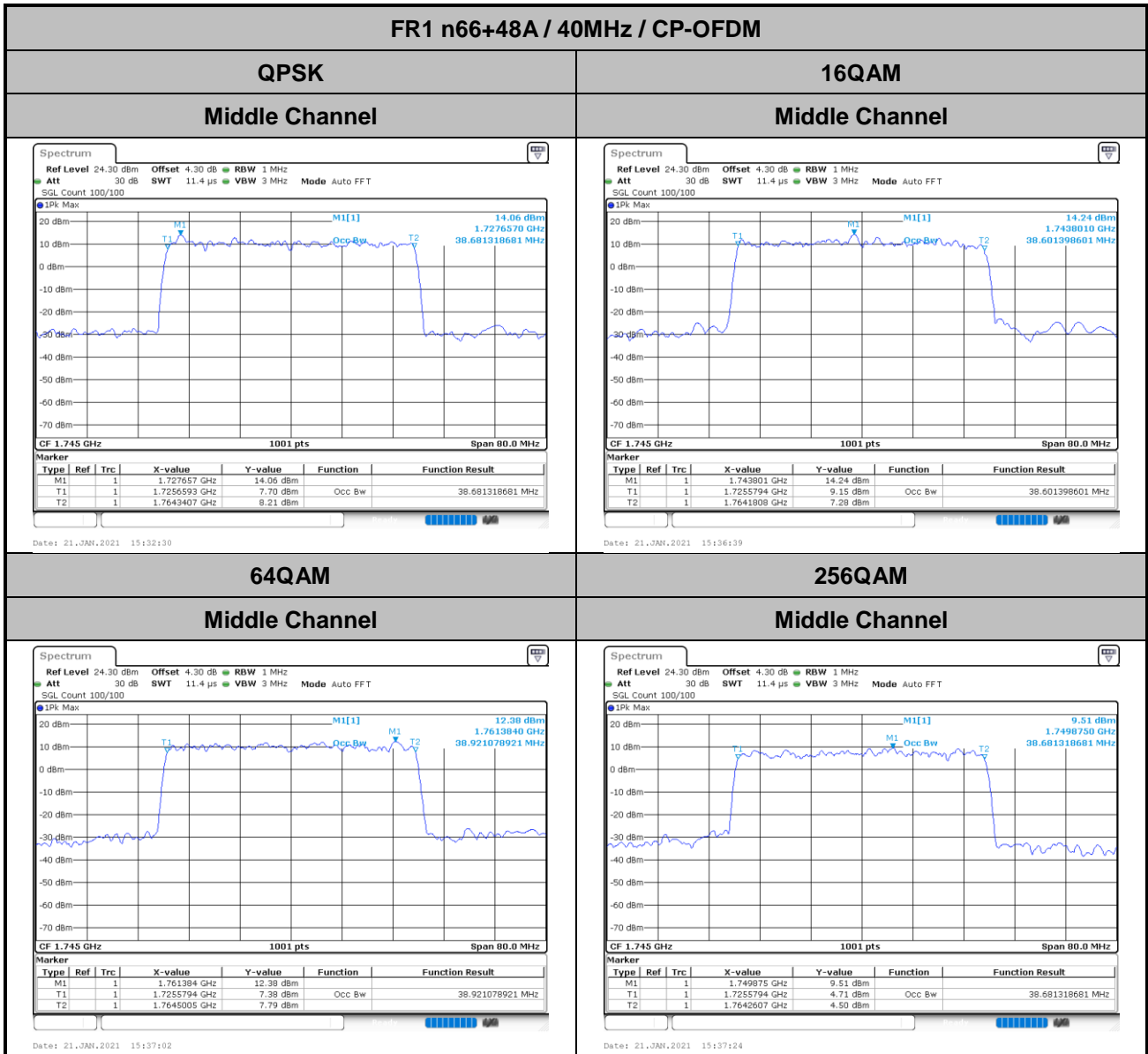
Middle Channel



Date: 14.JAN.2021 00:00:05



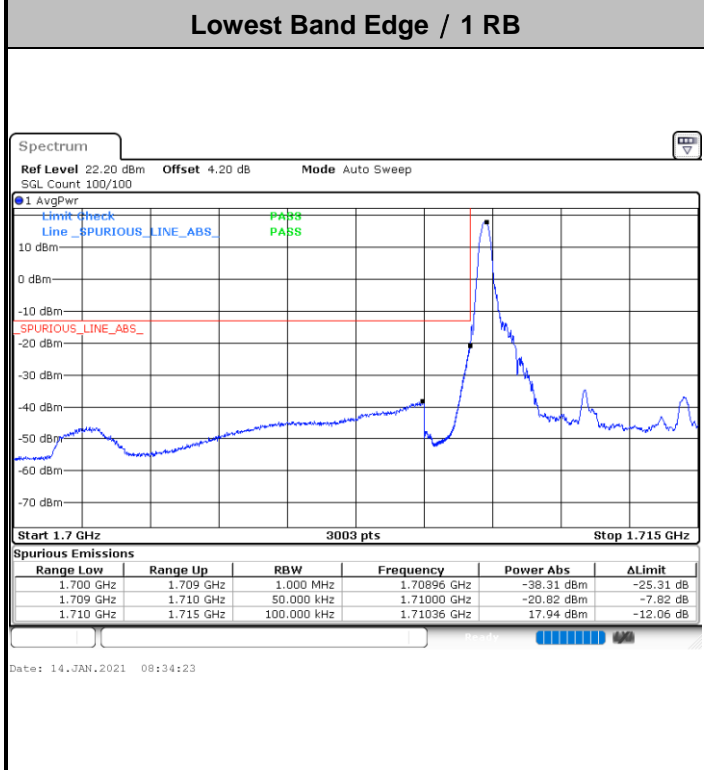
Date: 13.JAN.2021 23:59:48



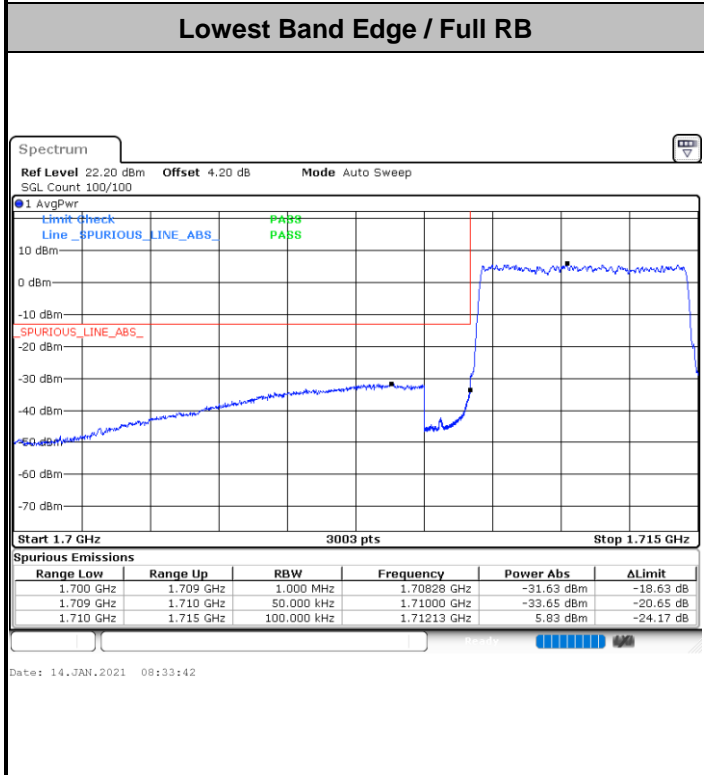


Conducted Band Edge

FR1 n66+48A / 5MHz / DFT-S OFDM BPSK



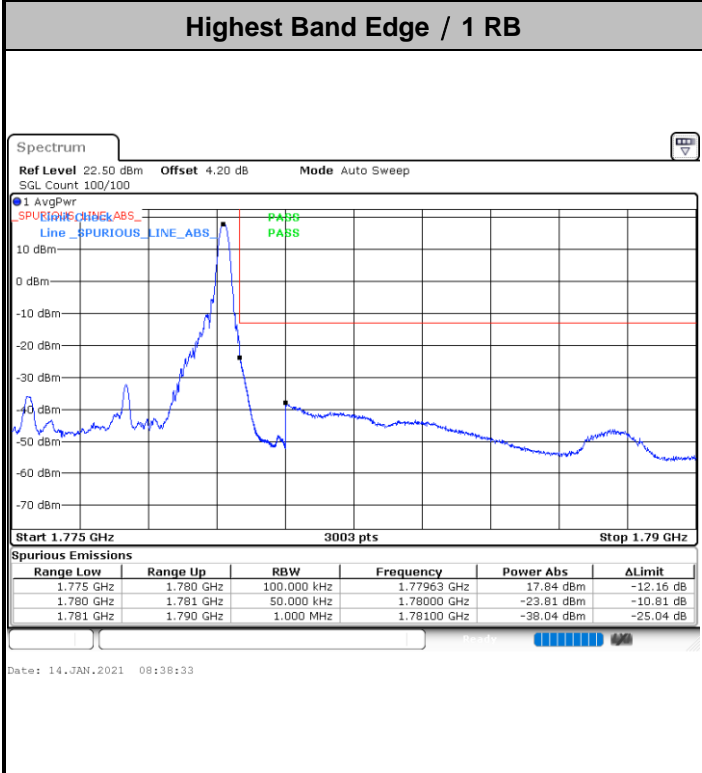
Channel Power < -13dBm Pass



Channel Power < -13dBm Pass



FR1 n66+48A / 5MHz / DFT-S OFDM BPSK



Channel Power < -13dBm Pass

/



Channel Power < -13dBm Pass

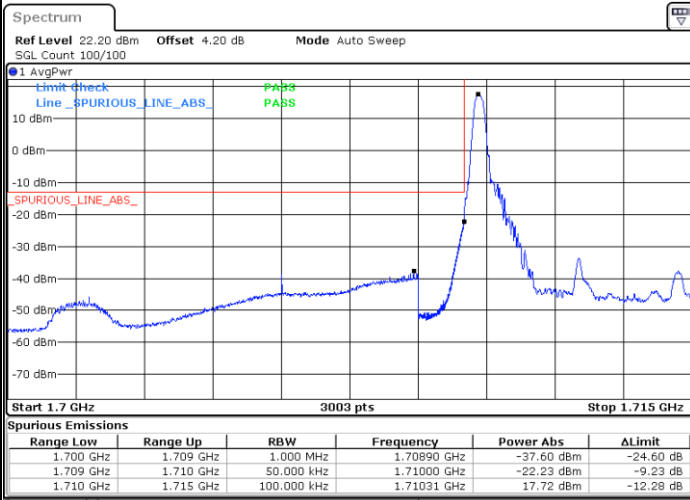
/



FR1 n66+48A / 5MHz / DFT-S OFDM QPSK

Lowest Band Edge / 1 RB

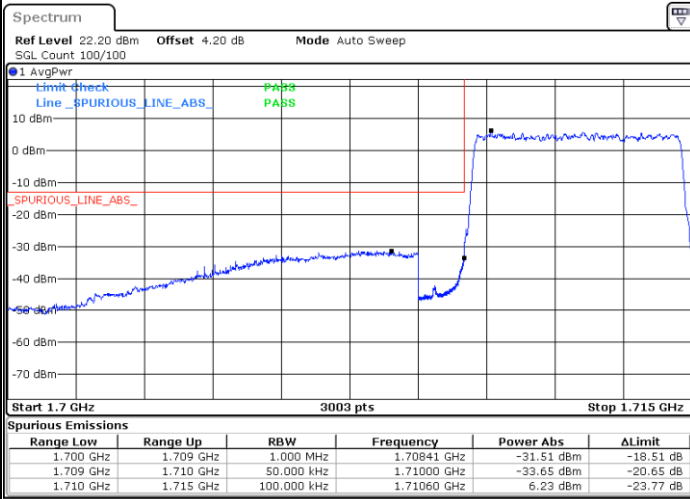
Channel Power < -13dBm Pass



Date: 14. JAN. 2021 08:35:12

Lowest Band Edge / Full RB

Channel Power < -13dBm Pass



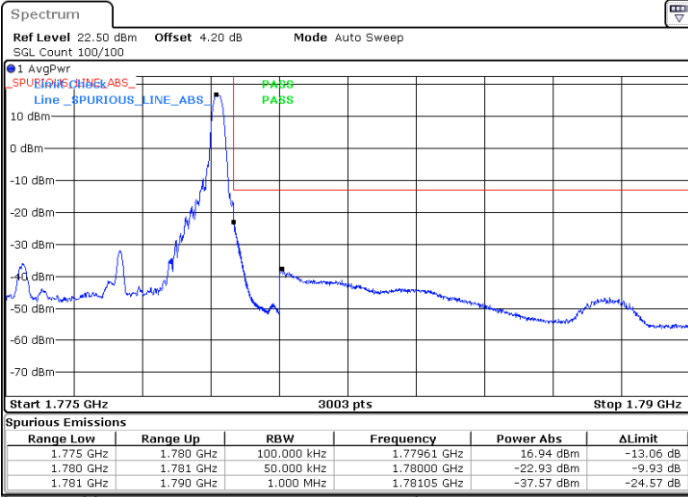
Date: 14. JAN. 2021 08:32:59



FR1 n66+48A / 5MHz / DFT-S OFDM QPSK

Highest Band Edge / 1 RB

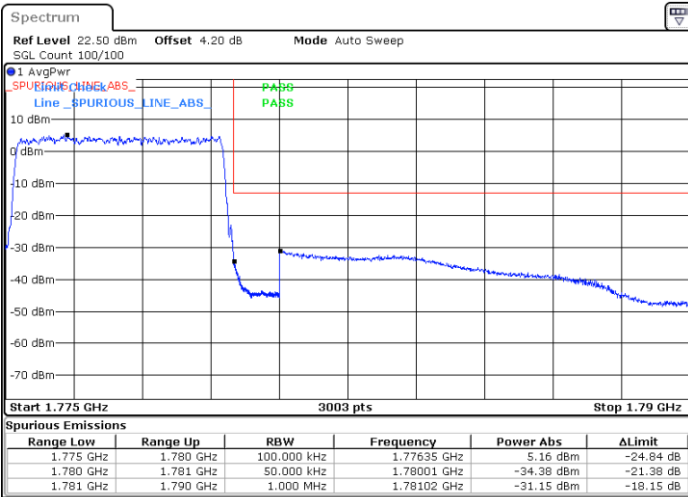
Channel Power < -13dBm Pass



Date: 14.JAN.2021 08:38:10

Highest Band Edge / Full RB

Channel Power < -13dBm Pass



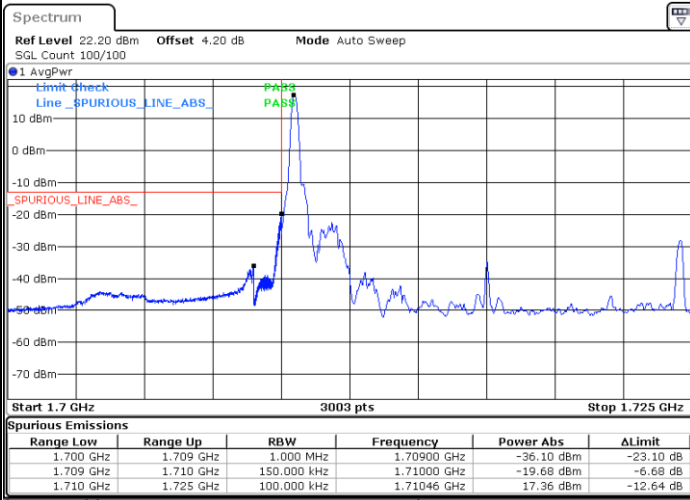
Date: 14.JAN.2021 08:37:49



FR1 n66+48A / 15MHz / DFT-S OFDM BPSK

Lowest Band Edge / 1 RB

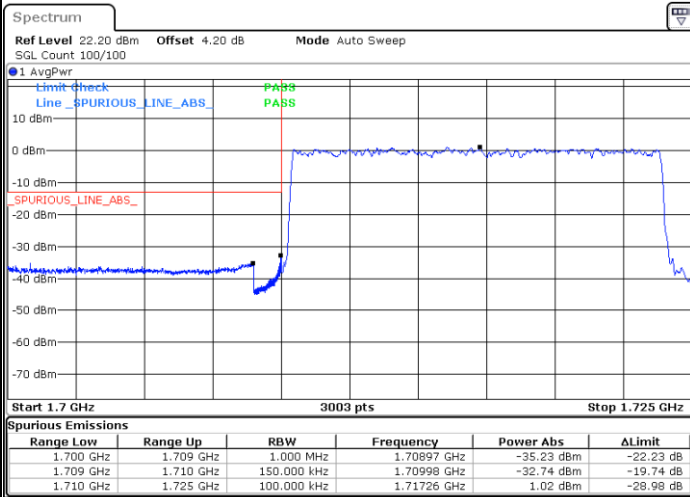
Channel Power < -13dBm Pass



Date: 14.JAN.2021 09:15:18

Lowest Band Edge / Full RB

Channel Power < -13dBm Pass



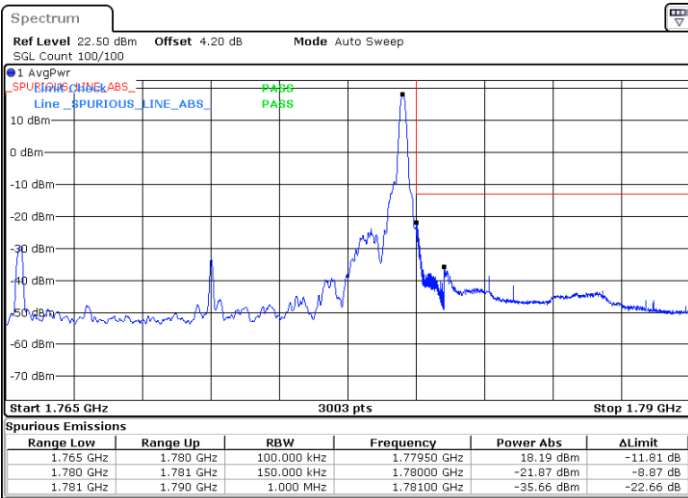
Date: 14.JAN.2021 09:15:01



FR1 n66+48A / 15MHz / DFT-S OFDM BPSK

Highest Band Edge / 1 RB

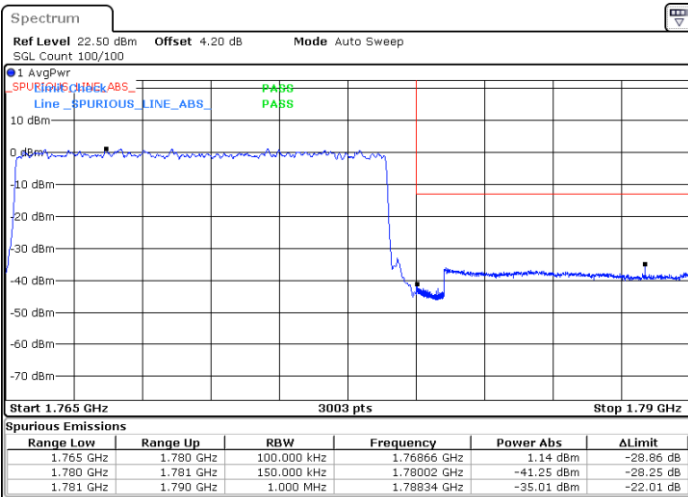
Channel Power < -13dBm Pass



Date: 14.JAN.2021 08:17:52

Highest Band Edge / Full RB

Channel Power < -13dBm Pass



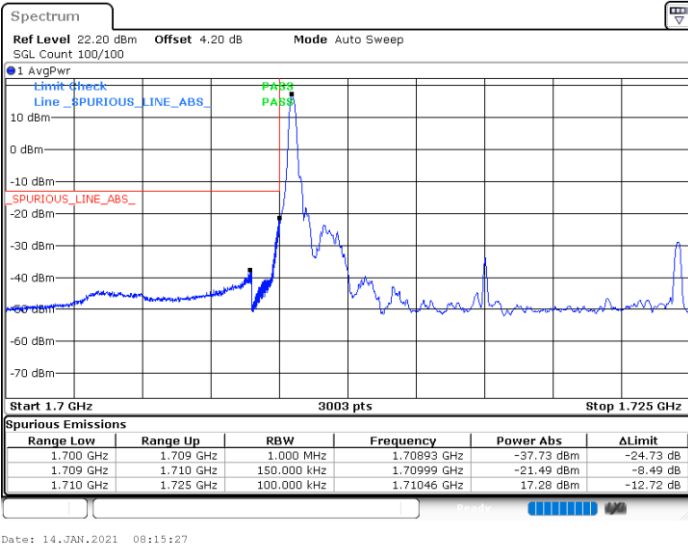
Date: 14.JAN.2021 08:17:07



FR1 n66+48A / 15MHz / DFT-S OFDM QPSK

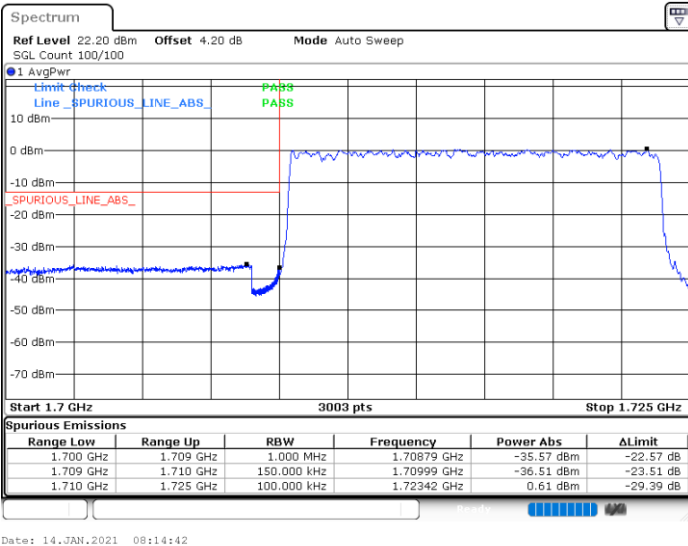
Lowest Band Edge / 1 RB

Channel Power < -13dBm Pass



Lowest Band Edge / Full RB

Channel Power < -13dBm Pass

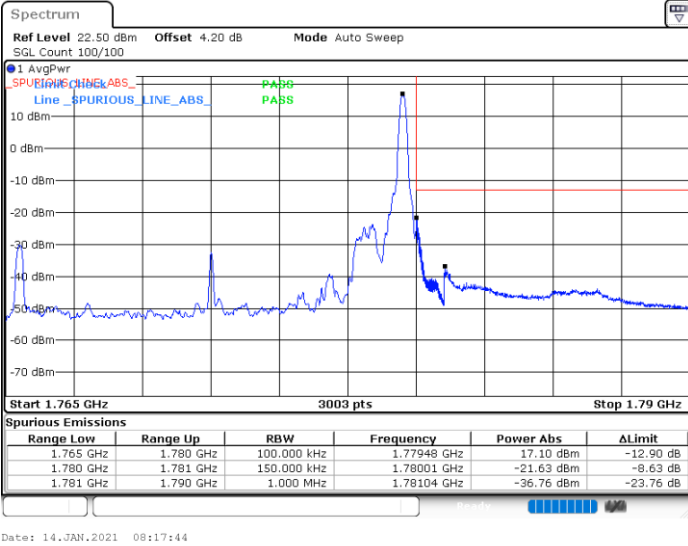




FR1 n66+48A / 15MHz / DFT-S OFDM QPSK

Highest Band Edge / 1 RB

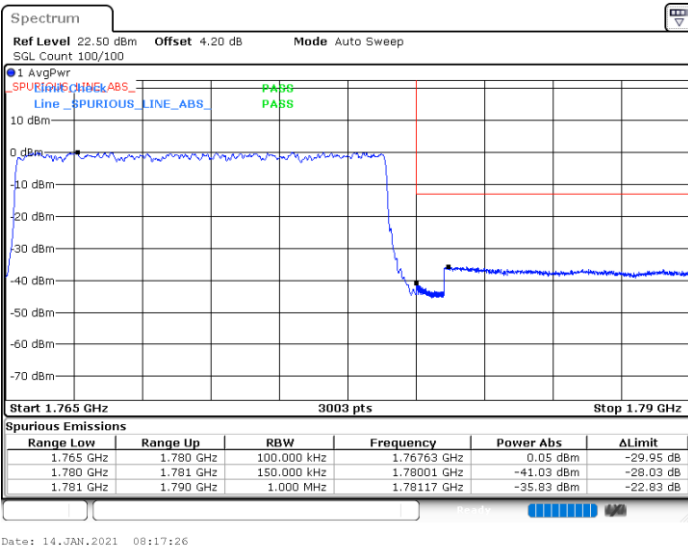
Channel Power < -13dBm Pass



/

Highest Band Edge / Full RB

Channel Power < -13dBm Pass

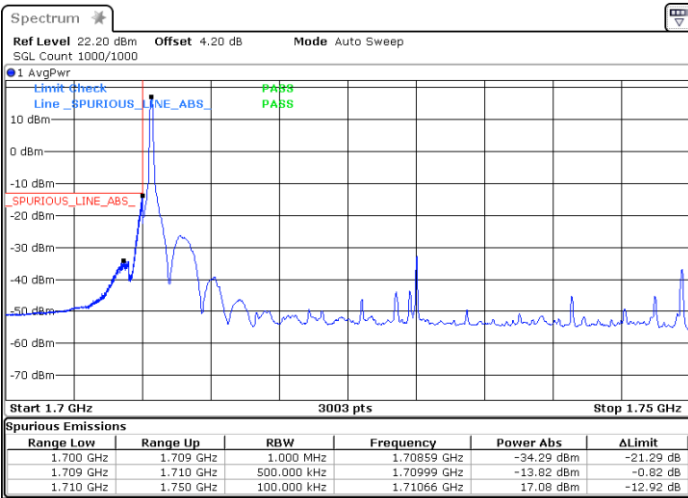


/



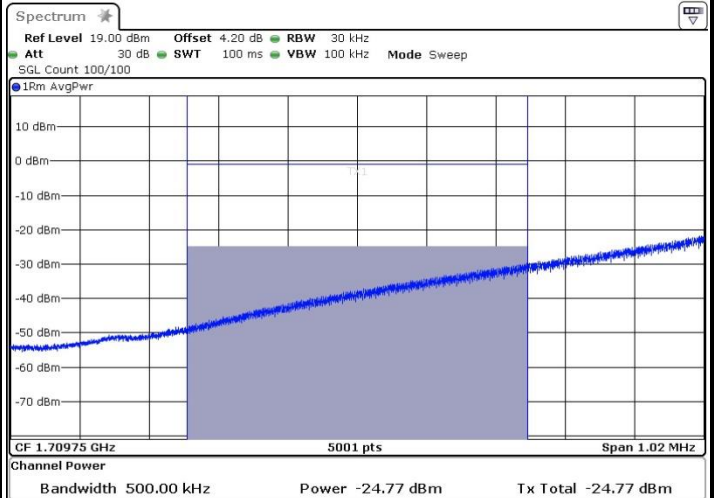
FR1 n66+48A / 40MHz / DFT-S OFDM BPSK

Lowest Band Edge / 1 RB



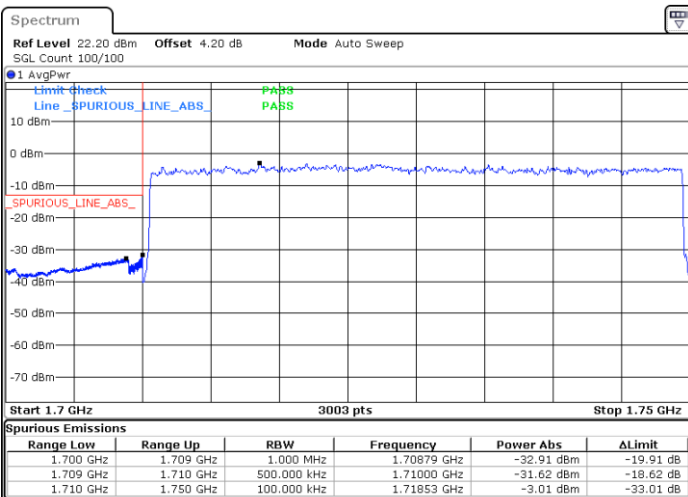
Date: 14.JAN.2021 07:44:53

Channel Power < -13dBm Pass



Date: 14.JAN.2021 07:47:20

Lowest Band Edge / Full RB



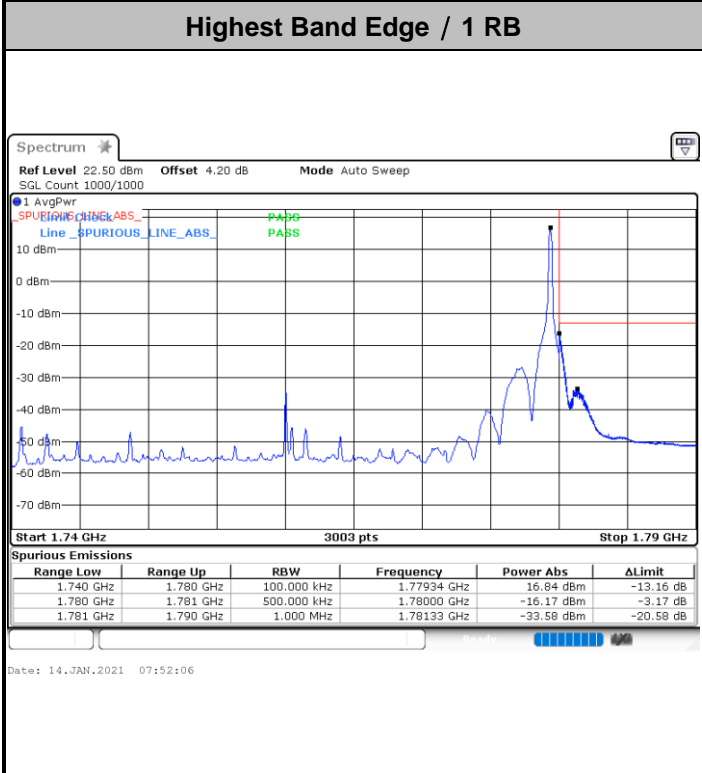
Date: 14.JAN.2021 07:44:03

Channel Power < -13dBm Pass

/

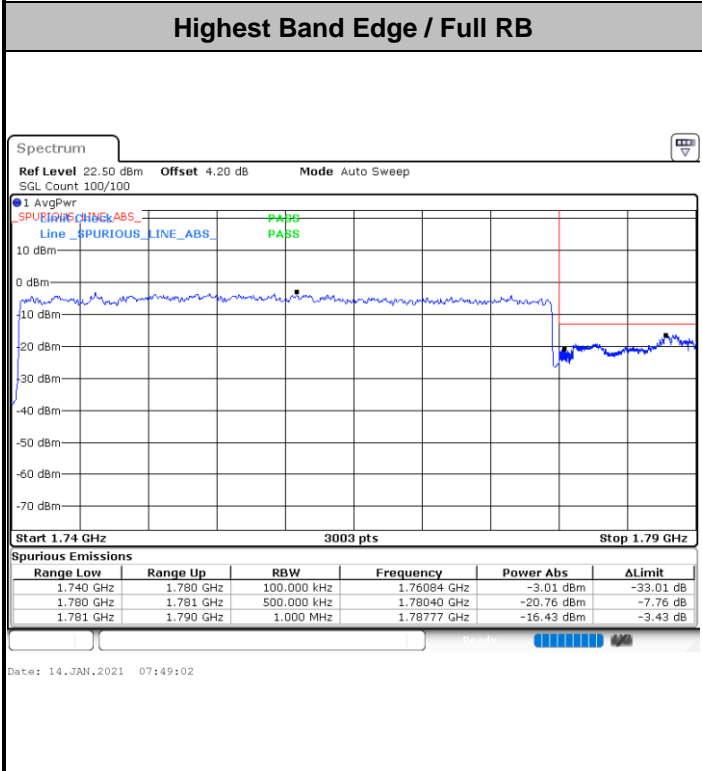


FR1 n66+48A / 40MHz / DFT-S OFDM BPSK



Channel Power < -13dBm Pass

/



Channel Power < -13dBm Pass

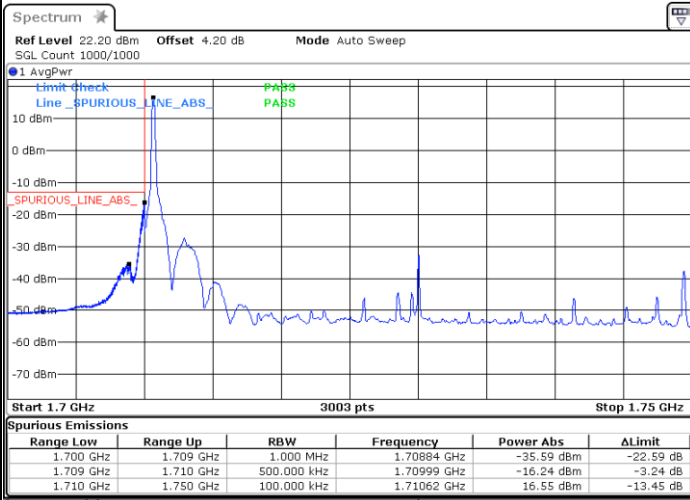
/



FR1 n66+48A / 40MHz / DFT-S OFDM QPSK

Lowest Band Edge / 1 RB

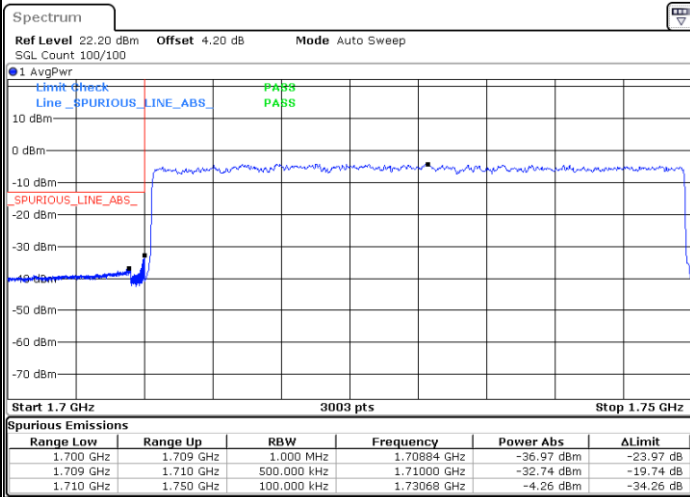
Channel Power < -13dBm Pass



Date: 14. JAN. 2021 07:46:02

Lowest Band Edge / Full RB

Channel Power < -13dBm Pass



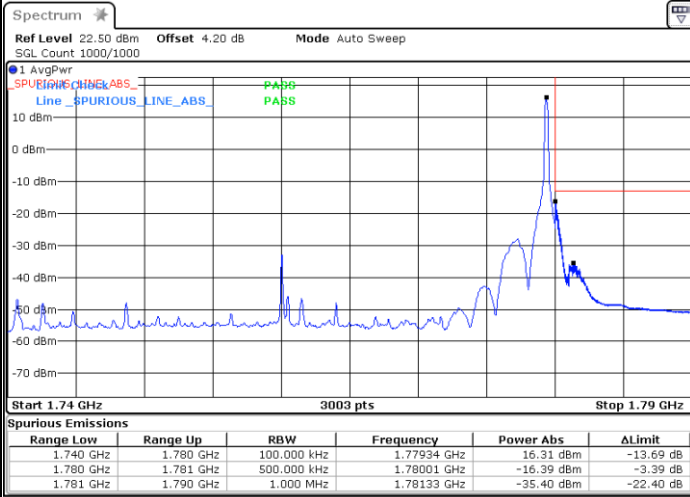
Date: 14. JAN. 2021 07:43:40



FR1 n66+48A / 40MHz / DFT-S OFDM QPSK

Highest Band Edge / 1 RB

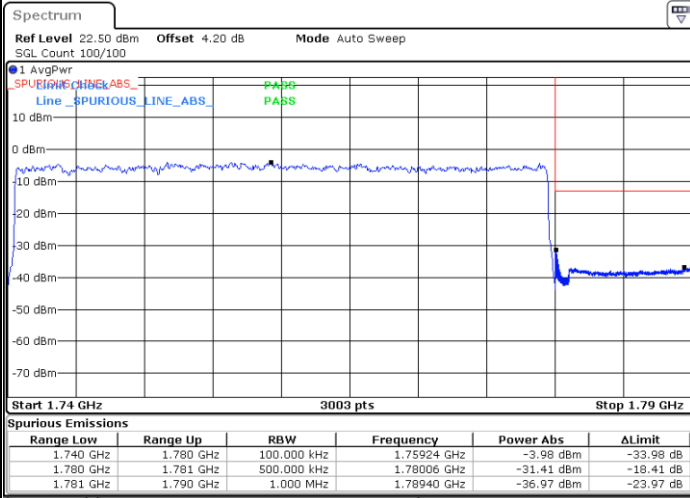
Channel Power < -13dBm Pass



/

Highest Band Edge / Full RB

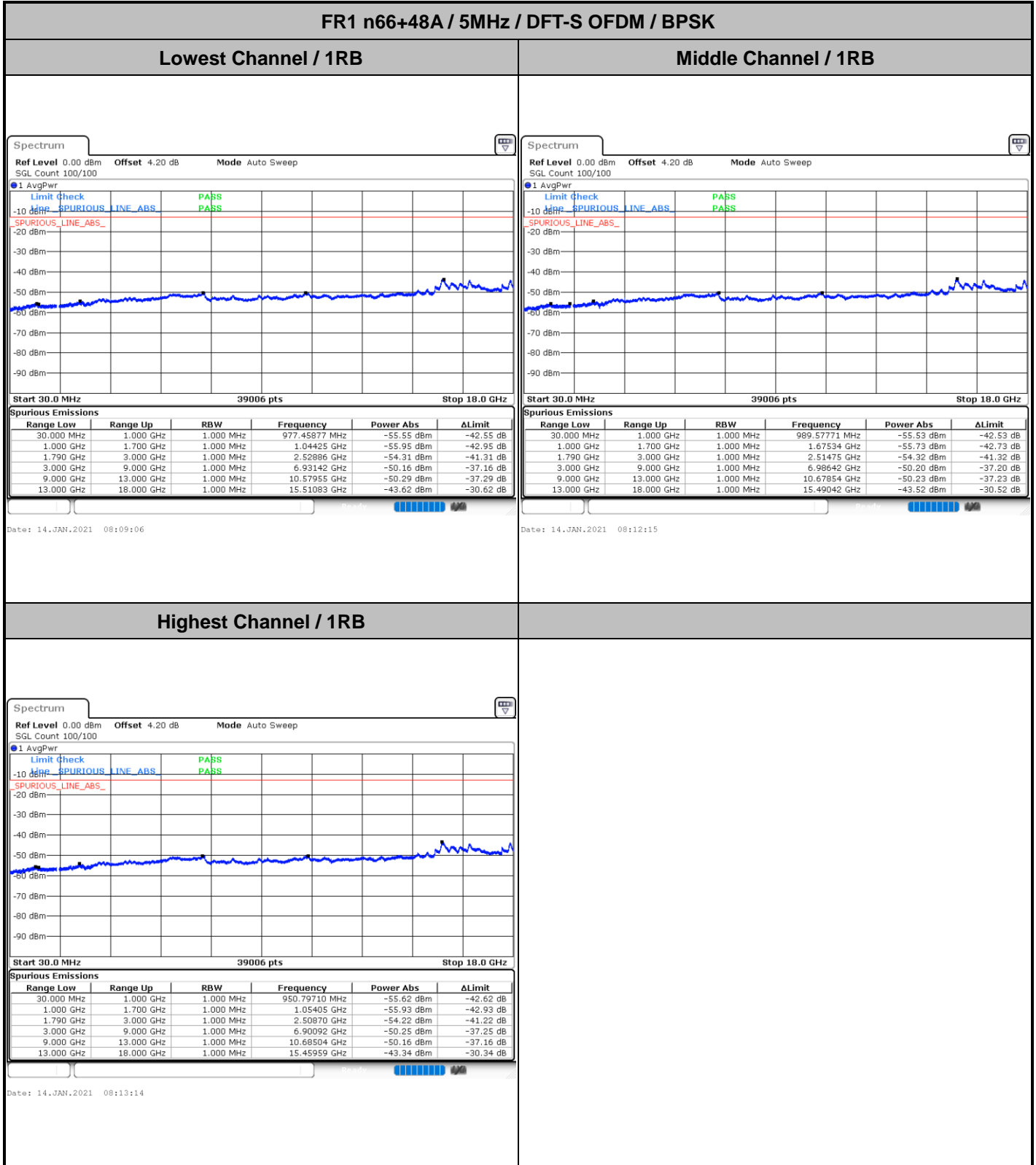
Channel Power < -13dBm Pass



/



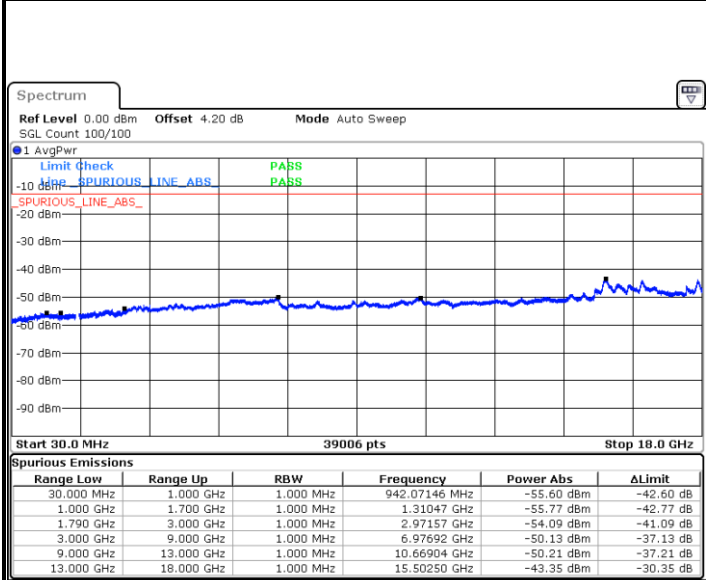
Conducted Spurious Emission





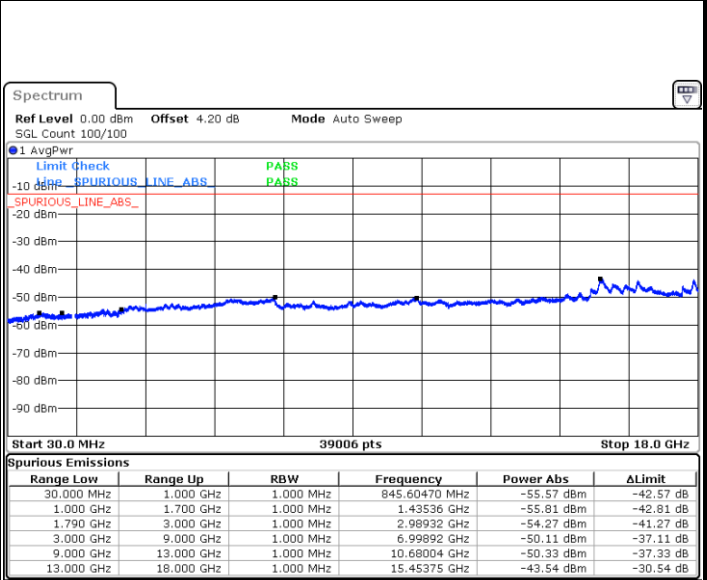
FR1 n66+48A / 5MHz / DFT-S OFDM / QPSK

Lowest Channel / 1RB



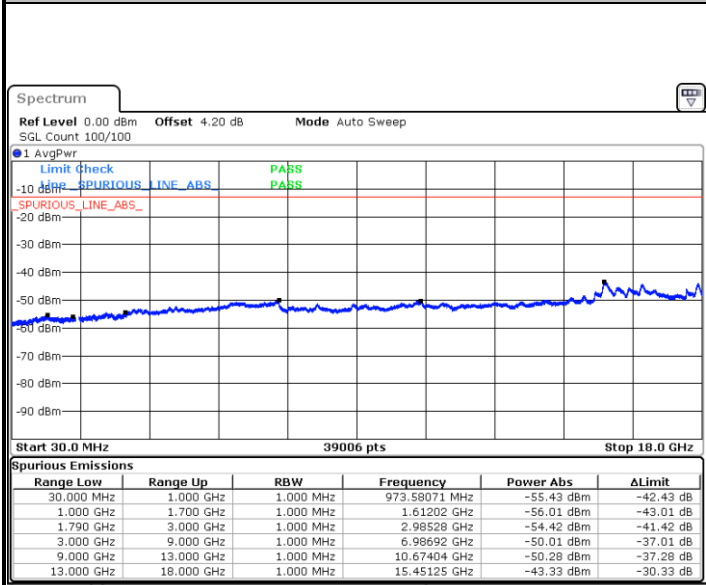
Date: 14.JAN.2021 08:10:17

Middle Channel / 1RB



Date: 14.JAN.2021 08:11:14

Highest Channel / 1RB



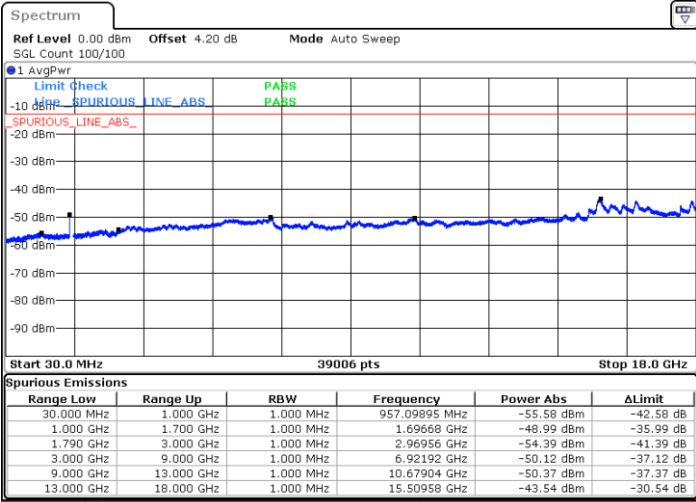
Date: 14.JAN.2021 08:14:15



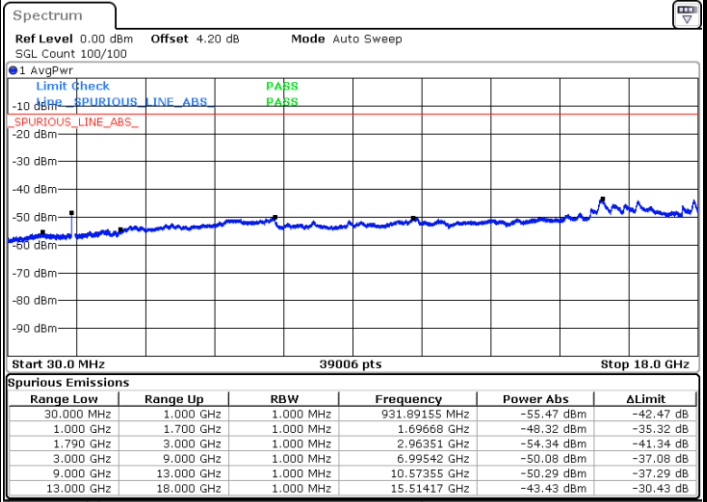
FR1 n66+48A / 15MHz / DFT-S OFDM / BPSK

Lowest Channel / 1RB

Middle Channel / 1RB

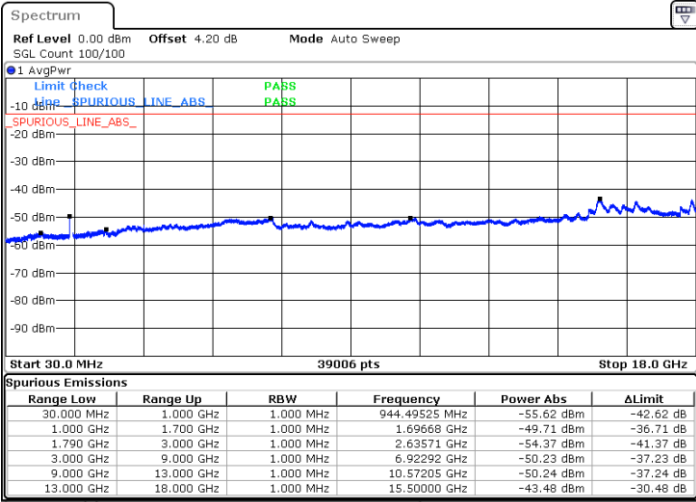


Date: 14.JAN.2021 07:55:03



Date: 14.JAN.2021 07:58:53

Highest Channel / 1RB



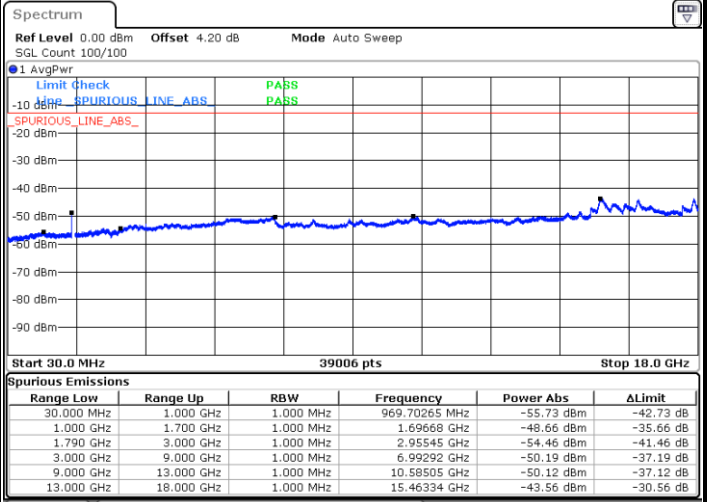
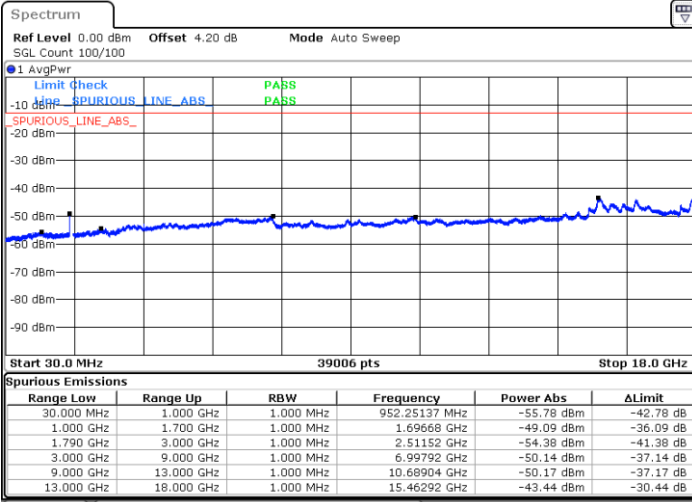
Date: 14.JAN.2021 07:59:52



FR1 n66+48A / 15MHz / DFT-S OFDM / QPSK

Lowest Channel / 1RB

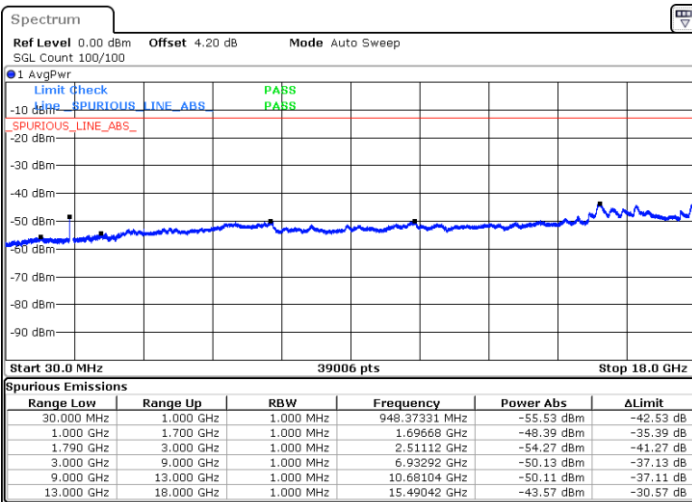
Middle Channel / 1RB



Date: 14. JAN. 2021 07:56:37

Date: 14. JAN. 2021 07:57:38

Highest Channel / 1RB

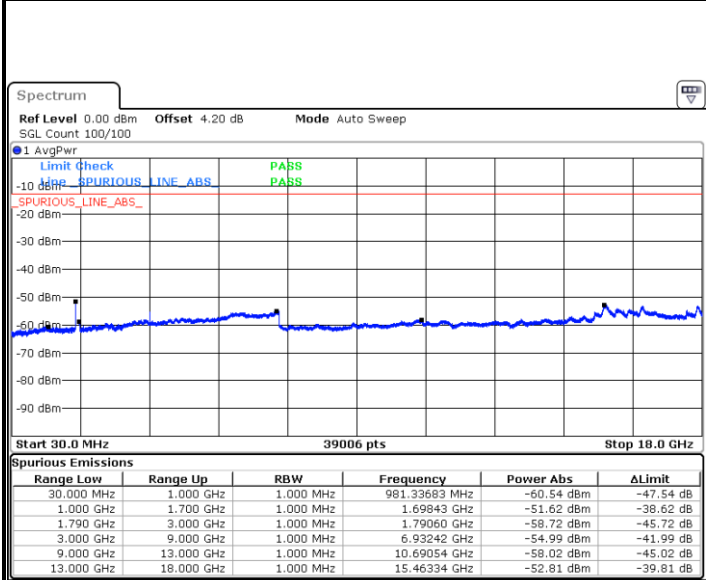


Date: 14. JAN. 2021 08:01:02



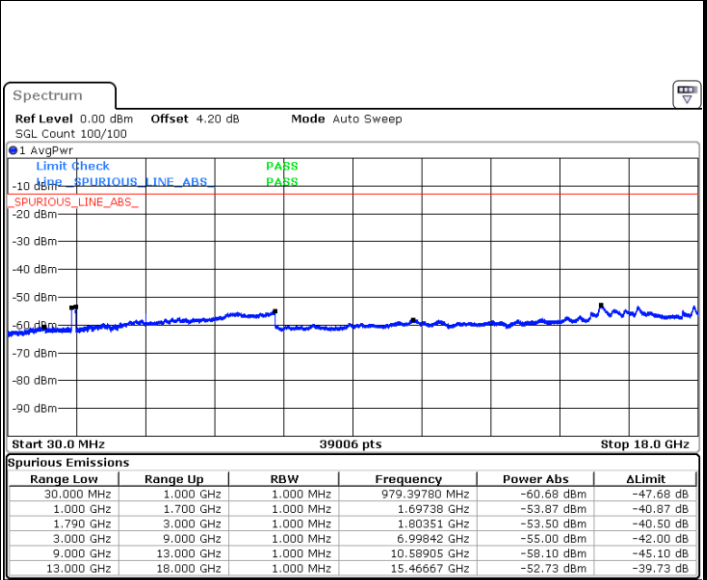
FR1 n66+48A / 40MHz / DFT-S OFDM / BPSK

Lowest Channel / 1RB



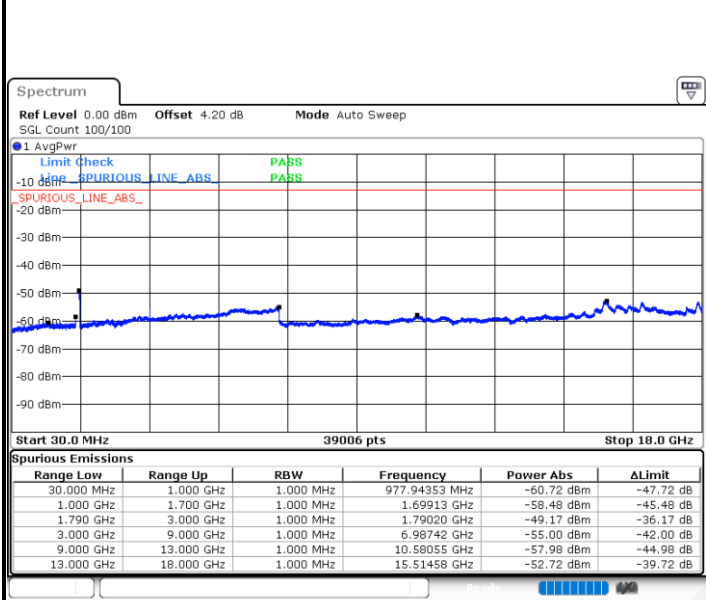
Date: 14.JAN.2021 07:22:51

Middle Channel / 1RB



Date: 14.JAN.2021 07:16:55

Highest Channel / 1RB

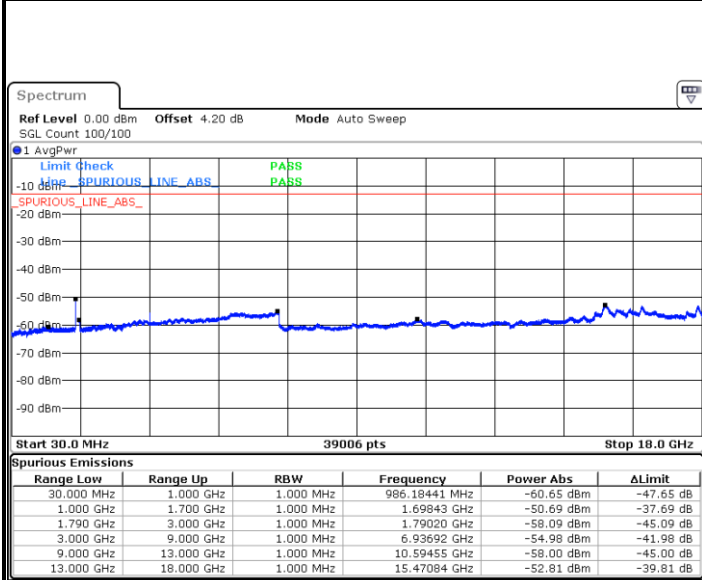


Date: 14.JAN.2021 07:24:59



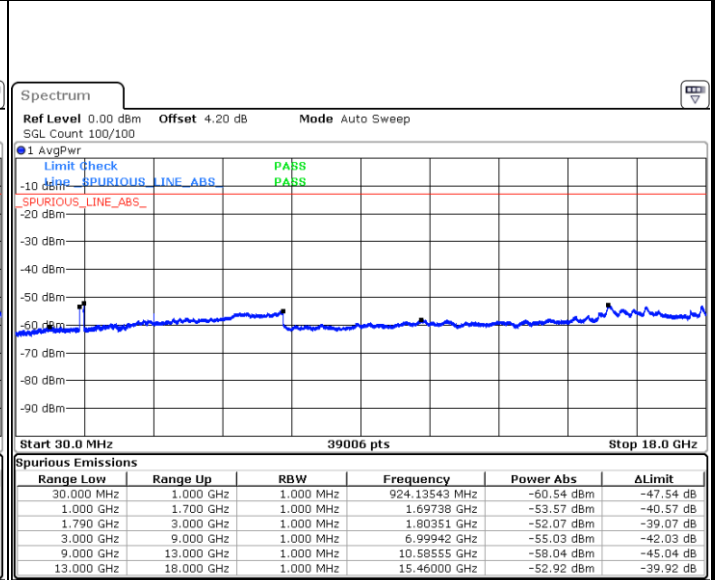
FR1 n66+48A / 40MHz / DFT-S OFDM / QPSK

Lowest Channel / 1RB



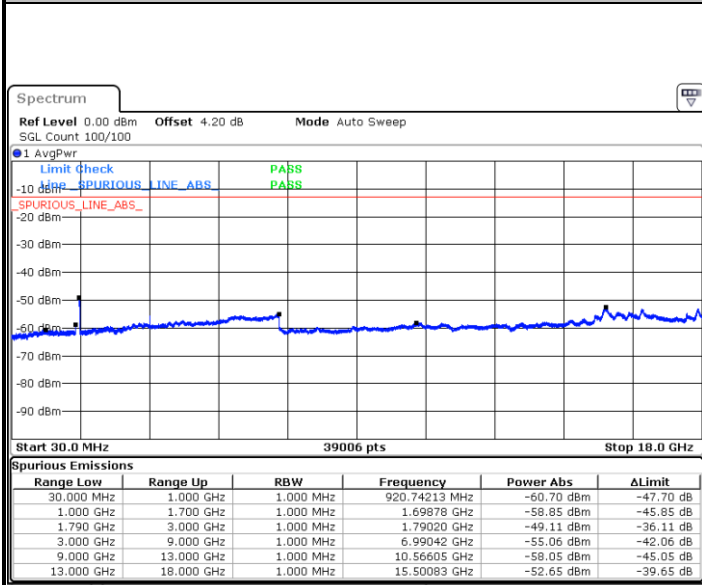
Date: 14.JAN.2021 07:21:45

Middle Channel / 1RB



Date: 14.JAN.2021 07:20:18

Highest Channel / 1RB



Date: 14.JAN.2021 07:26:02



Frequency Stability

Test Conditions		NR n66+48A (BPSK) / Middle Channel	Limit
Temperature (°C)	Voltage (Volt)	BW 40MHz	Within Band
		Deviation (ppm)	Result
50	Normal Voltage	0.0018	PASS
40	Normal Voltage	0.0027	
30	Normal Voltage	0.0012	
20(Ref.)	Normal Voltage	0.0013	
10	Normal Voltage	0.0021	
0	Normal Voltage	0.0018	
-10	Normal Voltage	0.0019	
-20	Normal Voltage	0.0029	
-30	Normal Voltage	0.0017	
20	Maximum Voltage	0.0031	
20	Normal Voltage	0.0013	
20	Battery End Point	0.0022	

Note:

1. Normal Voltage =3.3 V. ; Battery End Point (BEP) =3.14 V. ; Maximum Voltage =4.4 V.
2. Note: The frequency fundamental emissions stay within the authorized frequency block.



Appendix B. Test Results of Radiated Test

Radiated Spurious Emission_NSA mode

EN-DC_5A_n2A / LTE 10MHz + NR 20MHz / QPSK DFT-s-OFDM									
Channel	Frequency (MHz)	EIRP (dBm)	Limit (dBm)	Over Limit (dB)	SPA Reading (dBm)	S.G. Power (dBm)	TX Cable loss (dB)	TX Antenna Gain (dBi)	Polarization (H/V)
NR n2 Lowest	3701.5	-61.92	-13	-48.92	-76.46	-68.68	5.82	12.58	H
	5552.25	-60.91	-13	-47.91	-78.44	-66.63	7.28	13.00	H
	7403	-55.14	-13	-42.14	-77.85	-58.30	8.32	11.48	H
	3701.5	-61.69	-13	-48.69	-76.52	-68.45	5.82	12.58	V
	5552.25	-60.89	-13	-47.89	-78.47	-66.61	7.28	13.00	V
	7403	-54.97	-13	-41.97	-77.73	-58.13	8.32	11.48	V
LTE Band5 Lowest	1664.18	-66.33	-13	-53.33	-72.58	-69.58	4.00	9.40	H
	2496.27	-63.67	-13	-50.67	-73.96	-67.24	4.88	10.60	H
	3328.36	-64.25	-13	-51.25	-76.42	-69.18	5.52	12.60	H
	1664.18	-66.64	-13	-53.64	-72.66	-69.89	4.00	9.40	V
	2496.27	-63.63	-13	-50.63	-74.26	-67.20	4.88	10.60	V
	3328.36	-63.85	-13	-50.85	-76.43	-68.78	5.52	12.60	V
NR n2 Middle	3741.5	-61.61	-13	-48.61	-76.24	-68.36	5.85	12.60	H
	5612.25	-60.39	-13	-47.39	-78.11	-66.19	7.30	13.10	H
	7483	-54.83	-13	-41.83	-77.24	-57.98	8.35	11.50	H
	3741.5	-61.43	-13	-48.43	-76.27	-68.18	5.85	12.60	V
	5612.25	-60.17	-13	-47.17	-77.8	-65.97	7.30	13.10	V
	7483	-55.00	-13	-42.00	-77.35	-58.15	8.35	11.50	V
LTE Band5 Middle	1664.18	-65.94	-13	-52.94	-72.19	-69.19	4.00	9.40	H
	2496.27	-64.02	-13	-51.02	-74.31	-67.59	4.88	10.60	H
	3328.36	-64.30	-13	-51.30	-76.47	-69.23	5.52	12.60	H
	1664.18	-66.58	-13	-53.58	-72.60	-69.83	4.00	9.40	V
	2496.27	-63.73	-13	-50.73	-74.36	-67.30	4.88	10.60	V
	3328.36	-63.71	-13	-50.71	-76.29	-68.64	5.52	12.60	V
NR n2 Highest	3781.5	-61.80	-13	-48.80	-76.50	-68.54	5.88	12.62	H
	5672.25	-60.41	-13	-47.41	-78.27	-66.22	7.32	13.13	H
	7563	-55.53	-13	-42.53	-77.74	-58.69	8.38	11.54	H
	3781.5	-61.58	-13	-48.58	-76.41	-68.32	5.88	12.62	V
	5672.25	-60.76	-13	-47.76	-78.59	-66.57	7.32	13.13	V
	7563	-55.78	-13	-42.78	-77.81	-58.94	8.38	11.54	V
LTE Band5 Highest	1664.18	-66.09	-13	-53.09	-72.34	-69.34	4.00	9.40	H
	2496.27	-63.79	-13	-50.79	-74.08	-67.36	4.88	10.60	H
	3328.36	-64.08	-13	-51.08	-76.25	-69.01	5.52	12.60	H
	1664.18	-66.54	-13	-53.54	-72.56	-69.79	4.00	9.40	V
	2496.27	-63.77	-13	-50.77	-74.40	-67.34	4.88	10.60	V
	3328.36	-63.84	-13	-50.84	-76.42	-68.77	5.52	12.60	V

Remark: Spurious emissions within 30-1000MHz were found more than 20dB below limit line.



EN-DC 2A_n5A / LTE 20MHz + NR 20MHz / QPSK DFT-s-OFDM									
Channel	Frequency (MHz)	EIRP (dBm)	Limit (dBm)	Over Limit (dB)	SPA Reading (dBm)	S.G. Power (dBm)	TX Cable loss (dB)	TX Antenna Gain (dBi)	Polarization (H/V)
NR n5 Lowest	1650	-66.85	-13	-53.85	-73.10	-70.08	3.98	9.36	H
	2475	-64.50	-13	-51.50	-74.84	-68.05	4.85	10.55	H
	3300	-63.83	-13	-50.83	-76.23	-68.76	5.50	12.58	H
	1650	-67.04	-13	-54.04	-73.18	-70.27	3.98	9.36	V
	2475	-64.23	-13	-51.23	-74.93	-67.78	4.85	10.55	V
	3300	-63.37	-13	-50.37	-76.22	-68.30	5.50	12.58	V
LTE Band2 Lowest	3742.18	-61.63	-13	-48.63	-76.26	-68.38	5.85	12.60	H
	5613.27	-60.63	-13	-47.63	-78.35	-66.43	7.30	13.10	H
	7484.36	-55.42	-13	-42.42	-77.83	-58.57	8.35	11.50	H
	3742.18	-61.26	-13	-48.26	-76.1	-68.01	5.85	12.60	V
	5613.27	-60.61	-13	-47.61	-78.24	-66.41	7.30	13.10	V
	7484.36	-55.60	-13	-42.60	-77.94	-58.75	8.35	11.50	V
NR n5 Middle	1654.5	-66.90	-13	-53.90	-73.18	-70.15	4.00	9.40	H
	2481.75	-64.50	-13	-51.50	-74.82	-68.07	4.88	10.60	H
	3309	-63.72	-13	-50.72	-76.05	-68.65	5.52	12.60	H
	1654.5	-67.02	-13	-54.02	-73.15	-70.27	4.00	9.40	V
	2481.75	-64.05	-13	-51.05	-74.73	-67.62	4.88	10.60	V
	3309	-63.29	-13	-50.29	-76.06	-68.22	5.52	12.60	V
LTE Band2 Middle	3742.18	-61.25	-13	-48.25	-75.88	-68.00	5.85	12.60	H
	5613.27	-60.29	-13	-47.29	-78.01	-66.09	7.30	13.10	H
	7484.36	-55.13	-13	-42.13	-77.54	-58.28	8.35	11.50	H
	3742.18	-61.14	-13	-48.14	-75.98	-67.89	5.85	12.60	V
	5613.27	-60.31	-13	-47.31	-77.94	-66.11	7.30	13.10	V
	7484.36	-55.23	-13	-42.23	-77.57	-58.38	8.35	11.50	V
NR n5 Highest	1660	-66.52	-13	-53.52	-72.78	-69.69	4.10	9.42	H
	2490	-64.43	-13	-51.43	-74.73	-68.01	4.90	10.63	H
	3320	-64.30	-13	-51.30	-76.54	-69.22	5.55	12.62	H
	1660	-66.89	-13	-53.89	-72.96	-70.06	4.10	9.42	V
	2490	-63.93	-13	-50.93	-74.57	-67.51	4.90	10.63	V
	3320	-63.80	-13	-50.80	-76.46	-68.72	5.55	12.62	V
LTE Band2 Highest	3742.18	-61.61	-13	-48.61	-76.24	-68.36	5.85	12.60	H
	5613.27	-60.50	-13	-47.50	-78.22	-66.30	7.30	13.10	H
	7484.36	-55.57	-13	-42.57	-77.98	-58.72	8.35	11.50	H
	3742.18	-61.48	-13	-48.48	-76.32	-68.23	5.85	12.60	V
	5613.27	-60.74	-13	-47.74	-78.37	-66.54	7.30	13.10	V
	7484.36	-55.49	-13	-42.49	-77.83	-58.64	8.35	11.50	V

Remark: Spurious emissions within 30-1000MHz were found more than 20dB below limit line.



EN-DC 48A_n66A / LTE 20MHz + NR 40MHz / QPSK DFT-s-OFDM									
Channel	Frequency (MHz)	EIRP (dBm)	Limit (dBm)	Over Limit (dB)	SPA Reading (dBm)	S.G. Power (dBm)	TX Cable loss (dB)	TX Antenna Gain (dBi)	Polarization (H/V)
NR n66 Lowest	3422.8	-66.11	-13	-53.11	-54.35	-72.99	5.60	12.48	H
	5134.2	-63.54	-13	-50.54	-56.08	-69.22	7.10	12.78	H
	6845.6	-60.23	-13	-47.23	-55.37	-63.62	8.38	11.77	H
	3422.8	-65.76	-13	-52.76	-54.57	-72.64	5.60	12.48	V
	5134.2	-63.89	-13	-50.89	-56.37	-69.57	7.10	12.78	V
	6845.6	-60.82	-13	-47.82	-55.72	-64.21	8.38	11.77	V
LTE Band48 Lowest	7332.00	-58.03	-40	-18.03	-55.19	-61.33	8.30	11.60	H
	10998.00	-53.34	-40	-13.34	-57.27	-54.86	10.48	12.00	H
	14664.00	-50.21	-40	-10.21	-57.20	-51.91	11.80	13.50	H
	7332.00	-57.76	-40	-17.76	-54.96	-61.06	8.30	11.60	V
	10998.00	-53.48	-40	-13.48	-57.08	-55.00	10.48	12.00	V
	14664.00	-50.02	-40	-10.02	-57.02	-51.72	11.80	13.50	V
NR n66 Middle	3471.5	-65.54	-13	-52.54	-54.35	-72.39	5.65	12.50	H
	5207.25	-63.51	-13	-50.51	-56.00	-69.18	7.13	12.80	H
	6943	-60.13	-13	-47.13	-55.60	-63.53	8.40	11.80	H
	3471.5	-64.92	-13	-51.92	-54.27	-71.77	5.65	12.50	V
	5207.25	-63.49	-13	-50.49	-55.93	-69.16	7.13	12.80	V
	6943	-60.16	-13	-47.16	-55.67	-63.56	8.40	11.80	V
LTE Band48 Middle	7332.00	-57.93	-40	-17.93	-55.09	-61.23	8.30	11.60	H
	10998.00	-53.13	-40	-13.13	-57.06	-54.65	10.48	12.00	H
	14664.00	-50.11	-40	-10.11	-57.10	-51.81	11.80	13.50	H
	7332.00	-57.75	-40	-17.75	-54.95	-61.05	8.30	11.60	V
	10998.00	-53.53	-40	-13.53	-57.13	-55.05	10.48	12.00	V
	14664.00	-49.99	-40	-9.99	-56.99	-51.69	11.80	13.50	V
NR n66 Highest	3482.8	-65.72	-13	-52.72	-54.65	-72.56	5.68	12.52	H
	5224.2	-63.92	-13	-50.92	-56.20	-69.59	7.15	12.82	H
	6965.6	-59.92	-13	-46.92	-55.47	-63.35	8.42	11.85	H
	3482.8	-64.95	-13	-51.95	-54.42	-71.79	5.68	12.52	V
	5224.2	-63.99	-13	-50.99	-56.22	-69.66	7.15	12.82	V
	6965.6	-59.67	-13	-46.67	-55.33	-63.10	8.42	11.85	V
LTE Band48 Highest	7332.00	-57.83	-40	-17.83	-54.99	-61.13	8.30	11.60	H
	10998.00	-53.53	-40	-13.53	-57.46	-55.05	10.48	12.00	H
	14664.00	-49.99	-40	-9.99	-56.98	-51.69	11.80	13.50	H
	7332.00	-57.80	-40	-17.80	-55	-61.10	8.30	11.60	V
	10998.00	-53.59	-40	-13.59	-57.19	-55.11	10.48	12.00	V
	14664.00	-50.07	-40	-10.07	-57.07	-51.77	11.80	13.50	V

Remark: Spurious emissions within 30-1000MHz were found more than 20dB below limit line.



Radiated Spurious Emission_SA mode

5G NR n2 / NR 20MHz / QPSK DFT-s-OFDM									
Channel	Frequency (MHz)	EIRP (dBm)	Limit (dBm)	Over Limit (dB)	SPA Reading (dBm)	S.G. Power (dBm)	TX Cable loss (dB)	TX Antenna Gain (dBi)	Polarization (H/V)
Lowest	3701.50	-61.85	-13	-48.85	-76.39	-68.61	5.82	12.58	H
	5552.25	-60.61	-13	-47.61	-78.14	-66.33	7.28	13.00	H
	7403.00	-54.75	-13	-41.75	-77.46	-57.91	8.32	11.48	H
	3701.50	-61.05	-13	-48.05	-75.88	-67.81	5.82	12.58	V
	5552.25	-60.53	-13	-47.53	-78.11	-66.25	7.28	13.00	V
	7403.00	-54.89	-13	-41.89	-77.65	-58.05	8.32	11.48	V
Middle	3741.50	-61.26	-13	-48.26	-75.89	-68.01	5.85	12.60	H
	5612.25	-60.14	-13	-47.14	-77.86	-65.94	7.30	13.10	H
	7483.00	-54.59	-13	-41.59	-77.00	-57.74	8.35	11.50	H
	3741.50	-61.25	-13	-48.25	-76.09	-68.00	5.85	12.60	V
	5612.25	-60.24	-13	-47.24	-77.87	-66.04	7.30	13.10	V
	7483.00	-54.88	-13	-41.88	-77.23	-58.03	8.35	11.50	V
Highest	3781.50	-61.56	-13	-48.56	-76.26	-68.30	5.88	12.62	H
	5672.25	-60.24	-13	-47.24	-78.10	-66.05	7.32	13.13	H
	7563.00	-55.25	-13	-42.25	-77.46	-58.41	8.38	11.54	H
	3781.50	-61.39	-13	-48.39	-76.22	-68.13	5.88	12.62	V
	5672.25	-60.24	-13	-47.24	-78.07	-66.05	7.32	13.13	V
	7563.00	-55.61	-13	-42.61	-77.64	-58.77	8.38	11.54	V

Remark: Spurious emissions within 30-1000MHz were found more than 20dB below limit line.



5G NR n5 / NR 20MHz / QPSK DFT-s-OFDM									
Channel	Frequency (MHz)	EIRP (dBm)	Limit (dBm)	Over Limit (dB)	SPA Reading (dBm)	S.G. Power (dBm)	TX Cable loss (dB)	TX Antenna Gain (dBi)	Polarization (H/V)
Lowest	1650	-67.81	-13	-54.81	-74.06	-71.04	3.98	9.36	H
	2475	-65.07	-13	-52.07	-75.41	-68.62	4.85	10.55	H
	3300	-63.76	-13	-50.76	-76.16	-68.69	5.50	12.58	H
	1650	-67.86	-13	-54.86	-74.00	-71.09	3.98	9.36	V
	2475	-64.89	-13	-51.89	-75.59	-68.44	4.85	10.55	V
	3300	-63.36	-13	-50.36	-76.21	-68.29	5.50	12.58	V
Middle	1654.5	-67.87	-13	-54.87	-74.15	-71.12	4.00	9.40	H
	2481.75	-65.23	-13	-52.23	-75.55	-68.80	4.88	10.60	H
	3309	-64.40	-13	-51.40	-76.73	-69.33	5.52	12.60	H
	1654.5	-68.24	-13	-55.24	-74.37	-71.49	4.00	9.40	V
	2481.75	-64.99	-13	-51.99	-75.67	-68.56	4.88	10.60	V
	3309	-63.69	-13	-50.69	-76.46	-68.62	5.52	12.60	V
Highest	1660	-67.56	-13	-54.56	-73.82	-70.73	4.10	9.42	H
	2490	-64.82	-13	-51.82	-75.12	-68.40	4.90	10.63	H
	3320	-64.51	-13	-51.51	-76.75	-69.43	5.55	12.62	H
	1660	-67.84	-13	-54.84	-73.91	-71.01	4.10	9.42	V
	2490	-64.66	-13	-51.66	-75.30	-68.24	4.90	10.63	V
	3320	-64.05	-13	-51.05	-76.71	-68.97	5.55	12.62	V

Remark: Spurious emissions within 30-1000MHz were found more than 20dB below limit line.



5G NR n25 / NR 20MHz / QPSK DFT-s-OFDM									
Channel	Frequency (MHz)	EIRP (dBm)	Limit (dBm)	Over Limit (dB)	SPA Reading (dBm)	S.G. Power (dBm)	TX Cable loss (dB)	TX Antenna Gain (dBi)	Polarization (H/V)
Lowest	3701.50	-61.83	-13	-48.83	-76.37	-68.59	5.82	12.58	H
	5552.25	-60.91	-13	-47.91	-78.44	-66.63	7.28	13.00	H
	7403.00	-55.00	-13	-42.00	-77.71	-58.16	8.32	11.48	H
	3701.50	-61.55	-13	-48.55	-76.38	-68.31	5.82	12.58	V
	5552.25	-60.92	-13	-47.92	-78.5	-66.64	7.28	13.00	V
	7403.00	-54.72	-13	-41.72	-77.48	-57.88	8.32	11.48	V
Middle	3746.5	-61.50	-13	-48.50	-76.13	-68.25	5.85	12.60	H
	5619.75	-60.27	-13	-47.27	-77.99	-66.07	7.30	13.10	H
	7493	-55.29	-13	-42.29	-77.64	-58.44	8.35	11.50	H
	3746.5	-61.43	-13	-48.43	-76.27	-68.18	5.85	12.60	V
	5619.75	-60.67	-13	-47.67	-78.3	-66.47	7.30	13.10	V
	7493	-55.16	-13	-42.16	-77.43	-58.31	8.35	11.50	V
Highest	3791.36	-61.75	-13	-48.75	-76.46	-68.49	5.88	12.62	H
	5687.04	-59.79	-13	-46.79	-77.70	-65.60	7.32	13.13	H
	7582.72	-55.50	-13	-42.50	-77.68	-58.66	8.38	11.54	H
	3791.36	-61.69	-13	-48.69	-76.52	-68.43	5.88	12.62	V
	5687.04	-59.96	-13	-46.96	-77.88	-65.77	7.32	13.13	V
	7582.72	-55.79	-13	-42.79	-77.76	-58.95	8.38	11.54	V

Remark: Spurious emissions within 30-1000MHz were found more than 20dB below limit line.



5G NR n66 / NR 40MHz / QPSK DFT-s-OFDM									
Channel	Frequency (MHz)	EIRP (dBm)	Limit (dBm)	Over Limit (dB)	SPA Reading (dBm)	S.G. Power (dBm)	TX Cable loss (dB)	TX Antenna Gain (dBi)	Polarization (H/V)
Lowest	3421.84	-63.73	-13	-50.73	-75.98	-70.61	5.60	12.48	H
	5132.76	-60.36	-13	-47.36	-77.85	-66.04	7.10	12.78	H
	6843.68	-57.83	-13	-44.83	-78.28	-61.22	8.38	11.77	H
	3421.84	-62.83	-13	-49.83	-75.65	-69.71	5.60	12.48	V
	5132.76	-60.32	-13	-47.32	-77.75	-66.00	7.10	12.78	V
	6843.68	-57.93	-13	-44.93	-78.14	-61.32	8.38	11.77	V
Middle	3541.84	-62.87	-13	-49.87	-76.51	-69.72	5.65	12.50	H
	5177.76	-60.00	-13	-47.00	-77.54	-65.67	7.13	12.80	H
	6903.68	-57.45	-13	-44.45	-78.18	-60.85	8.40	11.80	H
	3541.84	-62.25	-13	-49.25	-76.41	-69.10	5.65	12.50	V
	5177.76	-59.81	-13	-46.81	-77.29	-65.48	7.13	12.80	V
	6903.68	-57.26	-13	-44.26	-77.92	-60.66	8.40	11.80	V
Highest	3481.84	-63.19	-13	-50.19	-76.12	-70.03	5.68	12.52	H
	5232.76	-60.42	-13	-47.42	-77.58	-66.09	7.15	12.82	H
	6972	-56.63	-13	-43.63	-77.67	-60.06	8.42	11.85	H
	3481.84	-62.71	-13	-49.71	-76.18	-69.55	5.68	12.52	V
	5232.76	-60.60	-13	-47.60	-77.71	-66.27	7.15	12.82	V
	6963.68	-56.55	-13	-43.55	-77.66	-59.98	8.42	11.85	V

Remark: Spurious emissions within 30-1000MHz were found more than 20dB below limit line.