

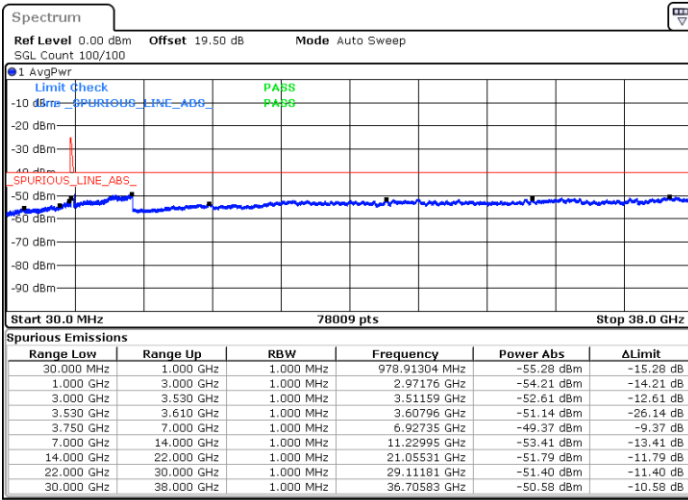


LTE Band 48C / 20MHz+10MHz

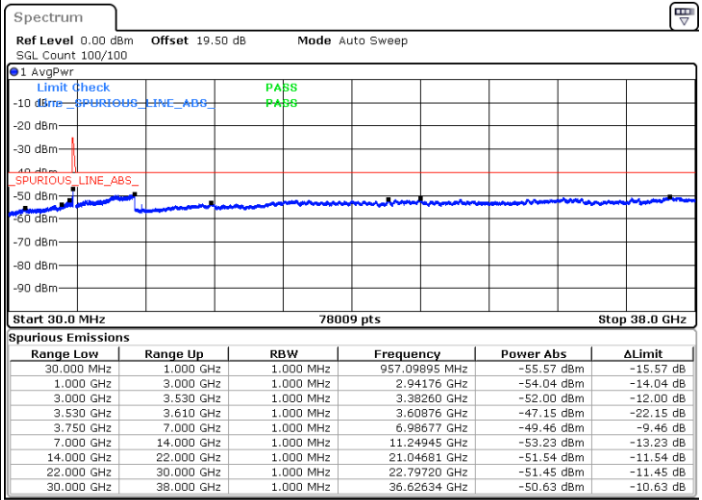
64QAM

Highest Channel / 1RB0 and 1RB49

Highest Channel / 1RB99 and 1RB0



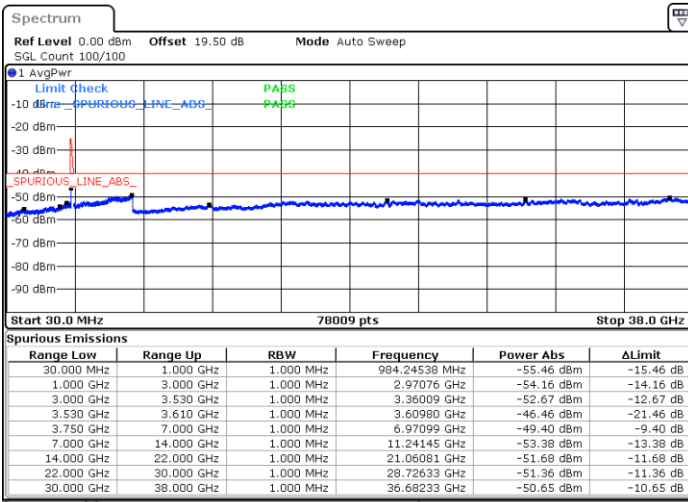
Date: 23.FEB.2021 14:20:31



Date: 23.FEB.2021 14:19:00

Highest Channel / FullIRB

N/A



Date: 23.FEB.2021 14:28:08

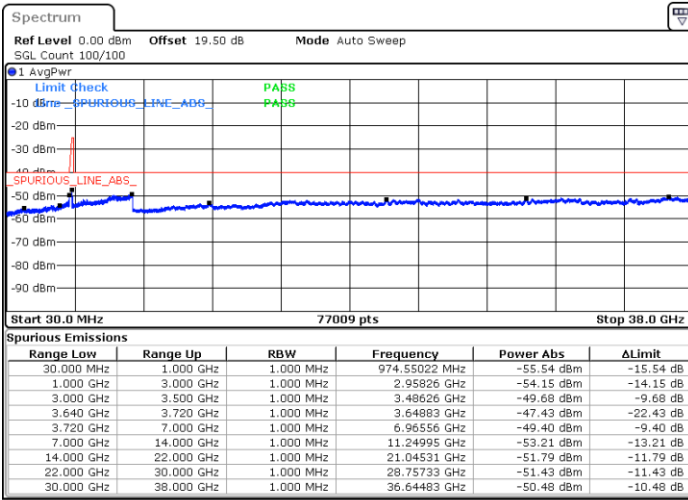


LTE Band 48C / 20MHz+15MHz

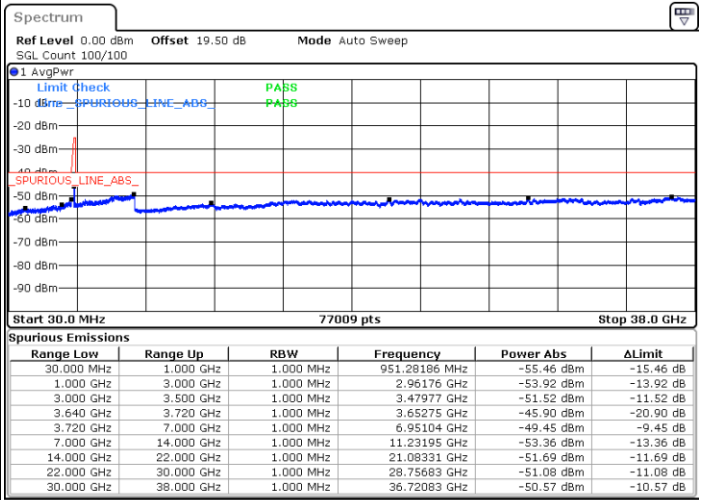
64QAM

Lowest Channel / 1RB0 and 1RB74

Lowest Channel / 1RB99 and 1RB0



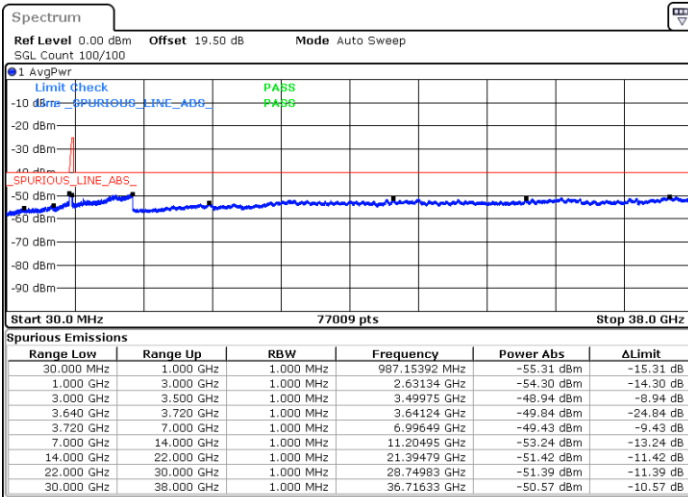
Date: 23.FEB.2021 15:15:04



Date: 23.FEB.2021 15:07:28

Lowest Channel / FullIRB

N/A



Date: 23.FEB.2021 15:16:36

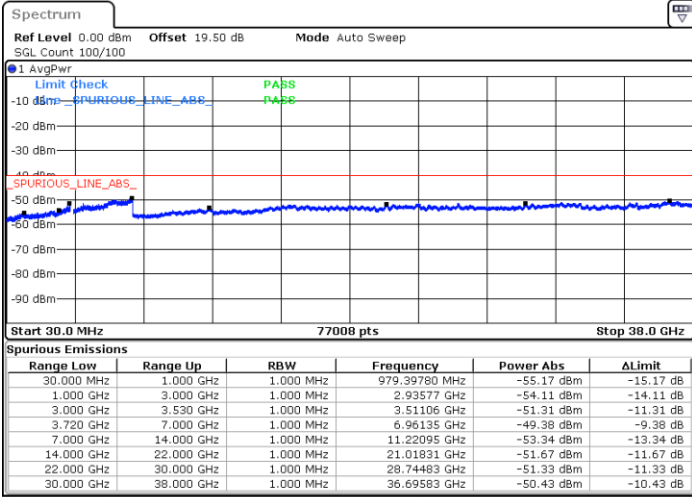


LTE Band 48C / 20MHz+15MHz

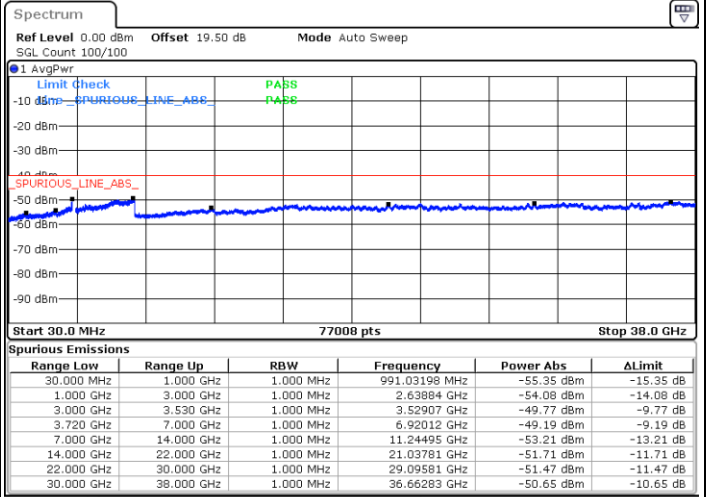
64QAM

Middle Channel / 1RB0 and 1RB74

Middle Channel / 1RB99 and 1RB0



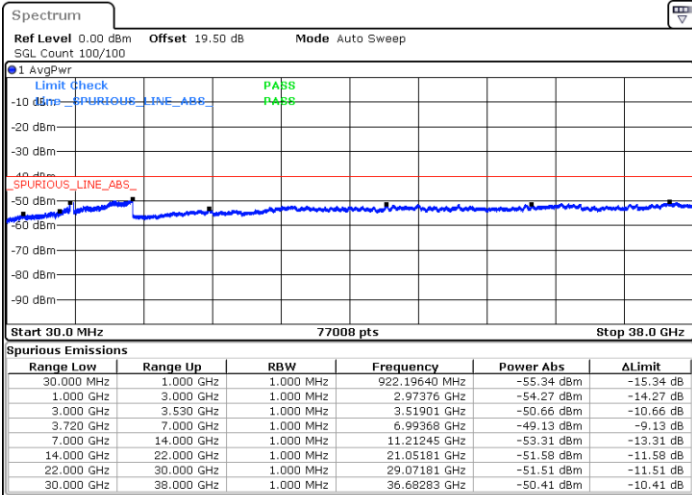
Date: 23.FEB.2021 15:25:43



Date: 23.FEB.2021 15:33:20

Middle Channel / FullIRB

N/A



Date: 23.FEB.2021 15:24:12

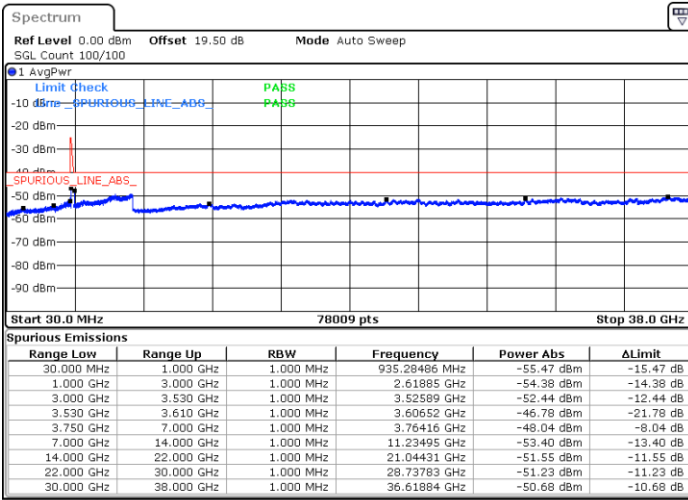


LTE Band 48C / 20MHz+15MHz

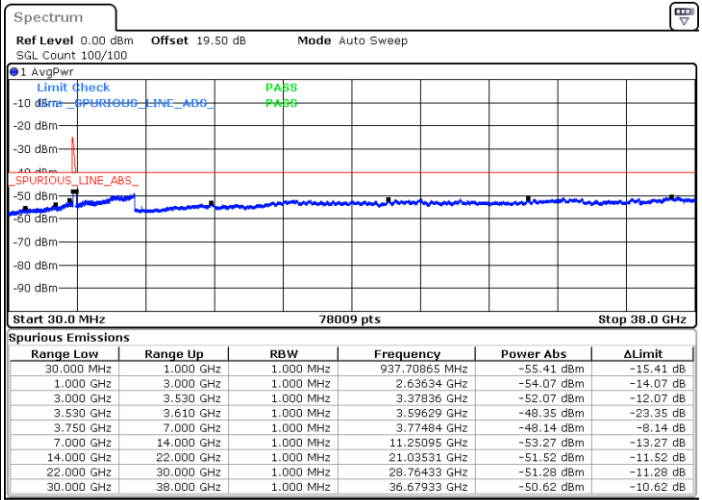
64QAM

Highest Channel / 1RB0 and 1RB74

Highest Channel / 1RB99 and 1RB0



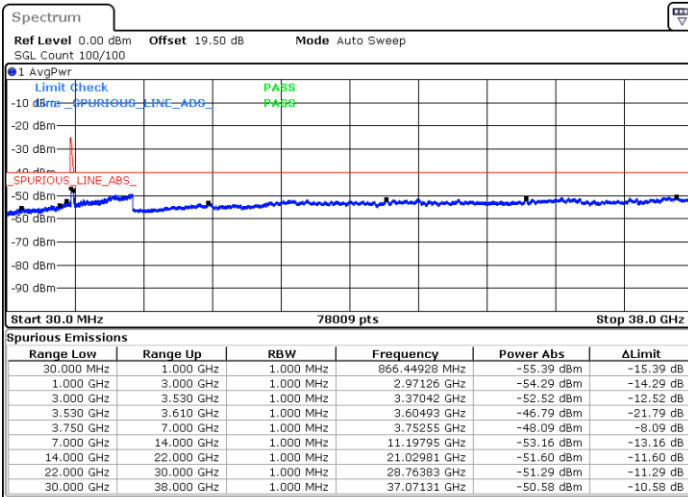
Date: 23.FEB.2021 15:39:26



Date: 23.FEB.2021 15:37:54

Highest Channel / FullIRB

N/A



Date: 23.FEB.2021 15:47:02

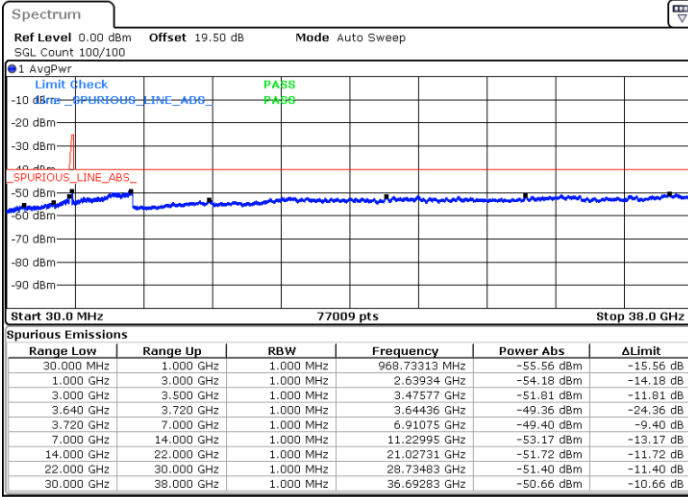


LTE Band 48C / 20MHz+20MHz

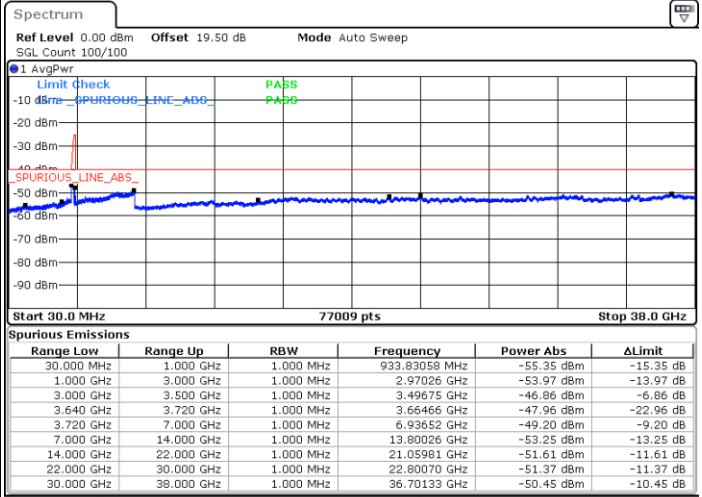
64QAM

Lowest Channel / 1RB0 and 1RB99

Lowest Channel / 1RB99 and 1RB0



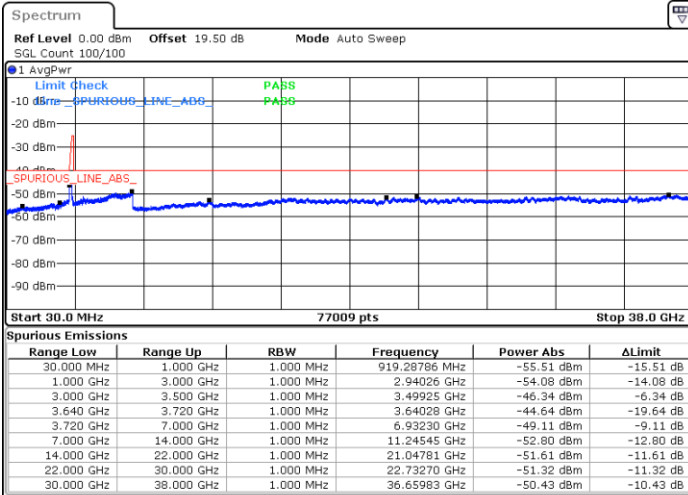
Date: 23.FEB.2021 12:27:03



Date: 23.FEB.2021 12:19:26

Lowest Channel / FullIRB

N/A



Date: 23.FEB.2021 12:28:35

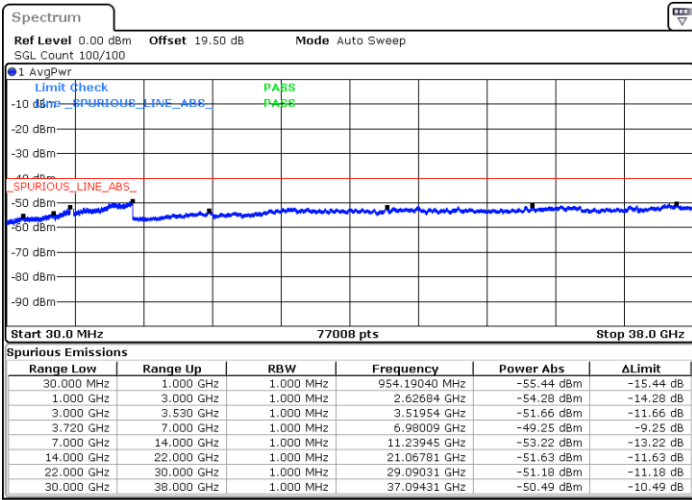


LTE Band 48C / 20MHz+20MHz

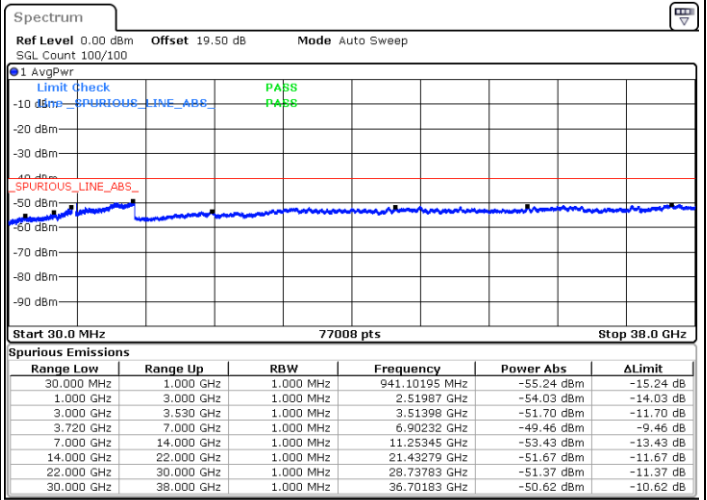
64QAM

MiddleChannel / 1RB0 and 1RB99

Middle Channel / 1RB99 and 1RB0



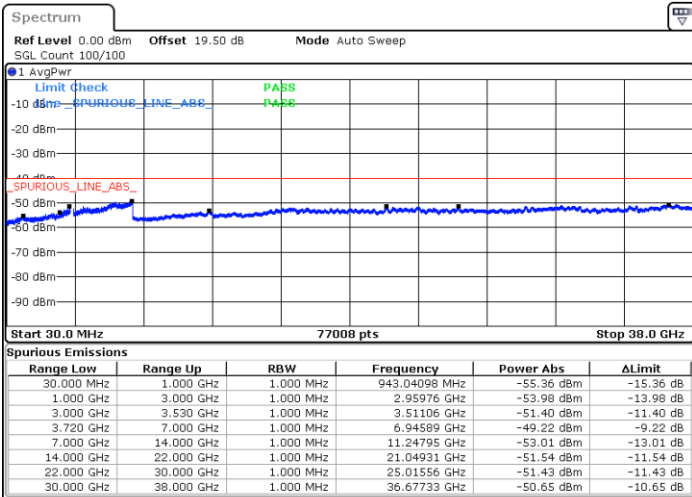
Date: 23.FEB.2021 12:58:51



Date: 23.FEB.2021 13:06:28

Middle Channel / FullIRB

N/A



Date: 23.FEB.2021 12:57:20

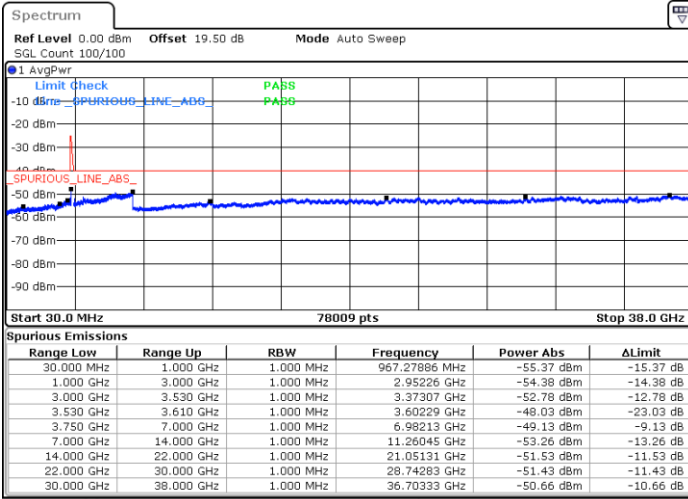


LTE Band 48C / 20MHz+20MHz

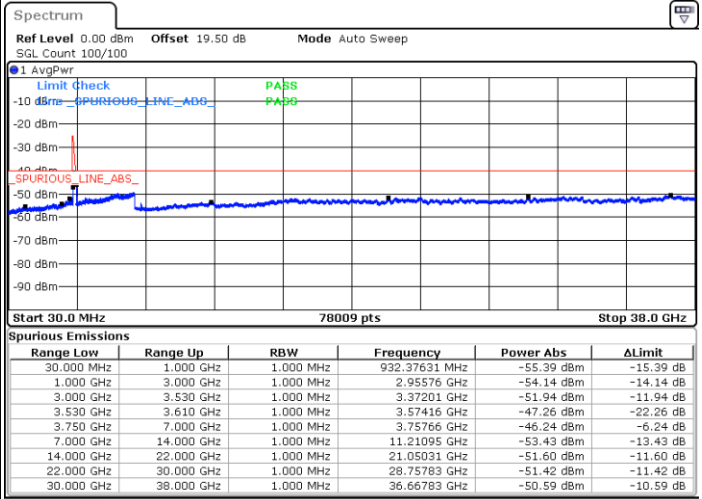
64QAM

Highest Channel / 1RB0 and 1RB99

Highest Channel / 1RB99 and 1RB0



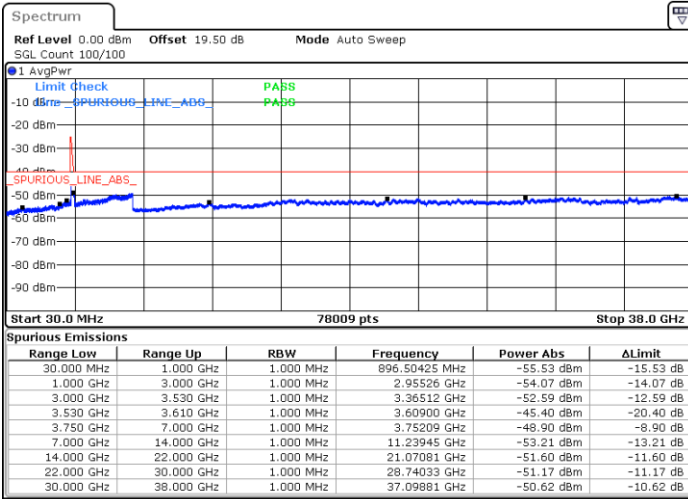
Date: 23.FEB.2021 13:30:47



Date: 23.FEB.2021 13:29:16

Highest Channel / FullRB

N/A



Date: 23.FEB.2021 13:38:24



Appendix B. Test Results of Radiated Test

Radiated Spurious Emission

LTE Band 48 / 20MHz / QPSK									
Channel	Frequency (MHz)	EIRP (dBm)	Limit (dBm)	Over Limit (dB)	SPA Reading (dBm)	S.G. Power (dBm)	TX Cable loss (dB)	TX Antenna Gain (dBi)	Polarization (H/V)
Lowest	7102.00	-52.37	-40	-12.37	-48.49	-55.70	8.25	11.58	H
	10653.00	-53.49	-40	-13.49	-55.54	-55.04	10.45	12.00	H
	14204.00	-49.20	-40	-9.20	-55.87	-50.91	11.74	13.45	H
	7102.00	-49.45	-40	-9.45	-45.7	-52.78	8.25	11.58	V
	10656.00	-54.54	-40	-14.54	-56.47	-56.09	10.45	12.00	V
	14204.00	-49.28	-40	-9.28	-55.64	-50.99	11.74	13.45	V
Middle	7232.00	-58.47	-40	-18.47	-55.18	-61.77	8.30	11.60	H
	10848.00	-53.25	-40	-13.25	-56.35	-54.77	10.48	12.00	H
	14464.00	-48.61	-40	-8.61	-55.97	-50.31	11.80	13.50	H
	7232.00	-56.24	-40	-16.24	-52.99	-59.54	8.30	11.60	V
	10848.00	-53.56	-40	-13.56	-56.42	-55.08	10.48	12.00	V
	14464.00	-49.08	-40	-9.08	-56.23	-50.78	11.80	13.50	V
Highest	7362.00	-57.44	-40	-17.44	-54.73	-60.76	8.30	11.62	H
	11043.00	-52.83	-40	-12.83	-56.98	-54.51	10.52	12.20	H
	14724.00	-50.76	-40	-10.76	-57.57	-52.46	11.85	13.55	H
	7362.00	-56.80	-40	-16.80	-54.14	-60.12	8.30	11.62	V
	11043.00	-53.09	-40	-13.09	-56.93	-54.77	10.52	12.20	V
	14724.00	-50.60	-40	-10.60	-57.50	-52.30	11.85	13.55	V

Remark: Spurious emissions within 30-1000MHz were found more than 20dB below limit line.



LTE Band 48C_CA / 20MHz + 20MHz / QPSK									
Channel	Frequency (MHz)	EIRP (dBm)	Limit (dBm)	Over Limit (dB)	SPA Reading (dBm)	S.G. Power (dBm)	TX Cable loss (dB)	TX Antenna Gain (dBi)	Polarization (H/V)
Lowest	7102.00	-57.31	-40	-17.31	-53.43	-60.64	8.25	11.58	H
	10653.00	-54.45	-40	-14.45	-56.50	-56.00	10.45	12.00	H
	14204.00	-49.10	-40	-9.10	-55.77	-50.81	11.74	13.45	H
	7102.00	-55.57	-40	-15.57	-51.82	-58.90	8.25	11.58	V
	10653.00	-54.41	-40	-14.41	-56.33	-55.96	10.45	12.00	V
	14204.00	-49.17	-40	-9.17	-55.53	-50.88	11.74	13.45	V
Middle	7212.20	-53.46	-40	-13.46	-50.08	-56.76	8.30	11.60	H
	10818.30	-53.12	-40	-13.12	-56.07	-54.64	10.48	12.00	H
	14424.40	-48.45	-40	-8.45	-55.70	-50.15	11.80	13.50	H
	7212.20	-53.77	-40	-13.77	-50.43	-57.07	8.30	11.60	V
	10818.30	-53.71	-40	-13.71	-56.44	-55.23	10.48	12.00	V
	14424.40	-48.95	-40	-8.95	-55.98	-50.65	11.80	13.50	V
Highest	7322.40	-55.71	-40	-15.71	-52.82	-59.03	8.30	11.62	H
	10983.60	-52.51	-40	-12.51	-56.36	-54.19	10.52	12.20	H
	14644.80	-50.03	-40	-10.03	-57.08	-51.73	11.85	13.55	H
	7322.40	-53.24	-40	-13.24	-50.4	-56.56	8.30	11.62	V
	10983.60	-52.97	-40	-12.97	-56.5	-54.65	10.52	12.20	V
	14644.80	-49.59	-40	-9.59	-56.63	-51.29	11.85	13.55	V

Remark: Spurious emissions within 30-1000MHz were found more than 20dB below limit line.