

Regulatory WWAN Antenna Information (TB mode)

Platform information						
Brand	ODM	Platform model name	Platform type (ex: regular NB, convertible PC, AIO...etc)			*SAR minimum separation (mm)
HP Inc.	Inventec	HSN-I46C	Convertible PC			2.05
Antenna information						Maximum Peak gain
Vendor	Type	Antenna Part number (Ant5 TX/RX)	Antenna Part number (Ant6 RX)	Antenna Part number (Ant7 RX)	Antenna Part number (Ant8 RX)	2305MHz~2315MHz
HONG-BO	PIFA	6036B0313201 (0-3302700850)	6036B0313101 (00-3302700950)	6036B0313301 00-2602750650	6036B0313201 (0-3302700850)	-1.15 dBi
Module information						
Model	Form factor and suffixes (NGW/ HMW AND AN/ NB/ BN....)					
Kahlua	Fibocom FM350-GL-16 WWAN 2x2 LTE radio module					

Antenna vendor connect person	
Antenna Vendor	HONGBO Wireless Communication Technology Co., LTD
contact person	Mirabelle Chou
E-mail	mirabellechou@hong-bo.com.tw
Tel/Mobile	02-2792-6009 EXT: 683
Web address	https://www.hong-lin.com.cn/index.php
Address	4F., No.143, Sinhu 1st Rd., Neihu Dist., Taipei City, 11494 Taiwan

Antenna Sample / Antenna Data Requirements for worldwide regulatory approval

Section	Description of Required OEM / ODM Antenna Information	US / IC	EU	Japan	Taiwan	S.Korea
1A	Part Number for Antenna Assembly	Required	Required	Required	Required	Required
1B	Antenna Manufacturer Name	Required	Required	Required	Required	Required
1C	Description of Antenna Type	Required	N/A	N/A	N/A	N/A
1D	Tx antenna Gain(Peak Gain W/ cable loss) *	Required	Required	Required	Required	Required
2	Dimensioned Photographs and Drawings of Tx and Rx antennas	Required	Required	Required	Required	Required
3	Radiation patterns of antennas loaded in the host platform.	N/A	Required	Required	Required	N/A
4	Platform model name / number - correlated to antenna manufacturer and antenna part number	Required	Required	Desired	Required	Desired
5	Photograph(s) or Drawings showing location of antennas in platform. (S. Korea requires photographs of antennas for approval submission). Taiwan requires pictures of each antenna type shown in the system.	Required	Required	Desired	<u>Required (Photos)</u>	<u>Required (Photos)</u>
6	Mech. drawings / photos with dimensions of antenna locations and distance from end-user (For evaluation of SAR testing requirement).	Required	N/A	N/A	N/A	N/A
7	Photograph(s) or Drawings showing the location of all antennas (WLAN, other) and distance between those transmitting antennas. Information will be used to evaluate whether co-location testing is required.	Required	N/A	N/A	N/A	N/A
8	Local representative contact information for LMA/ PARS process.	Required	N/A	N/A	N/A	N/A

Test location: 1F, No. 8, Alley 15, Lane 120, Sec. 1, NeiHu Road NeiHu District, Taipei City 11493, Taiwan
 Testing date: 2022/11/15

Equipment list

Equipment Description	Manufacturer	Identification no.	Current calibration date	Next calibration date
Network analyzer	Agilent	E5071C	2022/06/16	2023/06/15
Measurement software	ETS-Lindgren	EMQuest	N/A	N/A
Multi axis positioning system(MAPSTM)	ETS-Lindgren	EMCO 2115	N/A	N/A
Multi axis positioning system(MAPSTM)	ETS-Lindgren	EMCO 2110	N/A	N/A
MAPSTM controller	ETS-Lindgren	EMCO 2090	N/A	N/A
Horn antenna	ETS-Lindgren	3164-10	N/A	N/A
ETS OTA Chamber	ETS-Lindgren	AMS-8500	N/A	N/A
Cable	ETS-Lindgren	RFC SMS-100-NMR Series	N/A	N/A

Note: Chamber calibration included full set of implement

Antenna Information

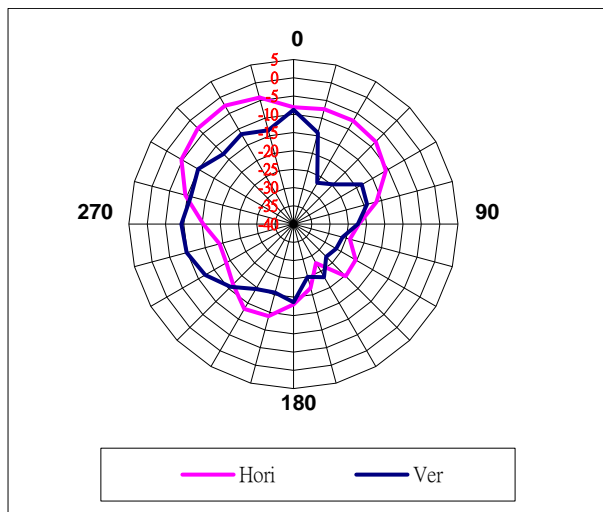
Section 1. Antenna Assembly Specifications

Communication System	Band	Frequency(MHz) from low to high spectrum		1A Part Number for Antenna Assembly	1B Antenna Manufacturer Name	1C Description of Antenna Type	1D Tx Antenna Gain(dBi) Ant5
WCDMA/ LTE	1	1920	1980	Ant5 : 6036B0313201	0-3302700850	PIFA	-1.57
WCDMA/ LTE	2	1850	1910				-2.81
LTE	3	1710	1785				-1.99
WCDMA/ LTE	4	1710	1755				-1.99
WCDMA/ LTE	5	824	849				-2.78
LTE	7	2500	2570				-2.28
WCDMA/ LTE	8	880	915				-3.42
LTE	12	699	716				-4.36
LTE	13	777	787				-2.55
LTE	14	788	798				-2.08
LTE	17	704	716				-4.36
LTE	18	815	830				-2.8
LTE	19	830	845				-2.78
LTE	20	832	862				-2.78
LTE	25	1850	1915				-2.81
LTE	26	814	849				-2.64
LTE	28	703	748				-4.36
LTE	30	2305	2315				-1.15
LTE	34	2010	2025				-3.15
LTE	38	2570	2620				-2.8
LTE	39	1880	1920				-4.26
LTE	40	2300	2400				-1.15
LTE	41	2496	2690				-2.2
LTE	42	3400	3600				-1.88
LTE	43	3600	3800				-2.59
LTE	48	3550	3700				-1.88
LTE	66	1710	1780	-1.99			
LTE	71	663	698	-4.64			

- Antenna Peak Gain required being test in system basis.

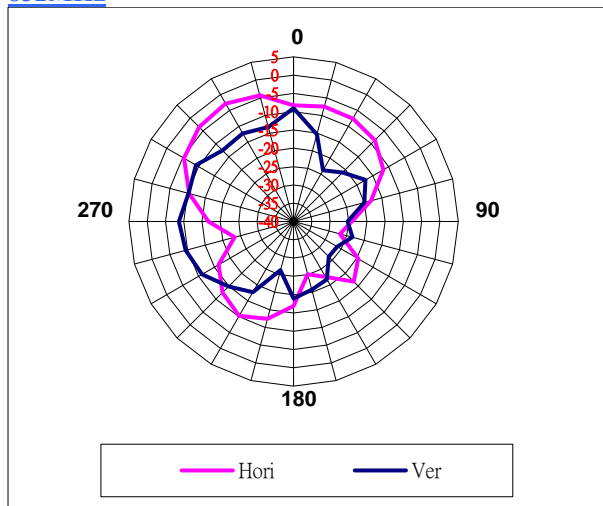
The listed frequency 2D radiation pattern is required

● Ant5:
814MHz



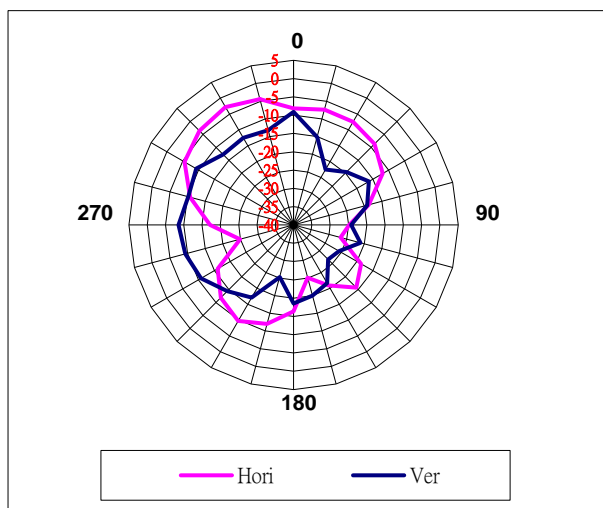
Center Frequency	814MHz
Horizontal (dBi) peak	-2.64
Vertical (dBi) peak	-8.76

832MHz



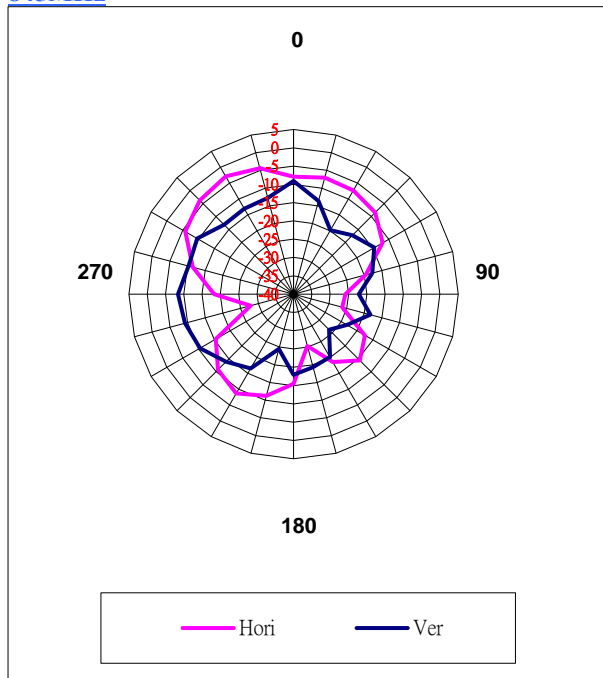
Center Frequency	832MHz
Horizontal (dBi) peak	-2.78
Vertical (dBi) peak	-8.66

837MHz



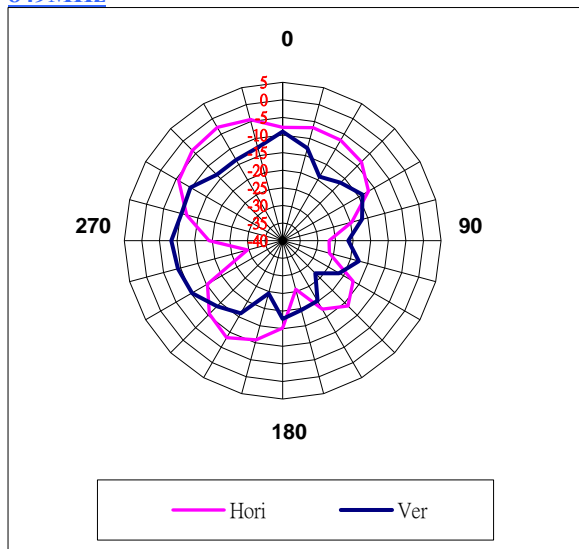
Center Frequency	837MHz
Horizontal (dBi) peak	-2.79
Vertical (dBi) peak	-8.55

845MHz



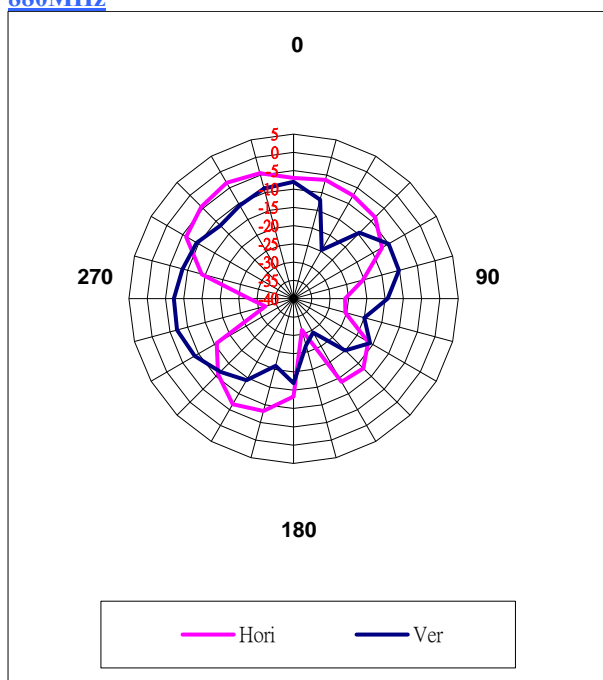
Center Frequency	845MHz
Horizontal (dBi) peak	-2.82
Vertical (dBi) peak	-8.41

849MHz



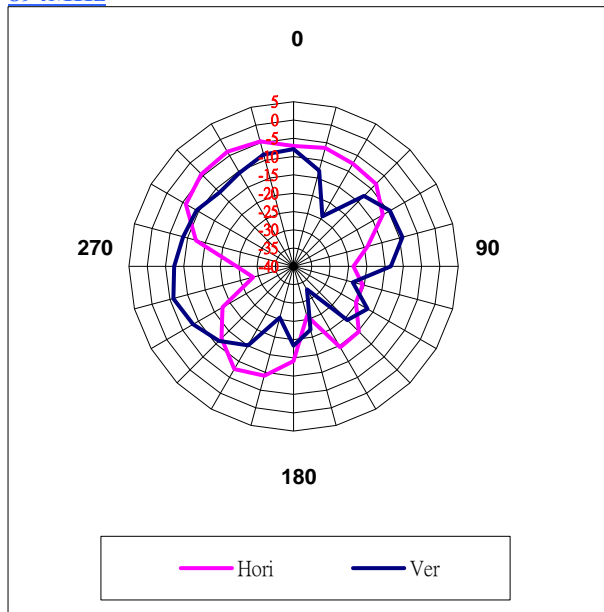
Center Frequency	849MHz
Horizontal (dBi) peak	-2.87
Vertical (dBi) peak	-8.35

880MHz



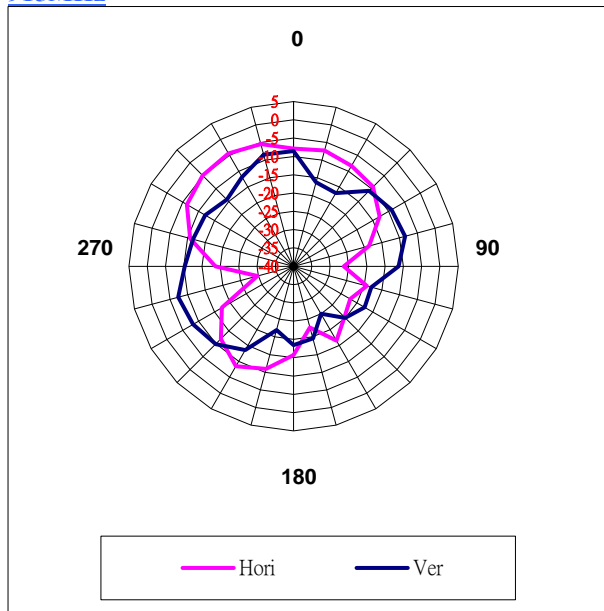
Center Frequency	880MHz
Horizontal (dBi) peak	-3.42
Vertical (dBi) peak	-6.98

894MHz



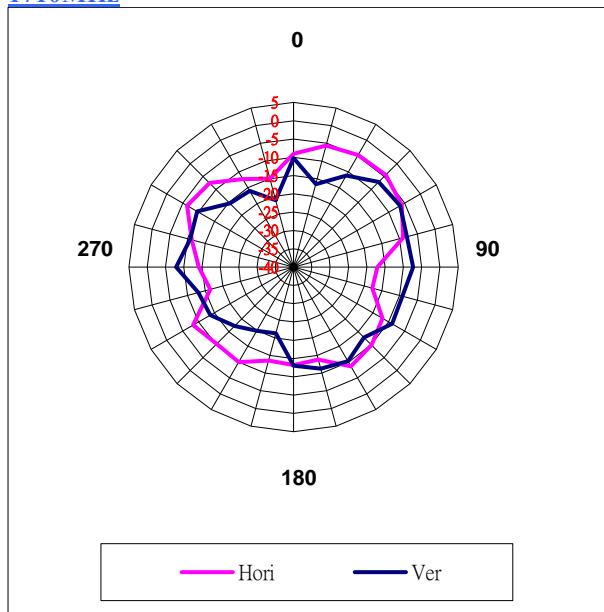
Center Frequency	894MHz
Horizontal (dBi) peak	-3.82
Vertical (dBi) peak	-5.99

915MHz



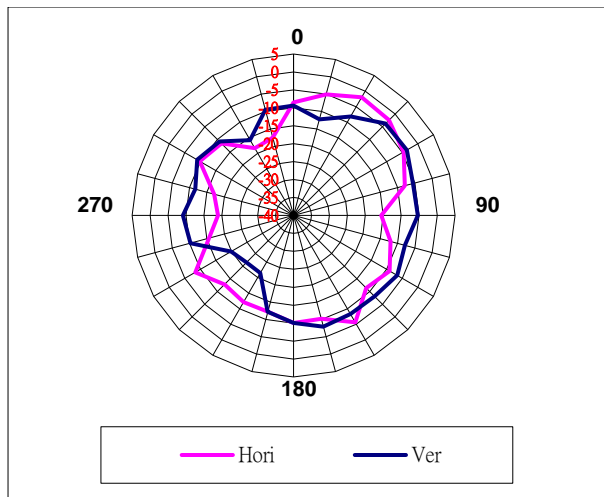
Center Frequency	915MHz
Horizontal (dBi) peak	-4.43
Vertical (dBi) peak	-7.36

1710MHz



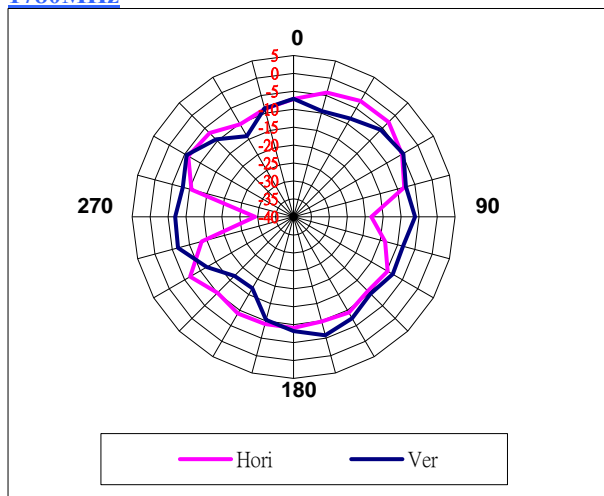
Center Frequency	1710MHz
Horizontal (dBi) peak	-4.40
Vertical (dBi) peak	-6.42

1750MHz



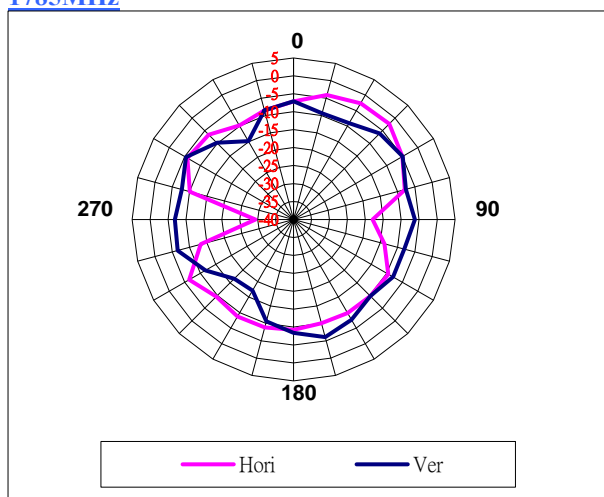
Center Frequency	1750MHz
Horizontal (dBi) peak	-1.99
Vertical (dBi) peak	-3.50

1780MHz



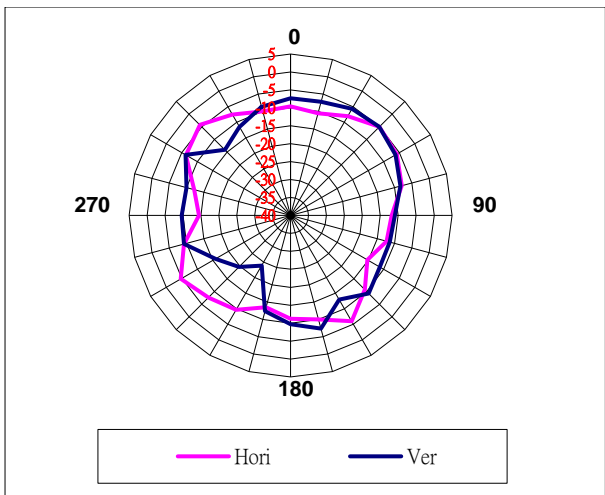
Center Frequency	1780MHz
Horizontal (dBi) peak	-2.59
Vertical (dBi) peak	-4.71

1785MHz



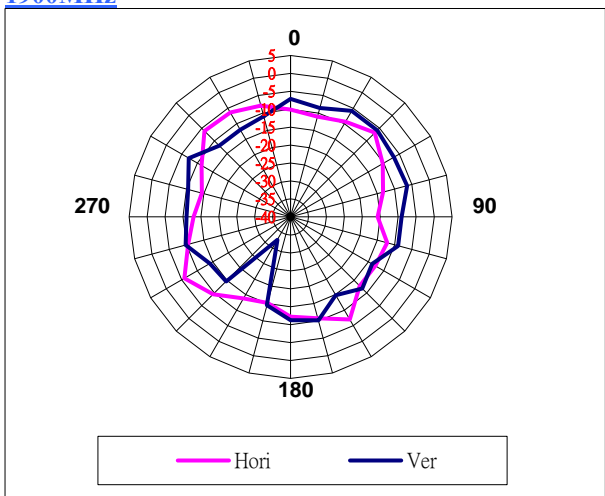
Center Frequency	1785MHz
Horizontal (dBi) peak	-2.35
Vertical (dBi) peak	-4.90

1880MHz



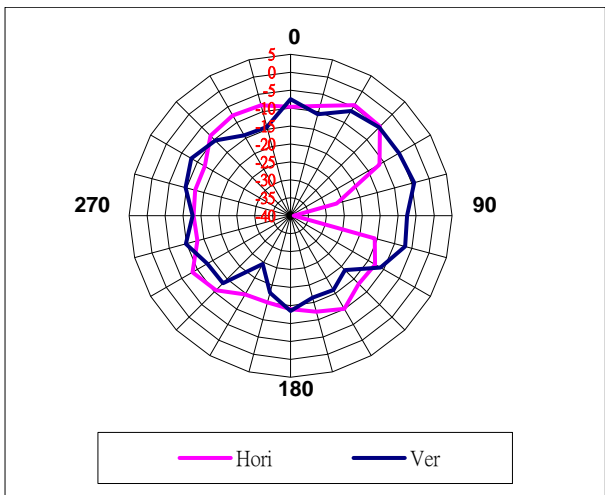
Center Frequency	1880MHz
Horizontal (dBi) peak	-4.26
Vertical (dBi) peak	-5.01

1900MHz



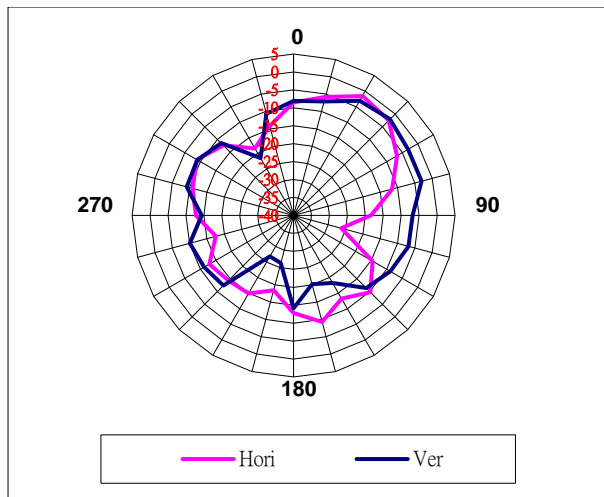
Center Frequency	1900MHz
Horizontal (dBi) peak	-5.82
Vertical (dBi) peak	-5.82

1920MHz



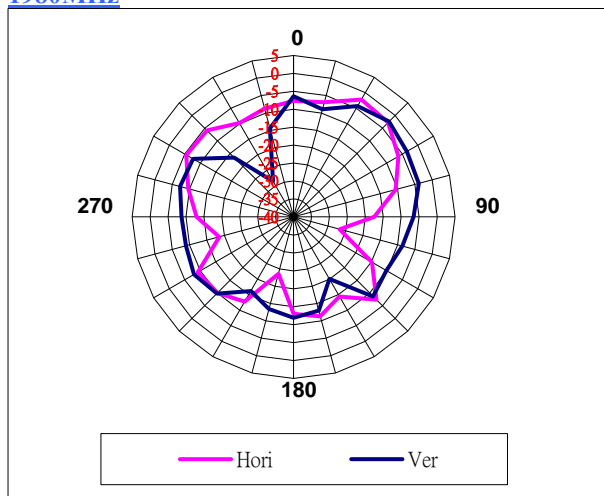
Center Frequency	1920MHz
Horizontal (dBi) peak	-4.40
Vertical (dBi) peak	-4.33

1950MHz



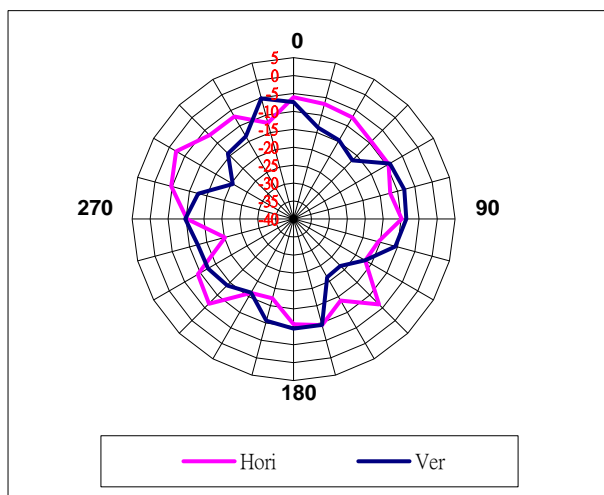
Center Frequency	1950MHz
Horizontal (dBi) peak	-1.57
Vertical (dBi) peak	-2.02

1980MHz



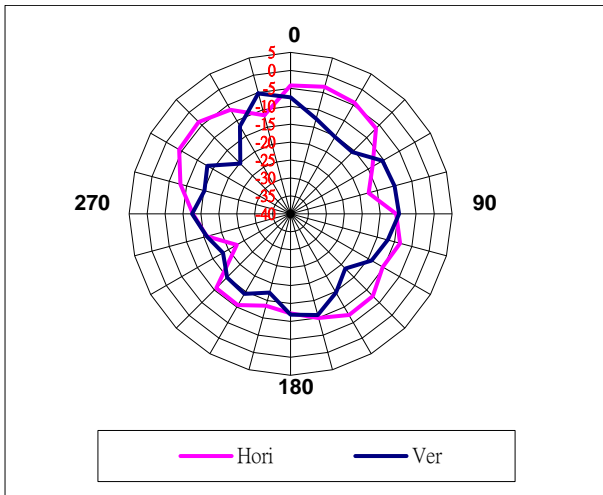
Center Frequency	1980MHz
Horizontal (dBi) peak	-2.23
Vertical (dBi) peak	-2.39

2496MHz



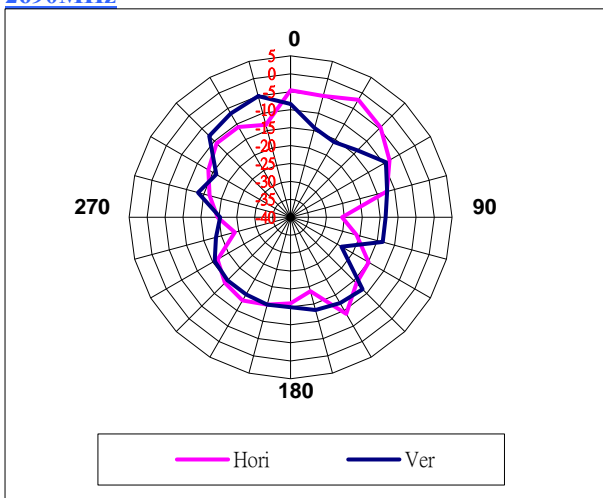
Center Frequency	2496MHz
Horizontal (dBi) peak	-2.20
Vertical (dBi) peak	-5.20

2595MHz



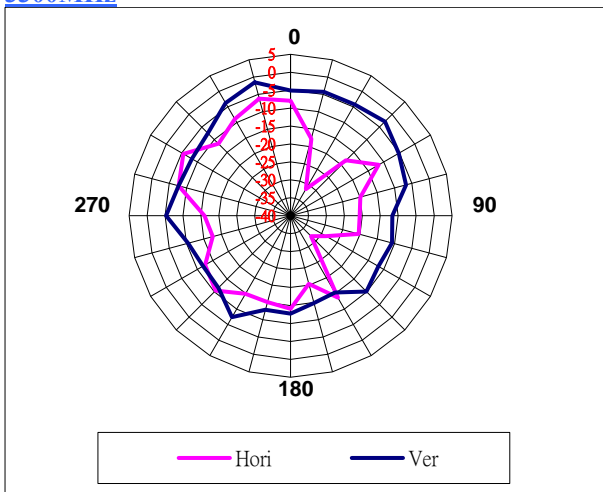
Center Frequency	2595MHz
Horizontal (dBi) peak	-3.38
Vertical (dBi) peak	-5.27

2690MHz



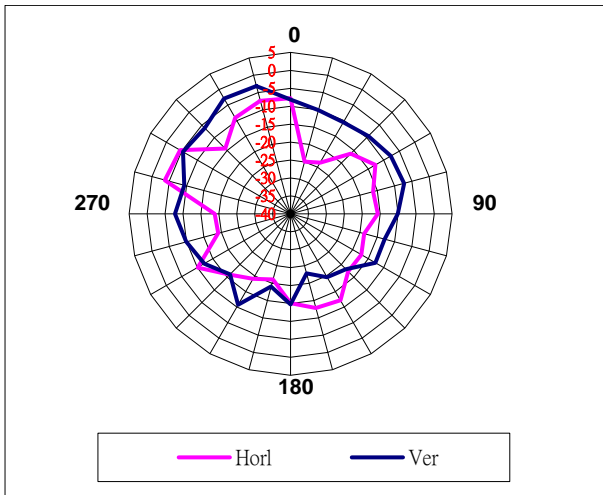
Center Frequency	2690MHz
Horizontal (dBi) peak	-2.20
Vertical (dBi) peak	-5.04

3300MHz



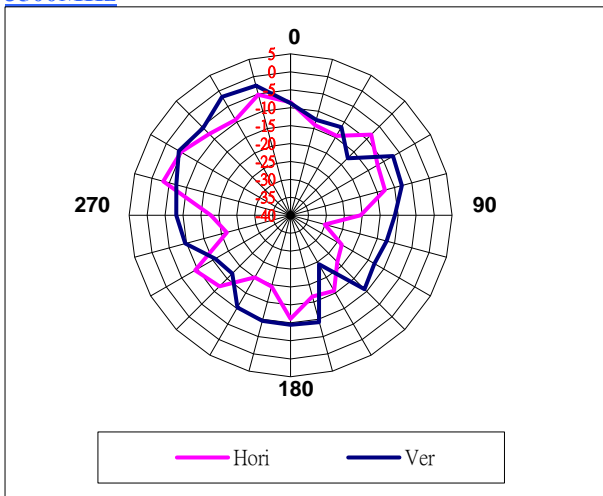
Center Frequency	3300MHz
Horizontal (dBi) peak	-5.43
Vertical (dBi) peak	-1.50

3400MHz



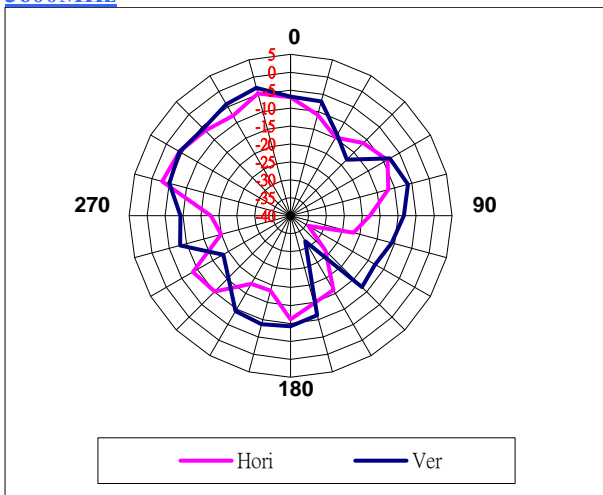
Center Frequency	3400MHz
Horizontal (dBi) peak	-3.70
Vertical (dBi) peak	-2.93

3500MHz



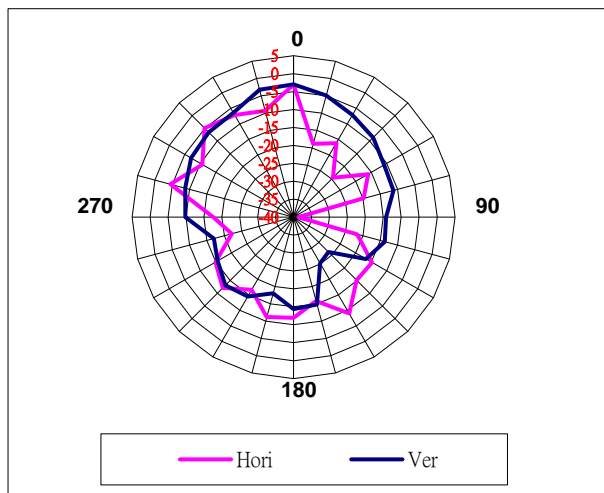
Center Frequency	3500MHz
Horizontal (dBi) peak	-3.26
Vertical (dBi) peak	-1.88

3600MHz



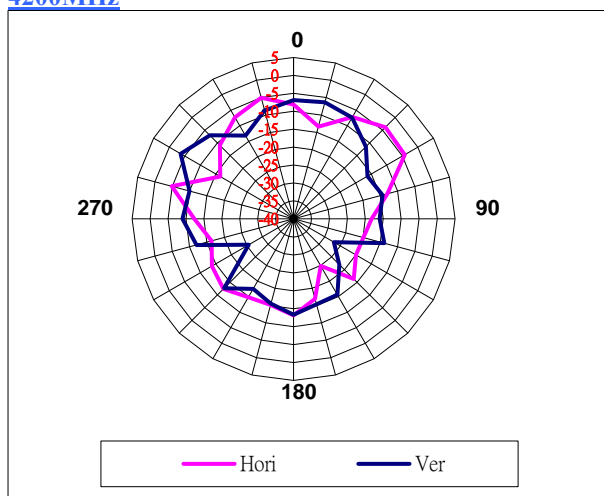
Center Frequency	3600MHz
Horizontal (dBi) peak	-2.95
Vertical (dBi) peak	-3.10

3750MHz



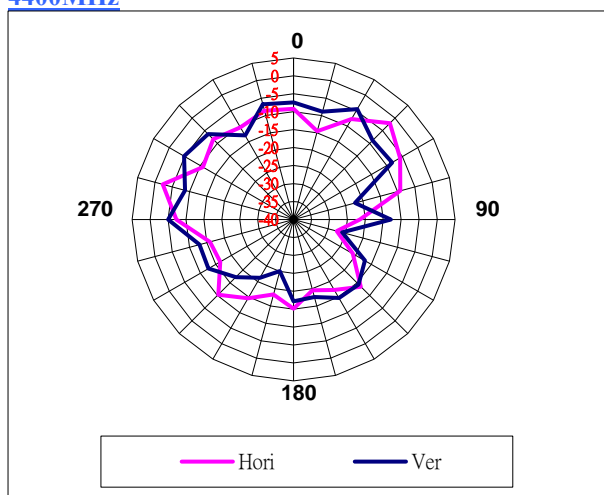
Center Frequency	3750MHz
Horizontal (dBi) peak	-3.05
Vertical (dBi) peak	-2.99

4200MHz



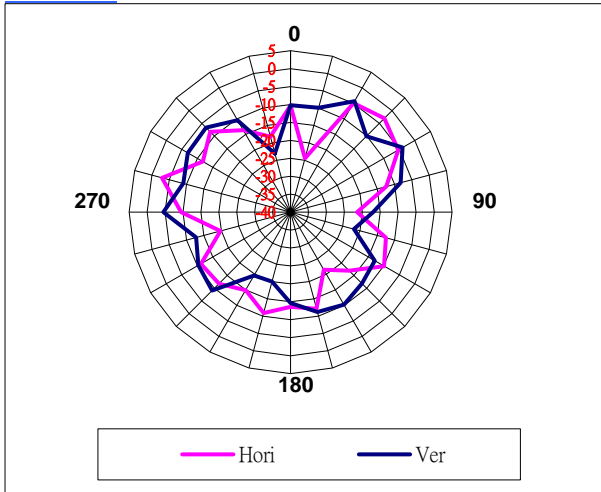
Center Frequency	4200MHz
Horizontal (dBi) peak	-3.82
Vertical (dBi) peak	-3.64

4400MHz



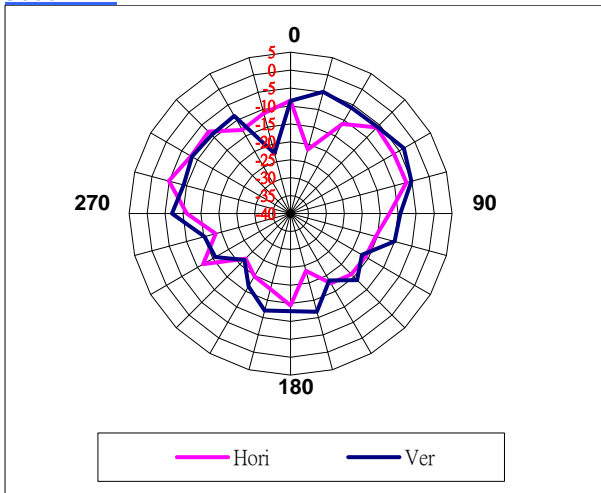
Center Frequency	4400MHz
Horizontal (dBi) peak	-2.03
Vertical (dBi) peak	-4.55

4800MHz



Center Frequency	4800MHz
Horizontal (dBi) peak	-2.91
Vertical (dBi) peak	-3.98

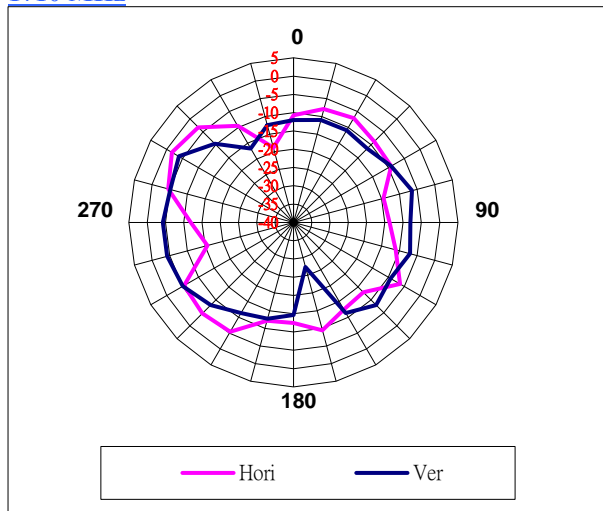
5000MHz



Center Frequency	5000MHz
Horizontal (dBi) peak	-4.88
Vertical (dBi) peak	-3.52

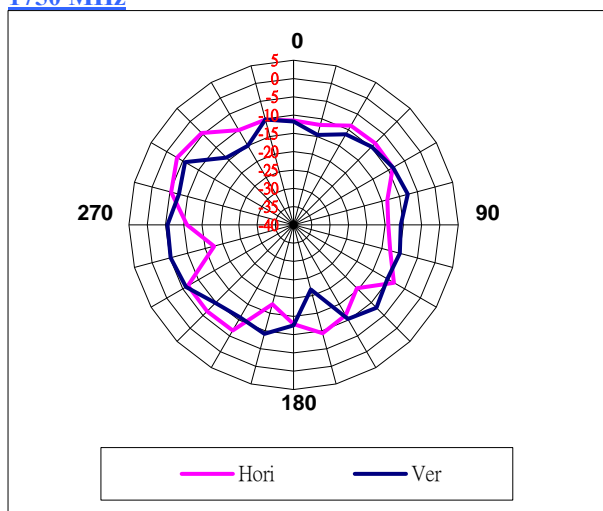
● **Ant8:**

1710 MHz



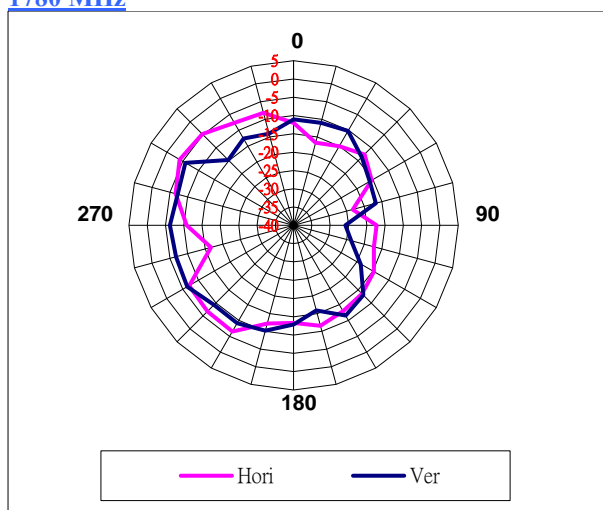
Center Frequency	1710MHz
Horizontal (dBi) peak	-1.66
Vertical (dBi) peak	-3.85

1750 MHz



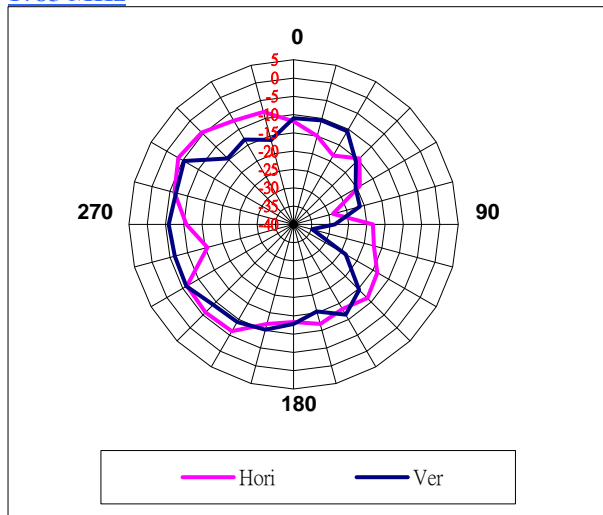
Center Frequency	1750MHz
Horizontal (dBi) peak	-3.26
Vertical (dBi) peak	-5.17

1780 MHz



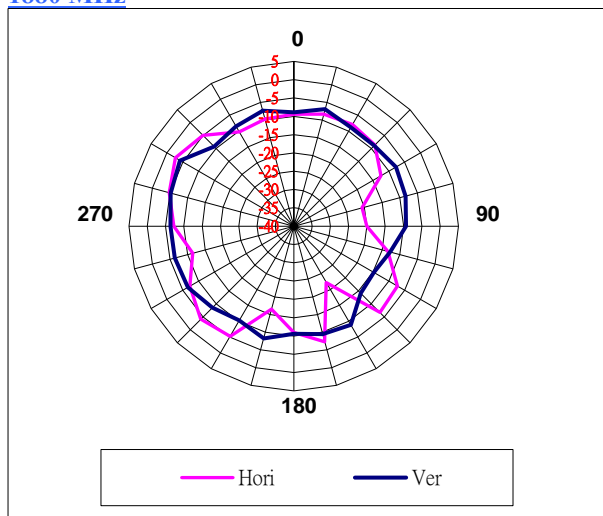
Center Frequency	1780MHz
Horizontal (dBi) peak	-4.06
Vertical (dBi) peak	-5.87

1785 MHz



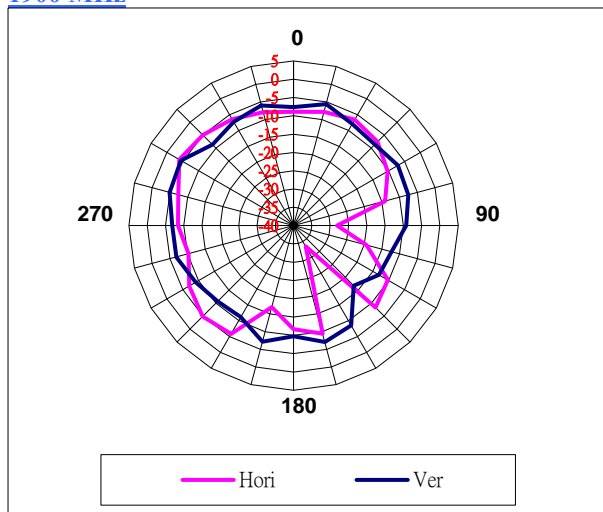
Center Frequency	1785MHz
Horizontal (dBi) peak	-3.67
Vertical (dBi) peak	-5.45

1880 MHz



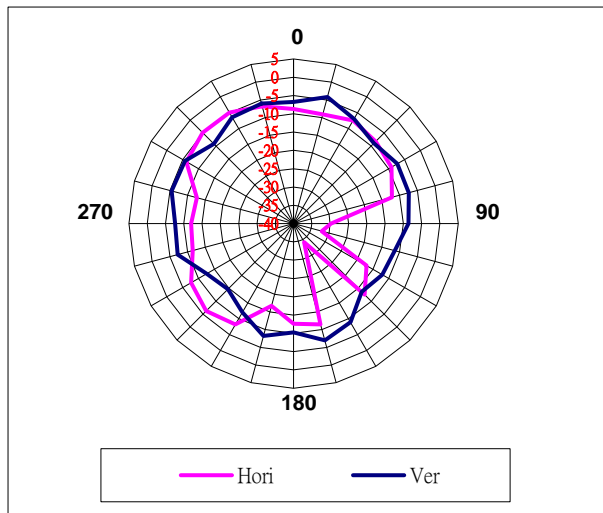
Center Frequency	1880MHz
Horizontal (dBi) peak	-2.68
Vertical (dBi) peak	-4.15

1900 MHz



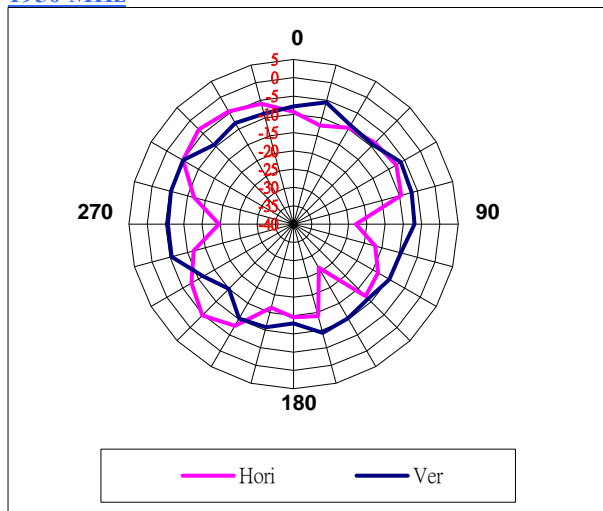
Center Frequency	1900MHz
Horizontal (dBi) peak	-3.94
Vertical (dBi) peak	-4.45

1920 MHz



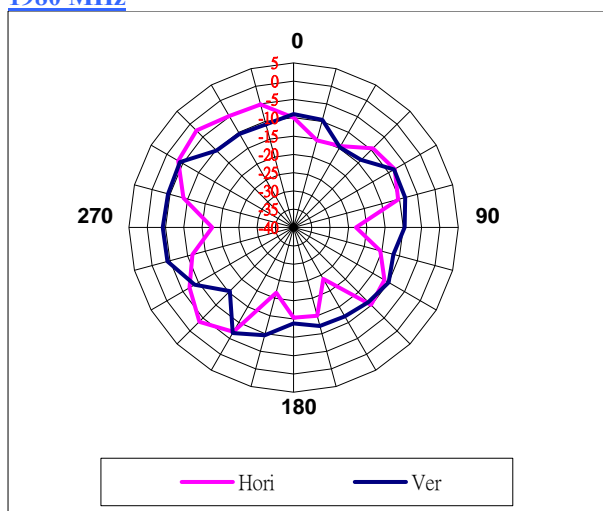
Center Frequency	1920MHz
Horizontal (dBi) peak	-4.87
Vertical (dBi) peak	-4.18

1950 MHz



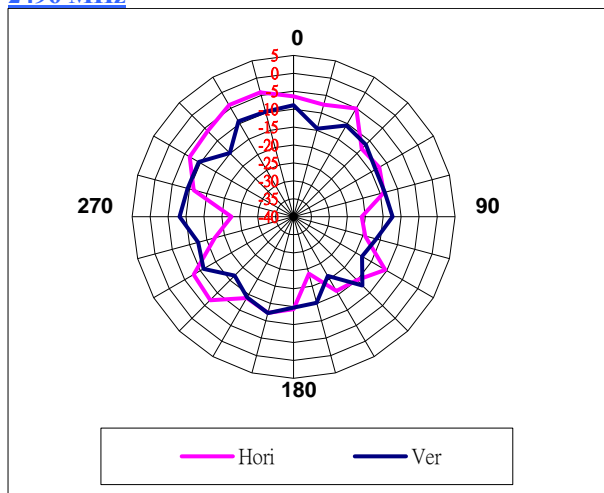
Center Frequency	1950MHz
Horizontal (dBi) peak	-3.38
Vertical (dBi) peak	-5.12

1980 MHz



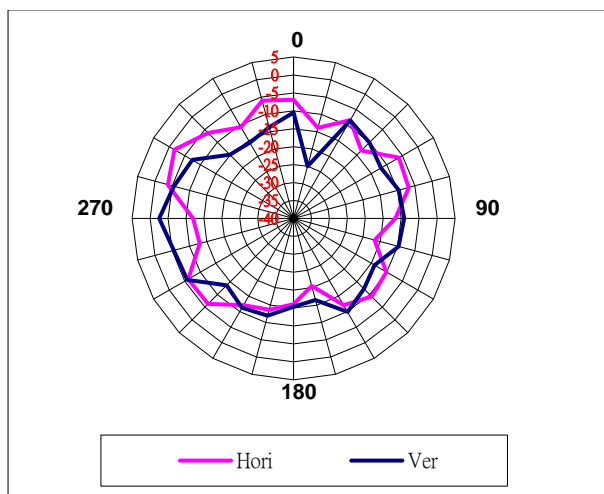
Center Frequency	1980MHz
Horizontal (dBi) peak	-2.47
Vertical (dBi) peak	-4.16

2496 MHz



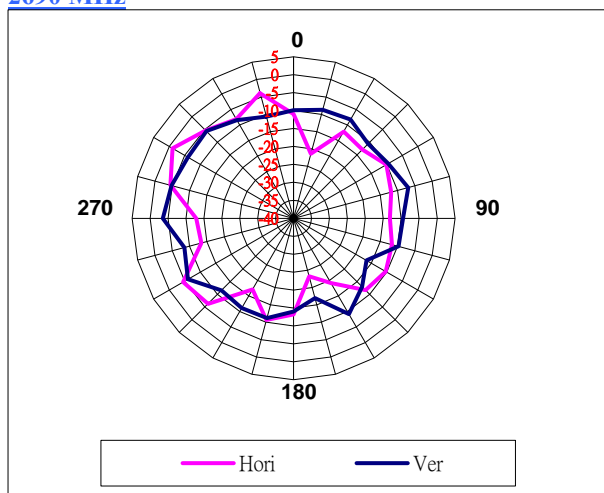
Center Frequency	2496MHz
Horizontal (dBi) peak	-4.03
Vertical (dBi) peak	-8.22

2595 MHz



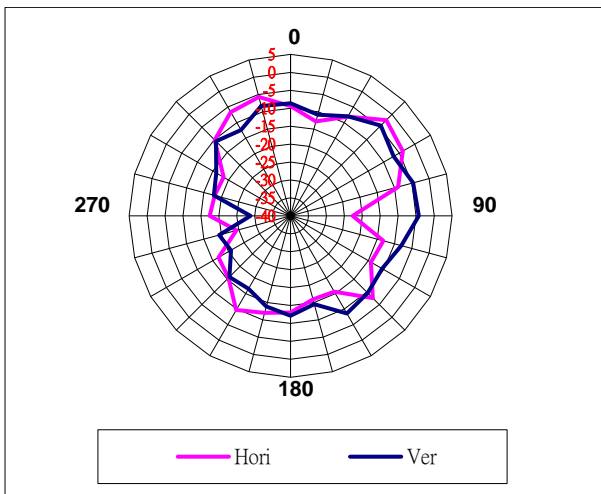
Center Frequency	2595MHz
Horizontal (dBi) peak	-1.65
Vertical (dBi) peak	-2.55

2690 MHz



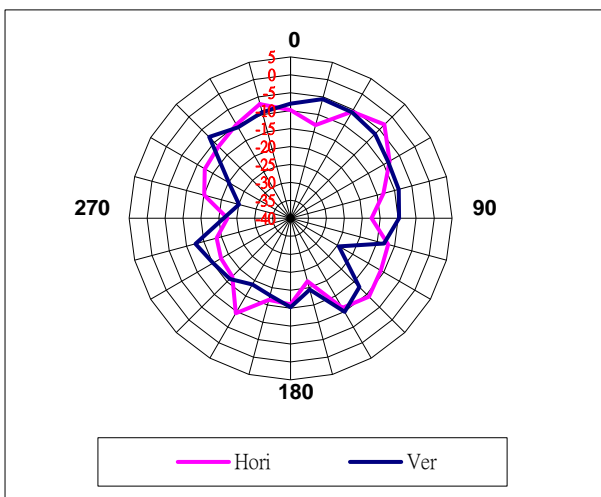
Center Frequency	2690MHz
Horizontal (dBi) peak	-1.00
Vertical (dBi) peak	-3.56

3300 MHz



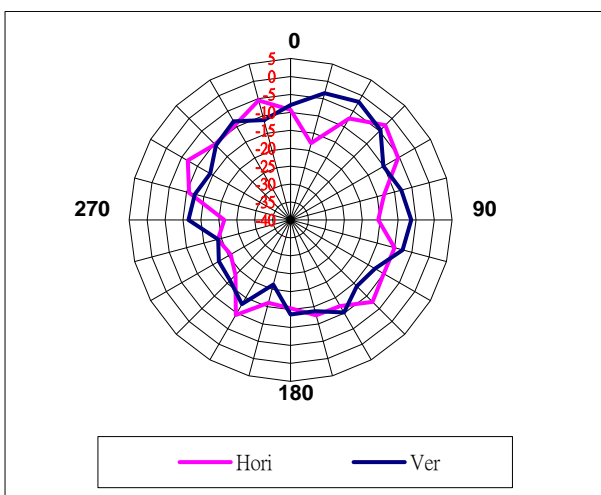
Center Frequency	3300MHz
Horizontal (dBi) peak	-2.28
Vertical (dBi) peak	-4.27

3400 MHz



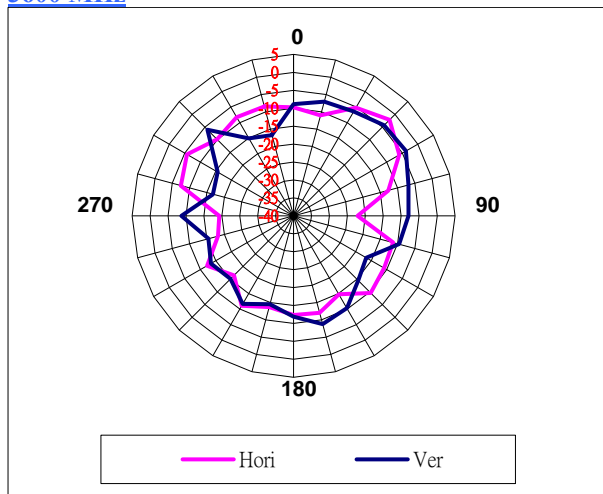
Center Frequency	3400MHz
Horizontal (dBi) peak	-3.01
Vertical (dBi) peak	-5.59

3500 MHz



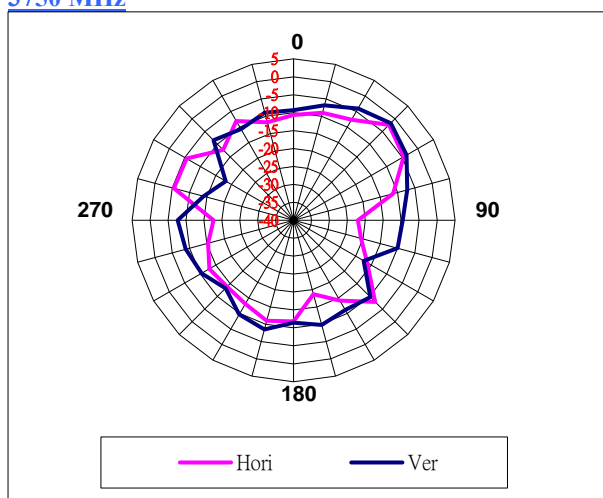
Center Frequency	3500MHz
Horizontal (dBi) peak	-2.66
Vertical (dBi) peak	-1.95

3600 MHz



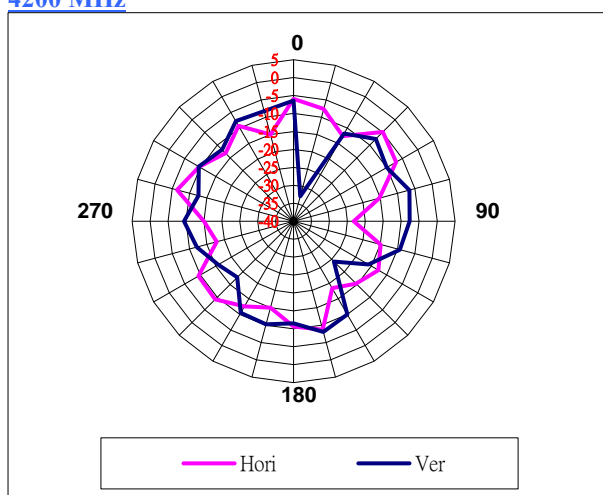
Center Frequency	3600MHz
Horizontal (dBi) peak	-2.15
Vertical (dBi) peak	-3.86

3750 MHz



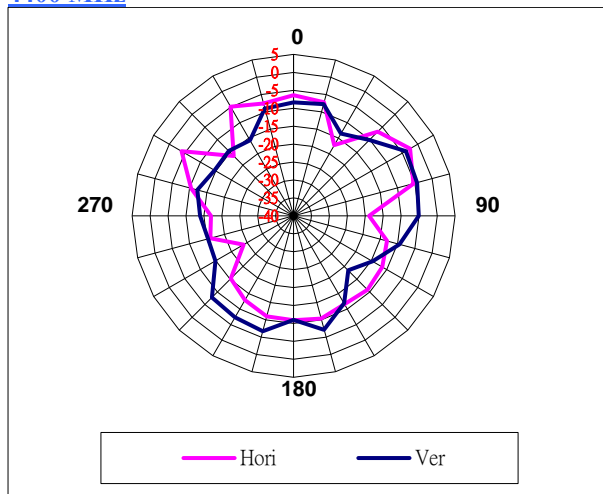
Center Frequency	3750MHz
Horizontal (dBi) peak	-2.45
Vertical (dBi) peak	-1.71

4200 MHz



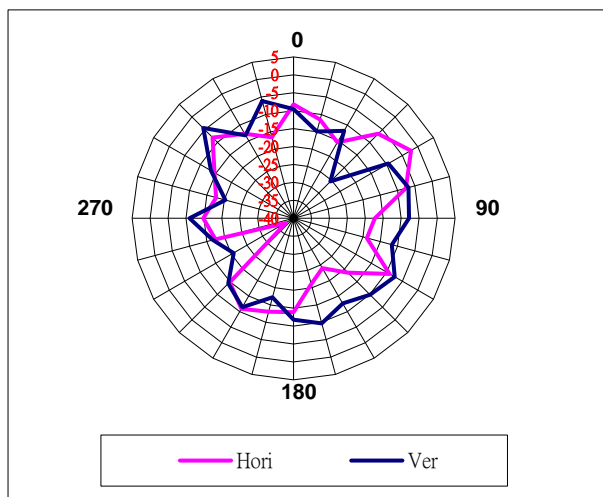
Center Frequency	4200MHz
Horizontal (dBi) peak	-4.85
Vertical (dBi) peak	-6.39

4400 MHz



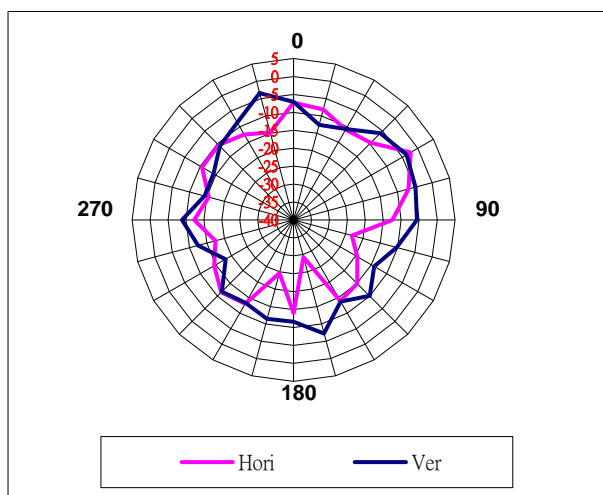
Center Frequency	4400MHz
Horizontal (dBi) peak	-2.53
Vertical (dBi) peak	-3.90

4800 MHz



Center Frequency	4800MHz
Horizontal (dBi) peak	-2.21
Vertical (dBi) peak	-4.36

5000 MHz



Center Frequency	5000MHz
Horizontal (dBi) peak	-2.34
Vertical (dBi) peak	-3.42

Section 8. Local representative contact information

Local representative contact information is required for regulatory support for target countries below.

	Local company name	Contact name	Phone number	FAX Number	e-Mail Address	Notes
Argentina						
Azerbaijan						
Cambodia						
Indonesia						
Israel						
Malaysia						
Philippines						
Singapore						Telecommunication Equipment Dealer License Required
South Africa						
USA, Canada						
Vietnam						