



# Appendix B

## E-UTRA BAND 14



## CONTENT

1.	EFFECTIVE (ISOTROPIC) RADIATED POWER .....	3
1.1.	<i>Test Result</i> .....	3
2.	PEAK-TO-AVERAGE RATIO(CCDF) .....	6
2.1.	<i>Test Result</i> .....	6
2.2.	<i>Test Plots</i> .....	6
3.	MODULATION CHARACTERISTICS .....	8
3.1.	<i>Test BAND = LTE BAND14</i> .....	8
3.1.1.	<i>Test Mode = LTE /TM1 10MHz</i> .....	8
3.1.1.1.	<i>Test Channel = MCH</i> .....	8
3.1.2.	<i>Test Mode = LTE /TM2 10MHz</i> .....	9
3.1.2.1.	<i>Test Channel = MCH</i> .....	9
3.1.1.	<i>Test Mode = LTE /TM3 10MHz</i> .....	10
3.1.1.1.	<i>Test Channel = MCH</i> .....	10
4.	26dB BANDWIDTH AND OCCUPIED BANDWIDTH.....	11
4.1.	<i>Test Result</i> .....	11
4.2.	<i>Test Plots</i> .....	11
5.	EMISSION MASK .....	16
5.1.	<i>Test Plots</i> .....	16
6.	BAND EDGE COMPLIANCE .....	24
6.1.	<i>Test Plots</i> .....	24
7.	SPURIOUS EMISSION AT ANTENNA TERMINAL .....	33
7.1.	TEST PLOTS.....	33
8.	FIELD STRENGTH OF SPURIOUS RADIATION .....	35
8.1.	<i>Test BAND = LTE BAND 14</i> .....	35
8.1.1.	<i>Test Mode =LTE/TM1 10MHz</i> .....	35
8.1.1.1.	<i>Test Channel = MCH</i> .....	35
9.	FREQUENCY STABILITY .....	36
9.1.	<i>Frequency Vs Voltage</i> .....	36
9.2.	<i>Frequency Vs Temperature</i> .....	36



## 1. Effective (Isotropic) Radiated Power

### 1.1. Test Result

BAND	Bandwidth	Modulation	Channel	RB Configuration	Result (dBm)	ERP (dBm)	Limit (dBm)	Verdict
BAND14	5MHz	QPSK	23305	1RB#0	23.86	23.71	34.77	PASS
BAND14	5MHz	QPSK	23305	1RB#12	23.78	23.63	34.77	PASS
BAND14	5MHz	QPSK	23305	1RB#24	23.66	23.51	34.77	PASS
BAND14	5MHz	QPSK	23305	12RB#0	22.95	22.80	34.77	PASS
BAND14	5MHz	QPSK	23305	12RB#13	22.89	22.74	34.77	PASS
BAND14	5MHz	QPSK	23305	12RB#6	22.91	22.76	34.77	PASS
BAND14	5MHz	QPSK	23305	25RB#0	22.97	22.82	34.77	PASS
BAND14	5MHz	QPSK	23330	1RB#0	23.88	23.73	34.77	PASS
BAND14	5MHz	QPSK	23330	1RB#12	23.76	23.61	34.77	PASS
BAND14	5MHz	QPSK	23330	1RB#24	23.68	23.53	34.77	PASS
BAND14	5MHz	QPSK	23330	12RB#0	22.89	22.74	34.77	PASS
BAND14	5MHz	QPSK	23330	12RB#13	22.97	22.82	34.77	PASS
BAND14	5MHz	QPSK	23330	12RB#6	22.96	22.81	34.77	PASS
BAND14	5MHz	QPSK	23330	25RB#0	22.98	22.83	34.77	PASS
BAND14	5MHz	QPSK	23355	1RB#0	23.89	23.74	34.77	PASS
BAND14	5MHz	QPSK	23355	1RB#12	23.78	23.63	34.77	PASS
BAND14	5MHz	QPSK	23355	1RB#24	23.79	23.64	34.77	PASS
BAND14	5MHz	QPSK	23355	12RB#0	22.97	22.82	34.77	PASS
BAND14	5MHz	QPSK	23355	12RB#13	22.96	22.81	34.77	PASS
BAND14	5MHz	QPSK	23355	12RB#6	22.98	22.83	34.77	PASS
BAND14	5MHz	QPSK	23355	25RB#0	22.89	22.74	34.77	PASS
BAND14	5MHz	16QAM	23305	1RB#0	22.88	22.73	34.77	PASS
BAND14	5MHz	16QAM	23305	1RB#12	22.85	22.70	34.77	PASS
BAND14	5MHz	16QAM	23305	1RB#24	22.76	22.61	34.77	PASS
BAND14	5MHz	16QAM	23305	12RB#0	21.77	21.62	34.77	PASS
BAND14	5MHz	16QAM	23305	12RB#13	21.86	21.71	34.77	PASS
BAND14	5MHz	16QAM	23305	12RB#6	21.74	21.59	34.77	PASS
BAND14	5MHz	16QAM	23305	25RB#0	21.95	21.80	34.77	PASS
BAND14	5MHz	16QAM	23330	1RB#0	22.77	22.62	34.77	PASS
BAND14	5MHz	16QAM	23330	1RB#12	22.56	22.41	34.77	PASS
BAND14	5MHz	16QAM	23330	1RB#24	22.56	22.41	34.77	PASS
BAND14	5MHz	16QAM	23330	12RB#0	21.86	21.71	34.77	PASS
BAND14	5MHz	16QAM	23330	12RB#13	21.76	21.61	34.77	PASS
BAND14	5MHz	16QAM	23330	12RB#6	21.79	21.64	34.77	PASS



**SGS-CSTC Standards Technical Services Co., Ltd.**  
**Shenzhen Branch**

Report No.: SZEM180500437001

Page: 4 of 36

BAND14	5MHz	16QAM	23330	25RB#0	21.86	21.71	34.77	PASS
BAND14	5MHz	16QAM	23355	1RB#0	22.74	22.59	34.77	PASS
BAND14	5MHz	16QAM	23355	1RB#12	22.62	22.47	34.77	PASS
BAND14	5MHz	16QAM	23355	1RB#24	22.72	22.57	34.77	PASS
BAND14	5MHz	16QAM	23355	12RB#0	21.87	21.72	34.77	PASS
BAND14	5MHz	16QAM	23355	12RB#13	21.80	21.65	34.77	PASS
BAND14	5MHz	16QAM	23355	12RB#6	21.88	21.73	34.77	PASS
BAND14	5MHz	16QAM	23355	25RB#0	21.86	21.71	34.77	PASS
BAND14	5MHz	64QAM	23305	1RB#0	21.75	21.60	34.77	PASS
BAND14	5MHz	64QAM	23305	1RB#12	21.51	21.36	34.77	PASS
BAND14	5MHz	64QAM	23305	1RB#24	21.57	21.42	34.77	PASS
BAND14	5MHz	64QAM	23305	12RB#0	20.89	20.74	34.77	PASS
BAND14	5MHz	64QAM	23305	12RB#13	20.81	20.66	34.77	PASS
BAND14	5MHz	64QAM	23305	12RB#6	20.66	20.51	34.77	PASS
BAND14	5MHz	64QAM	23305	25RB#0	20.77	20.62	34.77	PASS
BAND14	5MHz	64QAM	23330	1RB#0	21.78	21.63	34.77	PASS
BAND14	5MHz	64QAM	23330	1RB#12	21.62	21.47	34.77	PASS
BAND14	5MHz	64QAM	23330	1RB#24	21.39	21.24	34.77	PASS
BAND14	5MHz	64QAM	23330	12RB#0	20.97	20.82	34.77	PASS
BAND14	5MHz	64QAM	23330	12RB#13	20.79	20.64	34.77	PASS
BAND14	5MHz	64QAM	23330	12RB#6	20.89	20.74	34.77	PASS
BAND14	5MHz	64QAM	23330	25RB#0	20.95	20.80	34.77	PASS
BAND14	5MHz	64QAM	23355	1RB#0	21.64	21.49	34.77	PASS
BAND14	5MHz	64QAM	23355	1RB#12	21.48	21.33	34.77	PASS
BAND14	5MHz	64QAM	23355	1RB#24	21.66	21.51	34.77	PASS
BAND14	5MHz	64QAM	23355	12RB#0	20.65	20.50	34.77	PASS
BAND14	5MHz	64QAM	23355	12RB#13	20.92	20.77	34.77	PASS
BAND14	5MHz	64QAM	23355	12RB#6	20.81	20.66	34.77	PASS
BAND14	5MHz	64QAM	23355	25RB#0	20.95	20.80	34.77	PASS
BAND14	10MHz	QPSK	23330	1RB#0	23.77	23.62	34.77	PASS
BAND14	10MHz	QPSK	23330	1RB#24	23.68	23.53	34.77	PASS
BAND14	10MHz	QPSK	23330	1RB#49	23.58	23.43	34.77	PASS
BAND14	10MHz	QPSK	23330	25RB#0	22.89	22.74	34.77	PASS
BAND14	10MHz	QPSK	23330	25RB#12	22.91	22.76	34.77	PASS
BAND14	10MHz	QPSK	23330	25RB#25	22.97	22.82	34.77	PASS
BAND14	10MHz	QPSK	23330	50RB#0	22.93	22.78	34.77	PASS
BAND14	10MHz	16QAM	23330	1RB#0	22.68	22.53	34.77	PASS
BAND14	10MHz	16QAM	23330	1RB#24	22.59	22.44	34.77	PASS
BAND14	10MHz	16QAM	23330	1RB#49	22.62	22.47	34.77	PASS
BAND14	10MHz	16QAM	23330	25RB#0	21.89	21.74	34.77	PASS
BAND14	10MHz	16QAM	23330	25RB#12	21.78	21.63	34.77	PASS

This document is issued by the Company subject to its General Conditions of Service printed overleaf, available on request or accessible at <http://www.sgs.com/en/Terms-and-Conditions.aspx> and, for electronic format documents, subject to Terms and Conditions for Electronic Documents at <http://www.sgs.com/en/Terms-and-Conditions/Terms-e-Document.aspx>. Attention is drawn to the limitation of liability, indemnification and jurisdiction issues defined therein. Any holder of this document is advised that information contained hereon reflects the Company's findings at the time of its intervention only and within the limits of Client's instructions, if any. The Company's sole responsibility is to its Client and this document does not exonerate parties to a transaction from exercising all their rights and obligations under the transaction documents. This document cannot be reproduced except in full, without prior written approval of the Company. Any unauthorized alteration, forgery or falsification of the content or appearance of this document is unlawful and offenders may be prosecuted to the fullest extent of the law. Unless otherwise stated the results shown in this test report refer only to the sample(s) tested and such sample(s) are retained for 30 days only.



**SGS-CSTC Standards Technical Services Co., Ltd.**  
**Shenzhen Branch**

Report No.: SZEM180500437001

Page: 5 of 36

BAND14	10MHz	16QAM	23330	25RB#25	21.68	21.53	34.77	PASS
BAND14	10MHz	16QAM	23330	50RB#0	21.73	21.58	34.77	PASS
BAND14	10MHz	64QAM	23330	1RB#0	21.73	21.58	34.77	PASS
BAND14	10MHz	64QAM	23330	1RB#24	21.64	21.49	34.77	PASS
BAND14	10MHz	64QAM	23330	1RB#49	21.61	21.46	34.77	PASS
BAND14	10MHz	64QAM	23330	25RB#0	20.76	20.61	34.77	PASS
BAND14	10MHz	64QAM	23330	25RB#12	20.92	20.77	34.77	PASS
BAND14	10MHz	64QAM	23330	25RB#25	20.81	20.66	34.77	PASS
BAND14	10MHz	64QAM	23330	50RB#0	20.75	20.60	34.77	PASS

Note:

a: For getting the EIRP (Efficient Isotropic Radiated Power) in substitution method, the following formula should be taken to calculate it,

$$\text{ERP [dBm]} = \text{SGP [dBm]} - \text{Cable Loss [dB]} + \text{Gain [dBd]}$$

$$\text{EIRP [dBm]} = \text{SGP [dBm]} - \text{Cable Loss [dB]} + \text{Gain [dBi]}$$

b: SGP=Signal Generator Level

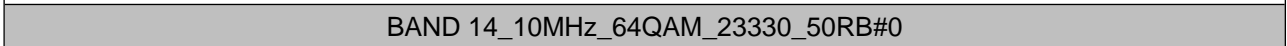
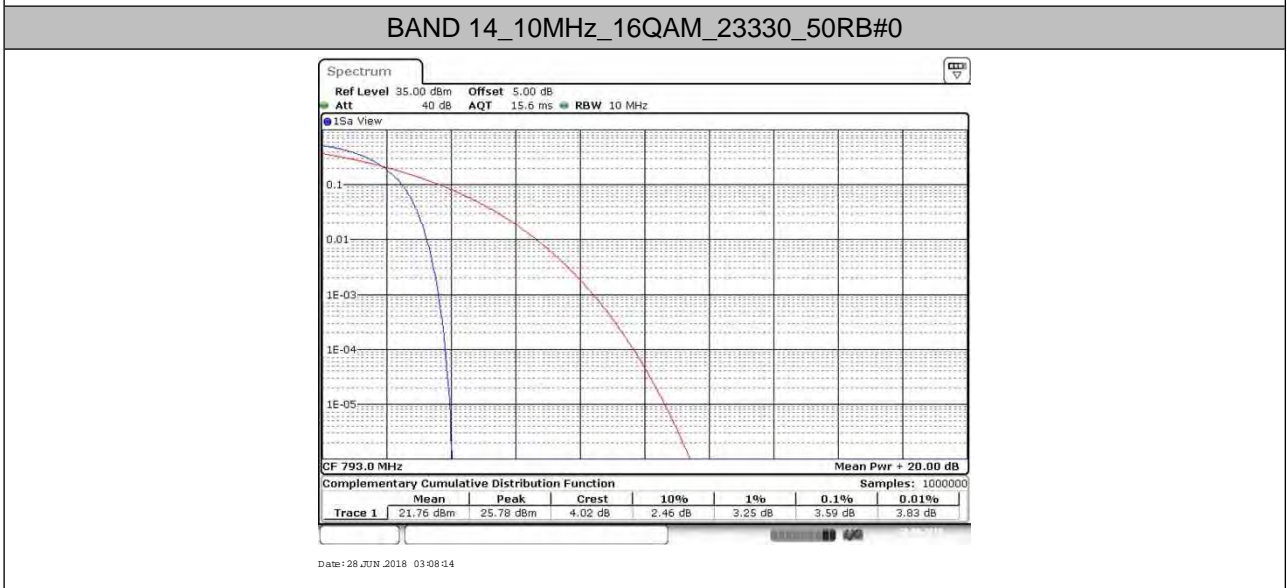
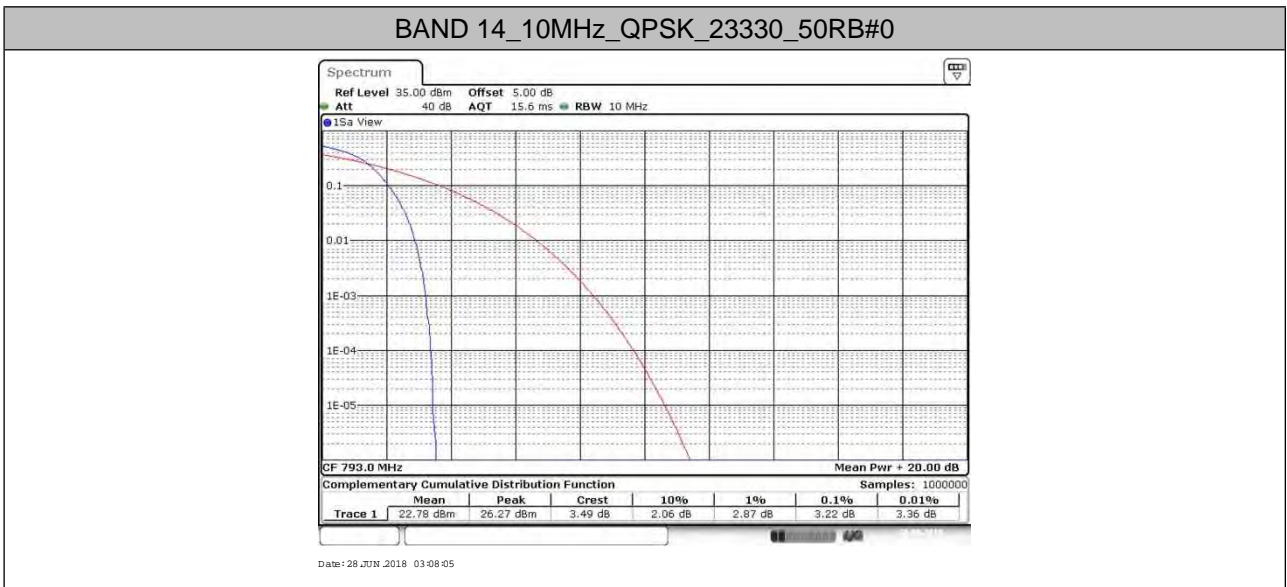


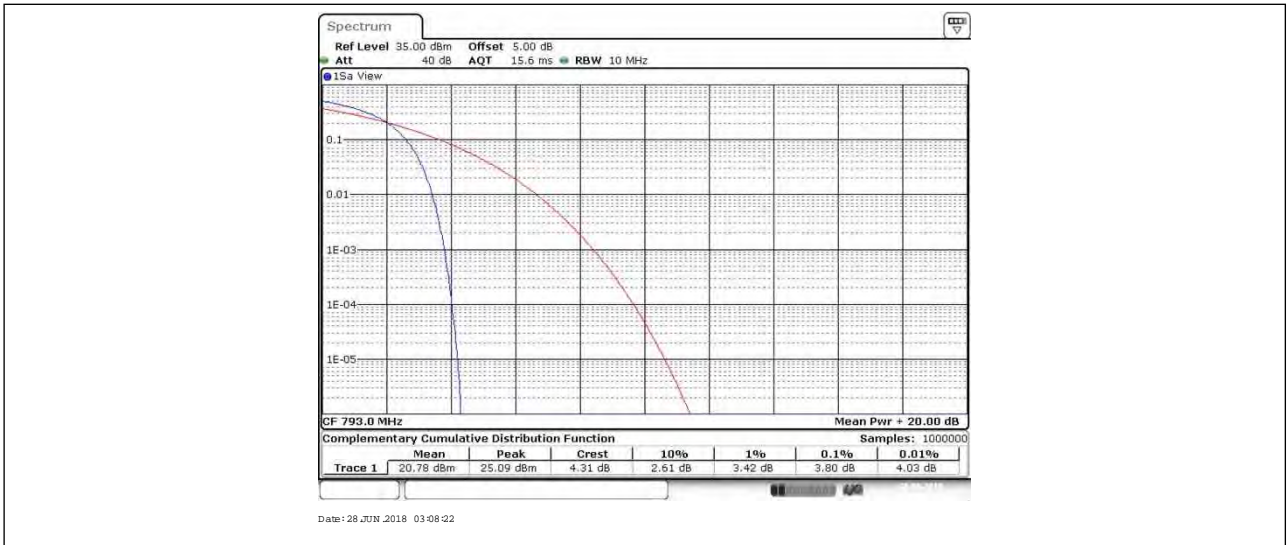
## 2. Peak-to-Average Ratio(CCDF)

### 2.1. Test Result

BAND	Bandwidth	Modulation	Channel	RB Configuration	Result(dB)	Limit(dB)	Verdict
BAND 14	10MHz	QPSK	23330	50RB#0	3.22	13	PASS
		16QAM	23330	50RB#0	3.59	13	PASS
		64QAM	23330	50RB#0	3.80	13	PASS

### 2.2. Test Plots



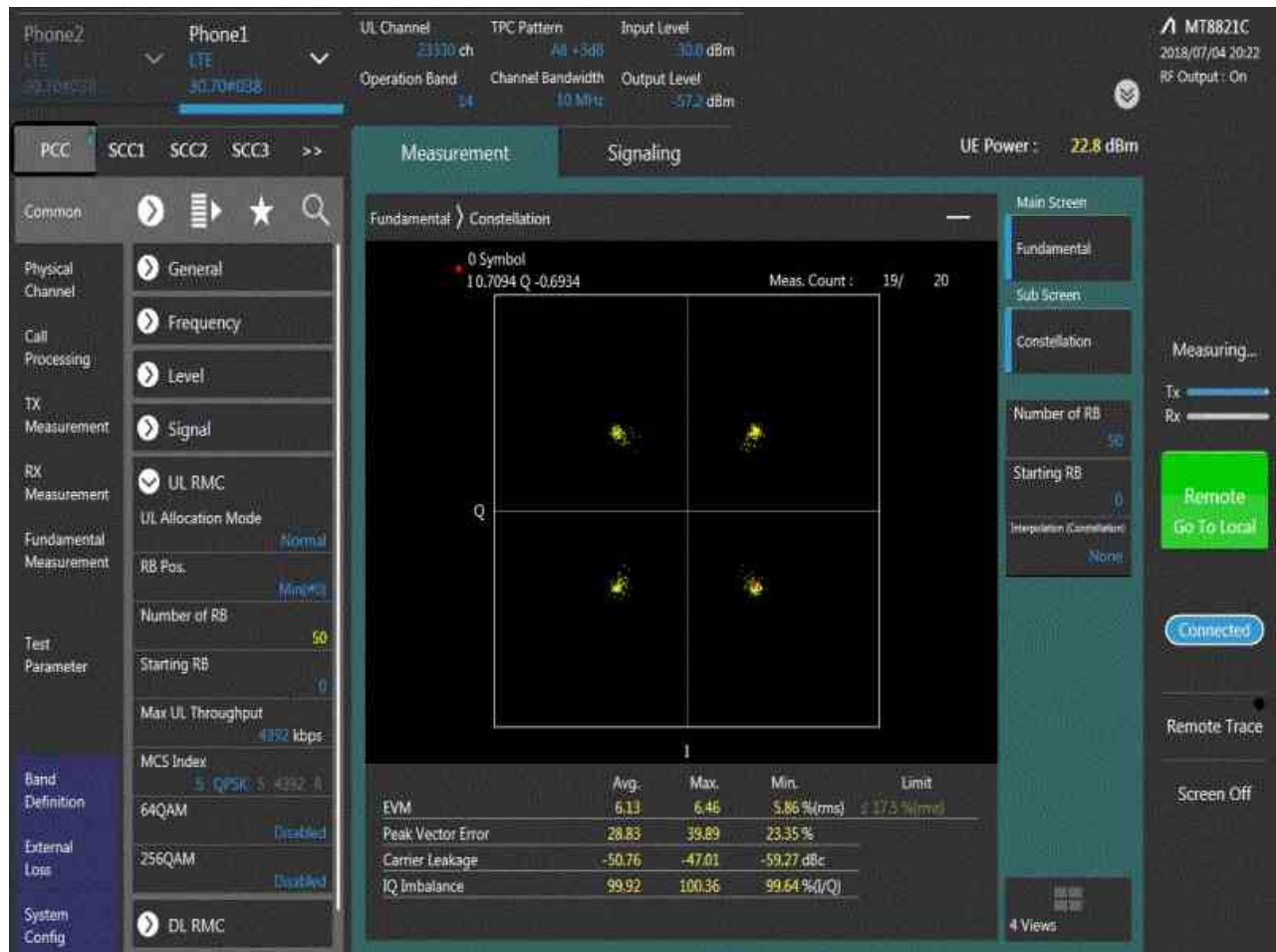


### 3. Modulation Characteristics

#### 3.1. Test BAND = LTE BAND14

##### 3.1.1. Test Mode = LTE /TM1 10MHz

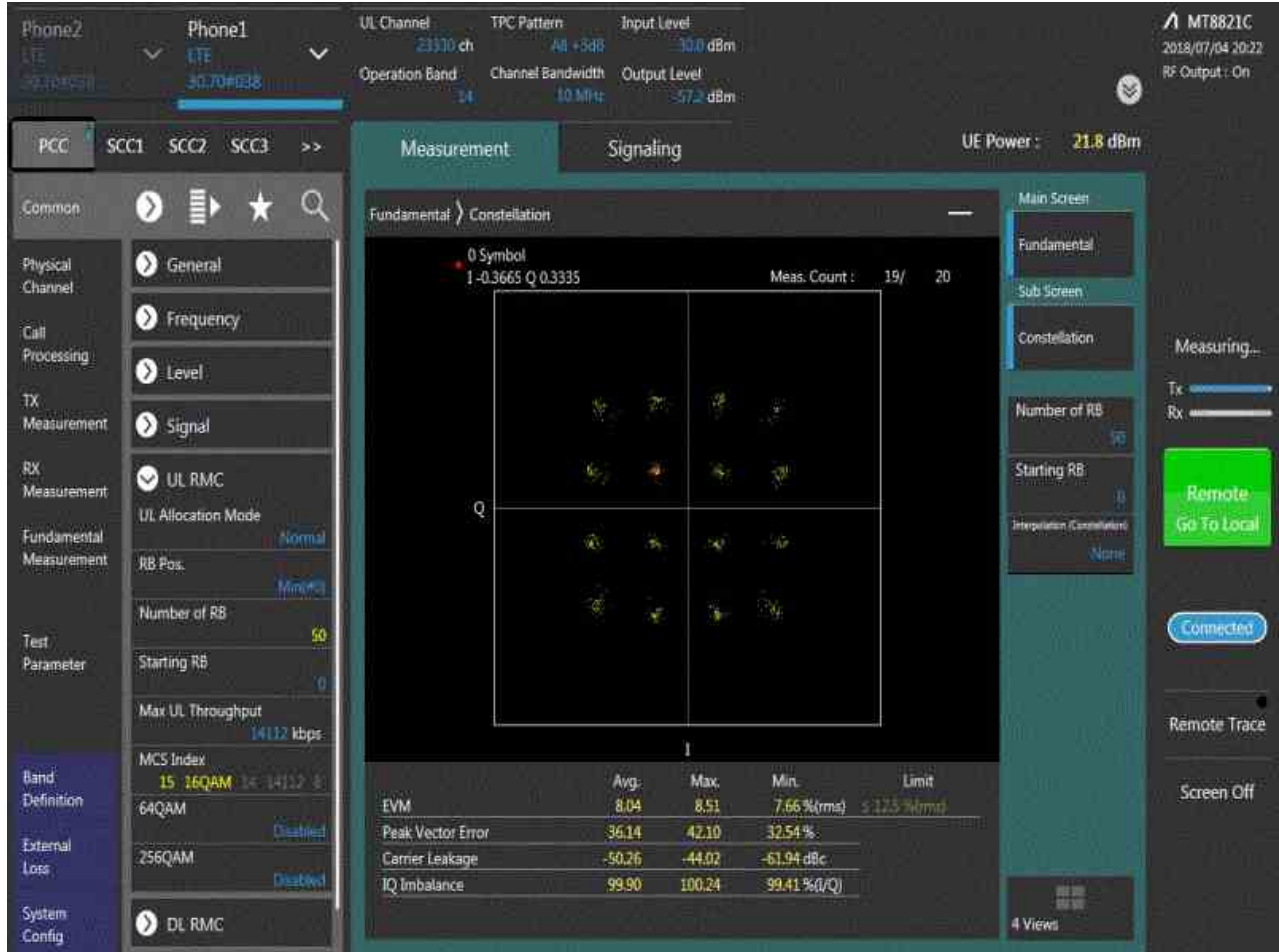
##### 3.1.1.1. Test Channel = MCH





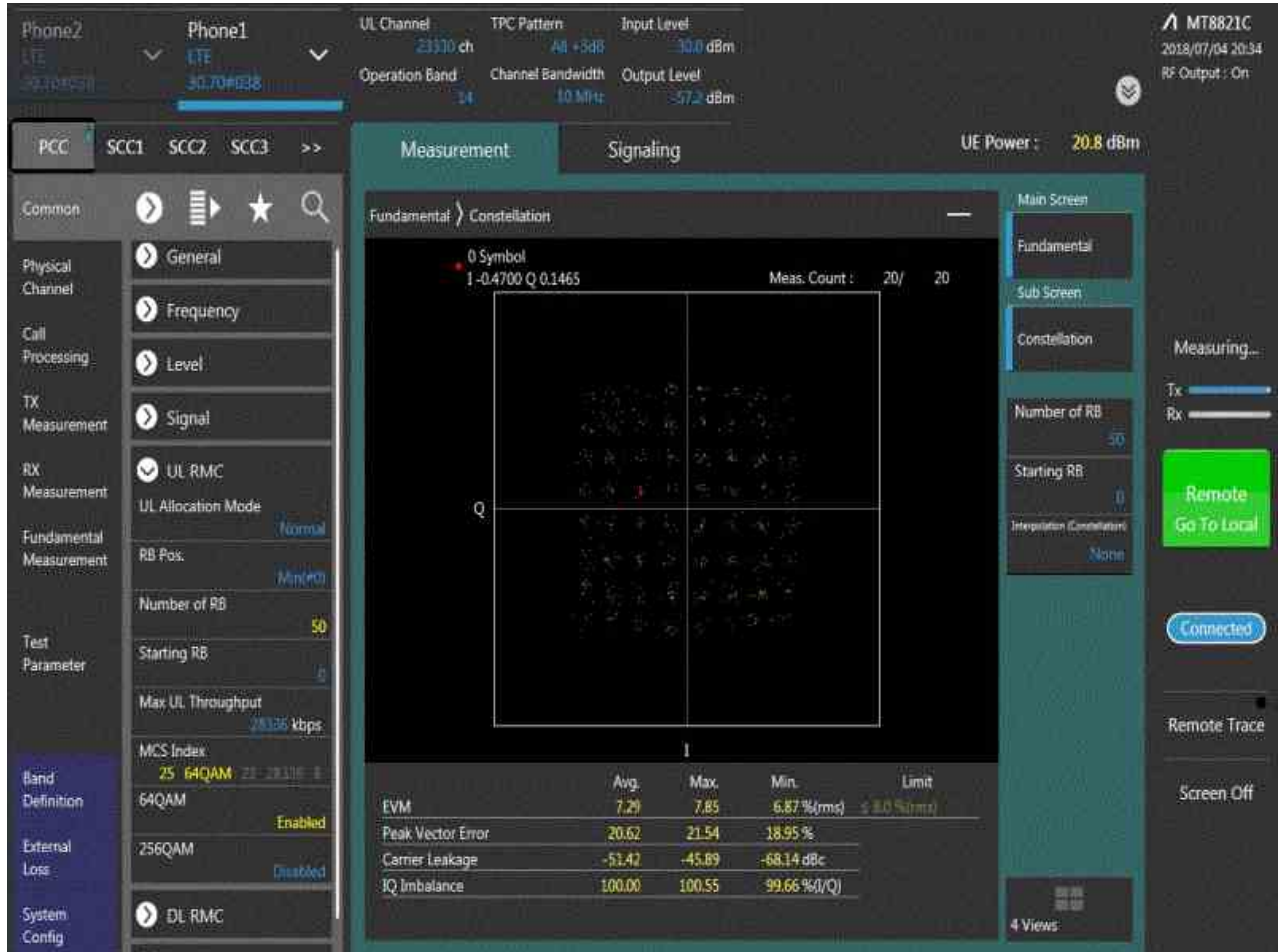
### 3.1.2. Test Mode = LTE /TM2 10MHz

#### 3.1.2.1. Test Channel = MCH



### 3.1.1. Test Mode = LTE /TM3 10MHz

#### 3.1.1.1. Test Channel = MCH



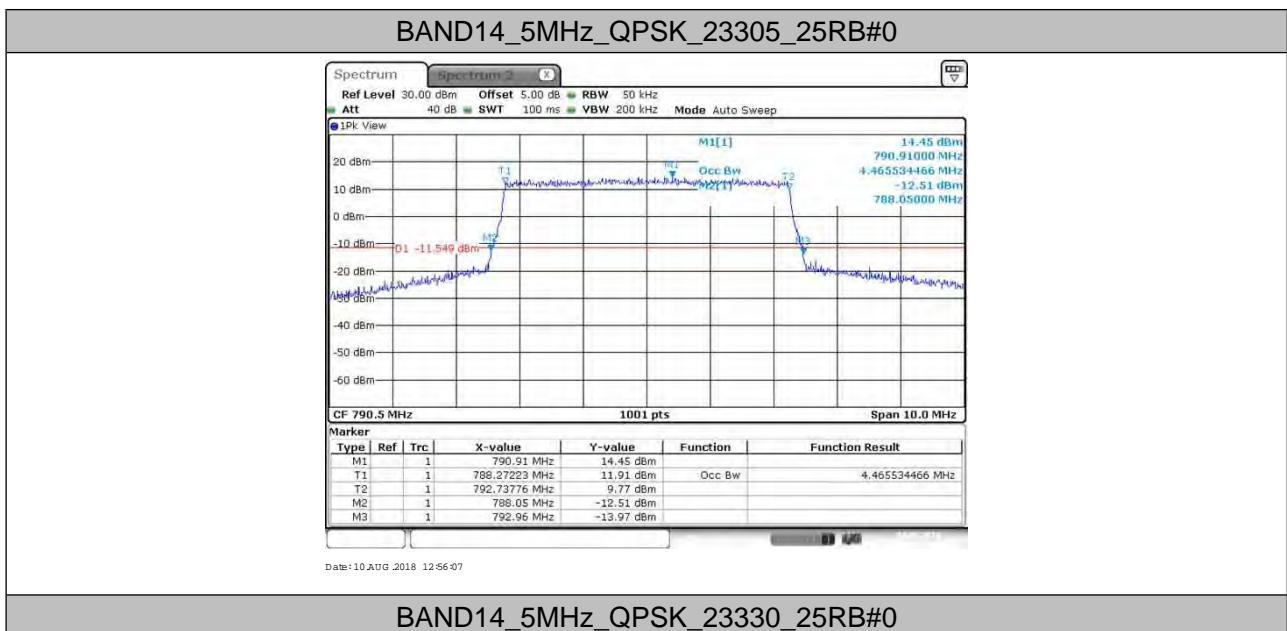


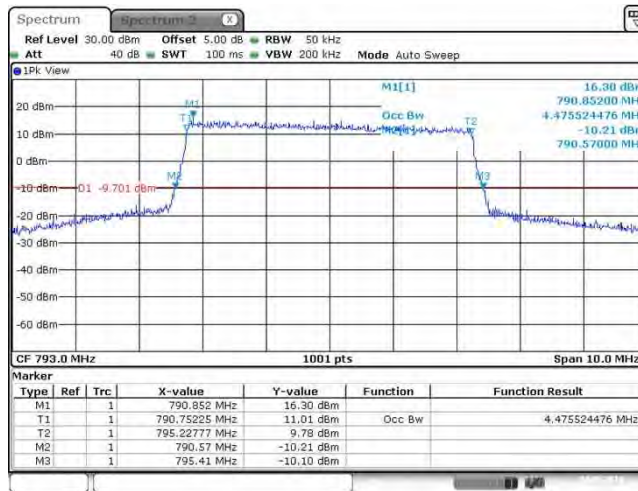
## 4. 26dB Bandwidth and Occupied Bandwidth

### 4.1. Test Result

BAND	Bandwidth	Modulation	Channel	RB Configuration	Occupied Bandwidth (MHz)	26dB Bandwidth (MHz)	Verdict
BAND14	5MHz	QPSK	23305	25RB#0	4.466	4.910	PASS
			23330	25RB#0	4.476	4.840	PASS
			23355	25RB#0	4.486	4.890	PASS
		64QAM	23305	25RB#0	4.466	4.880	PASS
			23330	25RB#0	4.476	4.890	PASS
			23355	25RB#0	4.486	4.900	PASS
		16QAM	23305	25RB#0	4.466	4.880	PASS
			23330	25RB#0	4.466	4.870	PASS
			23355	25RB#0	4.486	4.870	PASS
	10MHz	QPSK	23330	50RB#0	8.931	10.160	PASS
		64QAM	23330	50RB#0	8.931	10.300	PASS
		16QAM	23330	50RB#0	8.951	10.240	PASS

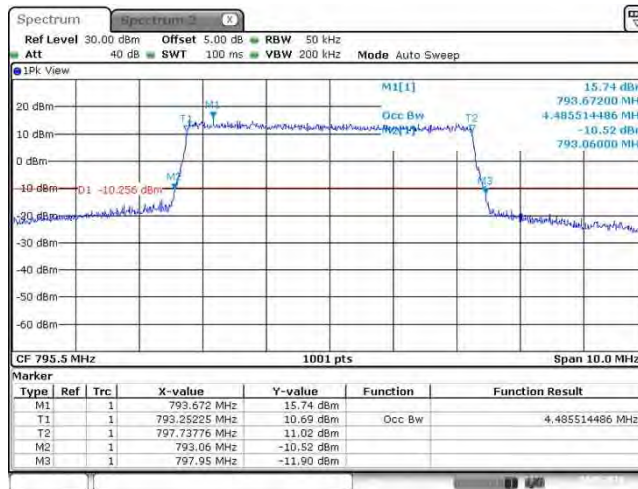
### 4.2. Test Plots





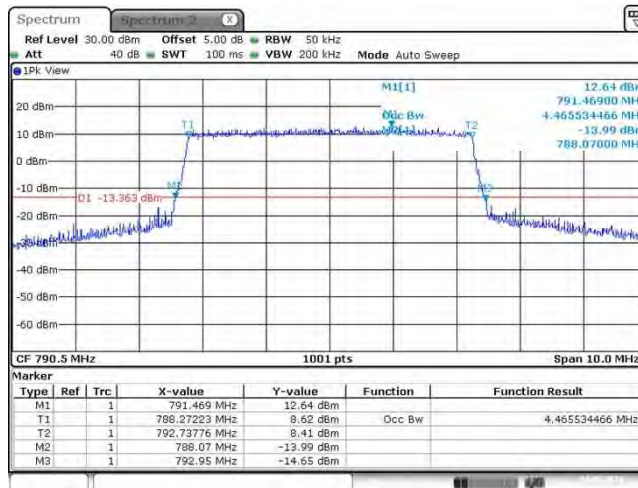
Date: 10.AUG.2018 12:56:47

**BAND14\_5MHz\_QPSK\_23355\_25RB#0**



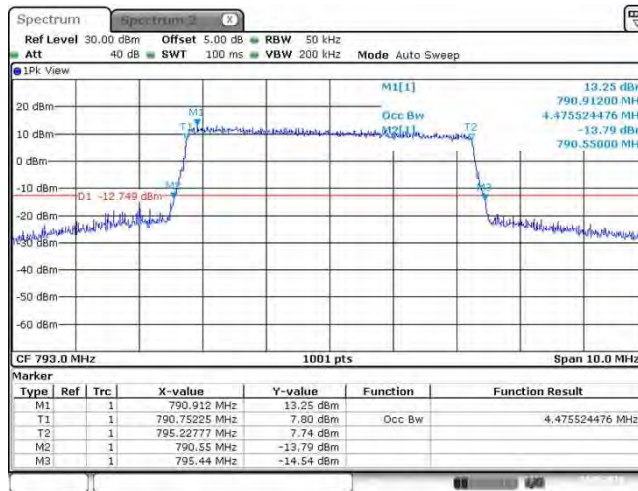
Date: 10.AUG.2018 12:57:27

**BAND14\_5MHz\_64QAM\_23305\_25RB#0**



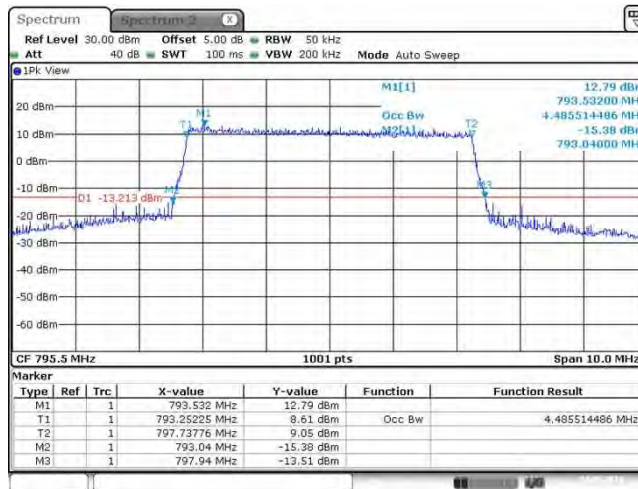
Date: 10.AUG.2018 13:24:36

**BAND14\_5MHz\_64QAM\_23330\_25RB#0**



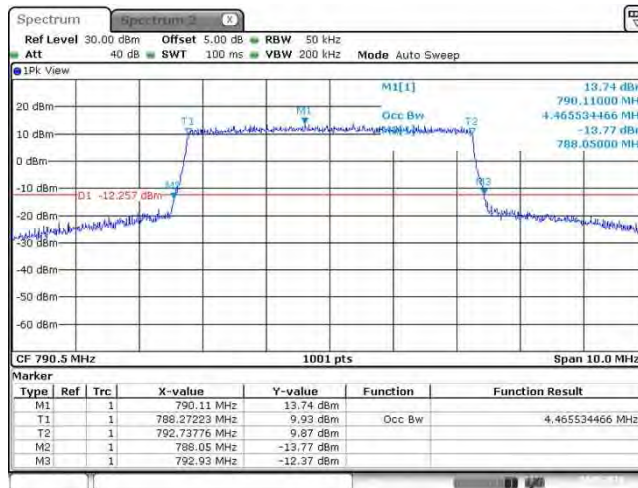
Date: 10.AUG.2018 13:25:38

**BAND14\_5MHz\_64QAM\_23355\_25RB#0**



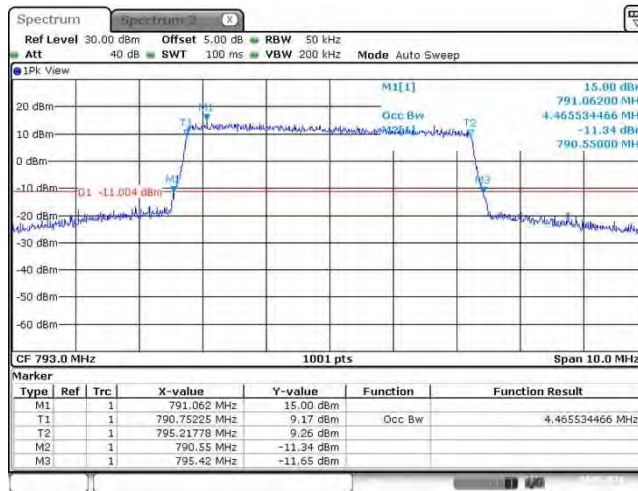
Date: 10.AUG.2018 13:25:58

**BAND14\_5MHz\_16QAM\_23305\_25RB#0**



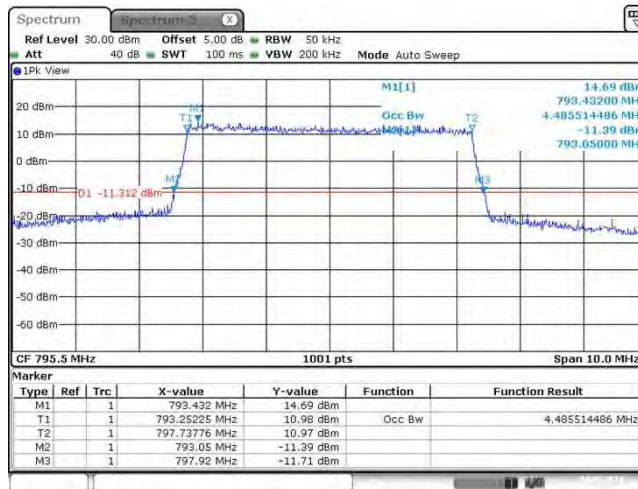
Date: 10.AUG.2018 12:56:27

**BAND14\_5MHz\_16QAM\_23330\_25RB#0**



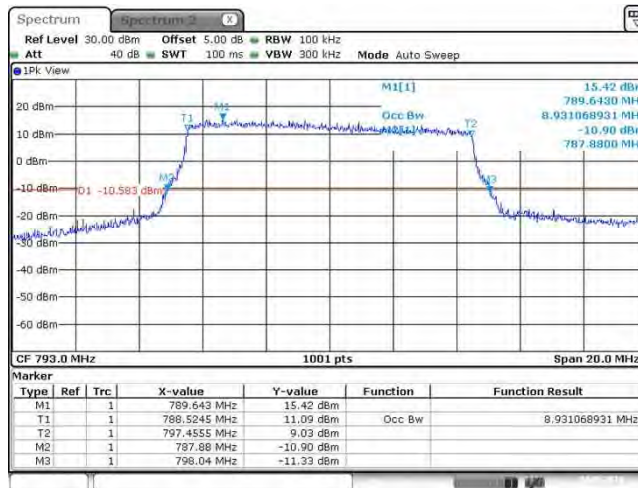
Date: 10.AUG.2018 12:57:07

**BAND14\_5MHz\_16QAM\_23355\_25RB#0**



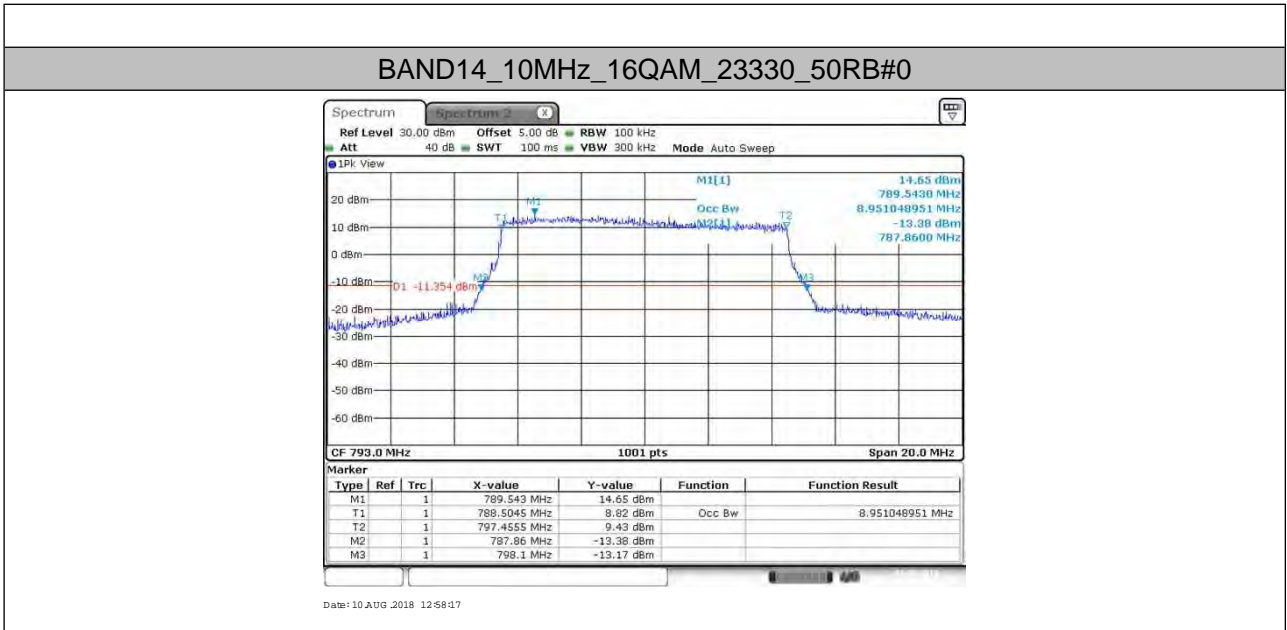
Date: 10.AUG.2018 12:57:47

**BAND14\_10MHz\_QPSK\_23330\_50RB#0**



Date: 10.AUG.2018 12:58:04

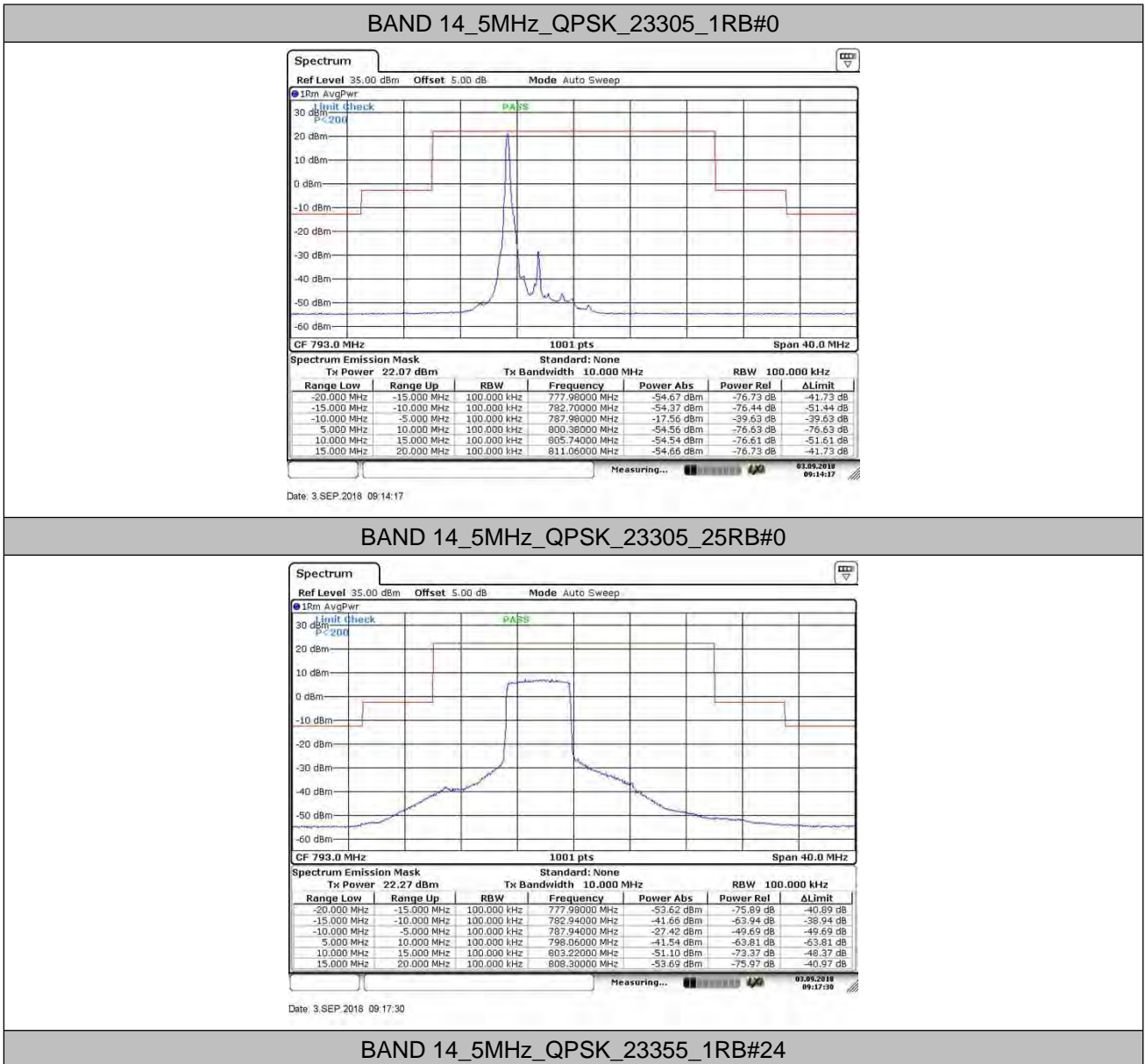
**BAND14\_10MHz\_64QAM\_23330\_50RB#0**



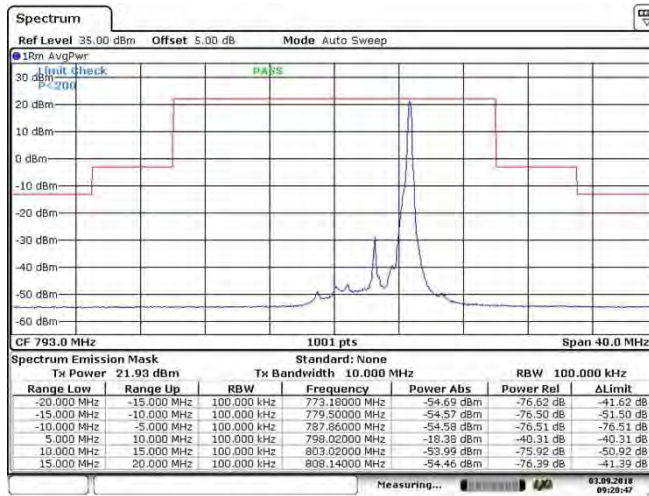


## 5. Emission Mask

### 5.1. Test Plots

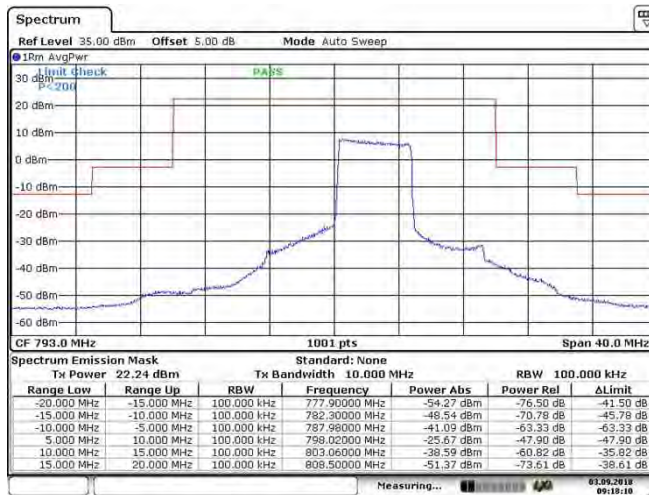






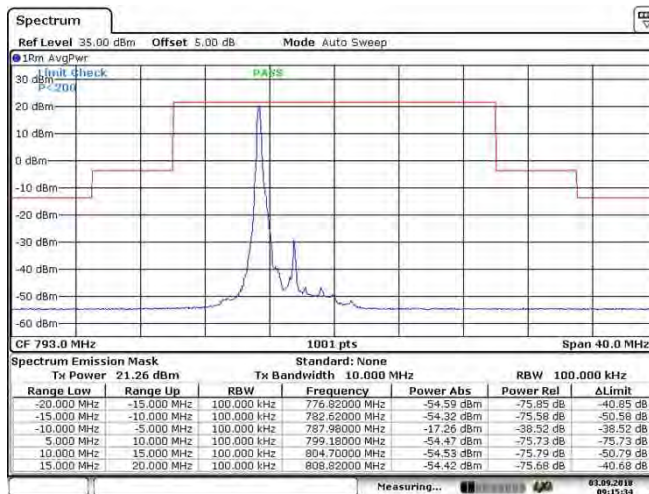
Date: 3.SEP.2018 09:20:47

**BAND 14\_5MHz\_QPSK\_23355\_25RB#0**



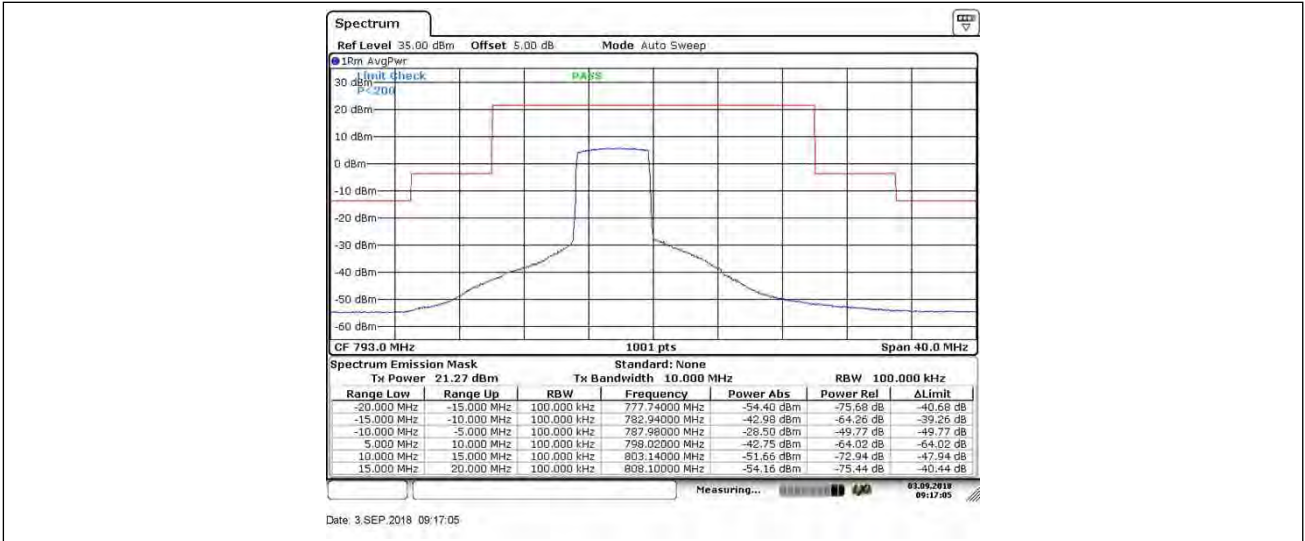
Date: 3.SEP.2018 09:18:10

**BAND 14\_5MHz\_16QAM\_23305\_1RB#0**

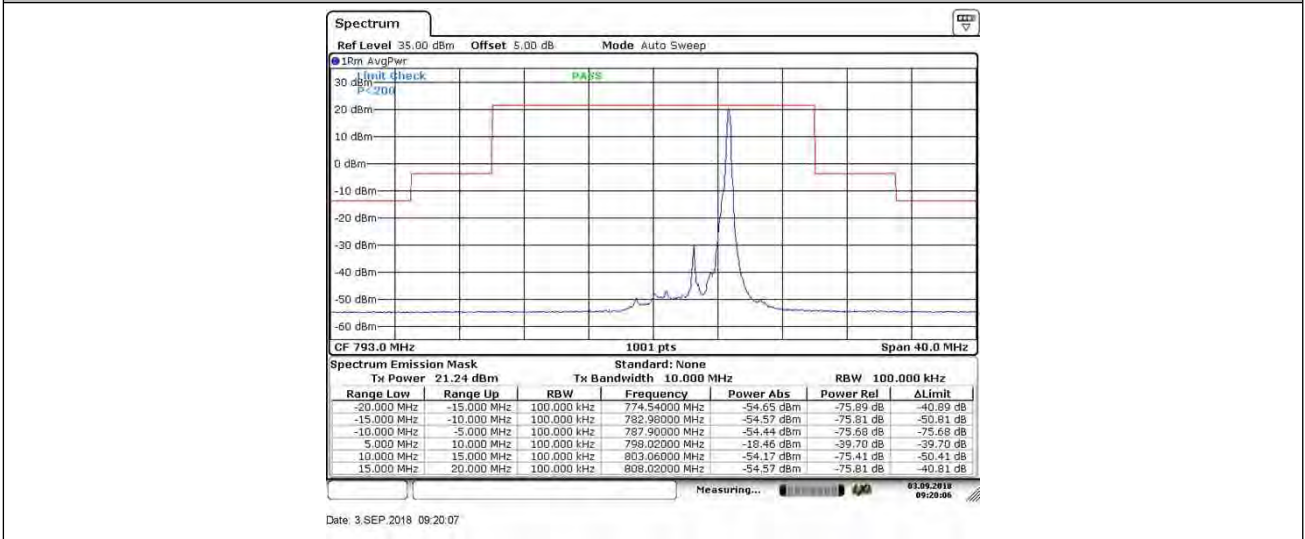


Date: 3.SEP.2018 09:15:34

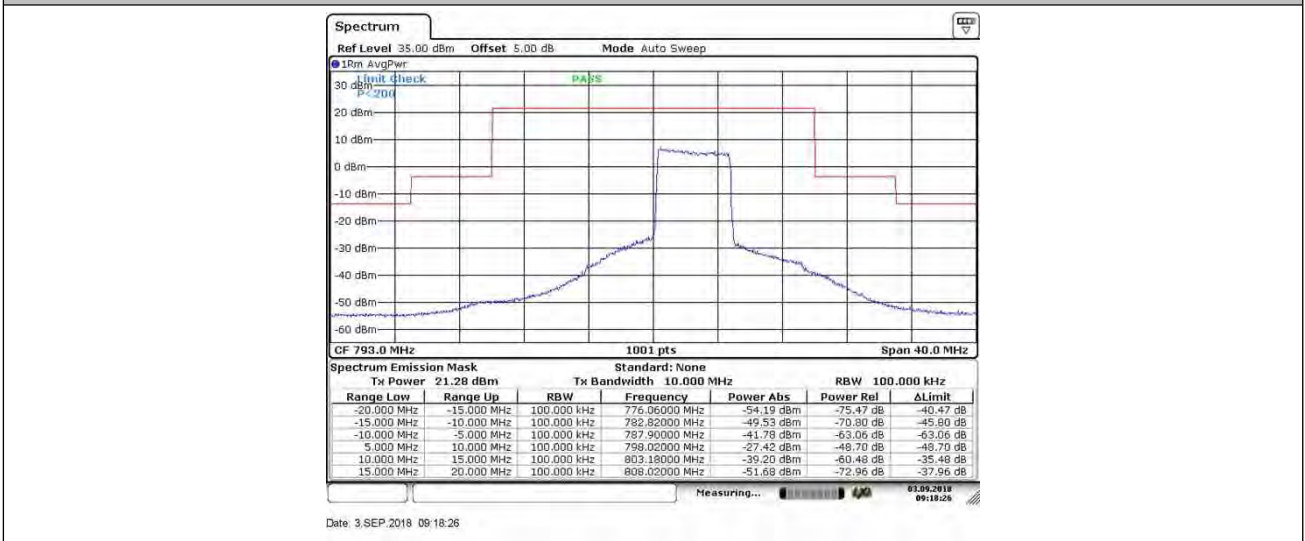
**BAND 14\_5MHz\_16QAM\_23305\_25RB#0**



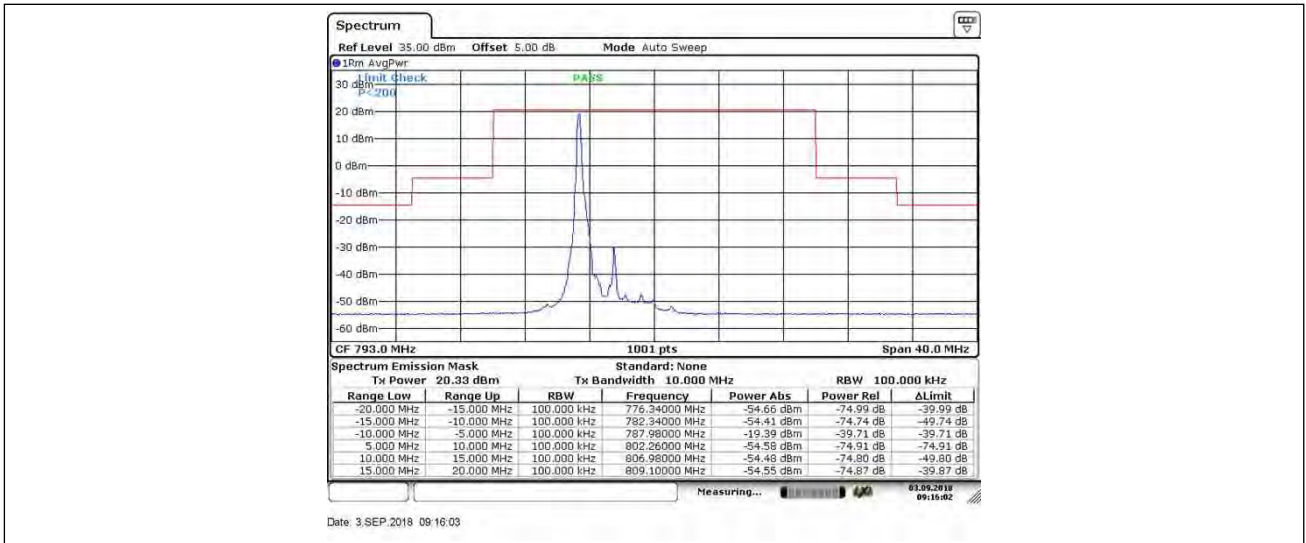
**BAND 14\_5MHz\_16QAM\_23355\_1RB#24**



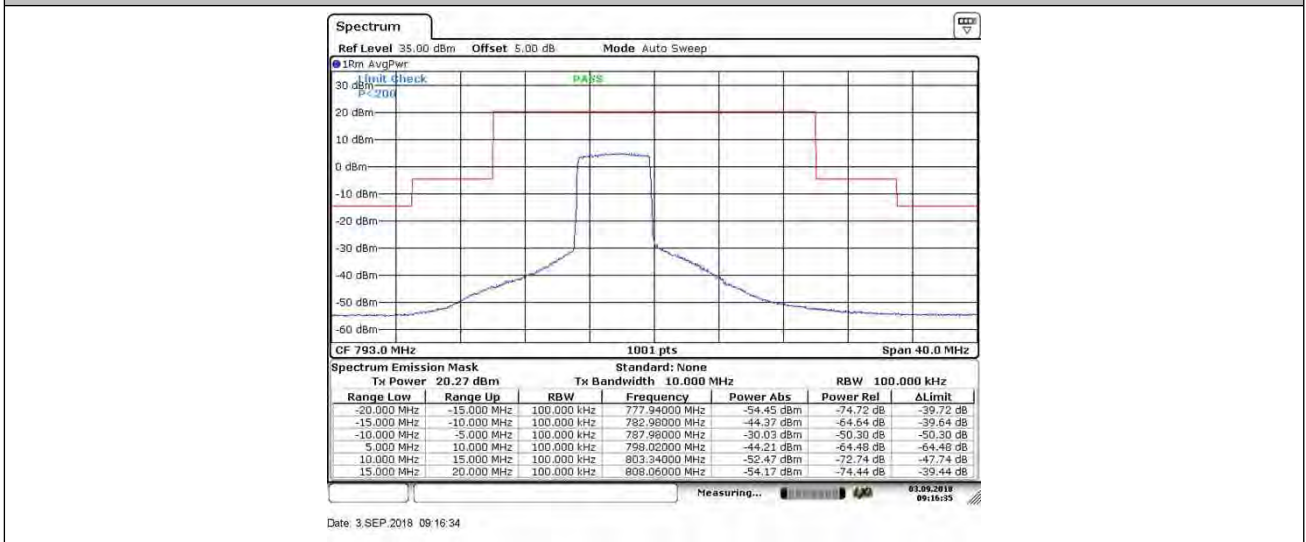
**BAND 14\_5MHz\_16QAM\_23355\_25RB#0**



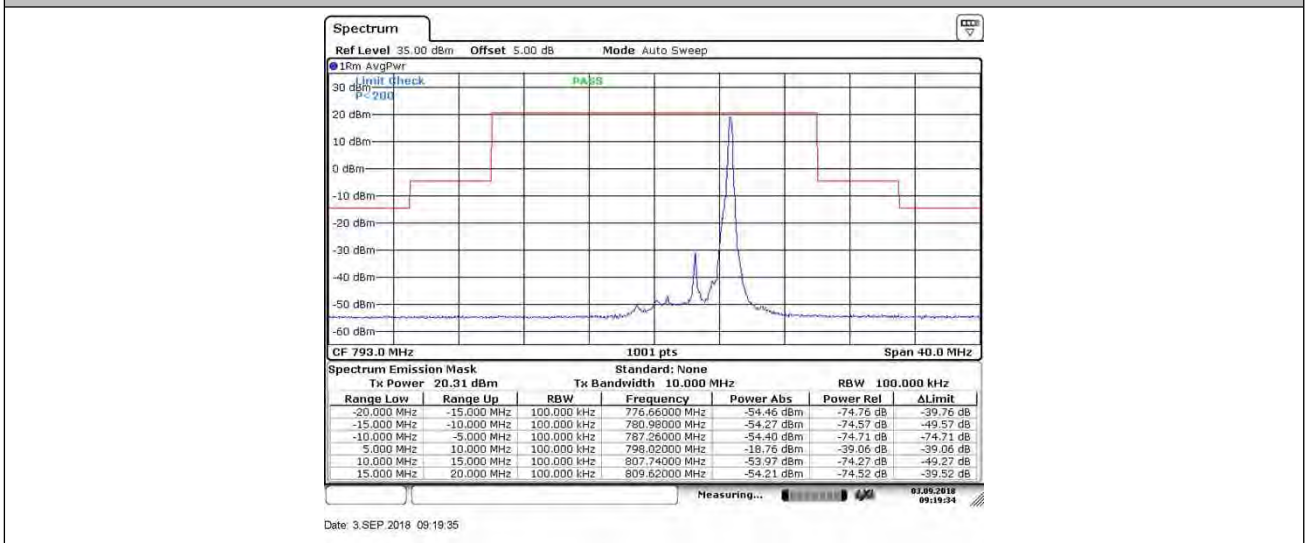
**BAND 14\_5MHz\_64QAM\_23305\_1RB#0**



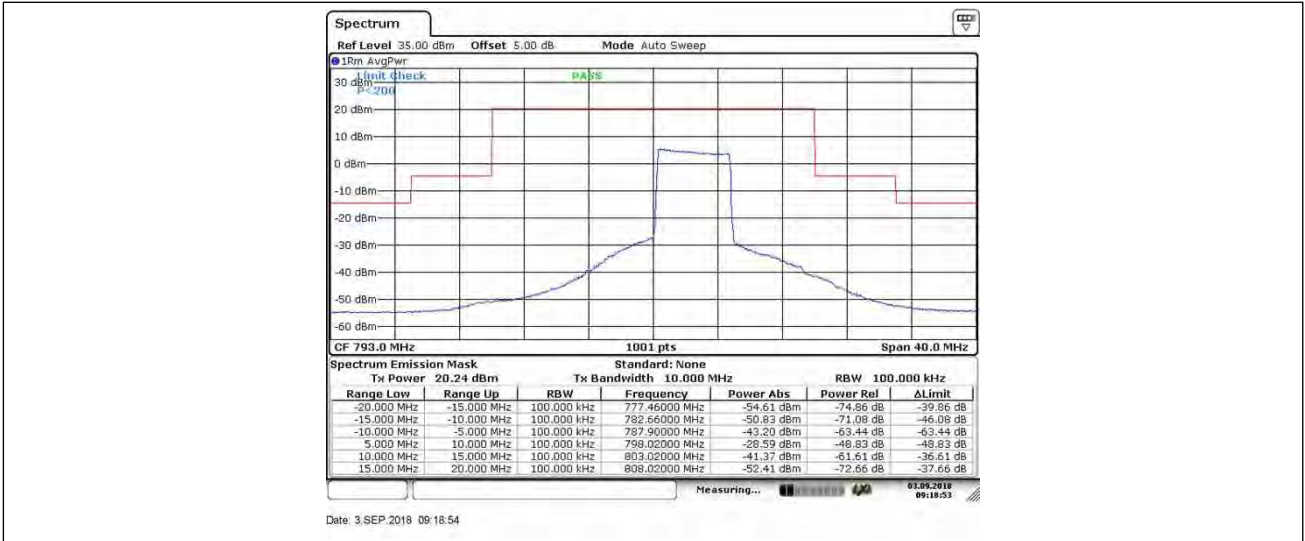
**BAND 14\_5MHz\_64QAM\_23305\_25RB#0**



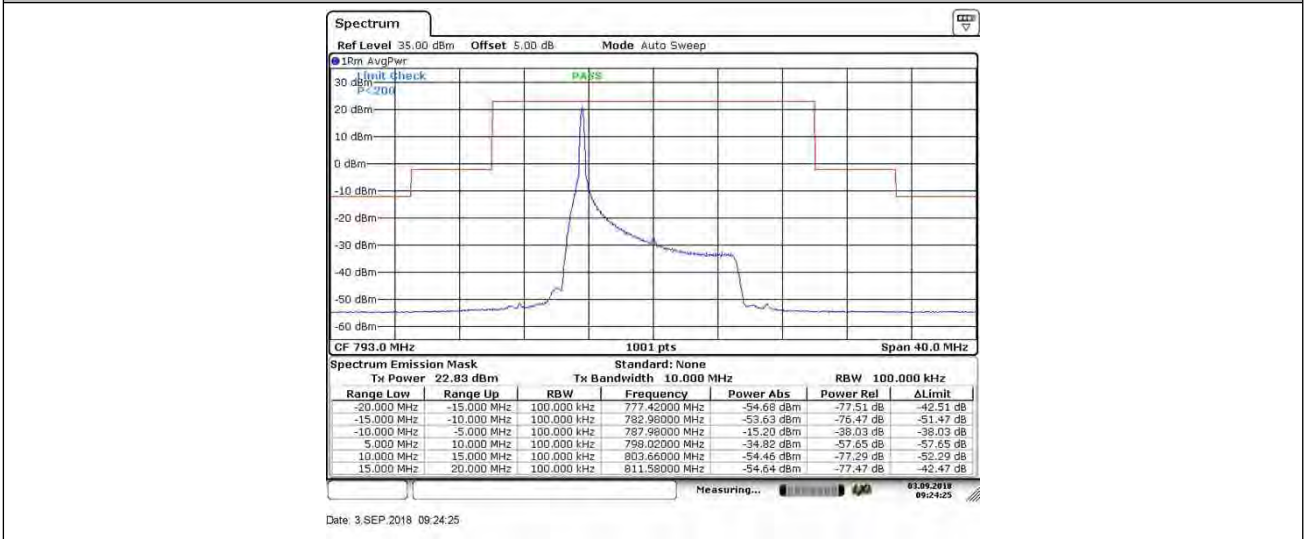
**BAND 14\_5MHz\_64QAM\_23355\_1RB#24**



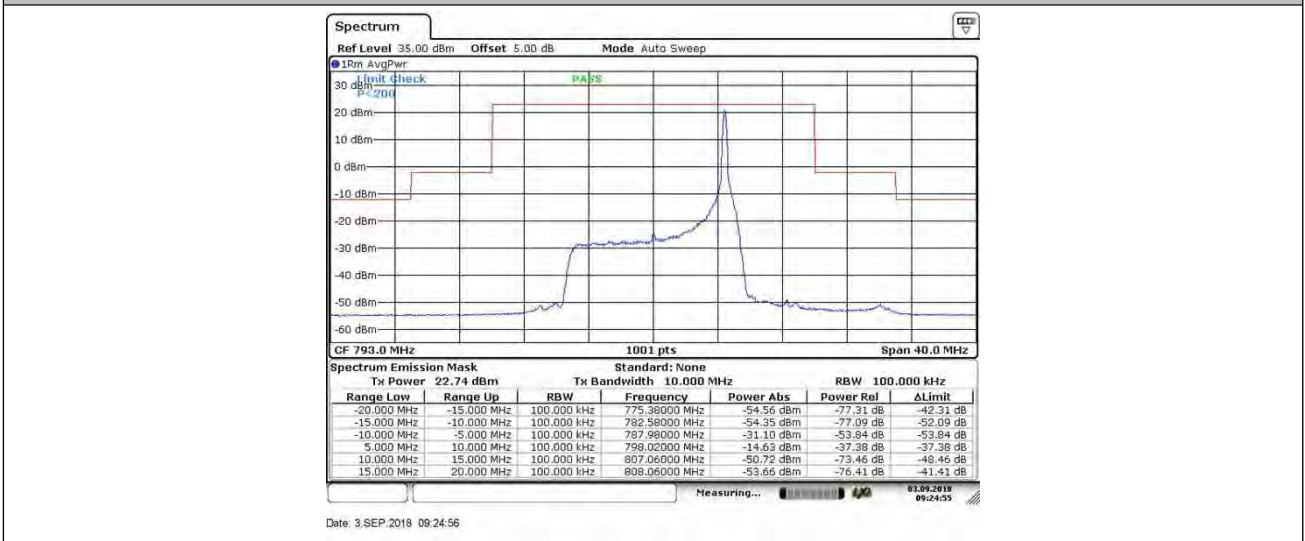
**BAND 14\_5MHz\_64QAM\_23355\_25RB#0**



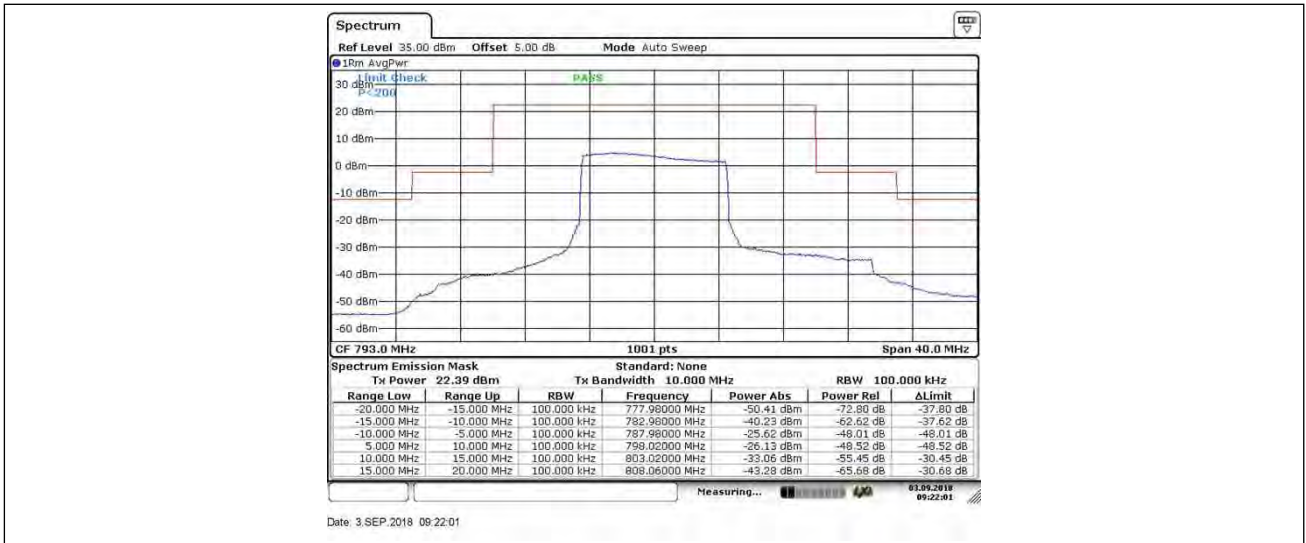
**BAND 14\_10MHz\_QPSK\_23330\_1RB#0**



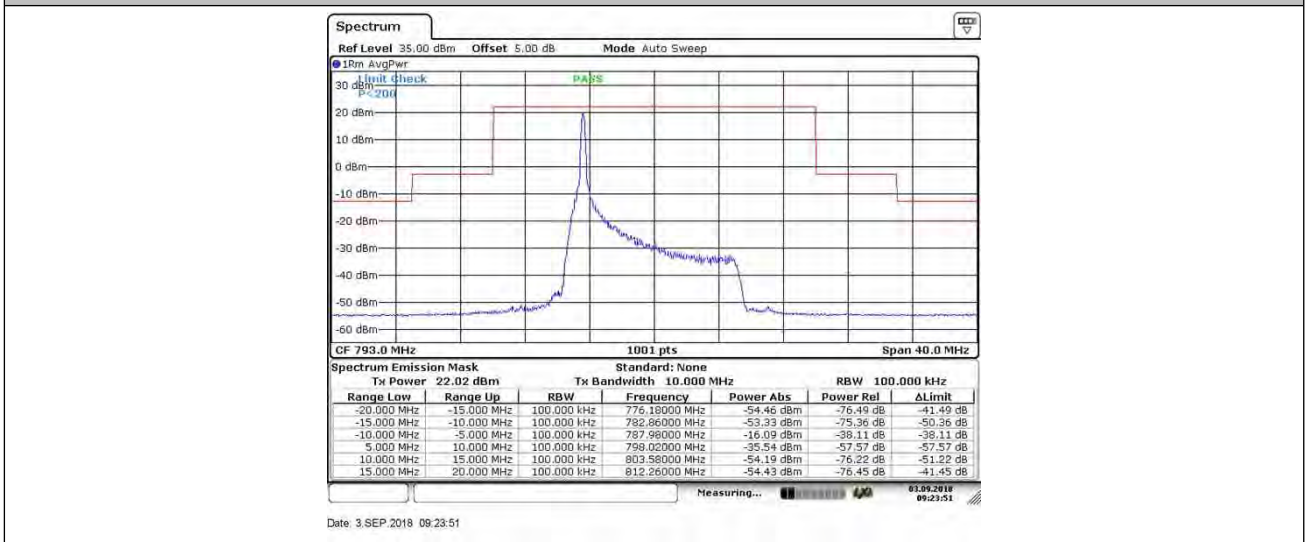
**BAND 14\_10MHz\_QPSK\_23330\_1RB#49**



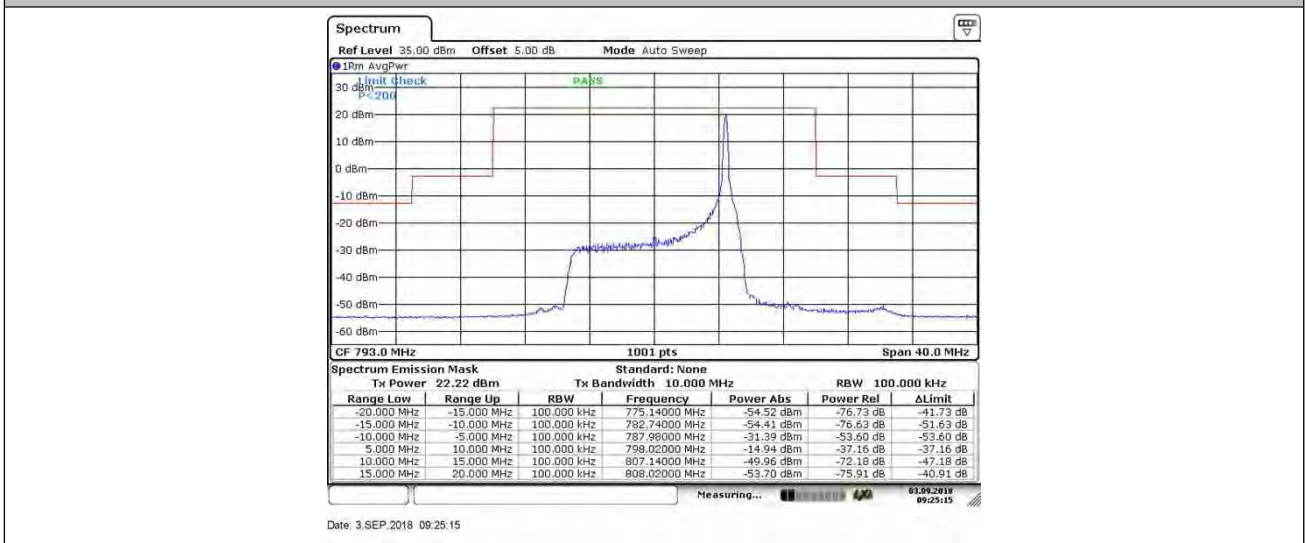
**BAND 14\_10MHz\_QPSK\_23330\_50RB#0**



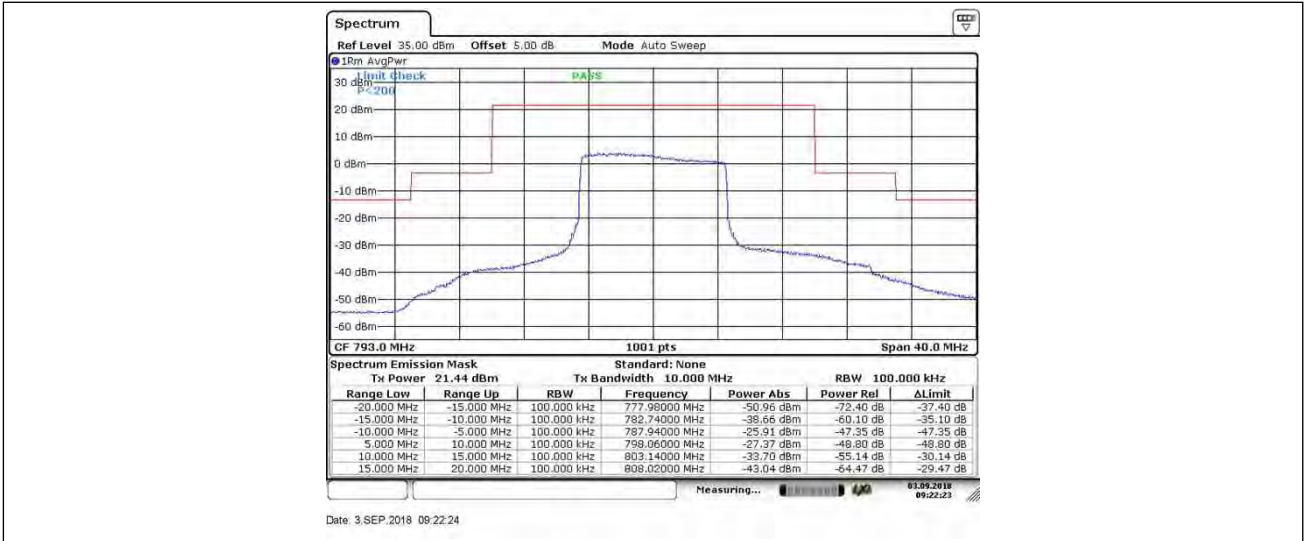
**BAND 14\_10MHz\_16QAM\_23330\_1RB#0**



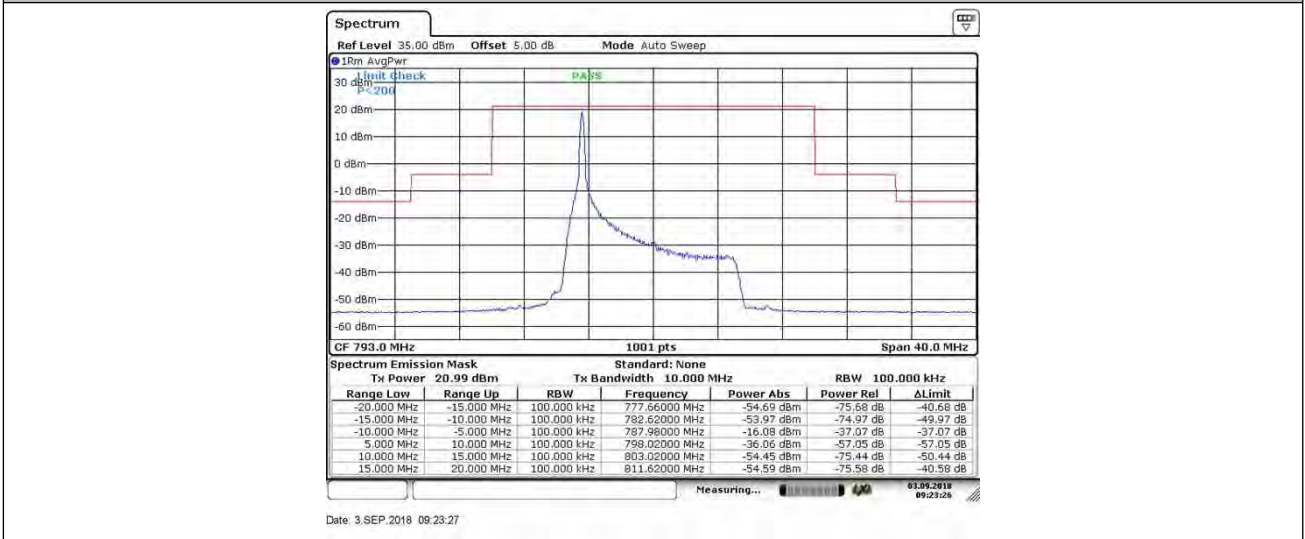
**BAND 14\_10MHz\_16QAM\_23330\_1RB#49**



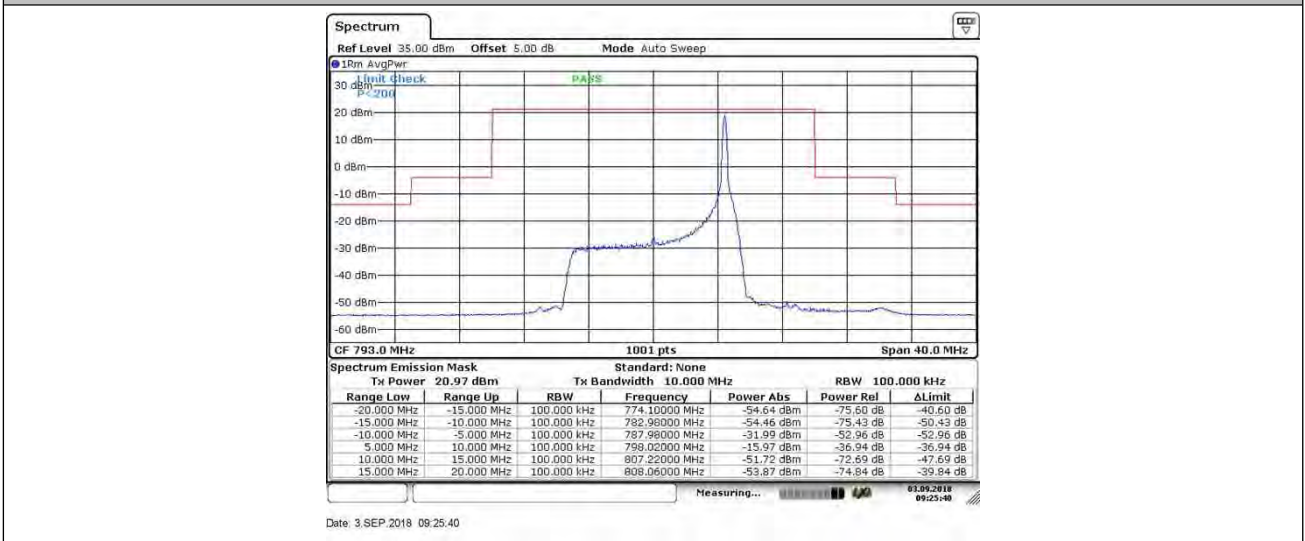
**BAND 14\_10MHz\_16QAM\_23330\_50RB#0**



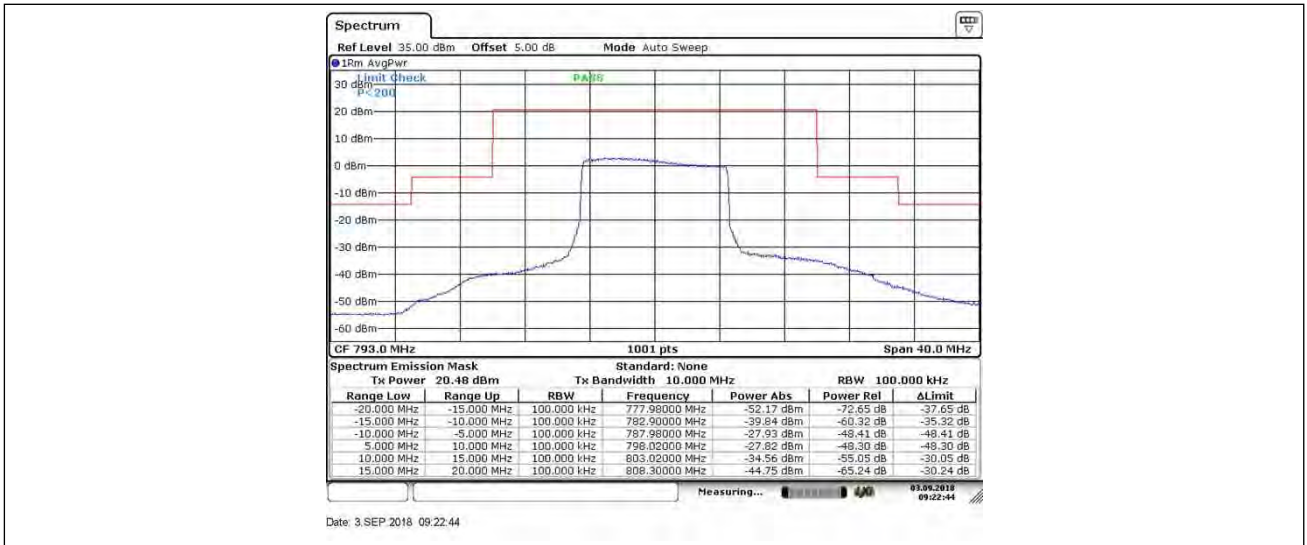
**BAND 14\_10MHz\_64QAM\_23330\_1RB#0**



**BAND 14\_10MHz\_64QAM\_23330\_1RB#49**

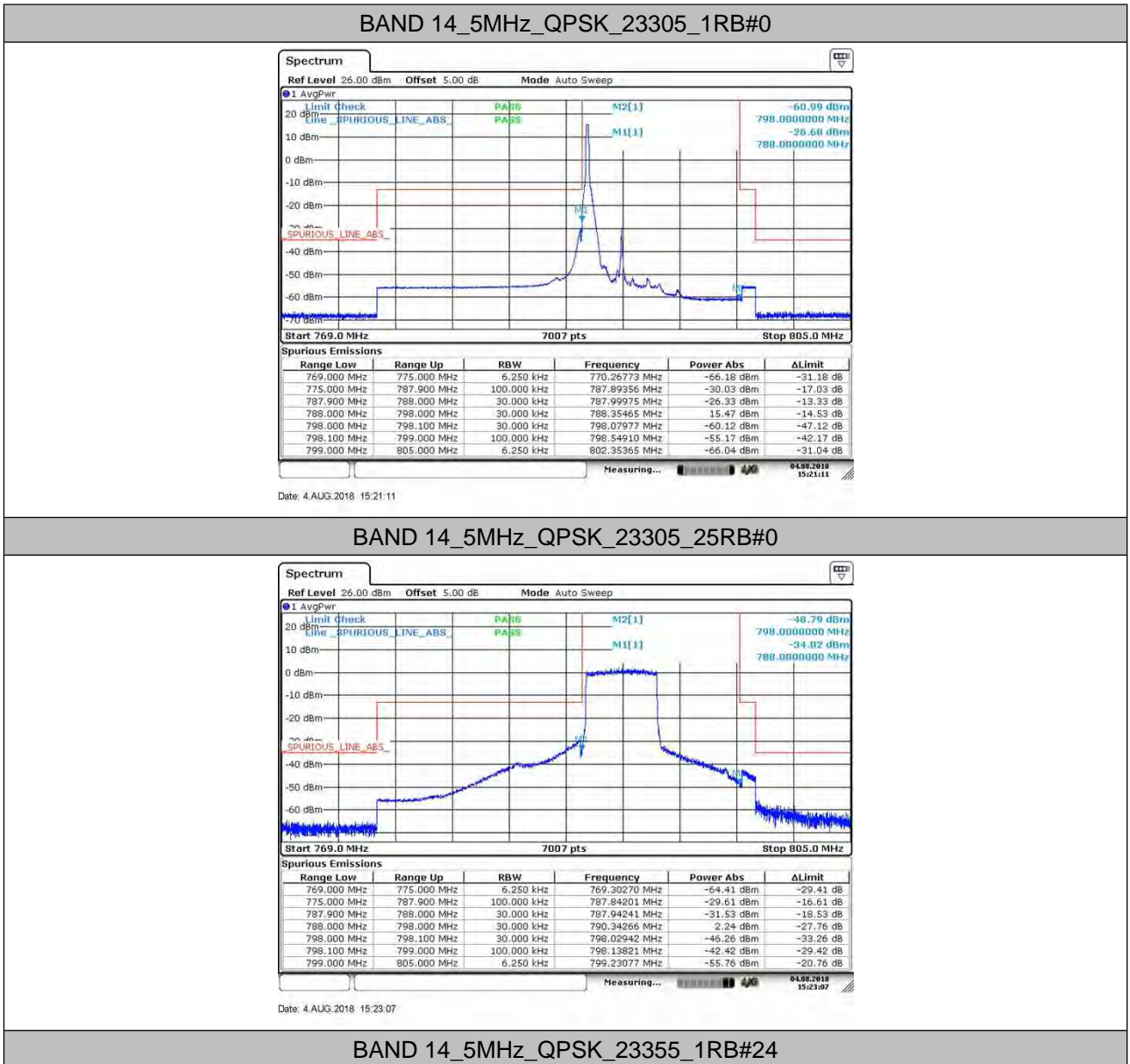


**BAND 14\_10MHz\_64QAM\_23330\_50RB#0**

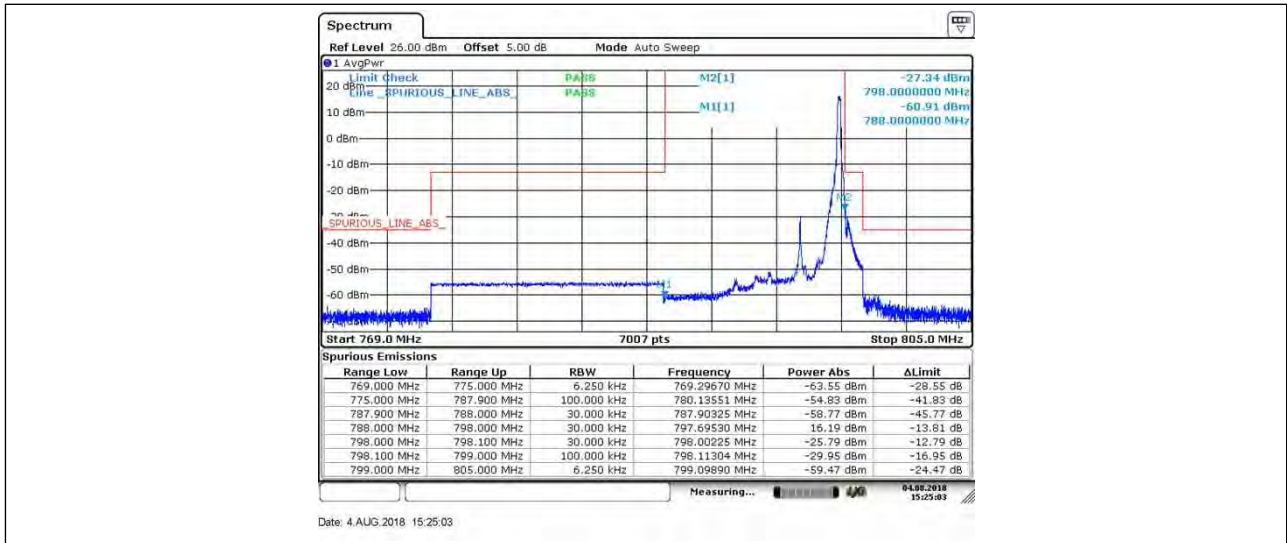


## 6. Band Edge Compliance

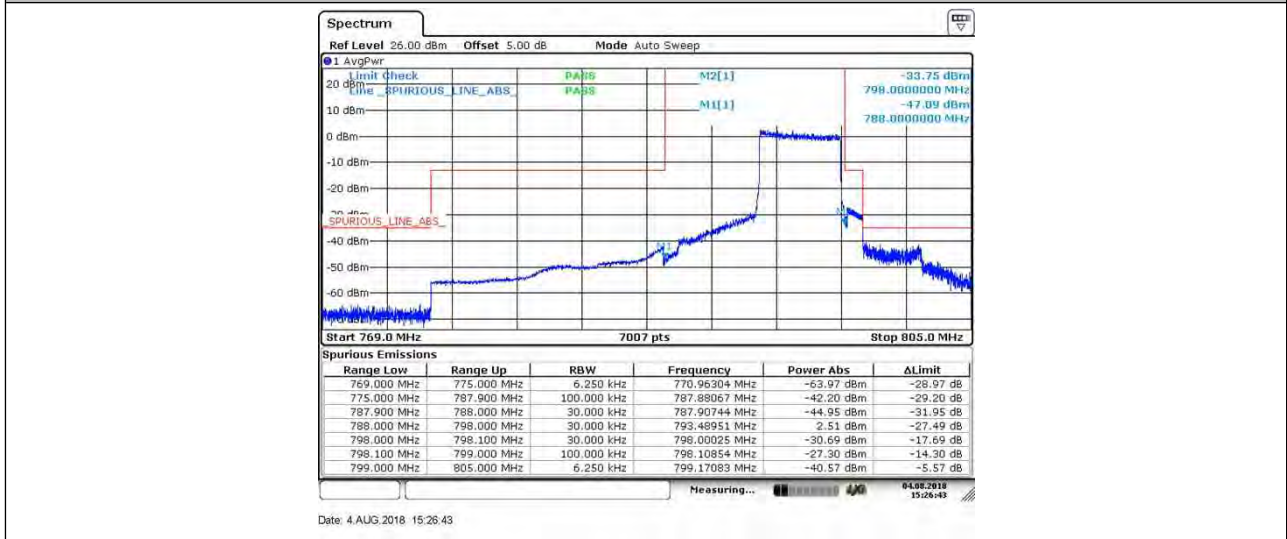
### 6.1. Test Plots



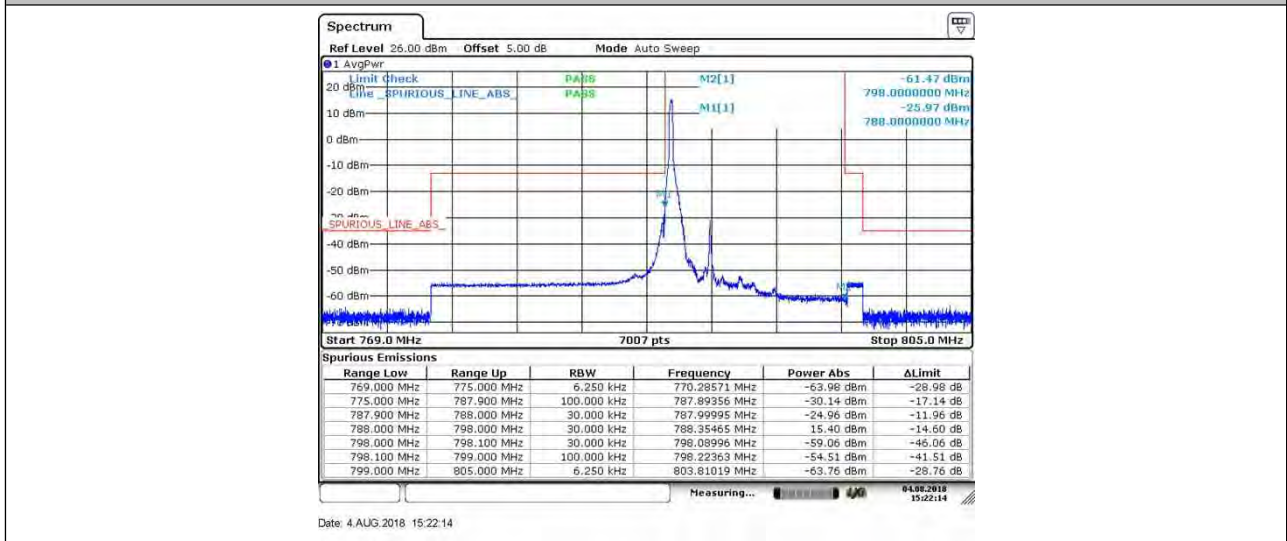




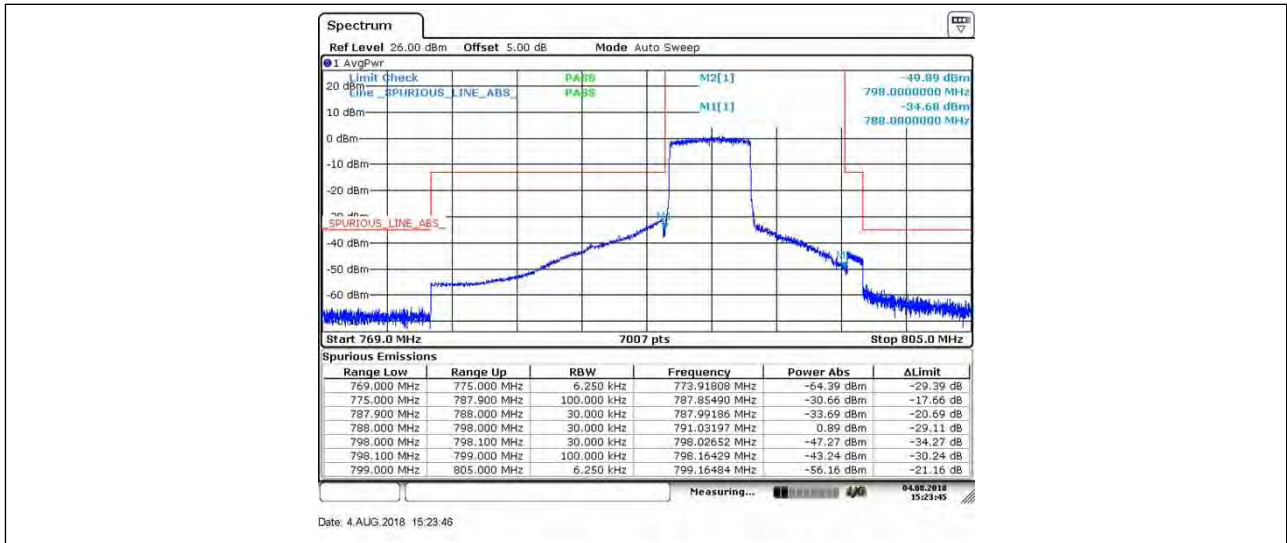
**BAND 14\_5MHz\_QPSK\_23355\_25RB#0**



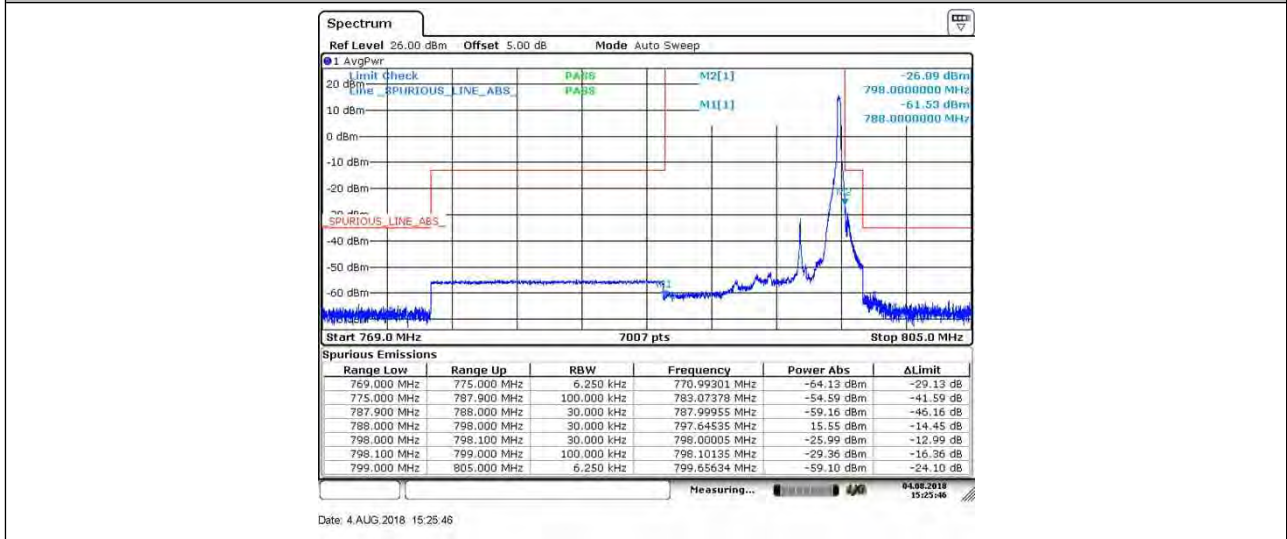
**BAND 14\_5MHz\_16QAM\_23305\_1RB#0**



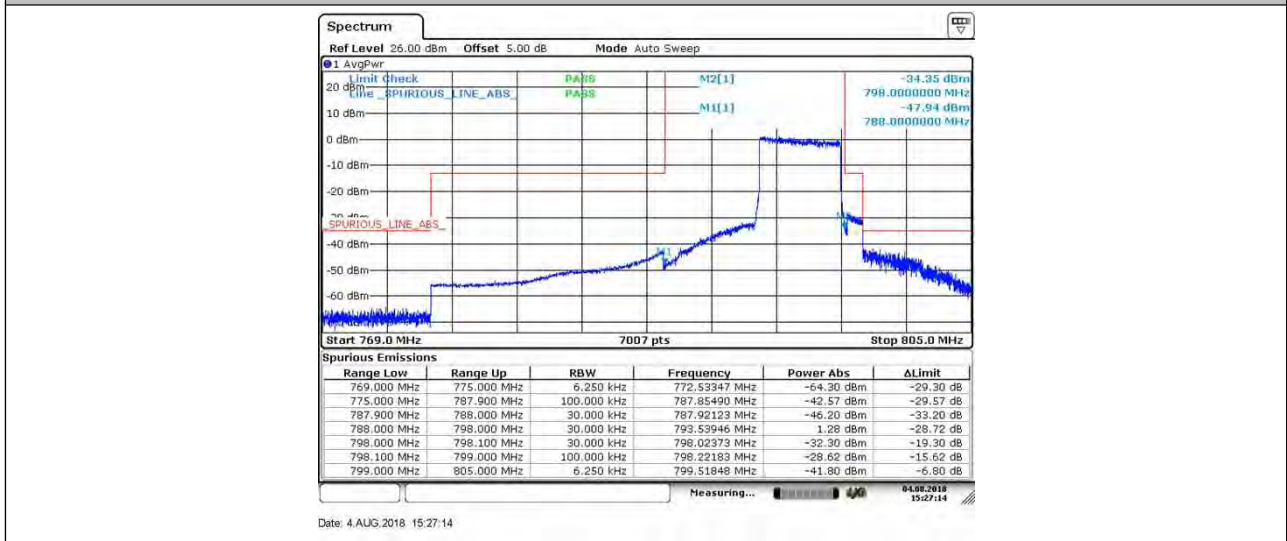
**BAND 14\_5MHz\_16QAM\_23305\_25RB#0**



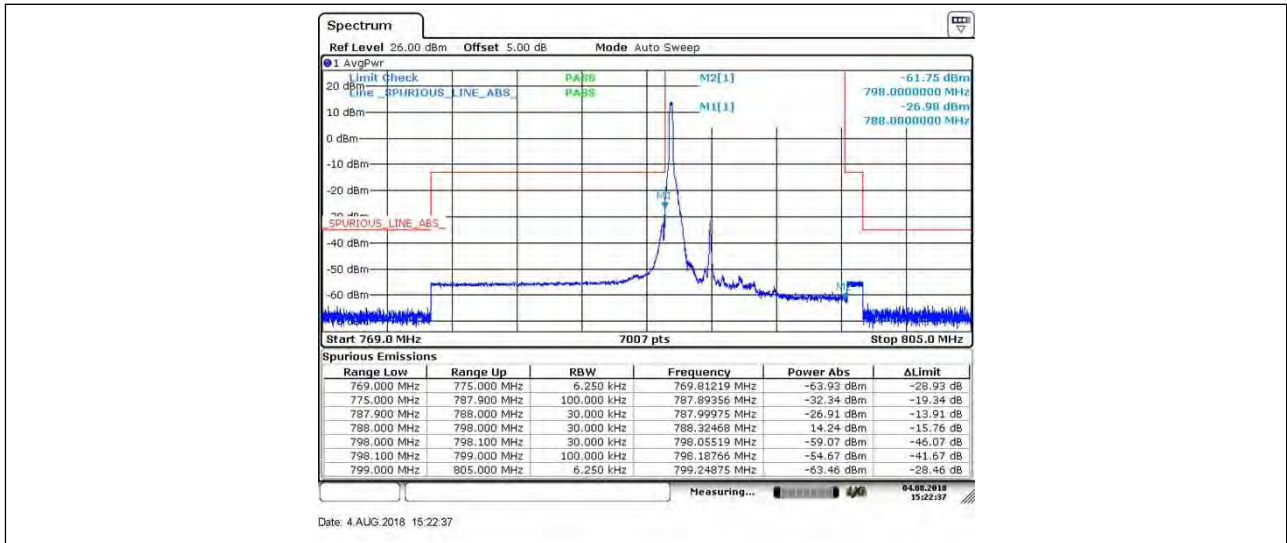
**BAND 14\_5MHz\_16QAM\_23355\_1RB#24**



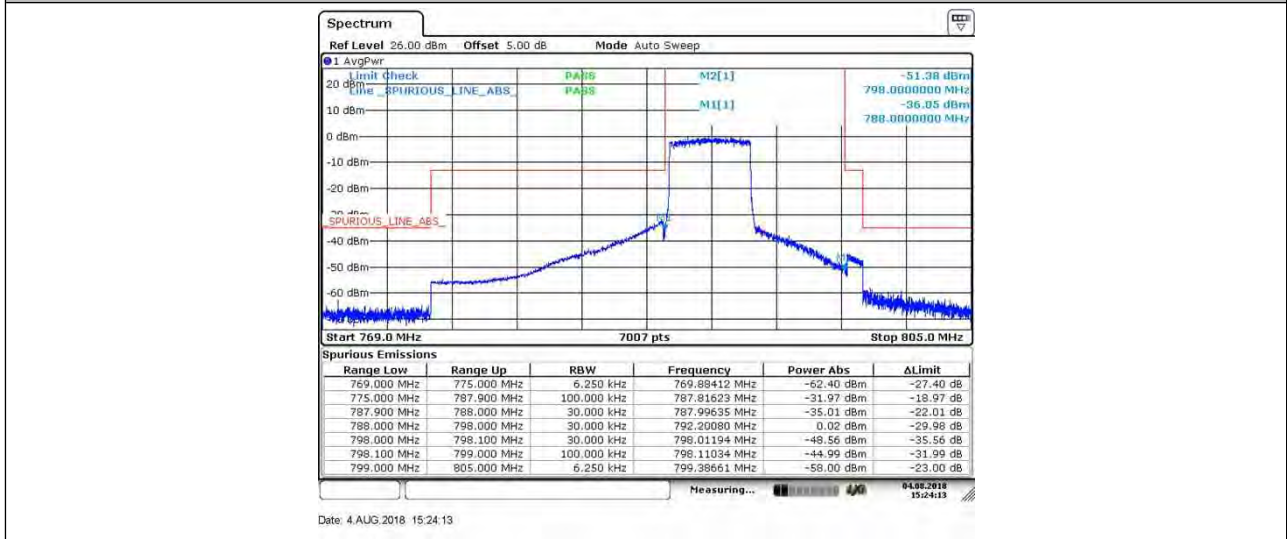
**BAND 14\_5MHz\_16QAM\_23355\_25RB#0**



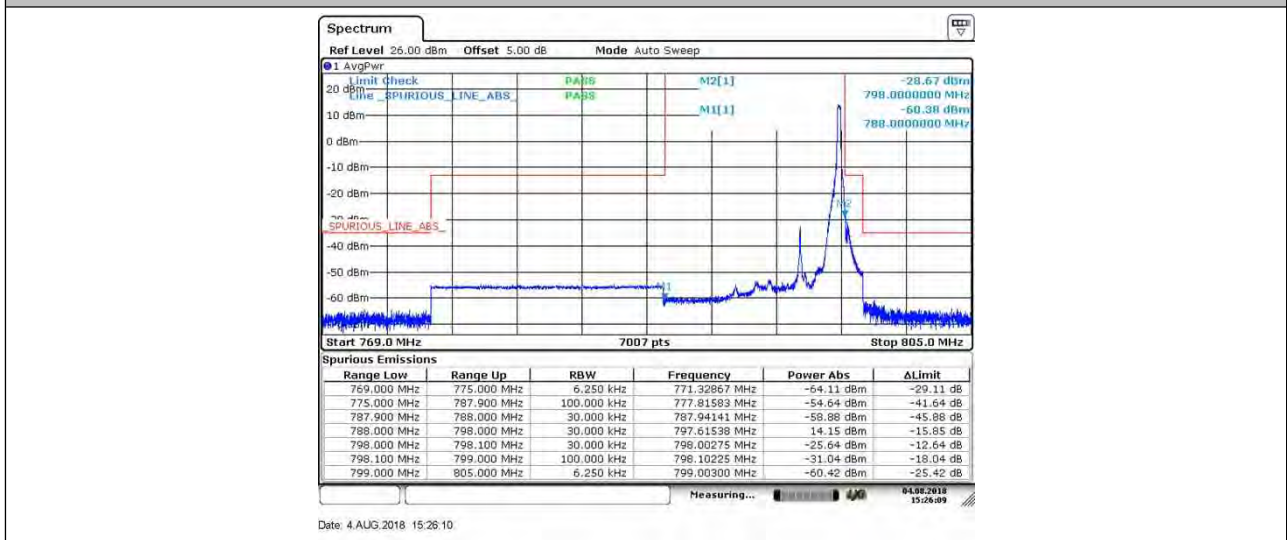
**BAND 14\_5MHz\_64QAM\_23305\_1RB#0**



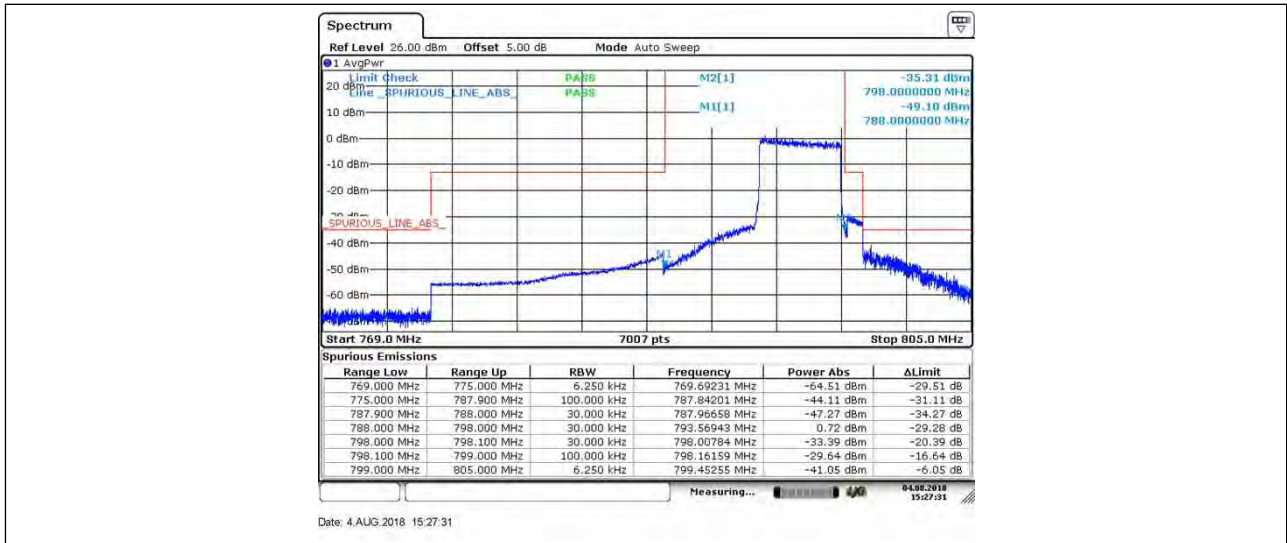
**BAND 14\_5MHz\_64QAM\_23305\_25RB#0**



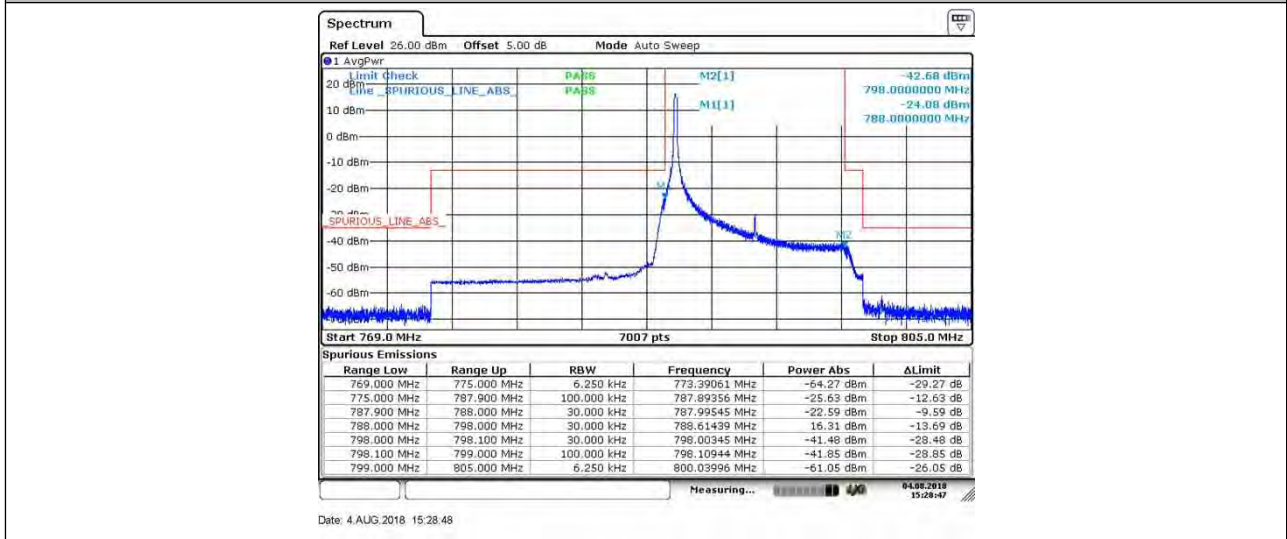
**BAND 14\_5MHz\_64QAM\_23355\_1RB#24**



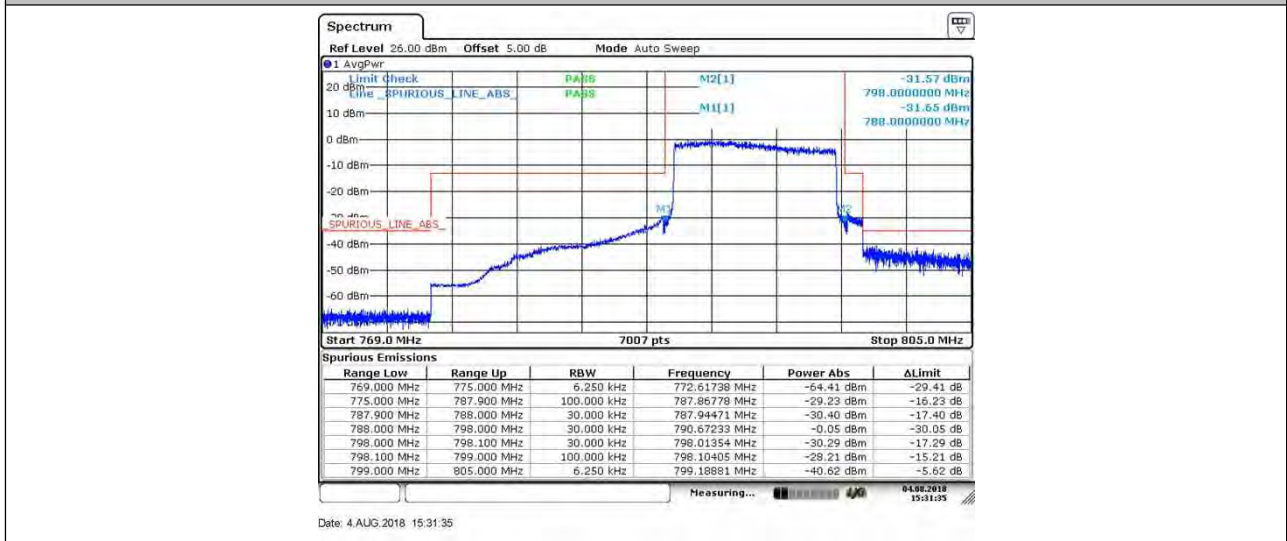
**BAND 14\_5MHz\_64QAM\_23355\_25RB#0**



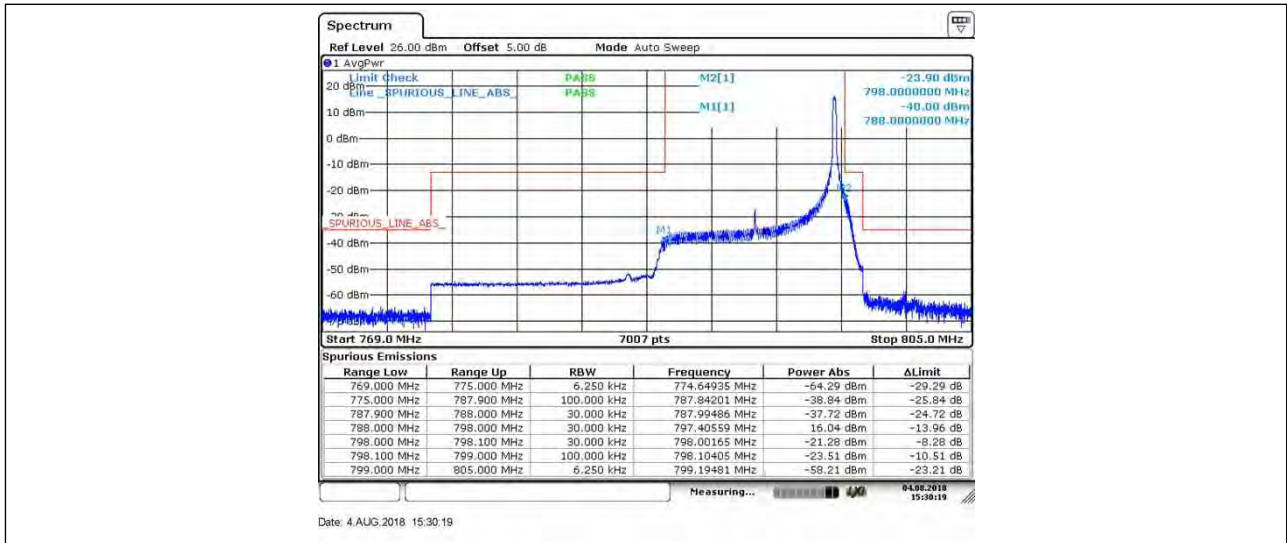
**BAND 14\_10MHz\_QPSK\_23330\_1RB#0**



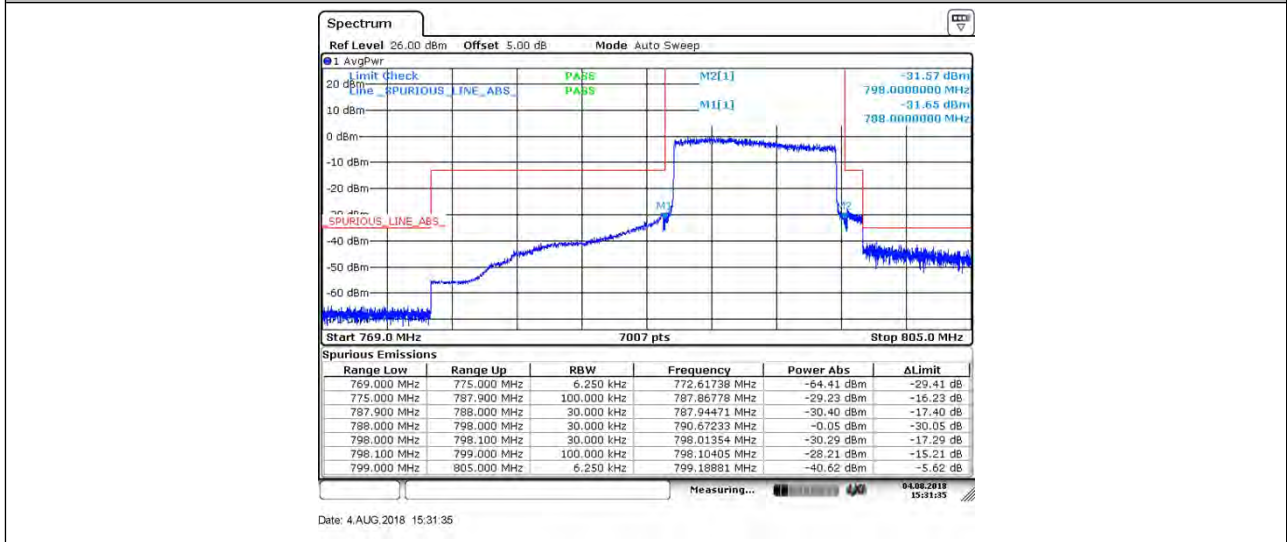
**BAND 14\_10MHz\_QPSK\_23330\_50RB#0**



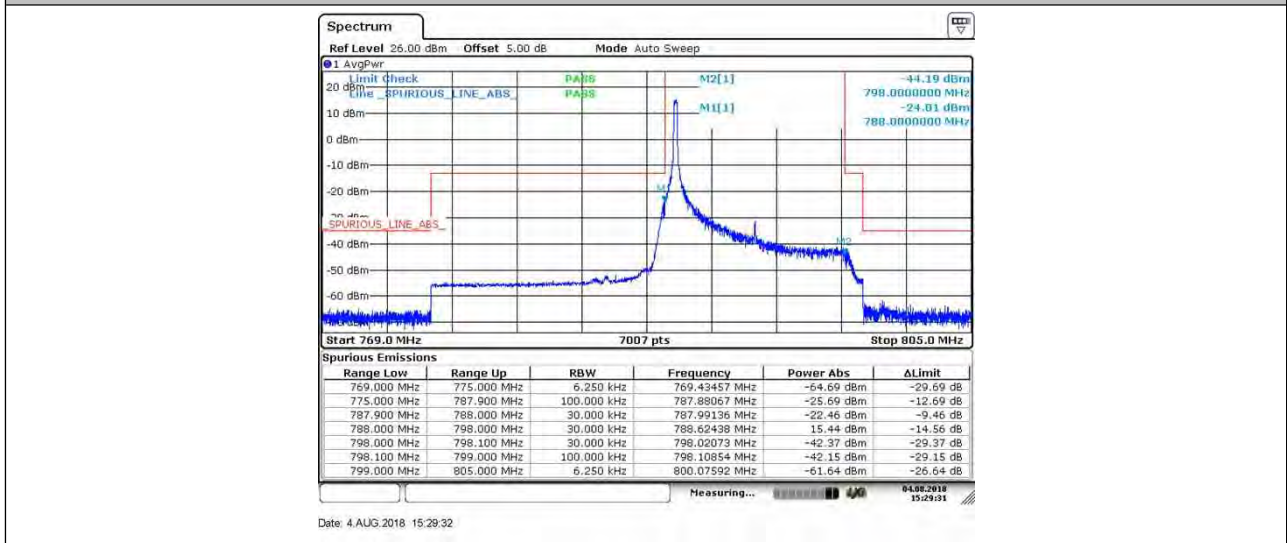
**BAND 14\_10MHz\_QPSK\_23330\_1RB#49**



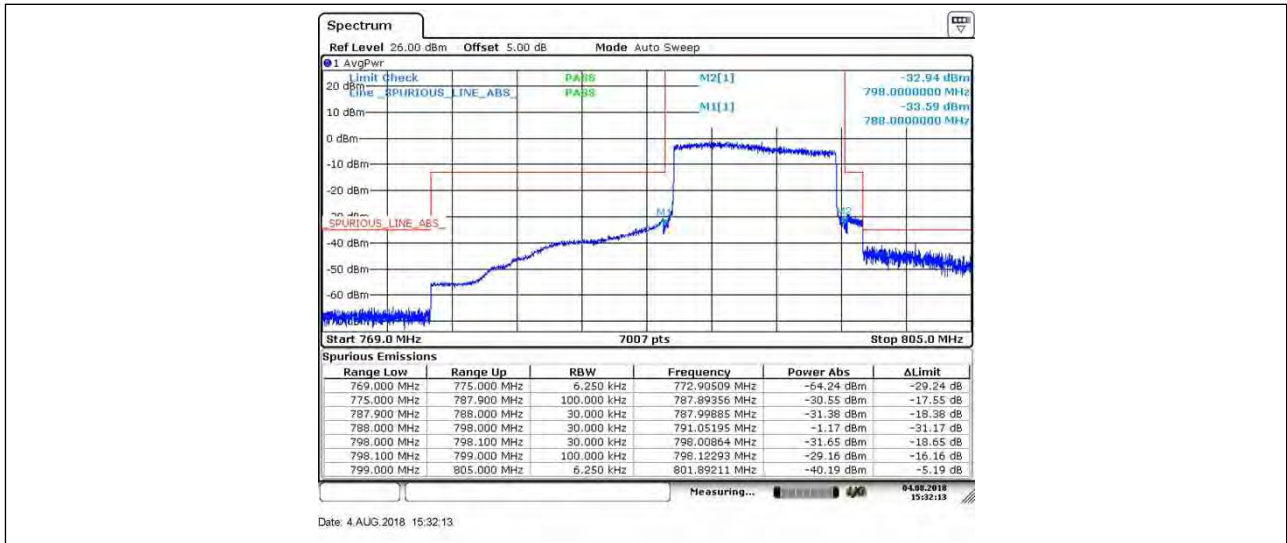
**BAND 14\_10MHz\_QPSK\_23330\_50RB#0**



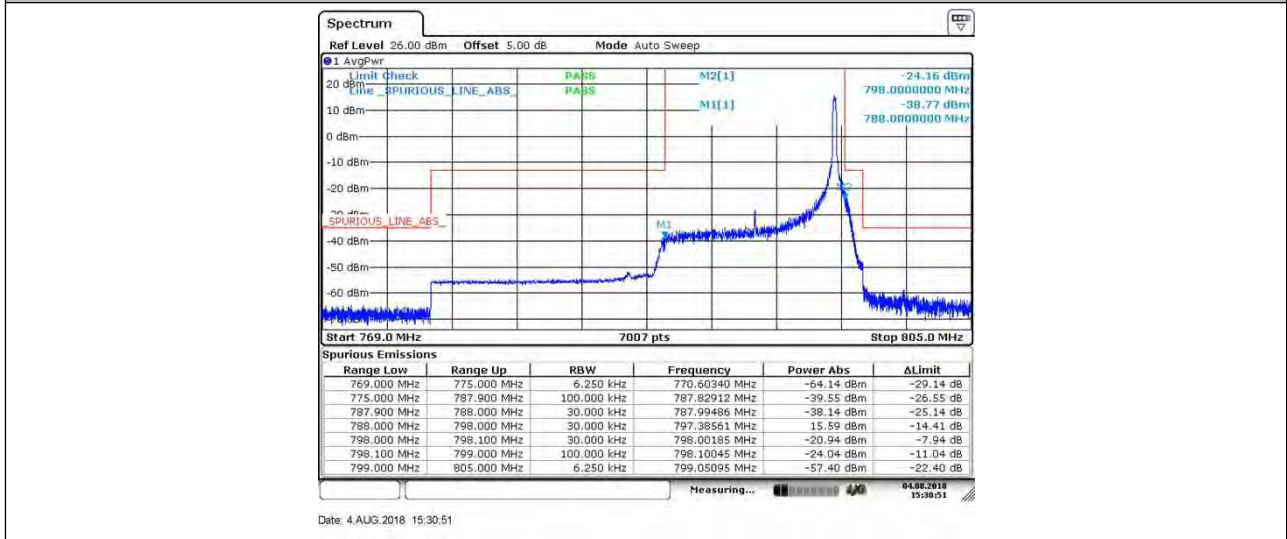
**BAND 14\_10MHz\_16QAM\_23330\_1RB#0**



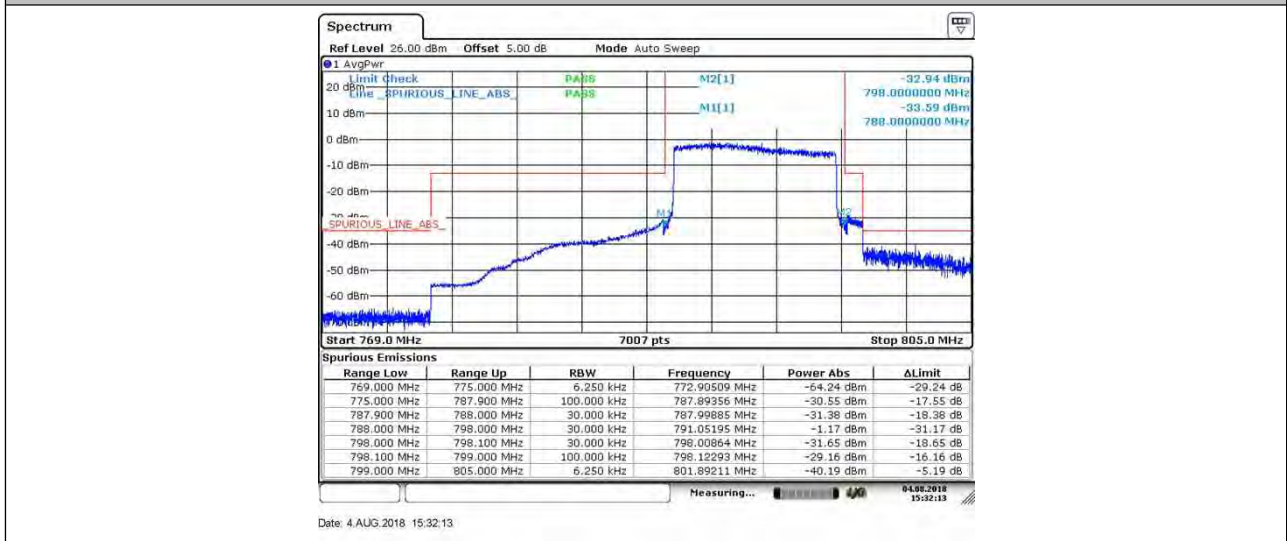
**BAND 14\_10MHz\_16QAM\_23330\_50RB#0**



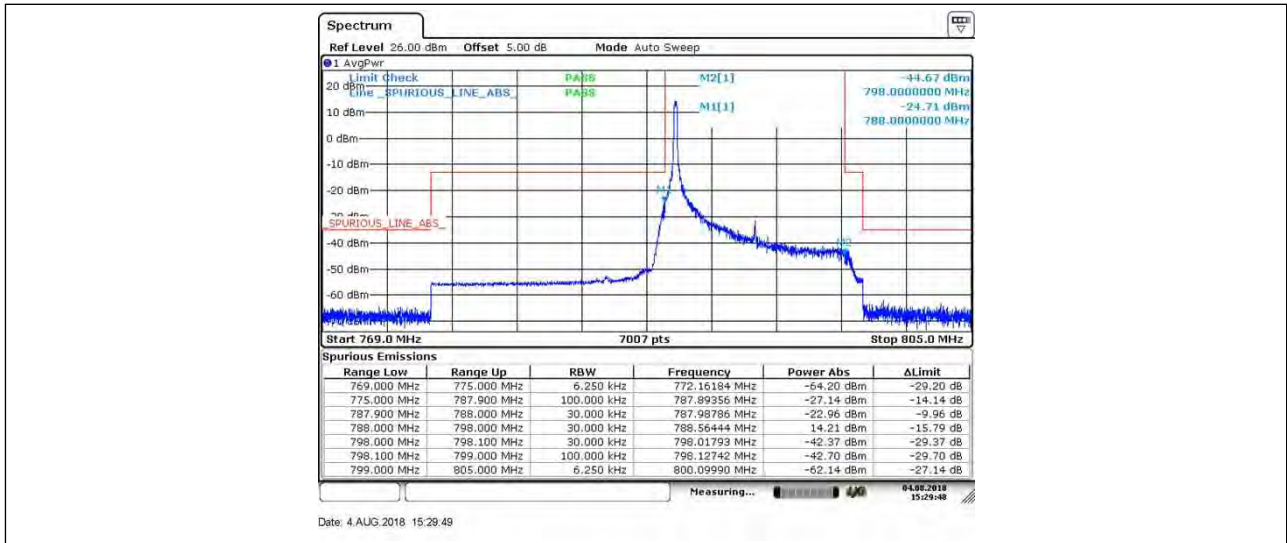
**BAND 14\_10MHz\_16QAM\_23330\_1RB#49**



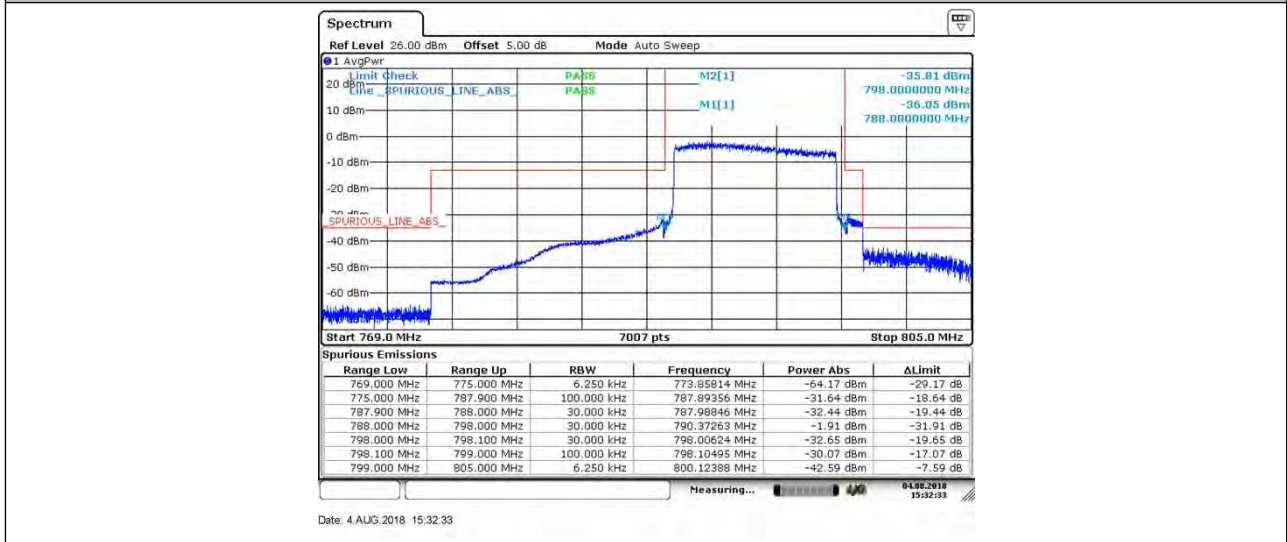
**BAND 14\_10MHz\_16QAM\_23330\_50RB#0**



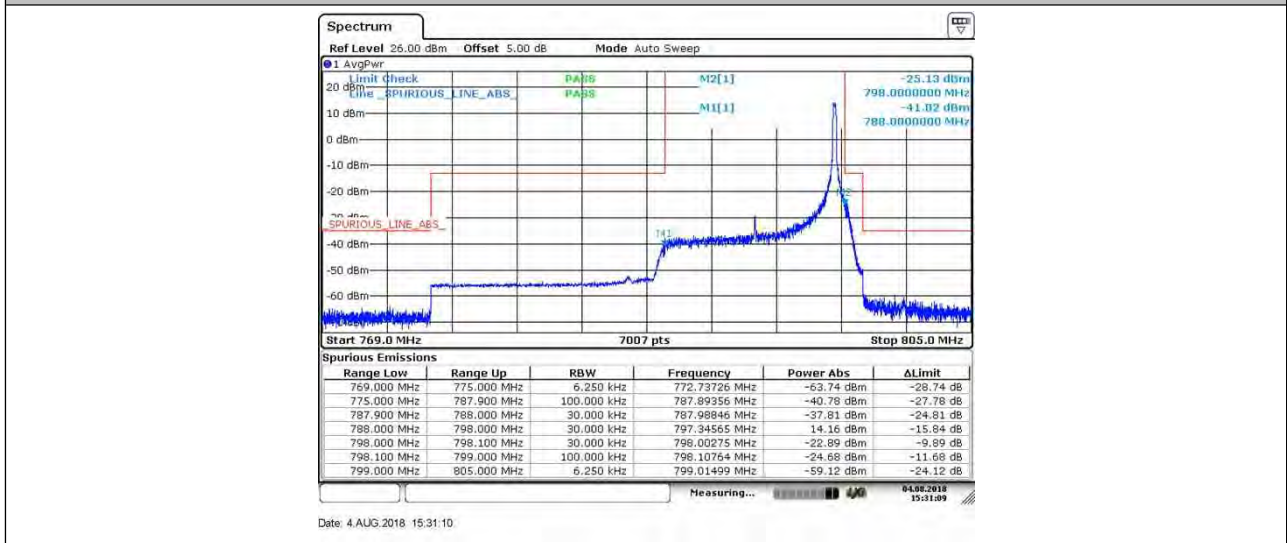
**BAND 14\_10MHz\_64QAM\_23330\_1RB#0**



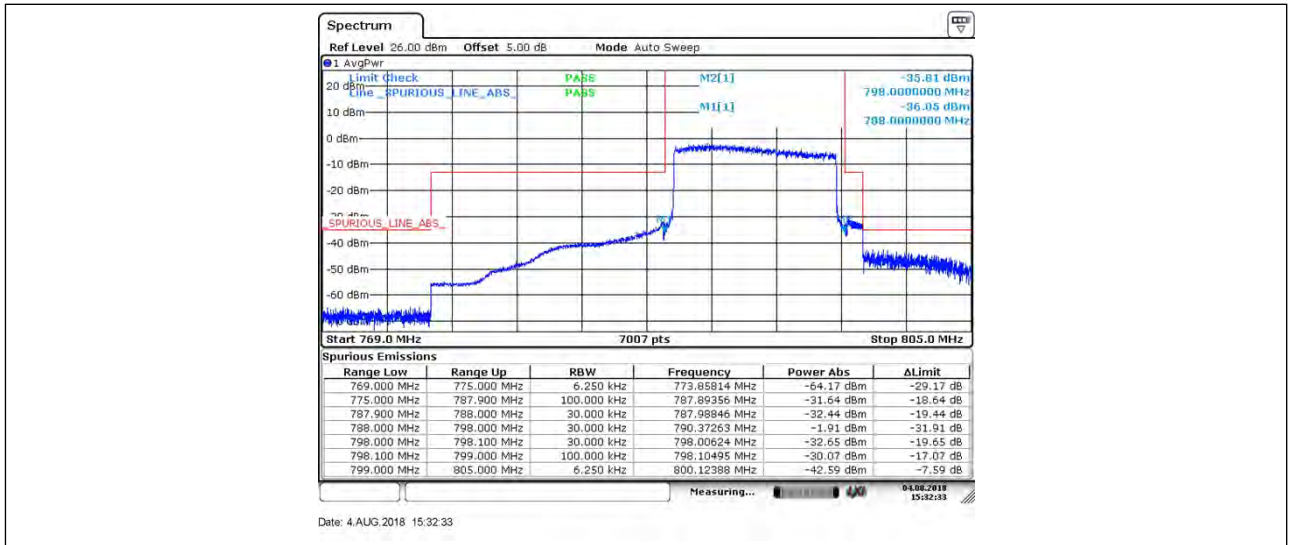
**BAND 14\_10MHz\_64QAM\_23330\_50RB#0**



**BAND 14\_10MHz\_64QAM\_23330\_1RB#49**



**BAND 14\_10MHz\_64QAM\_23330\_50RB#0**





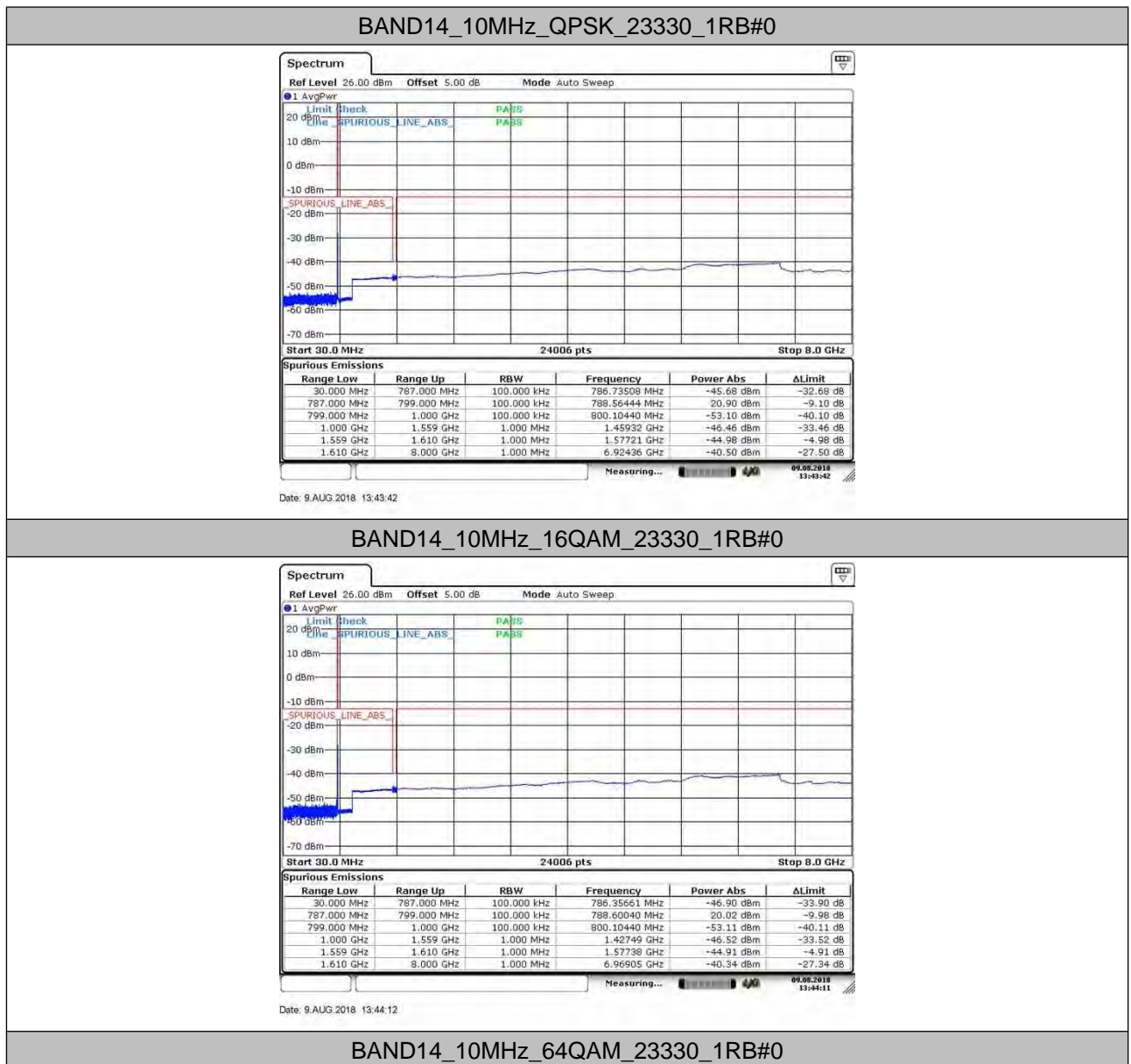


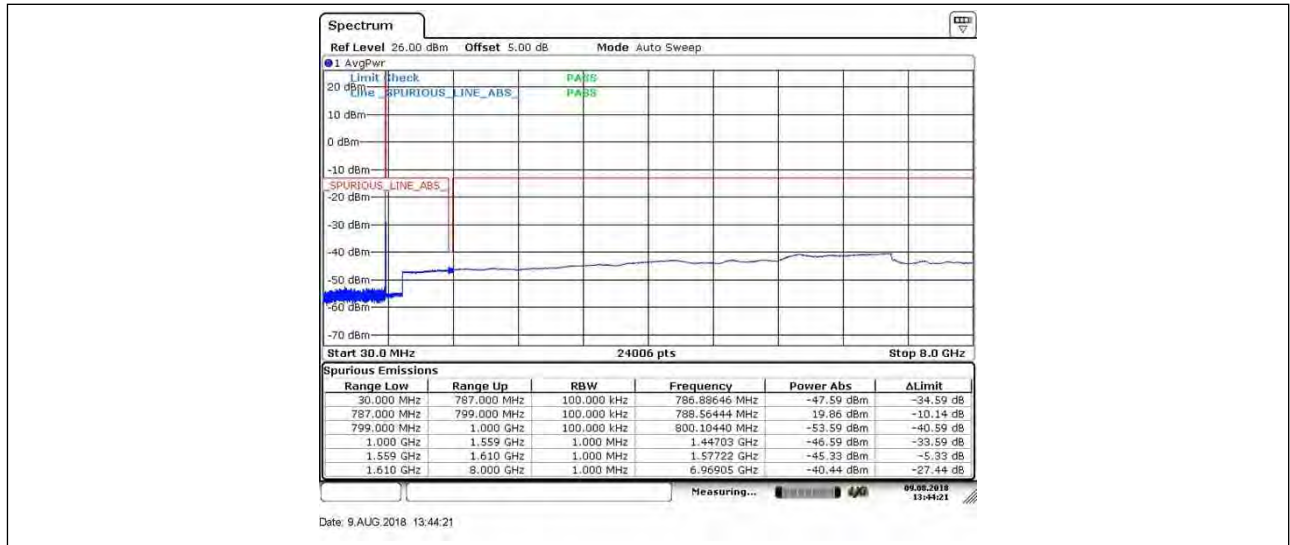
## 7. Spurious Emission at Antenna Terminal

NOTE1: For the averaged unwanted emissions measurements, the measurement points in each sweep is greater than twice the Span/RBW in order to ensure bin-to-bin spacing of  $< RBW/2$  so that narrowband signals are not lost between frequency bins. As to the present test item, the "Measurement Points =  $k * (Span / RBW)$ " with k between 4 and 5, which results in an acceptable level error of less than 0.5 dB.

NOTE2: only the worst case data displayed in this report.

### 7.1. Test Plots







## 8. Field Strength of Spurious Radiation

### 8.1. Test BAND = LTE BAND 14

#### 8.1.1. Test Mode = LTE/TM1 10MHz

##### 8.1.1.1. Test Channel = MCH

Frequency (MHz)	Level (dBm)	Limit Line (dBm)	Margin (dB)	Polarization
65.046667	-81.87	-13.00	68.87	Vertical
104.293333	-85.36	-13.00	72.36	Vertical
316.066667	-86.69	-13.00	73.69	Vertical
1577.000000	-65.69	-40.00	25.69	Vertical
2365.500000	-59.29	-13.00	46.29	Vertical
3058.987500	-69.25	-13.00	56.25	Vertical
62.526667	-77.70	-13.00	64.70	Horizontal
104.293333	-89.87	-13.00	76.87	Horizontal
259.413333	-87.89	-13.00	74.89	Horizontal
1577.000000	-59.46	-40.00	19.46	Horizontal
2359.000000	-59.30	-13.00	46.30	Horizontal
3137.962500	-69.43	-13.00	56.43	Horizontal

#### NOTE:

- 1) All modes are tested, but the data presented above is the worst case. the disturbance below 30MHz was very low, and the above harmonics were the highest point could be found when testing, so only the above harmonics had been displayed.
- 2) We have tested all modulation and all Bandwidth, but only the worst case data presented in this report.



## 9. Frequency Stability

### 9.1. Frequency Vs Voltage

BAND	Bandwidth	Modulation	Channel	RB Configure	Voltage		Deviation (Hz)	Deviation (ppm)	Limit (ppm)	Verdict
					Voltage [Vdc]	Temperature (°C)				
BAND14	10MHz	QPSK	23330	50RB#0	VH	NT	2.60	0.003279	±1.25	PASS
				50RB#0	VL	NT	1.10	0.001387	±1.25	PASS
				50RB#0	VN	NT	2.90	0.003657	±1.25	PASS
		16QAM	23330	50RB#0	VH	NT	1.30	0.001639	±1.25	PASS
				50RB#0	VL	NT	5.20	0.006557	±1.25	PASS
				50RB#0	VN	NT	1.30	0.001639	±1.25	PASS
		64QAM	23330	50RB#0	VH	NT	0.90	0.001135	±1.25	PASS
				50RB#0	VL	NT	2.00	0.002522	±1.25	PASS
				50RB#0	VN	NT	4.60	0.005801	±1.25	PASS

### 9.2. Frequency Vs Temperature

BAND	Bandwidth	Modulation	Channel	RB Configure	Temperature		Deviation (Hz)	Deviation (ppm)	Limit (ppm)	Verdict
					Voltage [Vdc]	Temperature (°C)				
BAND14	10MHz	QPSK	23330	50RB#0	NV	0	1.00	0.001261	±1.25	PASS
				50RB#0	NV	10	3.10	0.003909	±1.25	PASS
				50RB#0	NV	20	2.00	0.002522	±1.25	PASS
				50RB#0	NV	-20	3.40	0.004288	±1.25	PASS
				50RB#0	NV	-30	3.90	0.004918	±1.25	PASS
		16QAM	23330	50RB#0	NV	0	1.30	0.001639	±1.25	PASS
				50RB#0	NV	10	1.90	0.002396	±1.25	PASS
				50RB#0	NV	20	3.10	0.003909	±1.25	PASS
				50RB#0	NV	-20	3.70	0.004666	±1.25	PASS
				50RB#0	NV	-30	2.60	0.003279	±1.25	PASS
		64QAM	23330	50RB#0	NV	0	-0.20	-0.000252	±1.25	PASS
				50RB#0	NV	10	0.80	0.001009	±1.25	PASS
				50RB#0	NV	20	3.20	0.004035	±1.25	PASS
				50RB#0	NV	-20	-0.70	-0.000883	±1.25	PASS
				50RB#0	NV	-30	2.00	0.002522	±1.25	PASS

The End