



FCC RADIO TEST REPORT

FCC ID : B94HNI29CPK
Equipment : Notebook Computer
Brand Name : HP
Model Name : HSN-I29C
Applicant : HP Inc.
1501 Page Mill Road, Palo Alto CA 94304 USA
Standard : 47 CFR Part 2, 22(H), 24(E), 27

The product was received on Mar. 20, 2019 and testing was started from Mar. 28, 2019 and completed on Apr. 16, 2019. We, SPORTON INTERNATIONAL INC. EMC & Wireless Communications Laboratory, would like to declare that the tested sample has been evaluated in accordance with the test procedures given in ANSI / TIA-603-E and has been in compliance with the applicable technical standards.

The report must not be used by the client to claim product certification, approval, or endorsement by TAF or any agency of government.

The test results in this partial report apply exclusively to the tested model / sample. Without written approval of SPORTON INTERNATIONAL INC. EMC & Wireless Communications Laboratory, the test report shall not be reproduced except in full.

Approved by: Jones Tsai

SPORTON INTERNATIONAL INC. EMC & Wireless Communications Laboratory

No. 52, Huaya 1st Rd., Guishan Dist., Taoyuan City, Taiwan (R.O.C.)



Table of Contents

History of this test report.....	3
Summary of Test Result.....	4
1 General Description	5
1.1 Product Feature of Equipment Under Test.....	5
1.2 Modification of EUT	5
1.3 Testing Location	5
1.4 Applicable Standards.....	6
2 Test Configuration of Equipment Under Test	7
2.1 Test Mode.....	7
2.2 Connection Diagram of Test System.....	8
2.3 Support Unit used in test configuration and system	9
2.4 Frequency List of Low/Middle/High Channels	9
3 Conducted Test Items.....	14
3.1 Measuring Instruments	14
3.2 Conducted Output Power and EIRP.....	15
4 Radiated Test Items	16
4.1 Measuring Instruments	16
4.2 Radiated Spurious Emission Measurement	17
5 List of Measuring Equipment.....	18
6 Uncertainty of Evaluation.....	19
Appendix A. Test Results of Conducted Test	
Appendix B. Test Results of EIRP and Radiated Test	
Appendix C. Test Setup Photographs	



Summary of Test Result

Report Clause	Ref Std. Clause	Test Items	Result (PASS/FAIL)	Remark
3.2	§2.1046	Conducted Output Power	Reporting only	-
	§22.913 (a)(2)	Effective Radiated Power (Band 5) (Band 26)	Pass	
	§27.50 (b)(10) §27.50 (c)(10)	Effective Radiated Power (Band 12) (Band 13) (Band 17)		
	§24.232 (c) §27.50 (h)(2)	Equivalent Isotropic Radiated Power (Band 2) (Band 25) (Band 7) (Band 38) (Band 41)		
	§27.50 (d)(4)	Equivalent Isotropic Radiated Power (Band 4) (Band 66)		
4.2	§2.1053 §22.917 (a) §24.238 (a) §27.53 (c)(2) §27.53 (f) §27.53 (g) §27.53 (h)	Radiated Spurious Emission (Band 2) (Band 4) (Band 5) (Band 12) (Band 13) (Band 17) (Band 25) (Band 26) (Band 66)	Pass	Under limit 18.00 dB at 110338.000 MHz
	§2.1053 §27.53 (m)(4)	Radiated Spurious Emission (Band 7) (Band 38) (Band 41)		

Declaration of Conformity:
The test results with all measurement uncertainty excluded are presented in accordance with the regulation limits or requirements declared by manufacturers.
Comments and Explanations:
The declared of product specification for EUT presented in the report are provided by the manufacturer, and the manufacturer takes all the responsibilities for the accuracy of product specification.

Reviewed by: Wii Chang

Report Producer: Yimin Ho



1 General Description

1.1 Product Feature of Equipment Under Test

WCDMA/LTE

Product Specification subjective to this standard	
Integrated WWAN Module	Brand Name: Fibocom Model Name: L860-GL
Antenna Type	WWAN: <Ant 1.>: PIFA Antenna <Ant 2.>: PIFA Antenna

1.2 Modification of EUT

No modifications are made to the EUT during all test items.

1.3 Testing Location

Test Site	SPORTON INTERNATIONAL INC.
Test Site Location	No.52, Huaya 1st Rd., Guishan Dist., Taoyuan City, Taiwan (R.O.C.) TEL: +886-3-327-3456 FAX: +886-3-328-4978
Test Site No.	Sporton Site No. TH05-HY
Test Engineer	George Chen
Temperature	24~25°C
Relative Humidity	50~52%

Note: The test site complies with ANSI C63.4 2014 requirement.

Test Site	SPORTON INTERNATIONAL INC.
Test Site Location	No.58, Aly. 75, Ln. 564, Wenhua 3rd, Rd., Guishan Dist., Taoyuan City, Taiwan (R.O.C.) TEL: +886-3-327-0868 FAX: +886-3-327-0855
Test Site No.	Sporton Site No. 03CH15-HY
Test Engineer	Watt Tseng, Karl Hou, and BigShow Wang
Temperature	23~24°C
Relative Humidity	55~56%

Note: The test site complies with ANSI C63.4 2014 requirement.

FCC Designation No. TW1190 and TW0007



1.4 Applicable Standards

According to the specifications of the manufacturer, the EUT must comply with the requirements of the following standards:

- ♦ ANSI C63.26-2015
- ♦ ANSI / TIA-603-E
- ♦ 47 CFR Part 2, 22(H), 24(E),
- ♦ FCC KDB 971168 D01 Power Meas. License Digital Systems v03r01
- ♦ FCC KDB 412172 D01 Determining ERP and EIRP v01r01

Remark: All test items were verified and recorded according to the standards and without any deviation during the test.



2 Test Configuration of Equipment Under Test

2.1 Test Mode

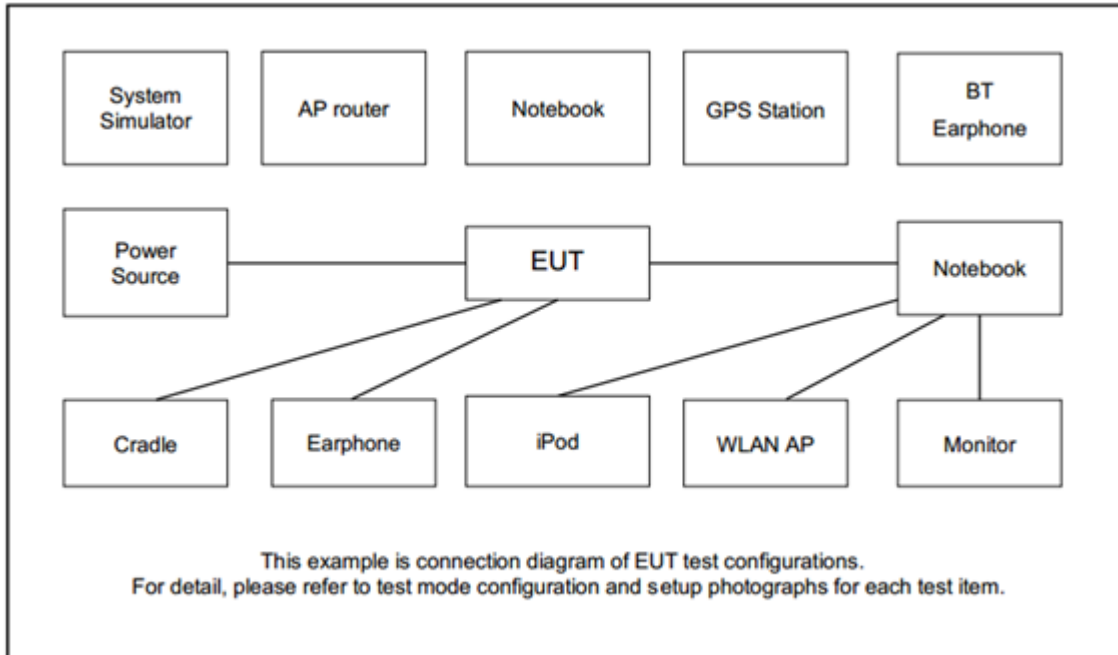
Antenna port conducted and radiated test items listed below are performed according to KDB 971168 D01 Power Meas. License Digital Systems v03r01 with maximum output power.

For radiated measurement, pre-scanned in Notebook type and three orthogonal panels, X, Y, Z. The worst cases (Notebook type) were recorded in this report.

Test Items	Band	Bandwidth (MHz)						Modulation			RB #			Test Channel		
		1.4	3	5	10	15	20	QPSK	16QAM	64QAM	1	Half	Full	L	M	H
Max. Output Power	2	v	v	v	v	v	v	v	v	v	v	v	v	v	v	v
	4	v	v	v	v	v	v	v	v	v	v	v	v	v	v	v
	5	v	v	v	v	-	-	v	v	v	v	v	v	v	v	v
	7	-	-	v	v	v	v	v	v	v	v	v	v	v	v	v
	12	v	v	v	v	-	-	v	v	v	v	v	v	v	v	v
	13	-	-	v	v	-	-	v	v	v	v	v	v	v	v	v
	17	-	-	v	v	-	-	v	v	v	v	v	v	v	v	v
	25	v	v	v	v	v	v	v	v	v	v	v	v	v	v	v
	26	v	v	v	v	v	-	v	v	v	v	v	v	v	v	v
	38	-	-	v	v	v	v	v	v	v	v	v	v	v	v	v
	41	-	-	v	v	v	v	v	v	v	v	v	v	v	v	v
	66	v	v	v	v	v	v	v	v	v	v	v	v	v	v	v
E.R.PE.I.R. P	2	v	v	v	v	v	v	v	v	v	v			v	v	v
	4	v	v	v	v	v	v	v	v	v	v			v	v	v
	5	v	v	v	v	-	-	v	v	v	v			v	v	v
	7	-	-	v	v	v	v	v	v	v	v			v	v	v
	12	v	v	v	v	-	-	v	v	v	v			v	v	v
	13	-	-	v	v	-	-	v	v	v	v			v	v	v
	17	-	-	v	v	-	-	v	v	v	v			v	v	v
	25	v	v	v	v	v	v	v	v	v	v			v	v	v
	26	v	v	v	v	v	-	v	v	v	v			v	v	v
	38	-	-	v	v	v	v	v	v	v	v			v	v	v
	41	-	-	v	v	v	v	v	v	v	v			v	v	v
	66	v	v	v	v	v	v	v	v	v	v			v	v	v

Test Items	Band	Bandwidth (MHz)						Modulation			RB #			Test Channel		
		1.4	3	5	10	15	20	QPSK	16QAM	64QAM	1	Half	Full	L	M	H
Radiated Spurious Emission	2	Worst Case											v	v	v	
	4	Worst Case											v	v	v	
	5	Worst Case											v	v	v	
	7	Worst Case											v	v	v	
	12	Worst Case											v	v	v	
	13	Worst Case											v	v	v	
	17	Worst Case											v	v	v	
	25	Worst Case											v	v	v	
	26	Worst Case											v	v	v	
	38	Worst Case											v	v	v	
	41	Worst Case											v	v	v	
66	Worst Case											v	v	v		
Remark	<ol style="list-style-type: none"> 1. The mark "v" means that this configuration is chosen for testing 2. The mark "-" means that this bandwidth is not supported. 3. The device is investigated from 30MHz to 10 times of fundamental signal for radiated spurious emission test under different RB size/offset and modulations in exploratory test. Subsequently, only the worst case emissions are reported. 															

2.2 Connection Diagram of Test System





2.3 Support Unit used in test configuration and system

Item	Equipment	Trade Name	Model No.	FCC ID	Data Cable	Power Cord
1.	System Simulator	Anritsu	MT8820C	N/A	N/A	Unshielded, 1.8 m
2.	iPod Earphone	Apple	N/A	Verification	Unshielded, 1.0 m	N/A

2.4 Frequency List of Low/Middle/High Channels

LTE Band 2 Channel and Frequency List				
BW [MHz]	Channel/Frequency(MHz)	Lowest	Middle	Highest
20	Channel	18700	18900	19100
	Frequency	1860	1880	1900
15	Channel	18675	18900	19125
	Frequency	1857.5	1880	1902.5
10	Channel	18650	18900	19150
	Frequency	1855	1880	1905
5	Channel	18625	18900	19175
	Frequency	1852.5	1880	1907.5
3	Channel	18615	18900	19185
	Frequency	1851.5	1880	1908.5
1.4	Channel	18607	18900	19193
	Frequency	1850.7	1880	1909.3

LTE Band 4 Channel and Frequency List				
BW [MHz]	Channel/Frequency(MHz)	Lowest	Middle	Highest
20	Channel	20050	20175	20300
	Frequency	1720	1732.5	1745
15	Channel	20025	20175	20325
	Frequency	1717.5	1732.5	1747.5
10	Channel	20000	20175	20350
	Frequency	1715	1732.5	1750
5	Channel	19975	20175	20375
	Frequency	1712.5	1732.5	1752.5
3	Channel	19965	20175	20385
	Frequency	1711.5	1732.5	1753.5
1.4	Channel	19957	20175	20393
	Frequency	1710.7	1732.5	1754.3



LTE Band 5 Channel and Frequency List				
BW [MHz]	Channel/Frequency(MHz)	Lowest	Middle	Highest
10	Channel	20450	20525	20600
	Frequency	829	836.5	844
5	Channel	20425	20525	20625
	Frequency	826.5	836.5	846.5
3	Channel	20415	20525	20635
	Frequency	825.5	836.5	847.5
1.4	Channel	20407	20525	20643
	Frequency	824.7	836.5	848.3

LTE Band 7 Channel and Frequency List				
BW [MHz]	Channel/Frequency(MHz)	Lowest	Middle	Highest
20	Channel	20850	21100	21350
	Frequency	2510	2535	2560
15	Channel	20825	21100	21375
	Frequency	2507.5	2535	2562.5
10	Channel	20800	21100	21400
	Frequency	2505	2535	2565
5	Channel	20775	21100	21425
	Frequency	2502.5	2535	2567.5

LTE Band 12 Channel and Frequency List				
BW [MHz]	Channel/Frequency(MHz)	Lowest	Middle	Highest
10	Channel	23060	23095	23130
	Frequency	704	707.5	711
5	Channel	23035	23095	23155
	Frequency	701.5	707.5	713.5
3	Channel	23025	23095	23165
	Frequency	700.5	707.5	714.5
1.4	Channel	23017	23095	23173
	Frequency	699.7	707.5	715.3



LTE Band 13 Channel and Frequency List				
BW [MHz]	Channel/Frequency(MHz)	Lowest	Middle	Highest
10	Channel	-	23230	-
	Frequency	-	782	-
5	Channel	23205	23230	23255
	Frequency	779.5	782	784.5

LTE Band 17 Channel and Frequency List				
BW [MHz]	Channel/Frequency(MHz)	Lowest	Middle	Highest
10	Channel	23780	23790	23800
	Frequency	709	710	711
5	Channel	23755	23790	23825
	Frequency	706.5	710	713.5

LTE Band 25 Channel and Frequency List				
BW [MHz]	Channel/Frequency(MHz)	Lowest	Middle	Highest
20	Channel	26140	26340	26590
	Frequency	1860	1880	1905
15	Channel	26115	26340	26615
	Frequency	1857.5	1880	1907.5
10	Channel	26090	26340	26640
	Frequency	1855	1880	1910
5	Channel	26065	26340	26665
	Frequency	1852.5	1880	1912.5
3	Channel	26055	26340	26675
	Frequency	1851.5	1880	1913.5
1.4	Channel	26047	26340	26683
	Frequency	1850.7	1880	1914.3



LTE Band 26 Channel and Frequency List				
BW [MHz]	Channel/Frequency(MHz)	Lowest	Middle	Highest
15	Channel	26865	26915	26965
	Frequency	831.5	836.5	841.5
10	Channel	26840	26915	26990
	Frequency	829.0	836.5	844.0
5	Channel	26815	26915	27015
	Frequency	826.5	836.5	846.5
3	Channel	26805	26915	27025
	Frequency	825.5	836.5	847.5
1.4	Channel	26797	26915	27033
	Frequency	824.7	836.5	848.3

LTE Band 38 Channel and Frequency List				
BW [MHz]	Channel/Frequency(MHz)	Lowest	Middle	Highest
20	Channel	37850	38000	38150
	Frequency	2580.0	2595.0	2610.0
15	Channel	37825	38000	38175
	Frequency	2577.5	2595.0	2612.5
10	Channel	37800	38000	38200
	Frequency	2575.0	2595.0	2615.0
5	Channel	37775	38000	38225
	Frequency	2572.5	2595.0	2617.5

LTE Band 41 Channel and Frequency List				
BW [MHz]	Channel/Frequency(MHz)	Lowest	Middle	Highest
20	Channel	39750	40620	41490
	Frequency	2506.0	2593.0	2680.0
15	Channel	39725	40620	41515
	Frequency	2503.5	2593.0	2682.5
10	Channel	39700	40620	41540
	Frequency	2501.0	2593.0	2685.0
5	Channel	39675	40620	41565
	Frequency	2498.5	2593.0	2687.5



LTE Band 66 Channel and Frequency List				
BW [MHz]	Channel/Frequency(MHz)	Lowest	Middle	Highest
20	Channel	132072	132322	132572
	Frequency	1720	1745	1770
15	Channel	132047	132322	132597
	Frequency	1717.5	1745	1772.5
10	Channel	132022	132322	132622
	Frequency	1715	1745	1775
5	Channel	131997	132322	132647
	Frequency	1712.5	1745	1777.5
3	Channel	131987	132322	132657
	Frequency	1711.5	1745	1778.5
1.4	Channel	131979	132322	132665
	Frequency	1710.7	1745	1779.3

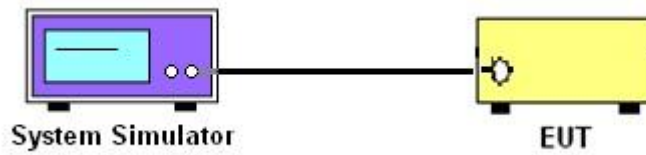
3 Conducted Test Items

3.1 Measuring Instruments

See list of measuring instruments of this test report.

3.1.1 Test Setup

3.1.2 Conducted Output Power



3.1.3 Test Result of Conducted Test

Please refer to Appendix A.



3.2 Conducted Output Power and EIRP

3.2.1 Description of the Conducted Output Power Measurement and EIRP Measurement

A system simulator was used to establish communication with the EUT. Its parameters were set to force the EUT transmitting at maximum output power. The measured power in the radio frequency on the transmitter output terminals shall be reported.

The ERP of mobile transmitters must not exceed 7 Watts for LTE Band 5 and Band 26.

The ERP of mobile transmitters must not exceed 3 Watts for LTE Band 12 and Band 13 and Band 17.

The EIRP of mobile transmitters must not exceed 2 Watts for LTE Band 2 and Band 25 and Band 7 and Band 38 and Band 41.

The EIRP of mobile transmitters must not exceed 1 Watts for LTE Band 4 and Band 66.

According to KDB 412172 D01 Power Approach,

$EIRP = P_T + G_T - L_C$, $ERP = EIRP - 2.15$, where

P_T = transmitter output power in dBm

G_T = gain of the transmitting antenna in dBi

L_C = signal attenuation in the connecting cable between the transmitter and antenna in dB

3.2.2 Test Procedures

1. The transmitter output port was connected to the system simulator.
2. Set EUT at maximum power through the system simulator.
3. Select lowest, middle, and highest channels for each band and different modulation.
4. Measure and record the power level from the system simulator.

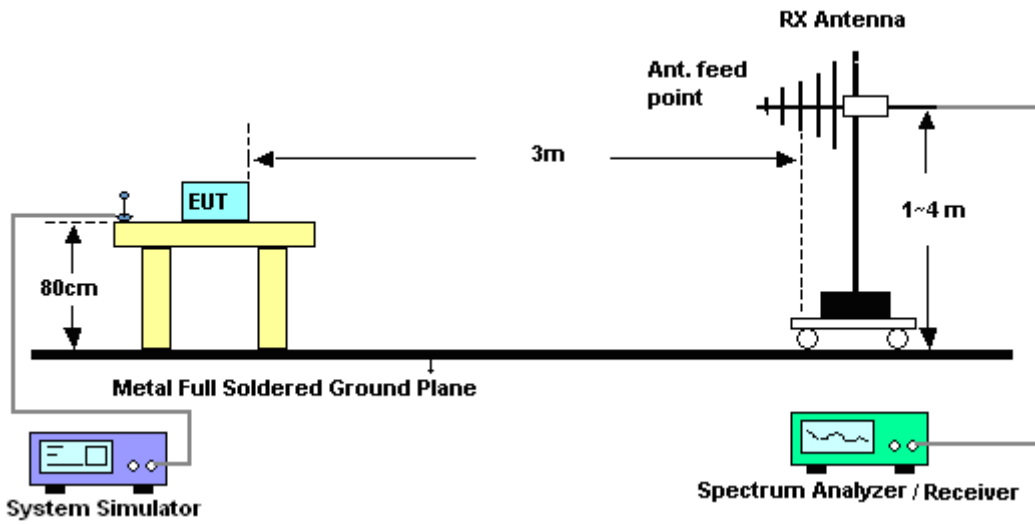
4 Radiated Test Items

4.1 Measuring Instruments

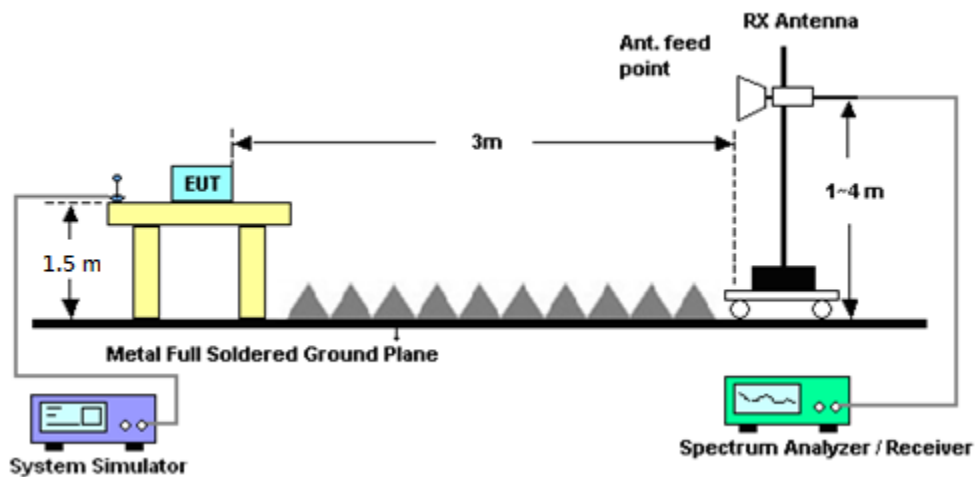
See list of measuring instruments of this test report.

4.1.1 Test Setup

For radiated test from 30MHz to 1GHz



For radiated test above 1GHz



4.1.2 Test Result of Radiated Test

Please refer to Appendix B.



4.2 Radiated Spurious Emission Measurement

4.2.1 Description of Radiated Spurious Emission Measurement

The radiated spurious emission was measured by substitution method according to ANSI / TIA-603-E. The power of any emission outside of the authorized operating frequency ranges must be attenuated below the transmitter power (P) by a factor of at least $43 + 10 \log (P)$ dB.

For Band 7, 38, 41

The power of any emission outside of the authorized operating frequency ranges must be attenuated below the transmitter power (P) by a factor of at least $55 + 10 \log (P)$ dB.

For LTE Band 13

For operations in the 746-758 MHz, 775-788 MHz, and 805-806 MHz bands, emissions in the band 1559-1610 MHz shall be limited to -70 dBW/MHz equivalent isotropically radiated power (EIRP) for wideband signals, and -80 dBW EIRP for discrete emissions of less than 700 Hz bandwidth.

The spectrum is scanned from 30 MHz up to a frequency including its 10th harmonic.

4.2.2 Test Procedures

The testing follows FCC KDB 971168 D01 v03r01 Section 5.8 and ANSI / TIA-603-E Section 2.2.12.

1. The EUT was placed on a turntable with 0.8 meter for frequency below 1GHz and 1.5 meter for frequency above 1GHz respectively above ground.
2. The EUT was set 3 meters from the receiving antenna, which was mounted on the antenna tower.
3. The table was rotated 360 degrees to determine the position of the highest spurious emission.
4. The height of the receiving antenna is varied between one meter and four meters to search the maximum spurious emission for both horizontal and vertical polarizations.
5. Make the measurement with the spectrum analyzer's RBW = 1MHz, VBW = 3MHz, taking the record of maximum spurious emission.
6. A horn antenna was substituted in place of the EUT and was driven by a signal generator.
7. Tune the output power of signal generator to the same emission level with EUT maximum spurious emission.
8. Taking the record of output power at antenna port.
9. Repeat step 7 to step 8 for another polarization.
10. The RF fundamental frequency should be excluded against the limit line in the operating frequency band.

The limit line is derived from $43 + 10\log(P)$ dB below the transmitter power P(Watts)

11. For Band 7, 38, 41:

The limit line is derived from $55 + 10\log(P)$ dB below the transmitter power P(Watts)

$EIRP \text{ (dBm)} = S.G. \text{ Power} - Tx \text{ Cable Loss} + Tx \text{ Antenna Gain}$

$ERP \text{ (dBm)} = EIRP - 2.15$



5 List of Measuring Equipment

Instrument	Manufacturer	Model No.	Serial No.	Characteristics	Calibration Date	Test Date	Due Date	Remark
Preamplifier	EMEC	EM18G40G	060715	18GHz ~ 40GHz	Dec. 06, 2018	Apr. 13, 2019~ Apr. 16, 2019	Dec. 05, 2019	Radiation (03CH15-HY)
Loop Antenna	Rohde & Schwarz	HFH2-Z2	100488	9 kHz~30 MHz	Jan. 07, 2019	Apr. 13, 2019~ Apr. 16, 2019	Jan. 06, 2020	Radiation (03CH15-HY)
SHF-EHF Horn Antenna	SCHWARZBECK	BBHA 9170	BBHA9170 576	18GHz ~ 40GHz	May 08, 2018	Apr. 13, 2019~ Apr. 16, 2019	May 07, 2019	Radiation (03CH15-HY)
Amplifier	SONOMA	310N	363440	9kHz~1GHz	Dec. 28, 2018	Apr. 13, 2019~ Apr. 16, 2019	Dec. 27, 2019	Radiation (03CH15-HY)
Bilog Antenna	TESEQ	CBL6111D&0 0800N1D01N- 06	41912&05	30MHz to 1GHz	Feb. 12, 2019	Apr. 13, 2019~ Apr. 16, 2019	Feb. 11, 2020	Radiation (03CH15-HY)
Horn Antenna	SCHWARZBECK	BBHA 9120D	9120D-162 0	1G~18GHz	Oct. 17, 2018	Apr. 13, 2019~ Apr. 16, 2019	Oct. 16, 2019	Radiation (03CH15-HY)
Preamplifier	Keysight	83017A	MY532701 95	1GHz~26.5GHz	Aug. 23, 2018	Apr. 13, 2019~ Apr. 16, 2019	Aug. 22, 2019	Radiation (03CH15-HY)
Preamplifier	Jet-Power	JPA0118-55-3 03	171000180 00550006	1GHz~18GHz	Jul. 10, 2018	Apr. 13, 2019~ Apr. 16, 2019	Jul. 09, 2019	Radiation (03CH15-HY)
Spectrum Analyzer	Agilent	E4446A	MY501801 36	3Hz~44GHz	Apr. 25, 2018	Apr. 13, 2019~ Apr. 16, 2019	Apr. 24, 2019	Radiation (03CH15-HY)
Antenna Mast	ChainTek	MBS-520-1	N/A	1m~4m	N/A	Apr. 13, 2019~ Apr. 16, 2019	N/A	Radiation (03CH15-HY)
Turn Table	ChainTek	T-200-S-1	N/A	0~360 Degree	N/A	Apr. 13, 2019~ Apr. 16, 2019	N/A	Radiation (03CH15-HY)
SHF-EHF Horn Antenna	SCHWARZBECK	BBHA 9170	BBHA9170 251	18GHz- 40GHz	Nov. 20, 2018	Apr. 13, 2019~ Apr. 16, 2019	Nov. 19, 2019	Radiation (03CH15-HY)
Signal Generator	Rohde & Schwarz	SMF100A	101107	100kHz~40GHz	May 22, 2018	Apr. 13, 2019~ Apr. 16, 2019	May 21, 2019	Radiation (03CH15-HY)
Horn Antenna	SCHWARZBECK	BBHA 9120 D	9120D-152 2	1G~18GHz	Sep. 07, 2018	Apr. 13, 2019~ Apr. 16, 2019	Sep. 06, 2019	Radiation (03CH15-HY)
Software	Audix	E3 6.2009-8-24	RK-00045 1	N/A	N/A	Apr. 13, 2019~ Apr. 16, 2019	N/A	Radiation (03CH15-HY)
Base Station	Anritsu	MT8820C	620110750 9	-	Mar. 02, 2018	Mar. 28, 2019	Mar. 01, 2020	Conducted (TH05-HY)



6 Uncertainty of Evaluation

Uncertainty of Radiated Emission Measurement (30 MHz ~ 1000 MHz)

Measuring Uncertainty for a Level of Confidence of 95% ($U = 2Uc(y)$)	3.37
---	------

Uncertainty of Radiated Emission Measurement (1 GHz ~ 18 GHz)

Measuring Uncertainty for a Level of Confidence of 95% ($U = 2Uc(y)$)	3.67
---	------

Uncertainty of Radiated Emission Measurement (18 GHz ~ 40 GHz)

Measuring Uncertainty for a Level of Confidence of 95% ($U = 2Uc(y)$)	4.03
---	------



Appendix A. Test Results of Conducted Test

Conducted Output Power(Average power)

LTE Band 2 Maximum Average Power [dBm]						
BW [MHz]	RB Size	RB Offset	Mod	Lowest	Middle	Highest
20	1	0	QPSK	23.06	23.46	23.25
20	1	49		22.96	23.36	23.19
20	1	99		23.02	23.21	23.02
20	50	0		22.20	22.33	22.24
20	50	24		22.03	22.32	22.18
20	50	50		22.12	22.32	22.18
20	100	0		22.09	22.46	22.26
20	1	0	16-QAM	22.38	22.67	22.36
20	1	49		22.35	22.60	22.48
20	1	99		22.52	22.50	22.20
20	50	0		21.06	21.26	21.15
20	50	24		21.10	21.37	21.23
20	50	50		21.19	21.36	21.25
20	100	0		21.12	21.48	21.27
20	1	0	64-QAM	21.39	21.58	21.39
20	1	49		21.31	21.56	21.44
20	1	99		21.48	21.46	21.26
20	50	0		20.11	20.26	20.15
20	50	24		20.12	20.34	20.23
20	50	50		20.23	20.34	20.25
20	100	0		20.15	20.44	20.25
15	1	0	QPSK	23.12	23.40	23.14
15	1	37		23.05	23.41	23.24
15	1	74		23.19	23.33	23.00
15	36	0		22.08	22.37	22.22
15	36	20		22.07	22.52	22.26
15	36	39		22.11	22.42	22.22
15	75	0		22.09	22.56	22.30
15	1	0	16-QAM	22.38	22.66	22.40
15	1	37		22.25	22.77	22.50
15	1	74		22.45	22.55	22.16
15	36	0		21.12	21.40	21.31
15	36	20		21.11	21.54	21.32
15	36	39		21.14	21.45	21.24
15	75	0		21.10	21.54	21.32
15	1	0	64-QAM	21.30	21.61	21.36
15	1	37		21.24	21.72	21.49
15	1	74		21.40	21.55	21.30
15	36	0		20.09	20.43	20.32
15	36	20		20.07	20.53	20.34
15	36	39		20.08	20.44	20.27
15	75	0		20.04	20.50	20.32



LTE Band 2 Maximum Average Power [dBm]						
BW [MHz]	RB Size	RB Offset	Mod	Lowest	Middle	Highest
10	1	0	QPSK	23.16	23.34	23.24
10	1	25		23.03	23.39	23.23
10	1	49		23.11	23.40	22.95
10	25	0		22.12	22.37	22.26
10	25	12		22.09	22.43	22.27
10	25	25		22.08	22.49	22.21
10	50	0		22.09	22.48	22.24
10	1	0	16-QAM	22.45	22.60	22.52
10	1	25		22.30	22.71	22.47
10	1	49		22.39	22.69	22.18
10	25	0		21.19	21.43	21.35
10	25	12		21.17	21.49	21.36
10	25	25		21.16	21.55	21.25
10	50	0		21.13	21.54	21.31
10	1	0	64-QAM	21.44	21.56	21.49
10	1	25		21.31	21.68	21.45
10	1	49		21.36	21.66	21.32
10	25	0		20.19	20.43	20.36
10	25	12		20.17	20.49	20.36
10	25	25		20.16	20.51	20.28
10	50	0		20.13	20.51	20.33
5	1	0	QPSK	23.45	23.45	23.36
5	1	12		23.40	23.45	23.45
5	1	24		23.38	23.34	23.28
5	12	0		22.62	22.83	22.67
5	12	7		22.53	22.89	22.65
5	12	13		22.51	22.89	22.63
5	25	0		22.50	22.87	22.66
5	1	0	16-QAM	22.69	22.88	22.83
5	1	12		22.61	22.98	22.70
5	1	24		22.59	22.97	22.51
5	12	0		21.68	21.89	21.69
5	12	7		21.59	21.91	21.67
5	12	13		21.59	21.91	21.65
5	25	0		21.58	21.91	21.67
5	1	0	64-QAM	21.72	21.82	21.83
5	1	12		21.59	21.98	21.71
5	1	24		21.65	21.97	21.62
5	12	0		20.71	20.94	20.78
5	12	7		20.64	21.00	20.77
5	12	13		20.69	20.99	20.76
5	25	0		20.66	20.95	20.73



LTE Band 2 Maximum Average Power [dBm]						
BW [MHz]	RB Size	RB Offset	Mod	Lowest	Middle	Highest
3	1	0	QPSK	23.30	23.42	23.32
3	1	8		23.30	23.28	23.38
3	1	14		23.26	23.18	23.23
3	8	0		22.52	22.65	22.50
3	8	4		22.38	22.69	22.47
3	8	7		22.36	22.87	22.58
3	15	0		22.36	22.67	22.59
3	1	0	16-QAM	22.62	22.88	22.69
3	1	8		22.57	22.87	22.62
3	1	14		22.51	22.83	22.45
3	8	0		21.65	21.84	21.49
3	8	4		21.40	21.83	21.64
3	8	7		21.47	21.90	21.45
3	15	0		21.45	21.71	21.63
3	1	0	64-QAM	21.64	21.62	21.76
3	1	8		21.41	21.89	21.56
3	1	14		21.47	21.95	21.54
3	8	0		20.59	20.84	20.75
3	8	4		20.57	20.81	20.76
3	8	7		20.67	20.95	20.63
3	15	0		20.59	20.78	20.62
1.4	1	0	QPSK	23.23	23.37	23.31
1.4	1	3		23.23	23.20	23.31
1.4	1	5		23.18	23.11	23.19
1.4	3	0		23.28	23.36	23.26
1.4	3	1		23.25	23.28	23.34
1.4	3	3		23.25	23.08	23.15
1.4	6	0		22.52	22.80	22.60
1.4	1	0	16-QAM	22.50	22.88	22.62
1.4	1	3		22.50	22.88	22.54
1.4	1	5		22.43	22.78	22.60
1.4	3	0		22.58	22.76	22.67
1.4	3	1		22.46	22.80	22.61
1.4	3	3		22.43	22.84	22.56
1.4	6	0		21.63	21.89	21.67
1.4	1	0	64-QAM	21.50	21.81	21.59
1.4	1	3		21.52	21.91	21.64
1.4	1	5		21.53	21.85	21.65
1.4	3	0		21.63	21.81	21.83
1.4	3	1		21.51	21.93	21.69
1.4	3	3		21.60	21.89	21.56
1.4	6	0		20.61	20.89	20.78



LTE Band 25 Maximum Average Power [dBm]						
BW [MHz]	RB Size	RB Offset	Mod	Lowest	Middle	Highest
20	1	0	QPSK	23.10	23.25	23.17
20	1	49		23.06	23.24	23.02
20	1	99		23.05	23.20	23.15
20	50	0		22.31	22.42	22.25
20	50	24		22.19	22.39	22.21
20	50	50		22.19	22.40	22.12
20	100	0		22.21	22.41	22.33
20	1	0	16-QAM	22.47	22.47	22.40
20	1	49		22.42	22.62	22.60
20	1	99		22.44	22.56	22.46
20	50	0		21.34	21.40	21.36
20	50	24		21.26	21.41	21.38
20	50	50		21.25	21.42	21.19
20	100	0		21.25	21.41	21.38
20	1	0	64-QAM	21.40	21.49	21.44
20	1	49		21.37	21.60	21.57
20	1	99		21.45	21.56	21.45
20	50	0		20.37	20.42	20.35
20	50	24		20.29	20.41	20.37
20	50	50		20.28	20.42	20.18
20	100	0		20.26	20.41	20.36
15	1	0	QPSK	22.95	23.02	23.01
15	1	37		23.06	23.18	23.04
15	1	74		23.00	23.18	23.09
15	36	0		22.16	22.25	22.22
15	36	20		22.12	22.29	22.15
15	36	39		22.08	22.30	22.08
15	75	0		22.08	22.28	22.16
15	1	0	16-QAM	22.28	22.38	22.32
15	1	37		22.30	22.54	22.31
15	1	74		22.28	22.46	22.36
15	36	0		21.20	21.33	21.28
15	36	20		21.15	21.36	21.18
15	36	39		21.11	21.36	21.11
15	75	0		21.11	21.34	21.20
15	1	0	64-QAM	21.22	21.43	21.32
15	1	37		21.26	21.54	21.28
15	1	74		21.28	21.44	21.36
15	36	0		20.18	20.39	20.30
15	36	20		20.16	20.40	20.22
15	36	39		20.14	20.39	20.15
15	75	0		20.11	20.36	20.21



LTE Band 25 Maximum Average Power [dBm]						
BW [MHz]	RB Size	RB Offset	Mod	Lowest	Middle	Highest
10	1	0	QPSK	23.06	23.22	23.12
10	1	25		23.15	23.21	23.08
10	1	49		23.19	23.24	23.21
10	25	0		22.22	22.37	22.32
10	25	12		22.25	22.37	22.20
10	25	25		22.21	22.39	22.28
10	50	0		22.28	22.39	22.21
10	1	0	16-QAM	22.46	22.71	22.73
10	1	25		22.57	22.68	22.49
10	1	49		22.49	22.68	22.58
10	25	0		21.34	21.50	21.41
10	25	12		21.36	21.50	21.28
10	25	25		21.30	21.51	21.37
10	50	0		21.33	21.48	21.32
10	1	0	64-QAM	21.36	21.71	21.69
10	1	25		21.48	21.69	21.46
10	1	49		21.46	21.67	21.62
10	25	0		20.35	20.56	20.45
10	25	12		20.40	20.54	20.33
10	25	25		20.36	20.53	20.42
10	50	0		20.38	20.52	20.38
5	1	0	QPSK	23.02	23.17	22.98
5	1	12		23.11	23.20	23.00
5	1	24		23.17	23.16	23.23
5	12	0		21.99	22.28	22.02
5	12	7		22.08	22.27	22.05
5	12	13		22.11	22.29	22.14
5	25	0		22.10	22.29	22.09
5	1	0	16-QAM	22.35	22.60	22.23
5	1	12		22.46	22.62	22.28
5	1	24		22.46	22.70	22.50
5	12	0		21.05	21.34	21.03
5	12	7		21.12	21.32	21.09
5	12	13		21.15	21.31	21.16
5	25	0		21.12	21.30	21.09
5	1	0	64-QAM	21.31	21.57	21.23
5	1	12		21.45	21.57	21.34
5	1	24		21.42	21.61	21.51
5	12	0		20.09	20.39	20.08
5	12	7		20.14	20.40	20.11
5	12	13		20.15	20.39	20.17
5	25	0		20.13	20.39	20.09



LTE Band 25 Maximum Average Power [dBm]						
BW [MHz]	RB Size	RB Offset	Mod	Lowest	Middle	Highest
3	1	0	QPSK	22.97	23.11	22.91
3	1	8		23.03	23.20	22.95
3	1	14		23.11	23.15	23.23
3	8	0		21.93	22.18	21.98
3	8	4		22.02	22.19	22.04
3	8	7		22.06	22.21	22.05
3	15	0		22.10	22.22	21.99
3	1	0	16-QAM	22.32	22.59	22.19
3	1	8		22.39	22.55	22.20
3	1	14		22.45	22.68	22.50
3	8	0		21.00	21.34	20.94
3	8	4		21.10	21.30	21.00
3	8	7		21.14	21.26	21.13
3	15	0		21.09	21.22	21.09
3	1	0	64-QAM	21.29	21.51	21.15
3	1	8		21.37	21.50	21.34
3	1	14		21.40	21.60	21.43
3	8	0		20.06	20.38	19.99
3	8	4		20.05	20.40	20.07
3	8	7		20.11	20.38	20.08
3	15	0		20.10	20.34	20.02
1.4	1	0	QPSK	22.96	23.14	22.88
1.4	1	3		23.05	23.10	22.98
1.4	1	5		23.10	23.11	23.18
1.4	3	0		23.01	23.12	22.97
1.4	3	1		23.02	23.18	22.94
1.4	3	3		23.10	23.14	23.21
1.4	6	0		22.05	22.22	22.04
1.4	1	0	16-QAM	22.35	22.57	22.15
1.4	1	3		22.39	22.52	22.21
1.4	1	5		22.03	22.28	22.09
1.4	3	0		22.25	22.53	22.16
1.4	3	1		22.36	22.55	22.27
1.4	3	3		22.33	22.48	22.10
1.4	6	0		20.96	21.33	20.93
1.4	1	0	64-QAM	21.02	21.25	20.96
1.4	1	3		21.10	21.19	21.03
1.4	1	5		21.02	21.12	21.03
1.4	3	0		21.23	21.42	21.12
1.4	3	1		21.28	21.47	21.31
1.4	3	3		21.39	21.51	21.43
1.4	6	0		19.97	20.40	20.02



LTE Band 4 Maximum Average Power [dBm]						
BW [MHz]	RB Size	RB Offset	Mod	Lowest	Middle	Highest
20	1	0	QPSK	23.20	23.13	23.29
20	1	49		23.16	23.13	23.42
20	1	99		23.28	23.29	23.52
20	50	0		22.20	22.20	22.45
20	50	24		22.09	22.13	22.42
20	50	50		21.98	22.19	22.42
20	100	0		22.11	22.21	22.45
20	1	0	16-QAM	22.61	22.51	22.68
20	1	49		22.54	22.53	22.74
20	1	99		22.43	22.62	22.81
20	50	0		21.26	21.19	21.46
20	50	24		21.15	21.22	21.50
20	50	50		21.03	21.28	21.51
20	100	0		21.15	21.27	21.51
20	1	0	64-QAM	21.55	21.56	21.72
20	1	49		21.47	21.50	21.81
20	1	99		21.29	21.68	21.83
20	50	0		20.23	20.26	20.49
20	50	24		20.10	20.28	20.54
20	50	50		20.01	20.30	20.53
20	100	0		20.10	20.29	20.53
15	1	0	QPSK	23.23	23.08	23.42
15	1	37		23.33	23.23	23.51
15	1	74		23.10	23.36	23.50
15	36	0		22.23	22.15	22.43
15	36	20		22.22	22.19	22.43
15	36	39		22.10	22.22	22.41
15	75	0		22.22	22.22	22.45
15	1	0	16-QAM	22.58	22.38	22.73
15	1	37		22.66	22.53	22.78
15	1	74		22.45	22.68	22.82
15	36	0		21.32	21.18	21.53
15	36	20		21.30	21.24	21.54
15	36	39		21.22	21.30	21.52
15	75	0		21.27	21.23	21.51
15	1	0	64-QAM	21.61	21.30	21.72
15	1	37		21.64	21.49	21.83
15	1	74		21.39	21.59	21.80
15	36	0		20.33	20.22	20.56
15	36	20		20.32	20.27	20.58
15	36	39		20.22	20.30	20.56
15	75	0		20.27	20.25	20.52



LTE Band 4 Maximum Average Power [dBm]						
BW [MHz]	RB Size	RB Offset	Mod	Lowest	Middle	Highest
10	1	0	QPSK	23.23	23.21	23.51
10	1	25		23.29	23.21	23.48
10	1	49		23.19	23.30	23.43
10	25	0		22.25	22.21	22.46
10	25	12		22.24	22.19	22.44
10	25	25		22.23	22.19	22.44
10	50	0		22.24	22.18	22.44
10	1	0	16-QAM	22.62	22.54	22.80
10	1	25		22.69	22.52	22.82
10	1	49		22.67	22.63	22.90
10	25	0		21.38	21.31	21.62
10	25	12		21.37	21.29	21.61
10	25	25		21.35	21.27	21.61
10	50	0		21.29	21.25	21.54
10	1	0	64-QAM	21.53	21.49	21.86
10	1	25		21.61	21.53	21.83
10	1	49		21.63	21.60	21.86
10	25	0		20.40	20.33	20.64
10	25	12		20.39	20.31	20.63
10	25	25		20.36	20.31	20.63
10	50	0		20.32	20.28	20.58
5	1	0	QPSK	23.33	23.31	23.48
5	1	12		23.35	23.31	23.48
5	1	24		23.39	23.34	23.48
5	12	0		22.35	22.42	22.55
5	12	7		22.41	22.41	22.55
5	12	13		22.42	22.41	22.55
5	25	0		22.40	22.39	22.52
5	1	0	16-QAM	22.62	22.66	22.83
5	1	12		22.75	22.62	22.84
5	1	24		22.72	22.65	22.87
5	12	0		21.52	21.52	21.70
5	12	7		21.56	21.52	21.69
5	12	13		21.55	21.50	21.70
5	25	0		21.51	21.48	21.65
5	1	0	64-QAM	21.65	21.67	21.82
5	1	12		21.63	21.61	21.82
5	1	24		21.70	21.58	21.78
5	12	0		20.57	20.62	20.73
5	12	7		20.67	20.64	20.74
5	12	13		20.66	20.66	20.74
5	25	0		20.61	20.61	20.69



LTE Band 4 Maximum Average Power [dBm]						
BW [MHz]	RB Size	RB Offset	Mod	Lowest	Middle	Highest
3	1	0	QPSK	23.23	23.24	23.45
3	1	8		23.26	23.21	23.45
3	1	14		23.29	23.33	23.40
3	8	0		22.30	22.32	22.46
3	8	4		22.31	22.37	22.45
3	8	7		22.37	22.41	22.53
3	15	0		22.35	22.39	22.46
3	1	0	16-QAM	22.58	22.57	22.82
3	1	8		22.68	22.57	22.83
3	1	14		22.68	22.60	22.77
3	8	0		21.49	21.43	21.66
3	8	4		21.46	21.43	21.62
3	8	7		21.51	21.43	21.68
3	15	0		21.41	21.47	21.59
3	1	0	64-QAM	21.62	21.57	21.73
3	1	8		21.63	21.56	21.79
3	1	14		21.69	21.51	21.78
3	8	0		20.52	20.58	20.63
3	8	4		20.59	20.54	20.73
3	8	7		20.61	20.56	20.64
3	15	0		20.58	20.61	20.67
1.4	1	0	QPSK	23.29	23.24	23.44
1.4	1	3		23.34	23.29	23.41
1.4	1	5		23.34	23.27	23.40
1.4	3	0		23.26	23.31	23.43
1.4	3	1		23.28	23.31	23.47
1.4	3	3		23.34	23.25	23.48
1.4	6	0		22.38	22.34	22.53
1.4	1	0	16-QAM	22.60	22.59	22.83
1.4	1	3		22.65	22.55	22.79
1.4	1	5		22.68	22.56	22.87
1.4	3	0		22.60	22.57	22.81
1.4	3	1		22.74	22.54	22.83
1.4	3	3		22.69	22.57	22.82
1.4	6	0		21.52	21.46	21.67
1.4	1	0	64-QAM	21.55	21.65	21.74
1.4	1	3		21.58	21.60	21.73
1.4	1	5		21.69	21.57	21.78
1.4	3	0		21.65	21.60	21.74
1.4	3	1		21.54	21.56	21.81
1.4	3	3		21.63	21.49	21.78
1.4	6	0		20.60	20.55	20.68



LTE Band 5 Maximum Average Power [dBm]						
BW [MHz]	RB Size	RB Offset	Mod	Lowest	Middle	Highest
10	1	0	QPSK	23.65	23.92	24.28
10	1	25		23.80	24.18	24.53
10	1	49		23.91	24.32	24.60
10	25	0		22.74	23.00	23.40
10	25	12		22.80	23.13	23.62
10	25	25		22.87	23.24	23.70
10	50	0		22.81	23.15	23.60
10	1	0	16-QAM	23.00	23.05	23.44
10	1	25		23.18	23.40	23.71
10	1	49		23.31	23.59	23.81
10	25	0		21.81	22.10	22.50
10	25	12		21.88	22.24	22.71
10	25	25		21.97	22.33	22.78
10	50	0		21.86	22.18	22.68
10	1	0	64-QAM	21.95	22.13	22.44
10	1	25		22.05	22.32	22.77
10	1	49		22.19	22.61	22.86
10	25	0		20.84	21.13	21.50
10	25	12		20.90	21.21	21.72
10	25	25		20.98	21.35	21.75
10	50	0		20.86	21.18	21.69
5	1	0	QPSK	23.60	23.98	24.50
5	1	12		23.68	24.08	24.55
5	1	24		23.77	24.20	24.59
5	12	0		22.75	23.12	23.72
5	12	7		22.78	23.19	23.68
5	12	13		22.82	23.23	23.70
5	25	0		22.77	23.18	23.70
5	1	0	16-QAM	22.87	23.28	23.74
5	1	12		22.87	23.35	23.84
5	1	24		23.09	23.51	23.74
5	12	0		21.80	22.24	22.82
5	12	7		21.87	22.29	22.70
5	12	13		21.90	22.32	22.80
5	25	0		21.84	22.30	22.77
5	1	0	64-QAM	21.84	22.23	22.72
5	1	12		21.92	22.33	22.79
5	1	24		22.07	22.42	22.71
5	12	0		20.84	21.22	21.83
5	12	7		20.88	21.27	21.77
5	12	13		20.92	21.29	21.75
5	25	0		20.85	21.27	21.75



LTE Band 5 Maximum Average Power [dBm]						
BW [MHz]	RB Size	RB Offset	Mod	Lowest	Middle	Highest
3	1	0	QPSK	23.47	23.91	24.40
3	1	8		23.55	24.01	24.42
3	1	14		23.58	23.94	24.16
3	8	0		22.52	22.91	23.39
3	8	4		22.56	22.98	23.40
3	8	7		22.63	23.03	23.40
3	15	0		22.57	22.98	23.41
3	1	0	16-QAM	22.84	23.17	23.46
3	1	8		22.84	23.19	23.52
3	1	14		22.87	23.12	23.42
3	8	0		21.58	21.95	22.39
3	8	4		21.60	22.02	22.41
3	8	7		21.68	22.08	22.40
3	15	0		21.59	22.02	22.40
3	1	0	64-QAM	21.68	22.09	22.53
3	1	8		21.81	22.15	22.59
3	1	14		21.78	22.11	22.45
3	8	0		20.56	20.95	21.40
3	8	4		20.57	21.00	21.35
3	8	7		20.69	20.96	21.33
3	15	0		20.57	20.90	21.32
1.4	1	0	QPSK	23.44	23.98	24.38
1.4	1	3		23.42	23.94	24.34
1.4	1	5		23.50	23.99	24.32
1.4	3	0		23.44	23.97	24.36
1.4	3	1		23.42	23.95	24.35
1.4	3	3		23.42	23.96	24.33
1.4	6	0		22.43	22.98	23.39
1.4	1	0	16-QAM	22.75	23.14	23.62
1.4	1	3		22.59	23.25	23.55
1.4	1	5		22.72	23.07	23.61
1.4	3	0		22.56	22.99	23.46
1.4	3	1		22.52	22.96	23.46
1.4	3	3		22.51	22.94	23.47
1.4	6	0		21.45	22.04	22.44
1.4	1	0	64-QAM	21.62	22.12	22.72
1.4	1	3		21.73	22.12	22.61
1.4	1	5		21.71	22.25	22.55
1.4	3	0		21.59	22.07	22.52
1.4	3	1		21.57	22.10	22.55
1.4	3	3		21.62	22.09	22.50
1.4	6	0		20.45	21.04	21.38



LTE Band 7 Maximum Average Power [dBm]						
BW [MHz]	RB Size	RB Offset	Mod	Lowest	Middle	Highest
20	1	0	QPSK	23.36	23.04	23.14
20	1	49		23.31	23.19	23.26
20	1	99		23.43	23.27	23.75
20	50	0		22.25	22.10	22.15
20	50	24		22.27	22.20	22.27
20	50	50		22.32	22.26	22.41
20	100	0		22.29	22.18	22.30
20	1	0	16-QAM	22.71	22.44	22.57
20	1	49		22.67	22.55	22.62
20	1	99		22.61	22.60	23.00
20	50	0		21.39	21.16	21.23
20	50	24		21.32	21.24	21.32
20	50	50		21.28	21.20	21.47
20	100	0		21.34	21.22	21.36
20	1	0	64-QAM	21.64	21.35	21.48
20	1	49		21.55	21.45	21.56
20	1	99		21.51	21.51	21.98
20	50	0		20.41	20.18	20.22
20	50	24		20.35	20.25	20.34
20	50	50		20.29	20.20	20.49
20	100	0		20.35	20.20	20.36
15	1	0	QPSK	23.34	23.00	23.18
15	1	37		23.34	23.11	23.34
15	1	74		23.28	23.19	23.74
15	36	0		22.41	22.09	22.23
15	36	20		22.34	22.14	22.34
15	36	39		22.25	22.12	22.52
15	75	0		22.34	22.15	22.35
15	1	0	16-QAM	22.73	22.39	22.59
15	1	37		22.66	22.47	22.71
15	1	74		22.66	22.52	22.80
15	36	0		21.41	21.16	21.30
15	36	20		21.37	21.20	21.42
15	36	39		21.31	21.17	21.60
15	75	0		21.35	21.19	21.41
15	1	0	64-QAM	21.60	21.29	21.49
15	1	37		21.61	21.39	21.61
15	1	74		21.56	21.43	21.94
15	36	0		20.45	20.18	20.31
15	36	20		20.39	20.20	20.41
15	36	39		20.33	20.15	20.61
15	75	0		20.37	20.18	20.40



LTE Band 7 Maximum Average Power [dBm]						
BW [MHz]	RB Size	RB Offset	Mod	Lowest	Middle	Highest
10	1	0	QPSK	23.28	23.09	23.21
10	1	25		23.26	23.07	23.36
10	1	49		23.26	23.10	23.66
10	25	0		22.28	22.08	22.24
10	25	12		22.25	22.10	22.30
10	25	25		22.24	22.09	22.52
10	50	0		22.27	22.06	22.40
10	1	0	16-QAM	22.69	22.36	22.54
10	1	25		22.62	22.37	22.69
10	1	49		22.62	22.41	22.95
10	25	0		21.36	21.17	21.33
10	25	12		21.35	21.16	21.42
10	25	25		21.34	21.16	21.61
10	50	0		21.37	21.12	21.45
10	1	0	64-QAM	21.61	21.35	21.52
10	1	25		21.60	21.32	21.69
10	1	49		21.57	21.35	21.93
10	25	0		20.42	20.18	20.37
10	25	12		20.37	20.18	20.44
10	25	25		20.35	20.18	20.64
10	50	0		20.39	20.15	20.52
5	1	0	QPSK	23.38	23.17	23.43
5	1	12		23.37	23.10	23.62
5	1	24		23.35	23.18	23.73
5	12	0		22.24	22.02	22.37
5	12	7		22.26	21.98	22.45
5	12	13		22.29	22.00	22.55
5	25	0		22.28	21.99	22.47
5	1	0	16-QAM	22.74	22.52	22.77
5	1	12		22.76	22.43	22.90
5	1	24		22.74	22.47	22.82
5	12	0		21.28	21.03	21.41
5	12	7		21.28	20.99	21.50
5	12	13		21.28	20.99	21.56
5	25	0		21.25	20.97	21.46
5	1	0	64-QAM	21.73	21.41	21.67
5	1	12		21.64	21.35	21.81
5	1	24		21.67	21.39	21.97
5	12	0		20.36	20.08	20.53
5	12	7		20.38	20.00	20.62
5	12	13		20.40	20.03	20.69
5	25	0		20.35	19.99	20.57



LTE Band 12 Maximum Average Power [dBm]						
BW [MHz]	RB Size	RB Offset	Mod	Lowest	Middle	Highest
10	1	0	QPSK	23.72	23.48	23.52
10	1	25		23.50	23.55	23.26
10	1	49		23.58	23.35	23.16
10	25	0		22.65	22.56	22.43
10	25	12		22.60	22.54	22.36
10	25	25		22.61	22.47	22.22
10	50	0		22.51	22.54	22.29
10	1	0	16-QAM	22.83	22.73	22.82
10	1	25		22.75	22.84	22.55
10	1	49		22.85	22.64	22.42
10	25	0		21.72	21.54	21.54
10	25	12		21.66	21.63	21.47
10	25	25		21.69	21.60	21.30
10	50	0		21.56	21.58	21.34
10	1	0	64-QAM	21.84	21.70	21.81
10	1	25		21.75	21.79	21.52
10	1	49		21.80	21.61	21.40
10	25	0		20.68	20.53	20.54
10	25	12		20.63	20.62	20.47
10	25	25		20.66	20.59	20.30
10	50	0		20.55	20.57	20.33
5	1	0	QPSK	23.68	23.57	23.35
5	1	12		23.69	23.64	23.27
5	1	24		23.71	23.60	23.22
5	12	0		22.80	22.75	22.41
5	12	7		22.83	22.74	22.38
5	12	13		22.86	22.67	22.33
5	25	0		22.83	22.73	22.38
5	1	0	16-QAM	22.93	22.84	22.66
5	1	12		22.93	22.94	22.57
5	1	24		22.97	22.91	22.47
5	12	0		21.86	21.82	21.49
5	12	7		21.91	21.84	21.43
5	12	13		21.94	21.78	21.39
5	25	0		21.93	21.82	21.44
5	1	0	64-QAM	21.91	21.83	21.65
5	1	12		21.92	21.84	21.56
5	1	24		21.94	21.85	21.46
5	12	0		20.84	20.84	20.50
5	12	7		20.88	20.84	20.44
5	12	13		20.91	20.79	20.40
5	25	0		20.87	20.83	20.43



LTE Band 12 Maximum Average Power [dBm]						
BW [MHz]	RB Size	RB Offset	Mod	Lowest	Middle	Highest
3	1	0	QPSK	23.65	23.49	23.32
3	1	8		23.66	23.56	23.27
3	1	14		23.61	23.59	23.13
3	8	0		22.71	22.70	22.35
3	8	4		22.79	22.67	22.34
3	8	7		22.85	22.59	22.31
3	15	0		22.79	22.71	22.33
3	1	0	16-QAM	22.90	22.83	22.61
3	1	8		22.89	22.89	22.52
3	1	14		22.96	22.89	22.39
3	8	0		21.86	21.82	21.46
3	8	4		21.84	21.75	21.41
3	8	7		21.88	21.70	21.34
3	15	0		21.90	21.78	21.44
3	1	0	64-QAM	21.85	21.80	21.65
3	1	8		21.86	21.84	21.52
3	1	14		21.92	21.80	21.40
3	8	0		20.77	20.79	20.40
3	8	4		20.83	20.75	20.44
3	8	7		20.81	20.70	20.34
3	15	0		20.85	20.77	20.33
1.4	1	0	QPSK	23.61	23.57	23.35
1.4	1	3		23.65	23.55	23.18
1.4	1	5		23.62	23.50	23.19
1.4	3	0		23.62	23.57	23.29
1.4	3	1		23.60	23.57	23.26
1.4	3	3		23.60	23.54	23.17
1.4	6	0		22.73	22.68	22.39
1.4	1	0	16-QAM	22.82	22.64	22.37
1.4	1	3		22.79	22.63	22.26
1.4	1	5		22.73	22.72	22.33
1.4	3	0		22.75	22.71	22.40
1.4	3	1		22.76	22.65	22.38
1.4	3	3		22.86	22.66	22.30
1.4	6	0		21.83	21.77	21.40
1.4	1	0	64-QAM	21.76	21.73	21.31
1.4	1	3		21.82	21.68	21.27
1.4	1	5		21.86	21.74	21.34
1.4	3	0		21.84	21.71	21.56
1.4	3	1		21.86	21.82	21.43
1.4	3	3		21.86	21.71	21.35
1.4	6	0		20.73	20.79	20.39



LTE Band 13 Maximum Average Power [dBm]						
BW [MHz]	RB Size	RB Offset	Mod	Lowest	Middle	Highest
10	1	0	QPSK		23.19	
10	1	25			22.94	
10	1	49			23.07	
10	25	0			22.09	
10	25	12			22.05	
10	25	25			22.08	
10	50	0			21.97	
10	1	0	16-QAM		22.40	
10	1	25			22.27	
10	1	49			22.48	
10	25	0			21.21	
10	25	12			21.17	
10	25	25			21.14	
10	50	0	21.05			
10	1	0	64-QAM		21.36	
10	1	25			21.13	
10	1	49			21.36	
10	25	0			20.19	
10	25	12			20.18	
10	25	25			20.17	
10	50	0	20.05			
5	1	0	QPSK	23.15	23.08	22.98
5	1	12		23.08	22.97	23.08
5	1	24		23.07	23.09	23.07
5	12	0		22.04	22.04	22.07
5	12	7		22.02	21.90	22.04
5	12	13		22.05	22.07	21.96
5	25	0		22.05	21.92	22.05
5	1	0	16-QAM	22.49	22.44	22.27
5	1	12		22.48	22.27	22.40
5	1	24		22.38	22.41	22.50
5	12	0		21.13	21.16	21.07
5	12	7		21.14	20.97	21.06
5	12	13		21.19	21.08	21.00
5	25	0		21.11	20.97	21.05
5	1	0	64-QAM	21.49	21.34	21.18
5	1	12		21.37	21.22	21.31
5	1	24		21.28	21.31	21.38
5	12	0		20.12	20.08	20.11
5	12	7		20.11	19.93	20.13
5	12	13		20.10	20.12	20.07
5	25	0		20.13	19.97	20.06



LTE Band 17 Maximum Average Power [dBm]						
BW [MHz]	RB Size	RB Offset	Mod	Lowest	Middle	Highest
10	1	0	QPSK	23.60	23.68	23.67
10	1	25		23.55	23.55	23.50
10	1	49		23.42	23.31	23.41
10	25	0		22.67	22.68	22.66
10	25	12		22.65	22.61	22.59
10	25	25		22.52	22.44	22.46
10	50	0		22.47	22.57	22.53
10	1	0	16-QAM	22.94	22.94	22.96
10	1	25		22.98	22.89	22.82
10	1	49		22.71	22.66	22.69
10	25	0		21.81	21.82	21.78
10	25	12		21.77	21.75	21.71
10	25	25		21.64	21.58	21.54
10	50	0		21.69	21.62	21.57
10	1	0	64-QAM	21.93	21.90	21.95
10	1	25		21.88	21.85	21.76
10	1	49		21.66	21.63	21.65
10	25	0		20.77	20.77	20.75
10	25	12		20.74	20.73	20.69
10	25	25		20.57	20.56	20.54
10	50	0		20.69	20.60	20.56
5	1	0	QPSK	23.63	23.64	23.48
5	1	12		23.56	23.58	23.41
5	1	24		23.62	23.48	23.31
5	12	0		22.79	22.74	22.53
5	12	7		22.86	22.66	22.50
5	12	13		22.87	22.61	22.45
5	25	0		22.85	22.67	22.49
5	1	0	16-QAM	22.91	22.92	22.78
5	1	12		22.95	22.90	22.67
5	1	24		23.00	22.79	22.59
5	12	0		21.86	21.84	21.63
5	12	7		21.93	21.78	21.56
5	12	13		21.96	21.70	21.49
5	25	0		21.92	21.77	21.57
5	1	0	64-QAM	21.93	21.99	21.73
5	1	12		21.90	21.83	21.62
5	1	24		21.96	21.75	21.53
5	12	0		20.89	20.83	20.62
5	12	7		20.96	20.77	20.56
5	12	13		20.96	20.68	20.50
5	25	0		20.93	20.77	20.56



LTE Band 26 Maximum Average Power [dBm]						
BW [MHz]	RB Size	RB Offset	Mod	Lowest	Middle	Highest
15	1	0	QPSK	23.64	23.68	24.01
15	1	37		23.62	23.90	24.38
15	1	74		23.79	24.17	24.62
15	36	0		22.62	22.75	23.16
15	36	20		22.60	22.85	23.39
15	36	39		22.66	23.03	23.68
15	75	0		22.63	22.93	23.44
15	1	0	16-QAM	22.91	22.89	23.33
15	1	37		22.93	23.16	23.60
15	1	74		23.04	23.46	23.80
15	36	0		21.72	21.81	22.22
15	36	20		21.65	21.93	22.42
15	36	39		21.71	22.10	22.73
15	75	0		21.65	21.95	22.42
15	1	0	64-QAM	21.93	21.88	22.13
15	1	37		21.87	22.17	22.56
15	1	74		22.07	22.41	22.83
15	36	0		20.69	20.81	21.23
15	36	20		20.67	20.94	21.47
15	36	39		20.70	21.13	21.75
15	75	0		20.64	20.96	21.45
10	1	0	QPSK	23.62	23.82	24.27
10	1	25		23.64	23.89	24.52
10	1	49		23.67	24.06	24.54
10	25	0		22.66	22.81	23.43
10	25	12		22.64	22.87	23.63
10	25	25		22.62	22.93	23.69
10	50	0		22.63	22.88	23.61
10	1	0	16-QAM	22.98	23.11	23.49
10	1	25		23.04	23.17	23.77
10	1	49		22.96	23.36	23.70
10	25	0		21.77	21.90	22.50
10	25	12		21.72	22.00	22.69
10	25	25		21.70	22.04	22.76
10	50	0		21.66	21.94	22.68
10	1	0	64-QAM	21.84	22.08	22.47
10	1	25		21.85	22.17	22.75
10	1	49		21.93	22.27	22.92
10	25	0		20.75	20.91	21.53
10	25	12		20.71	21.00	21.66
10	25	25		20.72	21.02	21.77
10	50	0		20.68	20.96	21.67



LTE Band 26 Maximum Average Power [dBm]						
BW [MHz]	RB Size	RB Offset	Mod	Lowest	Middle	Highest
5	1	0	QPSK	23.56	23.79	24.48
5	1	12		23.61	23.83	24.59
5	1	24		23.57	23.95	24.54
5	12	0		22.62	22.92	23.73
5	12	7		22.68	22.95	23.69
5	12	13		22.68	23.01	23.71
5	25	0		22.68	22.92	23.71
5	1	0	16-QAM	22.93	23.10	23.74
5	1	12		22.95	23.02	23.79
5	1	24		22.87	23.10	23.77
5	12	0		21.72	22.05	22.81
5	12	7		21.77	22.05	22.73
5	12	13		21.77	22.13	22.83
5	25	0		21.74	22.04	22.78
5	1	0	64-QAM	21.84	21.95	22.70
5	1	12		21.73	22.13	22.74
5	1	24		21.81	22.21	22.83
5	12	0		20.75	21.05	21.78
5	12	7		20.75	21.07	21.76
5	12	13		20.75	21.12	21.77
5	25	0		20.76	21.05	21.76
3	1	0	QPSK	23.30	23.58	24.38
3	1	8		23.28	23.65	24.46
3	1	14		23.33	23.70	24.32
3	8	0		22.35	22.68	23.45
3	8	4		22.34	22.72	23.45
3	8	7		22.41	22.72	23.44
3	15	0		22.34	22.71	23.46
3	1	0	16-QAM	22.58	22.92	23.57
3	1	8		22.52	22.87	23.63
3	1	14		22.64	23.03	23.43
3	8	0		21.39	21.77	22.45
3	8	4		21.35	21.77	22.51
3	8	7		21.45	21.75	22.45
3	15	0		21.32	21.75	22.44
3	1	0	64-QAM	21.50	21.93	22.52
3	1	8		21.57	21.97	22.62
3	1	14		21.52	21.97	22.53
3	8	0		20.32	20.74	21.45
3	8	4		20.37	20.77	21.49
3	8	7		20.41	20.80	21.47
3	15	0		20.29	20.73	21.48



LTE Band 26 Maximum Average Power [dBm]						
BW [MHz]	RB Size	RB Offset	Mod	Lowest	Middle	Highest
1.4	1	0	QPSK	23.42	23.74	24.50
1.4	1	3		23.37	23.69	24.42
1.4	1	5		23.39	23.75	24.34
1.4	3	0		23.37	23.73	24.39
1.4	3	1		23.36	23.72	24.39
1.4	3	3		23.36	23.71	24.37
1.4	6	0		22.39	22.73	23.46
1.4	1	0	16-QAM	22.69	23.04	23.66
1.4	1	3		22.70	23.01	23.58
1.4	1	5		22.68	23.00	23.57
1.4	3	0		22.44	22.79	23.47
1.4	3	1		22.43	22.85	23.43
1.4	3	3		22.50	22.77	23.37
1.4	6	0		21.43	21.78	22.43
1.4	1	0	64-QAM	21.59	21.97	22.71
1.4	1	3		21.50	21.89	22.58
1.4	1	5		21.60	21.98	22.57
1.4	3	0		21.55	21.87	22.55
1.4	3	1		21.39	21.85	22.52
1.4	3	3		21.50	21.90	22.50
1.4	6	0		20.39	20.81	21.40



LTE Band 38 Maximum Average Power [dBm]						
BW [MHz]	RB Size	RB Offset	Mod	Lowest	Middle	Highest
20	1	0	QPSK	23.40	23.43	23.48
20	1	49		23.36	23.37	23.47
20	1	99		23.34	23.34	23.44
20	50	0		22.40	22.50	22.51
20	50	24		22.35	22.43	22.49
20	50	50		22.38	22.46	22.44
20	100	0		22.39	22.44	22.52
20	1	0	16-QAM	22.21	22.50	22.10
20	1	49		22.17	22.26	22.00
20	1	99		22.38	22.11	22.43
20	50	0		21.31	21.38	21.53
20	50	24		21.35	21.45	21.50
20	50	50		21.34	21.51	21.55
20	100	0		21.38	21.43	21.44
20	1	0	64-QAM	21.35	21.50	21.54
20	1	49		21.35	21.13	21.60
20	1	99		21.50	21.29	21.24
20	50	0		20.42	20.29	20.41
20	50	24		20.36	20.38	20.46
20	50	50		20.38	20.45	20.47
20	100	0		20.31	20.36	20.48
15	1	0	QPSK	23.31	23.38	23.43
15	1	37		23.24	23.36	23.42
15	1	74		23.36	23.47	23.45
15	36	0		22.29	22.44	22.44
15	36	20		22.33	22.46	22.48
15	36	39		22.30	22.44	22.49
15	75	0		22.30	22.44	22.51
15	1	0	16-QAM	22.47	22.01	22.22
15	1	37		22.11	22.20	22.27
15	1	74		22.28	22.61	22.41
15	36	0		21.26	21.53	21.49
15	36	20		21.36	21.50	21.53
15	36	39		21.37	21.56	21.66
15	75	0		21.35	21.40	21.54
15	1	0	64-QAM	21.67	21.49	21.09
15	1	37		21.22	21.21	21.63
15	1	74		21.28	21.57	21.12
15	36	0		20.34	20.47	20.51
15	36	20		20.34	20.48	20.56
15	36	39		20.34	20.53	20.66
15	75	0		20.28	20.47	20.55



LTE Band 38 Maximum Average Power [dBm]						
BW [MHz]	RB Size	RB Offset	Mod	Lowest	Middle	Highest
10	1	0	QPSK	23.33	23.15	23.26
10	1	25		23.28	23.26	23.30
10	1	49		23.35	23.22	23.25
10	25	0		22.40	22.26	22.33
10	25	12		22.39	22.25	22.35
10	25	25		22.42	22.28	22.41
10	50	0		22.33	22.20	22.35
10	1	0	16-QAM	22.09	22.06	22.12
10	1	25		22.67	22.12	22.19
10	1	49		22.48	22.17	22.27
10	25	0		21.42	21.37	21.38
10	25	12		21.44	21.41	21.55
10	25	25		21.44	21.30	21.45
10	50	0		21.32	21.26	21.33
10	1	0	64-QAM	21.43	21.26	21.21
10	1	25		21.46	21.26	21.32
10	1	49		21.25	21.03	21.07
10	25	0		20.43	20.29	20.44
10	25	12		20.40	20.30	20.33
10	25	25		20.33	20.38	20.59
10	50	0		20.27	20.22	20.35
5	1	0	QPSK	23.42	23.27	23.33
5	1	12		23.35	23.46	23.45
5	1	24		23.45	23.26	23.36
5	12	0		22.43	22.41	22.55
5	12	7		22.41	22.39	22.60
5	12	13		22.44	22.41	22.56
5	25	0		22.44	22.41	22.61
5	1	0	16-QAM	22.31	22.32	22.52
5	1	12		22.18	22.30	22.47
5	1	24		22.26	22.28	22.66
5	12	0		21.32	21.31	21.59
5	12	7		21.42	21.31	21.61
5	12	13		21.32	21.41	21.62
5	25	0		21.40	21.40	21.59
5	1	0	64-QAM	21.26	21.30	21.29
5	1	12		21.28	21.30	21.52
5	1	24		21.27	21.37	21.83
5	12	0		20.54	20.44	20.70
5	12	7		20.53	20.40	20.72
5	12	13		20.55	20.37	20.76
5	25	0		20.38	20.43	20.66



LTE Band 41 Maximum Average Power [dBm]						
BW [MHz]	RB Size	RB Offset	Mod	Lowest	Middle	Highest
20	1	0	QPSK	23.67	23.33	24.31
20	1	49		23.63	23.22	24.26
20	1	99		23.73	23.29	24.30
20	50	0		22.74	22.29	23.35
20	50	24		22.70	22.25	23.33
20	50	50		22.71	22.23	23.31
20	100	0		22.73	22.24	23.33
20	1	0	16-QAM	22.68	22.51	23.58
20	1	49		22.83	22.41	23.45
20	1	99		22.89	22.30	23.53
20	50	0		21.82	21.24	22.38
20	50	24		21.76	21.19	22.36
20	50	50		21.77	21.17	22.34
20	100	0		21.75	21.18	22.32
20	1	0	64-QAM	21.80	21.43	22.58
20	1	49		21.71	21.31	22.60
20	1	99		21.68	21.33	22.64
20	50	0		20.70	20.15	21.45
20	50	24		20.71	20.11	21.40
20	50	50		20.72	20.11	21.38
20	100	0		20.79	20.09	21.38
15	1	0	QPSK	23.76	23.27	24.19
15	1	37		23.65	23.15	24.21
15	1	74		23.66	23.22	24.10
15	36	0		22.70	22.28	23.17
15	36	20		22.68	22.18	23.22
15	36	39		22.65	22.14	23.16
15	75	0		22.67	22.14	23.23
15	1	0	16-QAM	22.64	22.45	23.12
15	1	37		22.61	22.37	23.31
15	1	74		22.74	22.30	23.18
15	36	0		21.81	21.20	22.31
15	36	20		21.77	21.13	22.31
15	36	39		21.75	21.16	22.30
15	75	0		21.71	21.15	22.23
15	1	0	64-QAM	21.87	21.40	22.25
15	1	37		21.88	21.29	22.27
15	1	74		21.84	21.32	22.22
15	36	0		20.76	20.15	21.39
15	36	20		20.75	20.01	21.39
15	36	39		20.73	20.07	21.35
15	75	0		20.72	20.02	21.35



LTE Band 41 Maximum Average Power [dBm]						
BW [MHz]	RB Size	RB Offset	Mod	Lowest	Middle	Highest
10	1	0	QPSK	23.75	23.33	24.30
10	1	25		23.79	23.13	24.26
10	1	49		23.78	23.23	24.20
10	25	0		22.89	22.26	23.26
10	25	12		22.88	22.15	23.23
10	25	25		22.89	22.23	23.25
10	50	0		22.86	22.20	23.29
10	1	0	16-QAM	22.85	22.46	23.55
10	1	25		22.95	22.39	23.41
10	1	49		22.91	22.29	23.53
10	25	0		22.03	21.18	22.30
10	25	12		22.04	21.10	22.29
10	25	25		22.05	21.10	22.26
10	50	0		21.99	21.18	22.25
10	1	0	64-QAM	21.94	21.34	22.49
10	1	25		22.03	21.30	22.54
10	1	49		21.95	21.29	22.61
10	25	0		20.67	20.11	21.45
10	25	12		20.62	20.05	21.38
10	25	25		20.71	20.10	21.30
10	50	0		20.74	20.02	21.32
5	1	0	QPSK	23.74	23.32	24.23
5	1	12		23.76	23.04	24.21
5	1	24		23.76	23.23	24.10
5	12	0		22.84	22.16	23.23
5	12	7		22.78	22.05	23.20
5	12	13		22.80	22.16	23.23
5	25	0		22.85	22.10	23.25
5	1	0	16-QAM	22.78	22.41	23.50
5	1	12		22.94	22.34	23.41
5	1	24		22.88	22.25	23.51
5	12	0		21.97	21.13	22.22
5	12	7		21.94	21.03	22.23
5	12	13		21.95	21.01	22.18
5	25	0		21.91	21.09	22.18
5	1	0	64-QAM	21.86	21.25	22.40
5	1	12		22.01	21.24	22.45
5	1	24		21.88	21.28	22.55
5	12	0		20.63	20.02	21.38
5	12	7		20.60	20.08	21.30
5	12	13		20.71	20.00	21.27
5	25	0		20.70	20.10	21.30



LTE Band 66 Maximum Average Power [dBm]						
BW [MHz]	RB Size	RB Offset	Mod	Lowest	Middle	Highest
20	1	0	QPSK	23.24	23.54	23.72
20	1	49		23.22	23.46	23.58
20	1	99		23.15	23.51	23.54
20	50	0		22.29	22.50	22.54
20	50	24		22.17	22.46	22.47
20	50	50		22.08	22.46	22.48
20	100	0		22.20	22.48	22.65
20	1	0	16-QAM	22.59	22.74	22.94
20	1	49		22.57	22.76	22.91
20	1	99		22.56	22.85	22.87
20	50	0		21.32	21.46	21.58
20	50	24		21.23	21.50	21.59
20	50	50		21.12	21.50	21.51
20	100	0		21.24	21.51	21.63
20	1	0	64-QAM	21.61	21.71	21.84
20	1	49		21.55	21.76	21.78
20	1	99		21.41	21.81	21.78
20	50	0		20.31	20.47	20.61
20	50	24		20.20	20.53	20.60
20	50	50		20.11	20.51	20.52
20	100	0		20.18	20.54	20.62
15	1	0	QPSK	23.10	23.29	23.48
15	1	37		23.23	23.42	23.46
15	1	74		23.00	23.43	23.47
15	36	0		22.14	22.32	22.51
15	36	20		22.14	22.40	22.43
15	36	39		22.03	22.39	22.40
15	75	0		22.16	22.42	22.48
15	1	0	16-QAM	22.40	22.65	22.78
15	1	37		22.60	22.75	22.74
15	1	74		22.37	22.76	22.82
15	36	0		21.27	21.40	21.54
15	36	20		21.24	21.47	21.47
15	36	39		21.18	21.48	21.47
15	75	0		21.22	21.47	21.49
15	1	0	64-QAM	21.49	21.59	21.73
15	1	37		21.53	21.73	21.69
15	1	74		21.33	21.76	21.71
15	36	0		20.29	20.45	20.60
15	36	20		20.26	20.52	20.51
15	36	39		20.15	20.50	20.50
15	75	0		20.24	20.49	20.52



LTE Band 66 Maximum Average Power [dBm]						
BW [MHz]	RB Size	RB Offset	Mod	Lowest	Middle	Highest
10	1	0	QPSK	23.48	23.45	23.67
10	1	25		23.55	23.52	23.64
10	1	49		23.50	23.57	23.62
10	25	0		22.52	22.51	22.67
10	25	12		22.51	22.52	22.66
10	25	25		22.50	22.54	22.65
10	50	0		22.51	22.53	22.66
10	1	0	16-QAM	22.84	22.81	22.78
10	1	25		22.93	22.88	22.67
10	1	49		22.85	22.93	22.75
10	25	0		21.62	21.66	21.76
10	25	12		21.61	21.67	21.76
10	25	25		21.58	21.69	21.76
10	50	0		21.53	21.64	21.72
10	1	0	64-QAM	21.82	21.83	21.72
10	1	25		21.82	21.93	21.65
10	1	49		21.77	21.95	21.73
10	25	0		20.62	20.72	20.80
10	25	12		20.59	20.73	20.78
10	25	25		20.59	20.73	20.79
10	50	0		20.52	20.68	20.75
5	1	0	QPSK	23.46	23.65	23.48
5	1	12		23.52	23.63	23.45
5	1	24		23.57	23.65	23.54
5	12	0		22.57	22.88	22.89
5	12	7		22.64	22.88	22.88
5	12	13		22.64	22.88	22.95
5	25	0		22.61	22.85	22.86
5	1	0	16-QAM	22.76	22.72	22.79
5	1	12		22.83	22.72	22.74
5	1	24		22.88	22.71	22.82
5	12	0		21.73	21.71	21.69
5	12	7		21.76	21.72	21.67
5	12	13		21.76	21.71	21.73
5	25	0		21.70	21.96	21.94
5	1	0	64-QAM	21.79	21.77	21.73
5	1	12		21.84	21.74	21.70
5	1	24		21.83	21.78	21.78
5	12	0		20.70	20.75	20.72
5	12	7		20.76	20.75	20.71
5	12	13		20.74	20.73	20.75
5	25	0		20.72	20.98	20.97



LTE Band 66 Maximum Average Power [dBm]						
BW [MHz]	RB Size	RB Offset	Mod	Lowest	Middle	Highest
3	1	0	QPSK	23.41	23.44	23.58
3	1	8		23.53	23.49	23.61
3	1	14		23.41	23.52	23.54
3	8	0		22.49	22.50	22.66
3	8	4		22.42	22.44	22.59
3	8	7		22.48	22.54	22.63
3	15	0		22.49	22.48	22.64
3	1	0	16-QAM	22.77	22.76	22.69
3	1	8		22.89	22.82	22.60
3	1	14		22.78	22.84	22.75
3	8	0		21.56	21.59	21.70
3	8	4		21.55	21.61	21.69
3	8	7		21.48	21.59	21.66
3	15	0		21.51	21.57	21.70
3	1	0	64-QAM	21.80	21.76	21.65
3	1	8		21.74	21.92	21.56
3	1	14		21.68	21.94	21.71
3	8	0		20.57	20.64	20.78
3	8	4		20.56	20.66	20.74
3	8	7		20.55	20.63	20.77
3	15	0		20.44	20.65	20.71
1.4	1	0	QPSK	23.46	23.65	23.46
1.4	1	3		23.47	23.54	23.37
1.4	1	5		23.50	23.62	23.44
1.4	3	0		23.44	23.64	23.43
1.4	3	1		23.44	23.57	23.36
1.4	3	3		23.56	23.60	23.44
1.4	6	0		22.54	22.83	22.82
1.4	1	0	16-QAM	22.64	22.84	22.85
1.4	1	3		22.63	22.85	22.94
1.4	1	5		22.57	22.88	22.81
1.4	3	0		22.55	22.86	22.81
1.4	3	1		22.56	22.78	22.85
1.4	3	3		22.57	22.88	22.81
1.4	6	0		21.69	21.88	21.46
1.4	1	0	64-QAM	21.42	21.56	21.58
1.4	1	3		21.73	21.67	21.61
1.4	1	5		21.72	21.87	21.55
1.4	3	0		21.42	21.56	21.58
1.4	3	1		21.49	21.51	21.66
1.4	3	3		21.74	21.70	21.57
1.4	6	0		20.70	20.63	20.72



Appendix B. Test Results of ERP/EIRP and Radiated Test

ERP/EIRP

LTE Band 2 / 1.4MHz (Average) (GT - LC = -5.17 dB)							
Channel	Mode	RB		Conducted		EIRP	
		Size	Offset	Power (dBm)	Power (Watts)	EIRP(dBm)	EIRP(W)
Lowest	QPSK	1	0	23.23	0.2104	18.06	0.0640
Middle		1	0	23.37	0.2173	18.20	0.0661
Highest		1	0	23.31	0.2143	18.14	0.0652
Lowest	16QAM	1	0	22.50	0.1778	17.33	0.0541
Middle		1	0	22.88	0.1941	17.71	0.0590
Highest		1	0	22.62	0.1828	17.45	0.0556
Lowest	64QAM	3	1	21.51	0.1416	16.34	0.0431
Middle		3	1	21.93	0.1560	16.76	0.0474
Highest		3	1	21.69	0.1476	16.52	0.0449
Limit	EIRP < 2W			Result		PASS	

LTE Band 2 / 3MHz (Average) (GT - LC = -5.17 dB)							
Channel	Mode	RB		Conducted		EIRP	
		Size	Offset	Power (dBm)	Power (Watts)	EIRP(dBm)	EIRP(W)
Lowest	QPSK	1	0	23.30	0.2138	18.13	0.0650
Middle		1	0	23.42	0.2198	18.25	0.0668
Highest		1	0	23.32	0.2148	18.15	0.0653
Lowest	16QAM	1	0	22.62	0.1828	17.45	0.0556
Middle		1	0	22.88	0.1941	17.71	0.0590
Highest		1	0	22.69	0.1858	17.52	0.0565
Lowest	64QAM	1	14	21.47	0.1403	16.30	0.0427
Middle		1	14	21.95	0.1567	16.78	0.0476
Highest		1	14	21.54	0.1426	16.37	0.0434
Limit	EIRP < 2W			Result		PASS	

LTE Band 2 / 5MHz (Average) (GT - LC = -5.17 dB)							
Channel	Mode	RB		Conducted		EIRP	
		Size	Offset	Power (dBm)	Power (Watts)	EIRP(dBm)	EIRP(W)
Lowest	QPSK	1	0	23.45	0.2213	18.28	0.0673
Middle		1	0	23.45	0.2213	18.28	0.0673
Highest		1	0	23.36	0.2168	18.19	0.0659
Lowest	16QAM	1	12	22.61	0.1824	17.44	0.0555
Middle		1	12	22.98	0.1986	17.81	0.0604
Highest		1	12	22.70	0.1862	17.53	0.0566
Lowest	64QAM	1	12	21.59	0.1442	16.42	0.0439
Middle		1	12	21.98	0.1578	16.81	0.0480
Highest		1	12	21.71	0.1483	16.54	0.0451
Limit	EIRP < 2W			Result		PASS	



LTE Band 2 / 10MHz (Average) (GT - LC = -5.17 dB)							
Channel	Mode	RB		Conducted		EIRP	
		Size	Offset	Power (dBm)	Power (Watts)	EIRP(dBm)	EIRP(W)
Lowest	QPSK	1	49	23.11	0.2046	17.94	0.0622
Middle		1	49	23.40	0.2188	18.23	0.0665
Highest		1	49	22.95	0.1972	17.78	0.0600
Lowest	16QAM	1	25	22.30	0.1698	17.13	0.0516
Middle		1	25	22.71	0.1866	17.54	0.0568
Highest		1	25	22.47	0.1766	17.30	0.0537
Lowest	64QAM	1	25	21.31	0.1352	16.14	0.0411
Middle		1	25	21.68	0.1472	16.51	0.0448
Highest		1	25	21.45	0.1396	16.28	0.0425
Limit	EIRP < 2W			Result		PASS	

LTE Band 2 / 15MHz (Average) (GT - LC = -5.17 dB)							
Channel	Mode	RB		Conducted		EIRP	
		Size	Offset	Power (dBm)	Power (Watts)	EIRP(dBm)	EIRP(W)
Lowest	QPSK	1	37	23.05	0.2018	17.88	0.0614
Middle		1	37	23.41	0.2193	18.24	0.0667
Highest		1	37	23.24	0.2109	18.07	0.0641
Lowest	16QAM	1	37	22.25	0.1679	17.08	0.0511
Middle		1	37	22.77	0.1892	17.60	0.0575
Highest		1	37	22.50	0.1778	17.33	0.0541
Lowest	64QAM	1	37	21.24	0.1330	16.07	0.0405
Middle		1	37	21.72	0.1486	16.55	0.0452
Highest		1	37	21.49	0.1409	16.32	0.0429
Limit	EIRP < 2W			Result		PASS	

LTE Band 2 / 20MHz (Average) (GT - LC = -5.17 dB)							
Channel	Mode	RB		Conducted		EIRP	
		Size	Offset	Power (dBm)	Power (Watts)	EIRP(dBm)	EIRP(W)
Lowest	QPSK	1	0	23.06	0.2023	17.89	0.0615
Middle		1	0	23.46	0.2218	18.29	0.0675
Highest		1	0	23.25	0.2113	18.08	0.0643
Lowest	16QAM	1	0	22.38	0.1730	17.21	0.0526
Middle		1	0	22.67	0.1849	17.50	0.0562
Highest		1	0	22.36	0.1722	17.19	0.0524
Lowest	64QAM	1	0	21.39	0.1377	16.22	0.0419
Middle		1	0	21.58	0.1439	16.41	0.0438
Highest		1	0	21.39	0.1377	16.22	0.0419
Limit	EIRP < 2W			Result		PASS	



LTE Band 25 / 1.4MHz (Average) (GT - LC = -5.17 dB)							
Channel	Mode	RB		Conducted		EIRP	
		Size	Offset	Power (dBm)	Power (Watts)	EIRP(dBm)	EIRP(W)
Lowest	QPSK	3	3	23.10	0.2042	17.93	0.0621
Middle		3	3	23.14	0.2061	17.97	0.0627
Highest		3	3	23.21	0.2094	18.04	0.0637
Lowest	16QAM	1	0	22.35	0.1718	17.18	0.0522
Middle		1	0	22.57	0.1807	17.40	0.0550
Highest		1	0	22.15	0.1641	16.98	0.0499
Lowest	64QAM	3	3	21.39	0.1377	16.22	0.0419
Middle		3	3	21.51	0.1416	16.34	0.0431
Highest		3	3	21.43	0.1390	16.26	0.0423
Limit	EIRP < 2W			Result		PASS	

LTE Band 25 / 3MHz (Average) (GT - LC = -5.17 dB)							
Channel	Mode	RB		Conducted		EIRP	
		Size	Offset	Power (dBm)	Power (Watts)	EIRP(dBm)	EIRP(W)
Lowest	QPSK	1	14	23.11	0.2046	17.94	0.0622
Middle		1	14	23.15	0.2065	17.98	0.0628
Highest		1	14	23.23	0.2104	18.06	0.0640
Lowest	16QAM	1	14	22.45	0.1758	17.28	0.0535
Middle		1	14	22.68	0.1854	17.51	0.0564
Highest		1	14	22.50	0.1778	17.33	0.0541
Lowest	64QAM	1	14	21.40	0.1380	16.23	0.0420
Middle		1	14	21.60	0.1445	16.43	0.0440
Highest		1	14	21.43	0.1390	16.26	0.0423
Limit	EIRP < 2W			Result		PASS	

LTE Band 25 / 5MHz (Average) (GT - LC = -5.17 dB)							
Channel	Mode	RB		Conducted		EIRP	
		Size	Offset	Power (dBm)	Power (Watts)	EIRP(dBm)	EIRP(W)
Lowest	QPSK	1	24	23.17	0.2075	18.00	0.0631
Middle		1	24	23.16	0.2070	17.99	0.0630
Highest		1	24	23.23	0.2104	18.06	0.0640
Lowest	16QAM	1	24	22.46	0.1762	17.29	0.0536
Middle		1	24	22.70	0.1862	17.53	0.0566
Highest		1	24	22.50	0.1778	17.33	0.0541
Lowest	64QAM	1	24	21.42	0.1387	16.25	0.0422
Middle		1	24	21.61	0.1449	16.44	0.0441
Highest		1	24	21.51	0.1416	16.34	0.0431
Limit	EIRP < 2W			Result		PASS	



LTE Band 25 / 10MHz (Average) (GT - LC = -5.17 dB)							
Channel	Mode	RB		Conducted		EIRP	
		Size	Offset	Power (dBm)	Power (Watts)	EIRP(dBm)	EIRP(W)
Lowest	QPSK	1	49	23.19	0.2084	18.02	0.0634
Middle		1	49	23.24	0.2109	18.07	0.0641
Highest		1	49	23.21	0.2094	18.04	0.0637
Lowest	16QAM	1	0	22.46	0.1762	17.29	0.0536
Middle		1	0	22.71	0.1866	17.54	0.0568
Highest		1	0	22.73	0.1875	17.56	0.0570
Lowest	64QAM	1	0	21.36	0.1368	16.19	0.0416
Middle		1	0	21.71	0.1483	16.54	0.0451
Highest		1	0	21.69	0.1476	16.52	0.0449
Limit	EIRP < 2W			Result		PASS	

LTE Band 25 / 15MHz (Average) (GT - LC = -5.17 dB)							
Channel	Mode	RB		Conducted		EIRP	
		Size	Offset	Power (dBm)	Power (Watts)	EIRP(dBm)	EIRP(W)
Lowest	QPSK	1	37	23.06	0.2023	17.89	0.0615
Middle		1	37	23.18	0.2080	18.01	0.0632
Highest		1	37	23.04	0.2014	17.87	0.0612
Lowest	16QAM	1	37	22.30	0.1698	17.13	0.0516
Middle		1	37	22.54	0.1795	17.37	0.0546
Highest		1	37	22.31	0.1702	17.14	0.0518
Lowest	64QAM	1	37	21.26	0.1337	16.09	0.0406
Middle		1	37	21.54	0.1426	16.37	0.0434
Highest		1	37	21.28	0.1343	16.11	0.0408
Limit	EIRP < 2W			Result		PASS	

LTE Band 25 / 20MHz (Average) (GT - LC = -5.17 dB)							
Channel	Mode	RB		Conducted		EIRP	
		Size	Offset	Power (dBm)	Power (Watts)	EIRP(dBm)	EIRP(W)
Lowest	QPSK	1	0	23.10	0.2042	17.93	0.0621
Middle		1	0	23.25	0.2113	18.08	0.0643
Highest		1	0	23.17	0.2075	18.00	0.0631
Lowest	16QAM	1	49	22.42	0.1746	17.25	0.0531
Middle		1	49	22.62	0.1828	17.45	0.0556
Highest		1	49	22.60	0.1820	17.43	0.0553
Lowest	64QAM	1	49	21.37	0.1371	16.20	0.0417
Middle		1	49	21.60	0.1445	16.43	0.0440
Highest		1	49	21.57	0.1435	16.40	0.0437
Limit	EIRP < 2W			Result		PASS	



LTE Band 4 / 1.4MHz (Average) (GT - LC = -4.69 dB)							
Channel	Mode	RB		Conducted		EIRP	
		Size	Offset	Power (dBm)	Power (Watts)	EIRP(dBm)	EIRP(W)
Lowest	QPSK	3	3	23.34	0.2158	18.65	0.0733
Middle		3	3	23.25	0.2113	18.56	0.0718
Highest		3	3	23.48	0.2228	18.79	0.0757
Lowest	16QAM	1	5	22.68	0.1854	17.99	0.0630
Middle		1	5	22.56	0.1803	17.87	0.0612
Highest		1	5	22.87	0.1936	18.18	0.0658
Lowest	64QAM	3	1	21.54	0.1426	16.85	0.0484
Middle		3	1	21.56	0.1432	16.87	0.0486
Highest		3	1	21.81	0.1517	17.12	0.0515
Limit	EIRP < 1W			Result		PASS	

LTE Band 4 / 3MHz (Average) (GT - LC = -4.69 dB)							
Channel	Mode	RB		Conducted		EIRP	
		Size	Offset	Power (dBm)	Power (Watts)	EIRP(dBm)	EIRP(W)
Lowest	QPSK	1	0	23.23	0.2104	18.54	0.0714
Middle		1	0	23.24	0.2109	18.55	0.0716
Highest		1	0	23.45	0.2213	18.76	0.0752
Lowest	16QAM	1	8	22.68	0.1854	17.99	0.0630
Middle		1	8	22.57	0.1807	17.88	0.0614
Highest		1	8	22.83	0.1919	18.14	0.0652
Lowest	64QAM	1	8	21.63	0.1455	16.94	0.0494
Middle		1	8	21.56	0.1432	16.87	0.0486
Highest		1	8	21.79	0.1510	17.10	0.0513
Limit	EIRP < 1W			Result		PASS	

LTE Band 4 / 5MHz (Average) (GT - LC = -4.69 dB)							
Channel	Mode	RB		Conducted		EIRP	
		Size	Offset	Power (dBm)	Power (Watts)	EIRP(dBm)	EIRP(W)
Lowest	QPSK	1	0	23.33	0.2153	18.64	0.0731
Middle		1	0	23.31	0.2143	18.62	0.0728
Highest		1	0	23.48	0.2228	18.79	0.0757
Lowest	16QAM	1	24	22.72	0.1871	18.03	0.0635
Middle		1	24	22.65	0.1841	17.96	0.0625
Highest		1	24	22.87	0.1936	18.18	0.0658
Lowest	64QAM	1	0	21.65	0.1462	16.96	0.0497
Middle		1	0	21.67	0.1469	16.98	0.0499
Highest		1	0	21.82	0.1521	17.13	0.0516
Limit	EIRP < 1W			Result		PASS	



LTE Band 4 / 10MHz (Average) (GT - LC = -4.69 dB)							
Channel	Mode	RB		Conducted		EIRP	
		Size	Offset	Power (dBm)	Power (Watts)	EIRP(dBm)	EIRP(W)
Lowest	QPSK	1	0	23.23	0.2104	18.54	0.0714
Middle		1	0	23.21	0.2094	18.52	0.0711
Highest		1	0	23.51	0.2244	18.82	0.0762
Lowest	16QAM	1	49	22.67	0.1849	17.98	0.0628
Middle		1	49	22.63	0.1832	17.94	0.0622
Highest		1	49	22.90	0.1950	18.21	0.0662
Lowest	64QAM	1	0	21.53	0.1422	16.84	0.0483
Middle		1	0	21.49	0.1409	16.80	0.0479
Highest		1	0	21.86	0.1535	17.17	0.0521
Limit	EIRP < 1W			Result		PASS	

LTE Band 4 / 15MHz (Average) (GT - LC = -4.69 dB)							
Channel	Mode	RB		Conducted		EIRP	
		Size	Offset	Power (dBm)	Power (Watts)	EIRP(dBm)	EIRP(W)
Lowest	QPSK	1	37	23.33	0.2153	18.64	0.0731
Middle		1	37	23.23	0.2104	18.54	0.0714
Highest		1	37	23.51	0.2244	18.82	0.0762
Lowest	16QAM	1	74	22.45	0.1758	17.76	0.0597
Middle		1	74	22.68	0.1854	17.99	0.0630
Highest		1	74	22.82	0.1914	18.13	0.0650
Lowest	64QAM	1	37	21.64	0.1459	16.95	0.0495
Middle		1	37	21.49	0.1409	16.80	0.0479
Highest		1	37	21.83	0.1524	17.14	0.0518
Limit	EIRP < 1W			Result		PASS	

LTE Band 4 / 20MHz (Average) (GT - LC = -4.69 dB)							
Channel	Mode	RB		Conducted		EIRP	
		Size	Offset	Power (dBm)	Power (Watts)	EIRP(dBm)	EIRP(W)
Lowest	QPSK	1	99	23.28	0.2128	18.59	0.0723
Middle		1	99	23.29	0.2133	18.60	0.0724
Highest		1	99	23.52	0.2249	18.83	0.0764
Lowest	16QAM	1	99	22.43	0.1750	17.74	0.0594
Middle		1	99	22.62	0.1828	17.93	0.0621
Highest		1	99	22.81	0.1910	18.12	0.0649
Lowest	64QAM	1	99	21.29	0.1346	16.60	0.0457
Middle		1	99	21.68	0.1472	16.99	0.0500
Highest		1	99	21.83	0.1524	17.14	0.0518
Limit	EIRP < 1W			Result		PASS	



LTE Band 5 / 1.4MHz (Average) (GT - LC = -3.61 dB)							
Channel	Mode	RB		Conducted		ERP	
		Size	Offset	Power (dBm)	Power (Watts)	ERP(dBm)	ERP(W)
Lowest	QPSK	1	0	23.44	0.2208	17.68	0.0586
Middle		1	0	23.98	0.2500	18.22	0.0664
Highest		1	0	24.38	0.2742	18.62	0.0728
Lowest	16QAM	1	0	22.75	0.1884	16.99	0.0500
Middle		1	0	23.14	0.2061	17.38	0.0547
Highest		1	0	23.62	0.2301	17.86	0.0611
Lowest	64QAM	1	0	21.62	0.1452	15.86	0.0385
Middle		1	0	22.12	0.1629	16.36	0.0433
Highest		1	0	22.72	0.1871	16.96	0.0497
Limit	ERP < 7W			Result		PASS	

LTE Band 5 / 3MHz (Average) (GT - LC = -3.61 dB)							
Channel	Mode	RB		Conducted		ERP	
		Size	Offset	Power (dBm)	Power (Watts)	ERP(dBm)	ERP(W)
Lowest	QPSK	1	8	23.55	0.2265	17.79	0.0601
Middle		1	8	24.01	0.2518	18.25	0.0668
Highest		1	8	24.42	0.2767	18.66	0.0735
Lowest	16QAM	1	8	22.84	0.1923	17.08	0.0511
Middle		1	8	23.19	0.2084	17.43	0.0553
Highest		1	8	23.52	0.2249	17.76	0.0597
Lowest	64QAM	1	8	21.81	0.1517	16.05	0.0403
Middle		1	8	22.15	0.1641	16.39	0.0436
Highest		1	8	22.59	0.1816	16.83	0.0482
Limit	ERP < 7W			Result		PASS	

LTE Band 5 / 5MHz (Average) (GT - LC = -3.61 dB)							
Channel	Mode	RB		Conducted		ERP	
		Size	Offset	Power (dBm)	Power (Watts)	ERP(dBm)	ERP(W)
Lowest	QPSK	1	24	23.77	0.2382	18.01	0.0632
Middle		1	24	24.20	0.2630	18.44	0.0698
Highest		1	24	24.59	0.2877	18.83	0.0764
Lowest	16QAM	1	12	22.87	0.1936	17.11	0.0514
Middle		1	12	23.35	0.2163	17.59	0.0574
Highest		1	12	23.84	0.2421	18.08	0.0643
Lowest	64QAM	1	12	21.92	0.1556	16.16	0.0413
Middle		1	12	22.33	0.1710	16.57	0.0454
Highest		1	12	22.79	0.1901	17.03	0.0505
Limit	ERP < 7W			Result		PASS	



LTE Band 5 / 10MHz (Average) (GT - LC = -3.61 dB)							
Channel	Mode	RB		Conducted		ERP	
		Size	Offset	Power (dBm)	Power (Watts)	ERP(dBm)	ERP(W)
Lowest	QPSK	1	49	23.91	0.2460	18.15	0.0653
Middle		1	49	24.32	0.2704	18.56	0.0718
Highest		1	49	24.60	0.2884	18.84	0.0766
Lowest	16QAM	1	49	23.31	0.2143	17.55	0.0569
Middle		1	49	23.59	0.2286	17.83	0.0607
Highest		1	49	23.81	0.2404	18.05	0.0638
Lowest	64QAM	1	49	22.19	0.1656	16.43	0.0440
Middle		1	49	22.61	0.1824	16.85	0.0484
Highest		1	49	22.86	0.1932	17.10	0.0513
Limit	ERP < 7W			Result		PASS	



LTE Band 7 / 5MHz (Average) (GT - LC = -4.62 dB)							
Channel	Mode	RB		Conducted		EIRP	
		Size	Offset	Power (dBm)	Power (Watts)	EIRP(dBm)	EIRP(W)
Lowest	QPSK	1.00	24.00	23.35	0.2163	18.73	0.0746
Middle		1.00	24.00	23.18	0.2080	18.56	0.0718
Highest		1.00	24.00	23.73	0.2360	19.11	0.0815
Lowest	16QAM	1.00	12.00	22.76	0.1888	18.14	0.0652
Middle		1.00	12.00	22.43	0.1750	17.81	0.0604
Highest		1.00	12.00	22.90	0.1950	18.28	0.0673
Lowest	64QAM	1.00	24.00	21.67	0.1469	17.05	0.0507
Middle		1.00	24.00	21.39	0.1377	16.77	0.0475
Highest		1.00	24.00	21.97	0.1574	17.35	0.0543
Limit	EIRP < 2W			Result		PASS	

LTE Band 7 / 10MHz (Average) (GT - LC = -4.62 dB)							
Channel	Mode	RB		Conducted		EIRP	
		Size	Offset	Power (dBm)	Power (Watts)	EIRP(dBm)	EIRP(W)
Lowest	QPSK	1.00	49	23.26	0.2118	18.64	0.0731
Middle		1.00	49	23.10	0.2042	18.48	0.0705
Highest		1.00	49	23.66	0.2323	19.04	0.0802
Lowest	16QAM	1.00	49	22.62	0.1828	18.00	0.0631
Middle		1.00	49	22.41	0.1742	17.79	0.0601
Highest		1.00	49	22.95	0.1972	18.33	0.0681
Lowest	64QAM	1.00	49	21.57	0.1435	16.95	0.0495
Middle		1.00	49	21.35	0.1365	16.73	0.0471
Highest		1.00	49	21.93	0.1560	17.31	0.0538
Limit	EIRP < 2W			Result		PASS	

LTE Band 7 / 15MHz (Average) (GT - LC = -4.62 dB)							
Channel	Mode	RB		Conducted		EIRP	
		Size	Offset	Power (dBm)	Power (Watts)	EIRP(dBm)	EIRP(W)
Lowest	QPSK	1.00	74.00	23.28	0.2128	18.66	0.0735
Middle		1.00	74.00	23.19	0.2084	18.57	0.0719
Highest		1.00	74.00	23.74	0.2366	19.12	0.0817
Lowest	16QAM	1.00	74.00	22.66	0.1845	18.04	0.0637
Middle		1.00	74.00	22.52	0.1786	17.90	0.0617
Highest		1.00	74.00	22.80	0.1905	18.18	0.0658
Lowest	64QAM	1.00	74.00	21.56	0.1432	16.94	0.0494
Middle		1.00	74.00	21.43	0.1390	16.81	0.0480
Highest		1.00	74.00	21.94	0.1563	17.32	0.0540
Limit	EIRP < 2W			Result		PASS	



LTE Band 7 / 20MHz (Average) (GT - LC = -4.62 dB)							
Channel	Mode	RB		Conducted		EIRP	
		Size	Offset	Power (dBm)	Power (Watts)	EIRP(dBm)	EIRP(W)
Lowest	QPSK	1.00	99.00	23.43	0.2203	18.81	0.0760
Middle		1.00	99.00	23.27	0.2123	18.65	0.0733
Highest		1.00	99.00	23.75	0.2371	19.13	0.0818
Lowest	16QAM	1.00	99.00	22.61	0.1824	17.99	0.0630
Middle		1.00	99.00	22.60	0.1820	17.98	0.0628
Highest		1.00	99.00	23.00	0.1995	18.38	0.0689
Lowest	64QAM	1.00	99.00	21.51	0.1416	16.89	0.0489
Middle		1.00	99.00	21.51	0.1416	16.89	0.0489
Highest		1.00	99.00	21.98	0.1578	17.36	0.0545
Limit	EIRP < 2W			Result		PASS	



LTE Band 12 / 1.4MHz (Average) (GT - LC = -5.57 dB)							
Channel	Mode	RB		Conducted		ERP	
		Size	Offset	Power (dBm)	Power (Watts)	ERP(dBm)	ERP(W)
Lowest	QPSK	1	3	23.65	0.2317	15.93	0.0392
Middle		1	3	23.55	0.2265	15.83	0.0383
Highest		1	3	23.18	0.2080	15.46	0.0352
Lowest	16QAM	3	3	22.86	0.1932	15.14	0.0327
Middle		3	3	22.66	0.1845	14.94	0.0312
Highest		3	3	22.30	0.1698	14.58	0.0287
Lowest	64QAM	3	1	21.86	0.1535	14.14	0.0259
Middle		3	1	21.82	0.1521	14.10	0.0257
Highest		3	1	21.43	0.1390	13.71	0.0235
Limit	ERP < 3W			Result		PASS	

LTE Band 12 / 3MHz (Average) (GT - LC = -5.57 dB)							
Channel	Mode	RB		Conducted		ERP	
		Size	Offset	Power (dBm)	Power (Watts)	ERP(dBm)	ERP(W)
Lowest	QPSK	1	8	23.66	0.2323	15.94	0.0393
Middle		1	8	23.56	0.2270	15.84	0.0384
Highest		1	8	23.27	0.2123	15.55	0.0359
Lowest	16QAM	1	14	22.96	0.1977	15.24	0.0334
Middle		1	14	22.89	0.1945	15.17	0.0329
Highest		1	14	22.39	0.1734	14.67	0.0293
Lowest	64QAM	1	14	21.92	0.1556	14.20	0.0263
Middle		1	14	21.80	0.1514	14.08	0.0256
Highest		1	14	21.40	0.1380	13.68	0.0233
Limit	ERP < 3W			Result		PASS	

LTE Band 12 / 5MHz (Average) (GT - LC = -5.57 dB)							
Channel	Mode	RB		Conducted		ERP	
		Size	Offset	Power (dBm)	Power (Watts)	ERP(dBm)	ERP(W)
Lowest	QPSK	1	24	23.71	0.2350	15.99	0.0397
Middle		1	24	23.60	0.2291	15.88	0.0387
Highest		1	24	23.22	0.2099	15.50	0.0355
Lowest	16QAM	1	24	22.97	0.1982	15.25	0.0335
Middle		1	24	22.91	0.1954	15.19	0.0330
Highest		1	24	22.47	0.1766	14.75	0.0299
Lowest	64QAM	1	24	21.94	0.1563	14.22	0.0264
Middle		1	24	21.85	0.1531	14.13	0.0259
Highest		1	24	21.46	0.1400	13.74	0.0237
Limit	ERP < 3W			Result		PASS	



LTE Band 12 / 10MHz (Average) (GT - LC = -5.57 dB)							
Channel	Mode	RB		Conducted		ERP	
		Size	Offset	Power (dBm)	Power (Watts)	ERP(dBm)	ERP(W)
Lowest	QPSK	1	0	23.72	0.2355	16.00	0.0398
Middle		1	0	23.48	0.2228	15.76	0.0377
Highest		1	0	23.52	0.2249	15.80	0.0380
Lowest	16QAM	1	49	22.85	0.1928	15.13	0.0326
Middle		1	49	22.64	0.1837	14.92	0.0310
Highest		1	49	22.42	0.1746	14.70	0.0295
Lowest	64QAM	1	0	21.84	0.1528	14.12	0.0258
Middle		1	0	21.70	0.1479	13.98	0.0250
Highest		1	0	21.81	0.1517	14.09	0.0256
Limit	ERP < 3W			Result		PASS	



LTE Band 13 / 5MHz (Average) (GT - LC = -5.71 dB)							
Channel	Mode	RB		Conducted		ERP	
		Size	Offset	Power (dBm)	Power (Watts)	ERP(dBm)	ERP(W)
Lowest	QPSK	1	0	23.15	0.2065	15.29	0.0338
Middle		1	0	23.08	0.2032	15.22	0.0333
Highest		1	0	22.98	0.1986	15.12	0.0325
Lowest	16QAM	1	24	22.38	0.1730	14.52	0.0283
Middle		1	24	22.41	0.1742	14.55	0.0285
Highest		1	24	22.50	0.1778	14.64	0.0291
Lowest	64QAM	1	0	21.49	0.1409	13.63	0.0231
Middle		1	0	21.34	0.1361	13.48	0.0223
Highest		1	0	21.18	0.1312	13.32	0.0215
Limit	ERP < 3W			Result		PASS	

LTE Band 13 / 10MHz (Average) (GT - LC = -5.71 dB)							
Channel	Mode	RB		Conducted		ERP	
		Size	Offset	Power (dBm)	Power (Watts)	ERP(dBm)	ERP(W)
Lowest	QPSK	-	-	-	-	-	-
Middle		1	0	23.19	0.2084	15.33	0.0341
Highest		-	-	-	-	-	-
Lowest	16QAM	-	-	-	-	-	-
Middle		1	49	22.48	0.1770	14.62	0.0290
Highest		-	-	-	-	-	-
Lowest	64QAM	-	-	-	-	-	-
Middle		1	0	21.36	0.1368	13.50	0.0224
Highest		-	-	-	-	-	-
Limit	ERP < 3W			Result		PASS	



LTE Band 17 / 5MHz (Average) (GT - LC = -5.57 dB)							
Channel	Mode	RB		Conducted		ERP	
		Size	Offset	Power (dBm)	Power (Watts)	ERP(dBm)	ERP(W)
Lowest	QPSK	1	0	23.63	0.2307	15.91	0.0390
Middle		1	0	23.64	0.2312	15.92	0.0391
Highest		1	0	23.48	0.2228	15.76	0.0377
Lowest	16QAM	1	24	23.00	0.1995	15.28	0.0337
Middle		1	24	22.79	0.1901	15.07	0.0321
Highest		1	24	22.59	0.1816	14.87	0.0307
Lowest	64QAM	1	0	21.93	0.1560	14.21	0.0264
Middle		1	0	21.99	0.1581	14.27	0.0267
Highest		1	0	21.73	0.1489	14.01	0.0252
Limit	ERP < 3W			Result		PASS	

LTE Band 17 / 10MHz (Average) (GT - LC = -5.57 dB)							
Channel	Mode	RB		Conducted		ERP	
		Size	Offset	Power (dBm)	Power (Watts)	ERP(dBm)	ERP(W)
Lowest	QPSK	1	0	23.60	0.2291	15.88	0.0387
Middle		1	0	23.68	0.2333	15.96	0.0394
Highest		1	0	23.67	0.2328	15.95	0.0394
Lowest	16QAM	1	25	22.98	0.1986	15.26	0.0336
Middle		1	25	22.89	0.1945	15.17	0.0329
Highest		1	25	22.82	0.1914	15.10	0.0324
Lowest	64QAM	1	0	21.93	0.1560	14.21	0.0264
Middle		1	0	21.90	0.1549	14.18	0.0262
Highest		1	0	21.95	0.1567	14.23	0.0265
Limit	ERP < 3W			Result		PASS	



LTE Band 41 / 5MHz (Average) (GT - LC = -4.57 dB)							
Channel	Mode	RB		Conducted		EIRP	
		Size	Offset	Power (dBm)	Power (Watts)	EIRP(dBm)	EIRP(W)
Lowest	QPSK	1.00	0.00	23.74	0.2366	19.17	0.0826
Middle		1.00	0.00	23.32	0.2148	18.75	0.0750
Highest		1.00	0.00	24.23	0.2649	19.66	0.0925
Lowest	16QAM	1.00	24.00	22.88	0.1941	18.31	0.0678
Middle		1.00	24.00	22.25	0.1679	17.68	0.0586
Highest		1.00	24.00	23.51	0.2244	18.94	0.0783
Lowest	64QAM	1.00	24.00	21.88	0.1542	17.31	0.0538
Middle		1.00	24.00	21.28	0.1343	16.71	0.0469
Highest		1.00	24.00	22.55	0.1799	17.98	0.0628
Limit	EIRP < 2W			Result		PASS	

LTE Band 41 / 10MHz (Average) (GT - LC = -4.57 dB)							
Channel	Mode	RB		Conducted		EIRP	
		Size	Offset	Power (dBm)	Power (Watts)	EIRP(dBm)	EIRP(W)
Lowest	QPSK	1.00	0.00	23.75	0.2371	19.18	0.0828
Middle		1.00	0.00	23.33	0.2153	18.76	0.0752
Highest		1.00	0.00	24.30	0.2692	19.73	0.0940
Lowest	16QAM	1.00	0.00	22.85	0.1928	18.28	0.0673
Middle		1.00	0.00	22.46	0.1762	17.89	0.0615
Highest		1.00	0.00	23.55	0.2265	18.98	0.0791
Lowest	64QAM	1.00	49	21.95	0.1567	17.38	0.0547
Middle		1.00	49	21.29	0.1346	16.72	0.0470
Highest		1.00	49	22.61	0.1824	18.04	0.0637
Limit	EIRP < 2W			Result		PASS	

LTE Band 41 / 15MHz (Average) (GT - LC = -4.57 dB)							
Channel	Mode	RB		Conducted		EIRP	
		Size	Offset	Power (dBm)	Power (Watts)	EIRP(dBm)	EIRP(W)
Lowest	QPSK	1.00	37.00	23.65	0.2317	19.08	0.0809
Middle		1.00	37.00	23.15	0.2065	18.58	0.0721
Highest		1.00	37.00	24.21	0.2636	19.64	0.0920
Lowest	16QAM	1.00	37.00	22.61	0.1824	18.04	0.0637
Middle		1.00	37.00	22.37	0.1726	17.80	0.0603
Highest		1.00	37.00	23.31	0.2143	18.74	0.0748
Lowest	64QAM	1.00	37.00	21.88	0.1542	17.31	0.0538
Middle		1.00	37.00	21.29	0.1346	16.72	0.0470
Highest		1.00	37.00	22.27	0.1687	17.70	0.0589
Limit	EIRP < 2W			Result		PASS	



LTE Band 41 / 20MHz (Average) (GT - LC = -4.57 dB)							
Channel	Mode	RB		Conducted		EIRP	
		Size	Offset	Power (dBm)	Power (Watts)	EIRP(dBm)	EIRP(W)
Lowest	QPSK	1.00	0.00	23.67	0.2328	19.10	0.0813
Middle		1.00	0.00	23.33	0.2153	18.76	0.0752
Highest		1.00	0.00	24.31	0.2698	19.74	0.0942
Lowest	16QAM	1.00	0.00	22.68	0.1854	18.11	0.0647
Middle		1.00	0.00	22.51	0.1782	17.94	0.0622
Highest		1.00	0.00	23.58	0.2280	19.01	0.0796
Lowest	64QAM	1.00	99.00	21.68	0.1472	17.11	0.0514
Middle		1.00	99.00	21.33	0.1358	16.76	0.0474
Highest		1.00	99.00	22.64	0.1837	18.07	0.0641
Limit	EIRP < 2W			Result		PASS	



LTE Band 26 / 1.4MHz (Average) (GT - LC = -3.71 dB)							
Channel	Mode	RB		Conducted		ERP	
		Size	Offset	Power (dBm)	Power (Watts)	ERP(dBm)	ERP(W)
Lowest	QPSK	1	0	23.42	0.2198	17.56	0.0570
Middle		1	0	23.74	0.2366	17.88	0.0614
Highest		1	0	24.50	0.2818	18.64	0.0731
Lowest	16QAM	1	0	22.69	0.1858	16.83	0.0482
Middle		1	0	23.04	0.2014	17.18	0.0522
Highest		1	0	23.66	0.2323	17.80	0.0603
Lowest	64QAM	1	0	21.59	0.1442	15.73	0.0374
Middle		1	0	21.97	0.1574	16.11	0.0408
Highest		1	0	22.71	0.1866	16.85	0.0484
Limit	ERP < 7W			Result		PASS	

LTE Band 26 / 3MHz (Average) (GT - LC = -3.71 dB)							
Channel	Mode	RB		Conducted		ERP	
		Size	Offset	Power (dBm)	Power (Watts)	ERP(dBm)	ERP(W)
Lowest	QPSK	1	8	23.28	0.2128	17.42	0.0552
Middle		1	8	23.65	0.2317	17.79	0.0601
Highest		1	8	24.46	0.2793	18.60	0.0724
Lowest	16QAM	1	8	22.52	0.1786	16.66	0.0463
Middle		1	8	22.87	0.1936	17.01	0.0502
Highest		1	8	23.63	0.2307	17.77	0.0598
Lowest	64QAM	1	8	21.57	0.1435	15.71	0.0372
Middle		1	8	21.97	0.1574	16.11	0.0408
Highest		1	8	22.62	0.1828	16.76	0.0474
Limit	ERP < 7W			Result		PASS	

LTE Band 26 / 5MHz (Average) (GT - LC = -3.71 dB)							
Channel	Mode	RB		Conducted		ERP	
		Size	Offset	Power (dBm)	Power (Watts)	ERP(dBm)	ERP(W)
Lowest	QPSK	1	12	23.61	0.2296	17.75	0.0596
Middle		1	12	23.83	0.2415	17.97	0.0627
Highest		1	12	24.59	0.2877	18.73	0.0746
Lowest	16QAM	1	12	22.95	0.1972	17.09	0.0512
Middle		1	12	23.02	0.2004	17.16	0.0520
Highest		1	12	23.79	0.2393	17.93	0.0621
Lowest	64QAM	1	24	21.81	0.1517	15.95	0.0394
Middle		1	24	22.21	0.1663	16.35	0.0432
Highest		1	24	22.83	0.1919	16.97	0.0498
Limit	ERP < 7W			Result		PASS	



LTE Band 26 / 10MHz (Average) (GT - LC = -3.71 dB)							
Channel	Mode	RB		Conducted		ERP	
		Size	Offset	Power (dBm)	Power (Watts)	ERP(dBm)	ERP(W)
Lowest	QPSK	1	49	23.67	0.2328	17.81	0.0604
Middle		1	49	24.06	0.2547	18.20	0.0661
Highest		1	49	24.54	0.2844	18.68	0.0738
Lowest	16QAM	1	25	23.04	0.2014	17.18	0.0522
Middle		1	25	23.17	0.2075	17.31	0.0538
Highest		1	25	23.77	0.2382	17.91	0.0618
Lowest	64QAM	1	49	21.93	0.1560	16.07	0.0405
Middle		1	49	22.27	0.1687	16.41	0.0438
Highest		1	49	22.92	0.1959	17.06	0.0508
Limit	ERP < 7W			Result		PASS	

LTE Band 26 / 15MHz (Average) (GT - LC = -3.71 dB)							
Channel	Mode	RB		Conducted		ERP	
		Size	Offset	Power (dBm)	Power (Watts)	ERP(dBm)	ERP(W)
Lowest	QPSK	1	74	23.79	0.2393	17.93	0.0621
Middle		1	74	24.17	0.2612	18.31	0.0678
Highest		1	74	24.62	0.2897	18.76	0.0752
Lowest	16QAM	1	74	23.04	0.2014	17.18	0.0522
Middle		1	74	23.46	0.2218	17.60	0.0575
Highest		1	74	23.80	0.2399	17.94	0.0622
Lowest	64QAM	1	74	22.07	0.1611	16.21	0.0418
Middle		1	74	22.41	0.1742	16.55	0.0452
Highest		1	74	22.83	0.1919	16.97	0.0498
Limit	ERP < 7W			Result		PASS	



LTE Band 38 / 5MHz (Peak) (GT - LC = -4.1 dB)							
Channel	Mode	RB		Conducted		EIRP	
		Size	Offset	Power (dBm)	Power (Watts)	EIRP(dBm)	EIRP(W)
Lowest	QPSK	1.00	12.00	23.35	0.2163	19.25	0.0841
Middle		1.00	12.00	23.46	0.2218	19.36	0.0863
Highest		1.00	12.00	23.45	0.2213	19.35	0.0861
Lowest	16QAM	1.00	24.00	22.26	0.1683	18.16	0.0655
Middle		1.00	24.00	22.28	0.1690	18.18	0.0658
Highest		1.00	24.00	22.66	0.1845	18.56	0.0718
Lowest	64QAM	1.00	24.00	21.27	0.1340	17.17	0.0521
Middle		1.00	24.00	21.37	0.1371	17.27	0.0533
Highest		1.00	24.00	21.83	0.1524	17.73	0.0593
Limit	EIRP < 2W			Result		PASS	

LTE Band 38 / 10MHz (Peak) (GT - LC = -4.1 dB)							
Channel	Mode	RB		Conducted		EIRP	
		Size	Offset	Power (dBm)	Power (Watts)	EIRP(dBm)	EIRP(W)
Lowest	QPSK	1.00	49	23.35	0.2163	19.25	0.0841
Middle		1.00	49	23.22	0.2099	19.12	0.0817
Highest		1.00	49	23.25	0.2113	19.15	0.0822
Lowest	16QAM	1.00	25	22.67	0.1849	18.57	0.0719
Middle		1.00	25	22.12	0.1629	18.02	0.0634
Highest		1.00	25	22.19	0.1656	18.09	0.0644
Lowest	64QAM	1.00	25	21.46	0.1400	17.36	0.0545
Middle		1.00	25	21.26	0.1337	17.16	0.0520
Highest		1.00	25	21.32	0.1355	17.22	0.0527
Limit	EIRP < 2W			Result		PASS	

LTE Band 38 / 15MHz (Peak) (GT - LC = -4.1 dB)							
Channel	Mode	RB		Conducted		EIRP	
		Size	Offset	Power (dBm)	Power (Watts)	EIRP(dBm)	EIRP(W)
Lowest	QPSK	1.00	74.00	23.36	0.2168	19.26	0.0843
Middle		1.00	74.00	23.47	0.2223	19.37	0.0865
Highest		1.00	74.00	23.45	0.2213	19.35	0.0861
Lowest	16QAM	1.00	74.00	22.28	0.1690	18.18	0.0658
Middle		1.00	74.00	22.61	0.1824	18.51	0.0710
Highest		1.00	74.00	22.41	0.1742	18.31	0.0678
Lowest	64QAM	1.00	0.00	21.67	0.1469	17.57	0.0571
Middle		1.00	0.00	21.49	0.1409	17.39	0.0548
Highest		1.00	0.00	21.09	0.1285	16.99	0.0500
Limit	EIRP < 2W			Result		PASS	



LTE Band 38 / 20MHz (Peak) (GT - LC = -4.1 dB)							
Channel	Mode	RB		Conducted		EIRP	
		Size	Offset	Power (dBm)	Power (Watts)	EIRP(dBm)	EIRP(W)
Lowest	QPSK	1.00	0.00	23.40	0.2188	19.30	0.0851
Middle		1.00	0.00	23.43	0.2203	19.33	0.0857
Highest		1.00	0.00	23.48	0.2228	19.38	0.0867
Lowest	16QAM	1.00	0.00	22.21	0.1663	18.11	0.0647
Middle		1.00	0.00	22.50	0.1778	18.40	0.0692
Highest		1.00	0.00	22.10	0.1622	18.00	0.0631
Lowest	64QAM	1.00	49.00	21.35	0.1365	17.25	0.0531
Middle		1.00	49.00	21.13	0.1297	17.03	0.0505
Highest		1.00	49.00	21.60	0.1445	17.50	0.0562
Limit	EIRP < 2W			Result		PASS	



LTE Band 66 / 1.4MHz (Average) (GT - LC = -4.69 dB)							
Channel	Mode	RB		Conducted		EIRP	
		Size	Offset	Power (dBm)	Power (Watts)	EIRP(dBm)	EIRP(W)
Lowest	QPSK	1	0	23.46	0.2218	18.77	0.0753
Middle		1	0	23.65	0.2317	18.96	0.0787
Highest		1	0	23.46	0.2218	18.77	0.0753
Lowest	16QAM	1	3	22.63	0.1832	17.94	0.0622
Middle		1	3	22.85	0.1928	18.16	0.0655
Highest		1	3	22.94	0.1968	18.25	0.0668
Lowest	64QAM	1	5	21.72	0.1486	17.03	0.0505
Middle		1	5	21.87	0.1538	17.18	0.0522
Highest		1	5	21.55	0.1429	16.86	0.0485
Limit	EIRP < 1W			Result		PASS	

LTE Band 66 / 3MHz (Average) (GT - LC = -4.69 dB)							
Channel	Mode	RB		Conducted		EIRP	
		Size	Offset	Power (dBm)	Power (Watts)	EIRP(dBm)	EIRP(W)
Lowest	QPSK	1	8	23.53	0.2254	18.84	0.0766
Middle		1	8	23.49	0.2234	18.80	0.0759
Highest		1	8	23.61	0.2296	18.92	0.0780
Lowest	16QAM	1	8	22.89	0.1945	18.20	0.0661
Middle		1	8	22.82	0.1914	18.13	0.0650
Highest		1	8	22.60	0.1820	17.91	0.0618
Lowest	64QAM	1	14	21.68	0.1472	16.99	0.0500
Middle		1	14	21.94	0.1563	17.25	0.0531
Highest		1	14	21.71	0.1483	17.02	0.0504
Limit	EIRP < 1W			Result		PASS	

LTE Band 66 / 5MHz (Average) (GT - LC = -4.69 dB)							
Channel	Mode	RB		Conducted		EIRP	
		Size	Offset	Power (dBm)	Power (Watts)	EIRP(dBm)	EIRP(W)
Lowest	QPSK	1	0	23.46	0.2218	18.77	0.0753
Middle		1	0	23.65	0.2317	18.96	0.0787
Highest		1	0	23.48	0.2228	18.79	0.0757
Lowest	16QAM	1	24	22.88	0.1941	18.19	0.0659
Middle		1	24	22.71	0.1866	18.02	0.0634
Highest		1	24	22.82	0.1914	18.13	0.0650
Lowest	64QAM	1	12	21.84	0.1528	17.15	0.0519
Middle		1	12	21.74	0.1493	17.05	0.0507
Highest		1	12	21.70	0.1479	17.01	0.0502
Limit	EIRP < 1W			Result		PASS	



LTE Band 66 / 10MHz (Average) (GT - LC = -4.69 dB)							
Channel	Mode	RB		Conducted		EIRP	
		Size	Offset	Power (dBm)	Power (Watts)	EIRP(dBm)	EIRP(W)
Lowest	QPSK	1	0	23.48	0.2228	18.79	0.0757
Middle		1	0	23.45	0.2213	18.76	0.0752
Highest		1	0	23.67	0.2328	18.98	0.0791
Lowest	16QAM	1	25	22.93	0.1963	18.24	0.0667
Middle		1	25	22.88	0.1941	18.19	0.0659
Highest		1	25	22.67	0.1849	17.98	0.0628
Lowest	64QAM	1	49	21.77	0.1503	17.08	0.0511
Middle		1	49	21.95	0.1567	17.26	0.0532
Highest		1	49	21.73	0.1489	17.04	0.0506
Limit	EIRP < 1W			Result		PASS	

LTE Band 66 / 15MHz (Average) (GT - LC = -4.69 dB)							
Channel	Mode	RB		Conducted		EIRP	
		Size	Offset	Power (dBm)	Power (Watts)	EIRP(dBm)	EIRP(W)
Lowest	QPSK	1	0	23.10	0.2042	18.41	0.0693
Middle		1	0	23.29	0.2133	18.60	0.0724
Highest		1	0	23.48	0.2228	18.79	0.0757
Lowest	16QAM	1	74	22.37	0.1726	17.68	0.0586
Middle		1	74	22.76	0.1888	18.07	0.0641
Highest		1	74	22.82	0.1914	18.13	0.0650
Lowest	64QAM	1	74	21.33	0.1358	16.64	0.0461
Middle		1	74	21.76	0.1500	17.07	0.0509
Highest		1	74	21.71	0.1483	17.02	0.0504
Limit	EIRP < 1W			Result		PASS	

LTE Band 66 / 20MHz (Average) (GT - LC = -4.69 dB)							
Channel	Mode	RB		Conducted		EIRP	
		Size	Offset	Power (dBm)	Power (Watts)	EIRP(dBm)	EIRP(W)
Lowest	QPSK	1	0	23.24	0.2109	18.55	0.0716
Middle		1	0	23.54	0.2259	18.85	0.0767
Highest		1	0	23.72	0.2355	19.03	0.0800
Lowest	16QAM	1	0	22.59	0.1816	17.90	0.0617
Middle		1	0	22.74	0.1879	18.05	0.0638
Highest		1	0	22.94	0.1968	18.25	0.0668
Lowest	64QAM	1	0	21.61	0.1449	16.92	0.0492
Middle		1	0	21.71	0.1483	17.02	0.0504
Highest		1	0	21.84	0.1528	17.15	0.0519
Limit	EIRP < 1W			Result		PASS	



Radiated Spurious Emission

LTE Band 2

LTE Band 2 / 20MHz / QPSK									
Channel	Frequency (MHz)	EIRP (dBm)	Limit (dBm)	Over Limit (dB)	SPA Reading (dBm)	S.G. Power (dBm)	TX Cable loss (dB)	TX Antenna Gain (dBi)	Polarization (H/V)
Lowest	3702	-55.17	-13	-42.17	-75.72	-66.20	1.43	12.46	H
	5553	-52.63	-13	-39.63	-76.6	-63.91	2.01	13.29	H
	7404	-48.44	-13	-35.44	-76.34	-57.63	2.21	11.40	H
									H
									H
									H
	3702	-55.38	-13	-42.38	-75.62	-66.41	1.43	12.46	V
	5553	-52.99	-13	-39.99	-77.16	-64.27	2.01	13.29	V
	7404	-49.27	-13	-36.27	-76.72	-58.46	2.21	11.40	V
									V
									V
									V
Middle	3742	-55.39	-13	-42.39	-76.04	-66.42	1.46	12.49	H
	5613	-53.02	-13	-40.02	-76.98	-64.30	2.00	13.28	H
	7484	-49.15	-13	-36.15	-77.1	-58.29	2.18	11.32	H
									H
									H
									H
	3742	-55.79	-13	-42.79	-76.17	-66.82	1.46	12.49	V
	5613	-52.77	-13	-39.77	-77.04	-64.05	2.00	13.28	V
	7484	-49.14	-13	-36.14	-77.14	-58.28	2.18	11.32	V
									V
									V
									V



Highest	3784	-56.02	-13	-43.02	-76.76	-67.05	1.50	12.53	H
	5673	-53.36	-13	-40.36	-77.4	-64.63	2.00	13.27	H
	7564	-49.24	-13	-36.24	-76.79	-58.31	2.21	11.29	H
									H
									H
									H
									H
	3784	-56.05	-13	-43.05	-76.55	-67.08	1.50	12.53	V
	5673	-53.01	-13	-40.01	-77.33	-64.28	2.00	13.27	V
	7564	-48.70	-13	-35.70	-76.46	-57.77	2.21	11.29	V
									V
									V
									V
									V

Remark: Spurious emissions within 30-1000MHz were found more than 20dB below limit line.



LTE Band 25

LTE Band 25 / 20MHz / QPSK									
Channel	Frequency (MHz)	EIRP (dBm)	Limit (dBm)	Over Limit (dB)	SPA Reading (dBm)	S.G. Power (dBm)	TX Cable loss (dB)	TX Antenna Gain (dBi)	Polarization (H/V)
Lowest	3702	-55.11	-13	-42.11	-75.66	-66.14	1.43	12.46	H
	5553	-52.83	-13	-39.83	-76.8	-64.11	2.01	13.29	H
	7404	-48.77	-13	-35.77	-76.67	-57.96	2.21	11.40	H
									H
									H
									H
									H
	3702	-55.32	-13	-42.32	-75.57	-66.35	1.43	12.46	V
	5553	-52.86	-13	-39.86	-77.03	-64.14	2.01	13.29	V
	7404	-49.20	-13	-36.20	-76.64	-58.39	2.21	11.40	V
									V
									V
									V
									V
Middle	3742	-55.33	-13	-42.33	-75.98	-66.36	1.46	12.49	H
	5613	-53.11	-13	-40.11	-77.07	-64.39	2.00	13.28	H
	7484	-49.32	-13	-36.32	-77.27	-58.46	2.18	11.32	H
									H
									H
									H
									H
	3742	-55.58	-13	-42.58	-75.96	-66.61	1.46	12.49	V
	5613	-52.89	-13	-39.89	-77.16	-64.17	2.00	13.28	V
	7484	-48.99	-13	-35.99	-76.99	-58.13	2.18	11.32	V
									V
									V
									V
									V



Highest	3792	-55.56	-13	-42.56	-76.29	-66.59	1.51	12.53	H
	5688	-53.08	-13	-40.08	-77.13	-64.35	1.99	13.26	H
	7584	-49.29	-13	-36.29	-76.72	-58.34	2.23	11.28	H
									H
									H
									H
									H
	3792	-55.98	-13	-42.98	-76.5	-67.01	1.51	12.53	V
	5688	-52.93	-13	-39.93	-77.25	-64.20	1.99	13.26	V
	7584	-48.97	-13	-35.97	-76.62	-58.02	2.23	11.28	V
									V
									V
									V
									V

Remark: Spurious emissions within 30-1000MHz were found more than 20dB below limit line.



LTE Band 4

LTE Band 4 / 20MHz / QPSK									
Channel	Frequency (MHz)	EIRP (dBm)	Limit (dBm)	Over Limit (dB)	SPA Reading (dBm)	S.G. Power (dBm)	TX Cable loss (dB)	TX Antenna Gain (dBi)	Polarization (H/V)
Lowest	3458	-49.89	-13	-36.89	-69.08	-60.86	1.24	12.21	H
	5184	-48.42	-13	-35.42	-72.42	-59.37	1.97	12.92	H
	6916	-50.45	-13	-37.45	-76.13	-59.63	2.35	11.53	H
									H
									H
									H
									H
	3458	-48.46	-13	-35.46	-67.33	-59.43	1.24	12.21	V
	5184	-45.09	-13	-32.09	-68.69	-56.04	1.97	12.92	V
	6916	-50.39	-13	-37.39	-76.11	-59.57	2.35	11.53	V
									V
									V
									V
									V
Middle	3483	-49.23	-13	-36.23	-68.71	-60.25	1.25	12.26	H
	5226	-47.92	-13	-34.92	-71.95	-58.91	1.98	12.97	H
	6966	-48.82	-13	-35.82	-74.97	-58.15	2.36	11.69	H
									H
									H
									H
									H
	3483	-49.29	-13	-36.29	-68.57	-60.31	1.25	12.26	V
	5226	-45.83	-13	-32.83	-69.48	-56.82	1.98	12.97	V
	6966	-48.70	-13	-35.70	-75.11	-58.03	2.36	11.69	V
									V
									V
									V
									V



Highest	3508	-52.05	-13	-39.05	-71.78	-63.10	1.26	12.31	H
	5261	-49.98	-13	-36.98	-73.98	-61.01	1.98	13.01	H
	7016	-48.69	-13	-35.69	-75.24	-58.11	2.36	11.78	H
									H
									H
									H
									H
	3508	-49.75	-13	-36.75	-69.29	-60.80	1.26	12.31	V
	5261	-45.90	-13	-32.90	-69.62	-56.93	1.98	13.01	V
	7016	-48.46	-13	-35.46	-75.3	-57.88	2.36	11.78	V
									V
									V
									V
									V

Remark: Spurious emissions within 30-1000MHz were found more than 20dB below limit line.



LTE Band 5

LTE Band 5 / 10MHz / QPSK									
Channel	Frequency (MHz)	ERP (dBm)	Limit (dBm)	Over Limit (dB)	SPA Reading (dBm)	S.G. Power (dBm)	TX Cable loss (dB)	TX Antenna Gain (dBi)	Polarization (H/V)
Lowest	1664	-63.60	-13	-50.60	-74.78	-69.50	0.70	8.76	H
	2500	-59.65	-13	-46.65	-75.61	-67.35	0.95	10.80	H
	3334	-58.01	-13	-45.01	-76.06	-66.58	1.21	11.93	H
									H
									H
									H
									H
	1664	-63.44	-13	-50.44	-74.53	-69.34	0.70	8.76	V
	2500	-59.66	-13	-46.66	-75.56	-67.36	0.95	10.80	V
	3334	-58.11	-13	-45.11	-75.88	-66.68	1.21	11.93	V
									V
									V
									V
									V
Middle	1680	-63.67	-13	-50.67	-74.96	-69.63	0.71	8.82	H
	2523	-59.97	-13	-46.97	-75.97	-67.68	0.96	10.82	H
	3364	-58.75	-13	-45.75	-76.72	-67.38	1.22	12.00	H
									H
									H
									H
									H
	1680	-63.76	-13	-50.76	-74.97	-69.72	0.71	8.82	V
	2523	-59.41	-13	-46.41	-75.54	-67.12	0.96	10.82	V
	3364	-59.11	-13	-46.11	-76.7	-67.74	1.22	12.00	V
									V
									V
									V
									V



Highest	1696	-63.53	-13	-50.53	-74.88	-69.54	0.72	8.88	H
	2545	-59.58	-13	-46.58	-75.61	-67.30	0.97	10.84	H
	3394	-58.39	-13	-45.39	-76.28	-67.08	1.22	12.07	H
									H
									H
									H
									H
	1696	-63.43	-13	-50.43	-74.71	-69.44	0.72	8.88	V
	2545	-59.25	-13	-46.25	-75.61	-66.97	0.97	10.84	V
	3394	-59.07	-13	-46.07	-76.52	-67.76	1.22	12.07	V
									V
									V
									V
									V

Remark: Spurious emissions within 30-1000MHz were found more than 20dB below limit line.



LTE Band 7

LTE Band 7 / 20MHz / QPSK										
Channel	Frequency (MHz)	EIRP (dBm)	Limit (dBm)	Over Limit (dB)	SPA Reading (dBm)	S.G. Power (dBm)	TX Cable loss (dB)	TX Antenna Gain (dBi)	Polarization (H/V)	
Lowest	5040	-53.50	-25	-28.50	-77.07	-64.29	1.95	12.75	H	
	7557	-48.78	-25	-23.78	-76.38	-57.86	2.21	11.29	H	
	10080	-43.83	-25	-18.83	-76.03	-52.53	2.46	11.17	H	
										H
										H
										H
										H
	5040	-53.54	-25	-28.54	-77.13	-64.33	1.95	12.75	V	
	7557	-48.51	-25	-23.51	-76.31	-57.59	2.21	11.29	V	
	10080	-44.14	-25	-19.14	-75.74	-52.84	2.46	11.17	V	
										V
										V
										V
										V
Middle	5088	-53.80	-25	-28.80	-77.5	-64.65	1.96	12.81	H	
	7632	-48.18	-25	-23.18	-75.5	-57.19	2.26	11.27	H	
	10179	-43.43	-25	-18.43	-75.63	-52.05	2.51	11.13	H	
										H
										H
										H
										H
	5088	-53.36	-25	-28.36	-76.94	-64.21	1.96	12.81	V	
	7632	-47.89	-25	-22.89	-75.43	-56.90	2.26	11.27	V	
	10179	-43.78	-25	-18.78	-75.48	-52.40	2.51	11.13	V	
										V
										V
										V
										V



Highest	5136	-53.29	-25	-28.29	-77.14	-64.19	1.97	12.86	H
	7707	-48.22	-25	-23.22	-75.53	-57.16	2.31	11.26	H
	10278	-43.99	-25	-18.99	-76.32	-52.53	2.55	11.09	H
									H
									H
									H
									H
	5136	-53.33	-25	-28.33	-76.92	-64.23	1.97	12.86	V
	7707	-48.21	-25	-23.21	-75.67	-57.15	2.31	11.26	V
	10278	-44.58	-25	-19.58	-76.5	-53.12	2.55	11.09	V
									V
									V
									V
									V

Remark: Spurious emissions within 30-1000MHz were found more than 20dB below limit line.



LTE Band 12

LTE Band 12 / 10MHz / QPSK										
Channel	Frequency (MHz)	ERP (dBm)	Limit (dBm)	Over Limit (dB)	SPA Reading (dBm)	S.G. Power (dBm)	TX Cable loss (dB)	TX Antenna Gain (dBi)	Polarization (H/V)	
Lowest	1400	-62.10	-13.00	-49.10	-74.30	-67.05	0.58	7.68	H	
	2098	-59.92	-13.00	-46.92	-75.27	-67.11	0.90	10.24	H	
	2798	-58.39	-13.00	-45.39	-75.33	-66.22	1.06	11.04	H	
										H
										H
										H
										H
	1400	-61.81	-13.00	-48.81	-74.17	-66.76	0.58	7.68	V	
	2098	-59.77	-13.00	-46.77	-75.10	-66.96	0.90	10.24	V	
	2798	-58.12	-13.00	-45.12	-75.66	-65.95	1.06	11.04	V	
										V
										V
										V
										V
Middle	1408	-61.92	-13.00	-48.92	-74.05	-66.90	0.58	7.71	H	
	2109	-59.88	-13.00	-46.88	-75.44	-67.08	0.90	10.25	H	
	2812	-58.64	-13.00	-45.64	-75.64	-66.48	1.06	11.05	H	
										H
										H
										H
										H
	1408	-61.94	-13.00	-48.94	-74.11	-66.92	0.58	7.71	V	
	2109	-59.88	-13.00	-46.88	-75.41	-67.08	0.90	10.25	V	
	2812	-58.27	-13.00	-45.27	-75.81	-66.11	1.06	11.05	V	
										V
										V
										V
										V



Highest	1416	-62.01	-13.00	-49.01	-74.06	-67.02	0.59	7.75	H
	2119	-59.74	-13.00	-46.74	-75.49	-66.95	0.90	10.27	H
	2826	-58.76	-13.00	-45.76	-75.83	-66.60	1.07	11.06	H
									H
									H
									H
									H
	1416	-61.84	-13.00	-48.84	-73.92	-66.85	0.59	7.75	V
	2119	-59.80	-13.00	-46.80	-75.52	-67.01	0.90	10.27	V
	2826	-58.16	-13.00	-45.16	-75.68	-66.00	1.07	11.06	V
									V
									V
									V
									V

Remark: Spurious emissions within 30-1000MHz were found more than 20dB below limit line.



LTE Band 13

LTE Band 13 / 5MHz / QPSK										
Channel	Frequency (MHz)	ERP (dBm)	Limit (dBm)	Over Limit (dB)	SPA Reading (dBm)	S.G. Power (dBm)	TX Cable loss (dB)	TX Antenna Gain (dBi)	Polarization (H/V)	
Lowest	1556	-63.88	-13	-50.88	-75.05	-69.41	0.64	8.32	H	
	2335	-59.59	-13	-46.59	-75.96	-67.08	0.93	10.57	H	
	3113	-57.49	-13	-44.49	-75.68	-65.63	1.16	11.45	H	
										H
										H
										H
										H
	1556	-64.10	-13.00	-51.10	-74.98	-69.63	0.64	8.32	V	
	2335	-59.31	-13	-46.31	-75.78	-66.80	0.93	10.57	V	
	3113	-57.60	-13	-44.60	-75.66	-65.74	1.16	11.45	V	
										V
										V
										V
										V
Middle	1561	-63.86	-42.15	-21.71	-74.99	-69.41	0.64	8.34	H	
	2342	-59.72	-13	-46.72	-76.05	-67.22	0.93	10.58	H	
	3123	-57.88	-13	-44.88	-76.09	-66.04	1.16	11.47	H	
										H
										H
										H
										H
	1561	-64.31	-42.15	-22.16	-75.16	-69.86	0.64	8.34	V	
	2342	-59.52	-13	-46.52	-75.96	-67.02	0.93	10.58	V	
	3123	-57.94	-13	-44.94	-76.06	-66.11	1.16	11.47	V	
										V
										V
										V
										V



Highest	1566	-63.88	-42.15	-21.73	-74.97	-69.45	0.65	8.36	H
	2350	-59.85	-13	-46.85	-76.12	-67.36	0.93	10.59	H
	3133	-57.91	-13	-44.91	-76.16	-66.09	1.16	11.49	H
									H
									H
									H
									H
	1566	-64.23	-42.15	-22.08	-75.06	-69.80	0.65	8.36	V
	2350	-59.33	-13	-46.33	-75.72	-66.84	0.93	10.59	V
	3133	-57.97	-13	-44.97	-76.17	-66.15	1.16	11.49	V
									V
									V
									V
									V

Remark: Spurious emissions within 30-1000MHz were found more than 20dB below limit line.



LTE Band 13 / 10MHz / QPSK									
Channel	Frequency (MHz)	ERP (dBm)	Limit (dBm)	Over Limit (dB)	SPA Reading (dBm)	S.G. Power (dBm)	TX Cable loss (dB)	TX Antenna Gain (dBi)	Polarization (H/V)
Middle	1560	-63.94	-42.15	-21.79	-75.08	-69.49	0.64	8.34	H
	2340	-59.32	-13	-46.32	-75.67	-66.82	0.93	10.58	H
	3120	-57.74	-13	-44.74	-75.94	-65.90	1.16	11.46	H
									H
									H
									H
									H
	1560	-64.27	-42.15	-22.12	-75.13	-69.82	0.64	8.34	V
	2340	-59.49	-13	-46.49	-75.94	-66.99	0.93	10.58	V
	3120	-57.96	-13	-44.96	-76.07	-66.12	1.16	11.46	V
									V
									V
									V
									V

Remark: Spurious emissions within 30-1000MHz were found more than 20dB below limit line.



LTE Band 17

LTE Band 17 / 10MHz / QPSK									
Channel	Frequency (MHz)	ERP (dBm)	Limit (dBm)	Over Limit (dB)	SPA Reading (dBm)	S.G. Power (dBm)	TX Cable loss (dB)	TX Antenna Gain (dBi)	Polarization (H/V)
Lowest	1408	-61.86	-13	-48.86	-73.99	-66.84	0.58	7.71	H
	2113	-60.05	-13	-47.05	-75.69	-67.25	0.90	10.26	H
	2818	-58.71	-13	-45.71	-75.74	-66.55	1.06	11.05	H
									H
									H
									H
									H
	1408	-61.77	-13	-48.77	-73.90	-66.75	0.58	7.71	V
	2113	-59.70	-13	-46.70	-75.32	-66.90	0.90	10.26	V
	2818	-58.01	-13	-45.01	-75.54	-65.85	1.06	11.05	V
									V
									V
									V
									V
Middle	1411	-61.86	-13	-48.86	-73.96	-66.85	0.59	7.73	H
	2116	-59.73	-13	-46.73	-75.42	-66.94	0.90	10.26	H
	2822	-58.44	-13	-45.44	-75.49	-66.28	1.07	11.06	H
									H
									H
									H
									H
	1411	-61.87	-13	-48.87	-73.97	-66.86	0.59	7.73	V
	2116	-59.69	-13	-46.69	-75.35	-66.90	0.90	10.26	V
	2822	-58.20	-13	-45.20	-75.72	-66.04	1.07	11.06	V
									V
									V
									V
									V



Highest	1413	-61.97	-13	-48.97	-74.05	-66.97	0.59	7.73	H
	2119	-59.79	-13	-46.79	-75.54	-67.00	0.90	10.27	H
	2826	-58.77	-13	-45.77	-75.84	-66.61	1.07	11.06	H
									H
									H
									H
									H
	1413	-61.96	-13	-48.96	-74.04	-66.96	0.59	7.73	V
	2119	-59.87	-13	-46.87	-75.59	-67.08	0.90	10.27	V
	2826	-58.08	-13	-45.08	-75.60	-65.92	1.07	11.06	V
									V
									V
									V
									V

Remark: Spurious emissions within 30-1000MHz were found more than 20dB below limit line.



LTE Band 41

LTE Band 41 / 20MHz / QPSK									
Channel	Frequency (MHz)	EIRP (dBm)	Limit (dBm)	Over Limit (dB)	SPA Reading (dBm)	S.G. Power (dBm)	TX Cable loss (dB)	TX Antenna Gain (dBi)	Polarization (H/V)
Lowest	4992	-53.77	-25	-28.77	-77.21	-64.84	1.95	12.70	H
	7491	-48.42	-25	-23.42	-76.36	-56.96	2.17	11.30	H
	9990	-43.77	-25	-18.77	-75.71	-52.27	2.43	11.20	H
									H
									H
									H
									H
	4992	-53.80	-25	-28.80	-77.37	-64.57	1.95	12.70	V
	7491	-48.54	-25	-23.54	-76.56	-57.24	2.17	11.30	V
	9990	-44.42	-25	-19.42	-75.89	-53.13	2.43	11.20	V
									V
									V
									V
									V
Middle	5166	-53.46	-25	-28.46	-77.4	-64.39	1.97	12.90	H
	7752	-48.24	-25	-23.24	-75.55	-57.14	2.35	11.25	H
	10338	-43.00	-25	-18.00	-75.42	-51.49	2.57	11.06	H
									H
									H
									H
									H
	5166	-53.20	-25	-28.20	-76.79	-64.13	1.97	12.90	V
	7752	-48.03	-25	-23.03	-75.45	-56.93	2.35	11.25	V
	10338	-43.83	-25	-18.83	-75.91	-52.32	2.57	11.06	V
									V
									V
									V
									V



Highest	5340	-52.71	-25	-27.71	-76.67	-63.83	1.99	13.11	H
	8013	-46.30	-25	-21.30	-75.19	-54.98	2.52	11.19	H
	10683	-43.19	-25	-18.19	-75.64	-51.53	2.63	10.96	H
									H
									H
									H
									H
	5340	-52.94	-25	-27.94	-76.84	-64.06	1.99	13.11	V
	8013	-46.23	-25	-21.23	-74.96	-54.91	2.52	11.19	V
	10683	-43.14	-25	-18.14	-75.74	-51.48	2.63	10.96	V
									V
									V
									V
									V

Remark: Spurious emissions within 30-1000MHz were found more than 20dB below limit line.



LTE Band 26

LTE Band 26 / 15MHz / QPSK									
Channel	Frequency (MHz)	ERP (dBm)	Limit (dBm)	Over Limit (dB)	SPA Reading (dBm)	S.G. Power (dBm)	TX Cable loss (dB)	TX Antenna Gain (dBi)	Polarization (H/V)
Lowest	1880	-62.50	-13	-49.50	-75.1	-69.15	0.82	9.62	H
	2814	-58.46	-13	-45.46	-75.47	-66.30	1.06	11.05	H
	3753	-55.84	-13	-42.84	-75.99	-64.72	1.47	12.50	H
									H
									H
									H
									H
	1880	-62.62	-13	-49.62	-75.16	-69.27	0.82	9.62	V
	2814	-57.80	-13	-44.80	-75.33	-65.64	1.06	11.05	V
	3753	-55.90	-13	-42.90	-75.79	-64.78	1.47	12.50	V
									V
									V
									V
									V
Middle	1688	-63.09	-13	-50.09	-74.41	-69.08	0.72	8.85	H
	2529	-59.82	-13	-46.82	-75.82	-67.53	0.96	10.82	H
	3373	-58.52	-13	-45.52	-76.46	-67.17	1.22	12.02	H
									H
									H
									H
									H
	1688	-62.89	-13	-49.89	-74.12	-68.88	0.72	8.85	V
	2529	-59.47	-13	-46.47	-75.66	-67.18	0.96	10.82	V
	3373	-59.16	-13	-46.16	-76.7	-67.81	1.22	12.02	V
									V
									V
									V
									V



Highest	1696	-63.55	-13	-50.55	-74.9	-69.56	0.72	8.88	H
	2544	-59.26	-13	-46.26	-75.29	-66.98	0.97	10.84	H
	3393	-58.69	-13	-45.69	-76.58	-67.38	1.22	12.06	H
									H
									H
									H
									H
	1696	-63.38	-13	-50.38	-74.66	-69.39	0.72	8.88	V
	2544	-59.05	-13	-46.05	-75.4	-66.77	0.97	10.84	V
	3393	-59.17	-13	-46.17	-76.62	-67.86	1.22	12.06	V
									V
									V
									V
									V

Remark: Spurious emissions within 30-1000MHz were found more than 20dB below limit line.



LTE Band 66

LTE Band 66 / 20MHz / QPSK									
Channel	Frequency (MHz)	EIRP (dBm)	Limit (dBm)	Over Limit (dB)	SPA Reading (dBm)	S.G. Power (dBm)	TX Cable loss (dB)	TX Antenna Gain (dBi)	Polarization (H/V)
Lowest	3420	-54.28	-13	-41.28	-73.04	-65.17	1.23	12.12	H
	5133	-53.44	-13	-40.44	-77.28	-64.33	1.97	12.86	H
	6844	-51.31	-13	-38.31	-76.32	-60.27	2.34	11.30	H
									H
									H
									H
									H
	3420	-53.99	-13	-40.99	-72.35	-64.88	1.23	12.12	V
	5133	-53.37	-13	-40.37	-76.96	-64.26	1.97	12.86	V
	6844	-51.27	-13	-38.27	-76.15	-60.23	2.34	11.30	V
									V
									V
									V
									V
Middle	3469	-55.75	-13	-42.75	-75.08	-66.74	1.24	12.23	H
	5208	-52.63	-13	-39.63	-76.67	-63.60	1.97	12.95	H
	6944	-49.52	-13	-36.52	-75.45	-58.78	2.36	11.62	H
									H
									H
									H
									H
	3469	-54.83	-13	-41.83	-73.91	-65.82	1.24	12.23	V
	5208	-50.63	-13	-37.63	-74.24	-61.60	1.97	12.95	V
	6944	-50.00	-13	-37.00	-76.09	-59.26	2.36	11.62	V
									V
									V
									V
									V



Highest	3522	-55.61	-13	-42.61	-75.43	-66.66	1.27	12.32	H
	5283	-52.92	-13	-39.92	-76.92	-63.98	1.98	13.04	H
	7044	-49.25	-13	-36.25	-75.99	-58.65	2.35	11.76	H
									H
									H
									H
									H
	3522	-55.83	-13	-42.83	-75.45	-66.88	1.27	12.32	V
	5283	-53.16	-13	-40.16	-76.94	-64.22	1.98	13.04	V
	7044	-48.92	-13	-35.92	-75.89	-58.32	2.35	11.76	V
									V
									V
									V
									V

Remark: Spurious emissions within 30-1000MHz were found more than 20dB below limit line.



LTE Band 38

LTE Band 38 / 20MHz / QPSK									
Channel	Frequency (MHz)	EIRP (dBm)	Limit (dBm)	Over Limit (dB)	SPA Reading (dBm)	S.G. Power (dBm)	TX Cable loss (dB)	TX Antenna Gain (dBi)	Polarization (H/V)
Lowest	5142	-53.45	-25	-28.45	-77.32	-64.35	1.97	12.87	H
	7713	-48.67	-25	-23.67	-75.98	-57.61	2.32	11.26	H
	10287	-43.89	-25	-18.89	-76.24	-52.42	2.55	11.09	H
									H
									H
									H
									H
	5142	-53.57	-25	-28.57	-77.16	-64.47	1.97	12.87	V
	7713	-48.27	-25	-23.27	-75.73	-57.21	2.32	11.26	V
	10287	-44.10	-25	-19.10	-76.06	-52.63	2.55	11.09	V
									V
									V
									V
									V
Middle	5172	-53.32	-25	-28.32	-77.29	-64.26	1.97	12.91	H
	7758	-48.08	-25	-23.08	-75.39	-56.98	2.35	11.25	H
	10341	-43.40	-25	-18.40	-75.82	-51.89	2.57	11.06	H
									H
									H
									H
									H
	5172	-53.78	-25	-28.78	-77.38	-64.72	1.97	12.91	V
	7758	-48.02	-25	-23.02	-75.43	-56.92	2.35	11.25	V
	10341	-43.78	-25	-18.78	-75.87	-52.27	2.57	11.06	V
									V
									V
									V
									V



Highest	5202	-53.27	-25	-28.27	-77.31	-64.24	1.97	12.94	H
	7803	-47.64	-25	-22.64	-74.96	-56.50	2.38	11.24	H
	10404	-43.54	-25	-18.54	-76.04	-51.98	2.60	11.04	H
									H
									H
									H
									H
	5202	-53.57	-25	-28.57	-77.17	-64.54	1.97	12.94	V
	7803	-47.37	-25	-22.37	-74.76	-56.23	2.38	11.24	V
	10404	-43.56	-25	-18.56	-75.79	-52.00	2.60	11.04	V
									V
									V
									V
									V

Remark: Spurious emissions within 30-1000MHz were found more than 20dB below limit line.