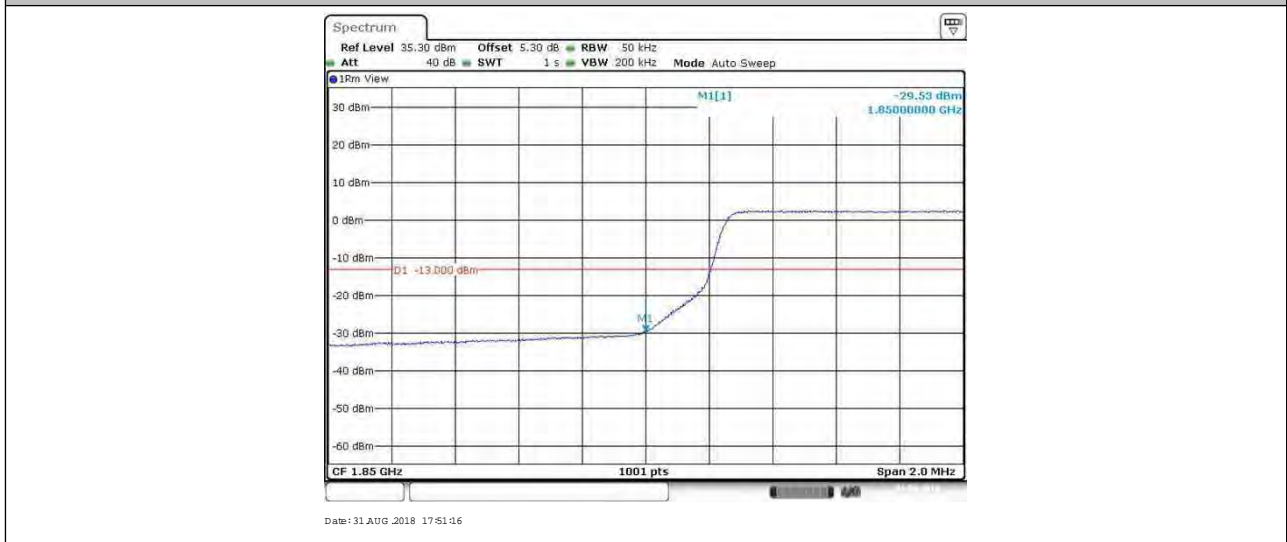


BAND2\_5MHz\_16QAM\_18625\_25RB#0



BAND2\_5MHz\_16QAM\_19175\_1RB#24



BAND2\_5MHz\_16QAM\_19175\_25RB#0



BAND2\_10MHz\_QPSK\_18650\_1RB#0



BAND2\_10MHz\_QPSK\_18650\_50RB#0



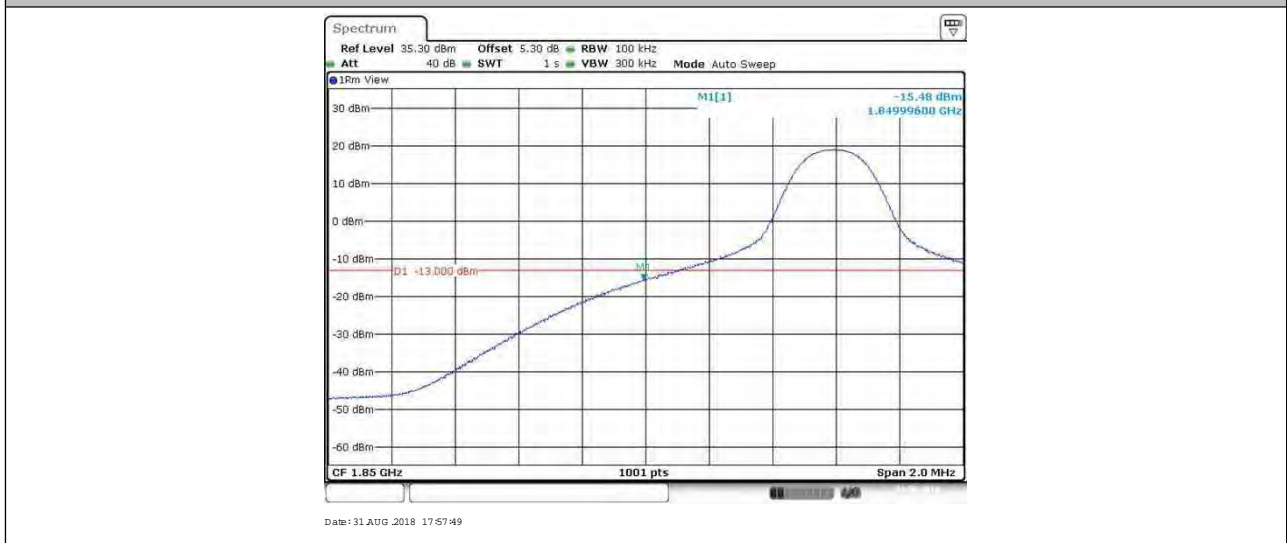
BAND2\_10MHz\_QPSK\_19150\_1RB#49



BAND2\_10MHz\_QPSK\_19150\_50RB#0



BAND2\_10MHz\_64QAM\_18650\_1RB#0



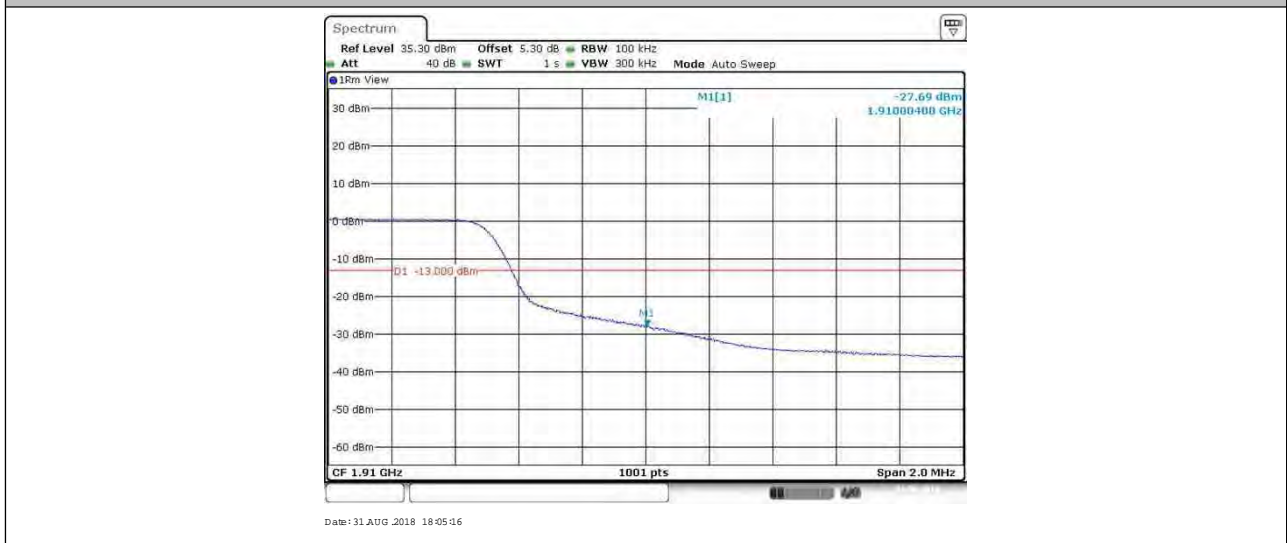
BAND2\_10MHz\_64QAM\_18650\_50RB#0



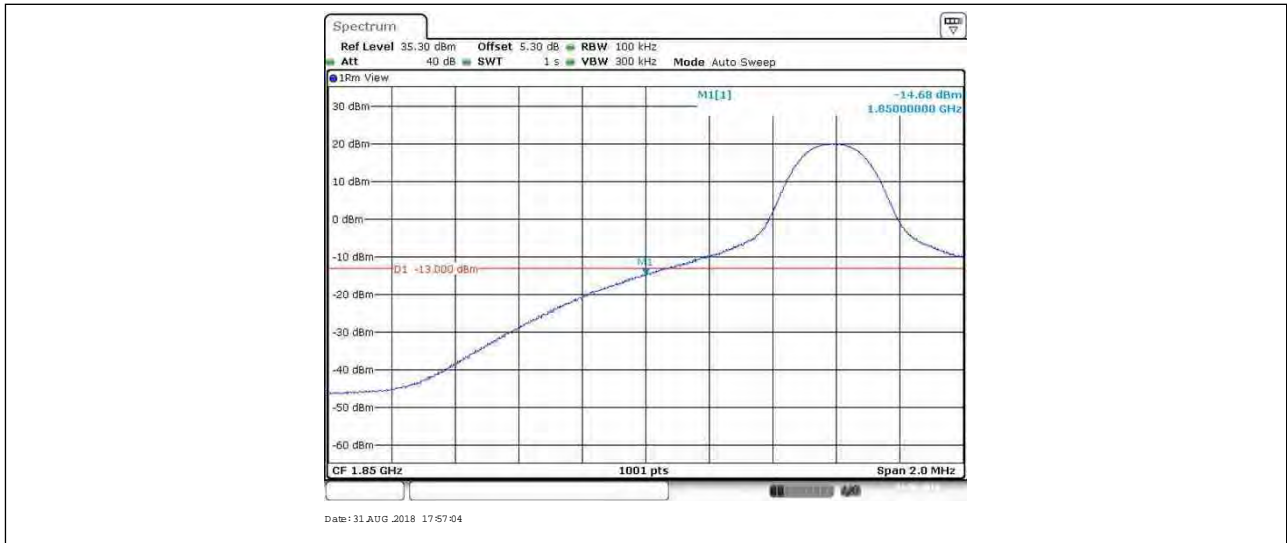
BAND2\_10MHz\_64QAM\_19150\_1RB#49



BAND2\_10MHz\_64QAM\_19150\_50RB#0



BAND2\_10MHz\_16QAM\_18650\_1RB#0



BAND2\_10MHz\_16QAM\_18650\_50RB#0



BAND2\_10MHz\_16QAM\_19150\_1RB#49



BAND2\_10MHz\_16QAM\_19150\_50RB#0



BAND2\_15MHz\_QPSK\_18675\_1RB#0



BAND2\_15MHz\_QPSK\_18675\_75RB#0



BAND2\_15MHz\_QPSK\_19125\_1RB#74



**BAND2\_15MHz\_QPSK\_19125\_75RB#0**



**BAND2\_15MHz\_64QAM\_18675\_1RB#0**



**BAND2\_15MHz\_64QAM\_18675\_75RB#0**



BAND2\_15MHz\_64QAM\_19125\_1RB#74



BAND2\_15MHz\_64QAM\_19125\_75RB#0

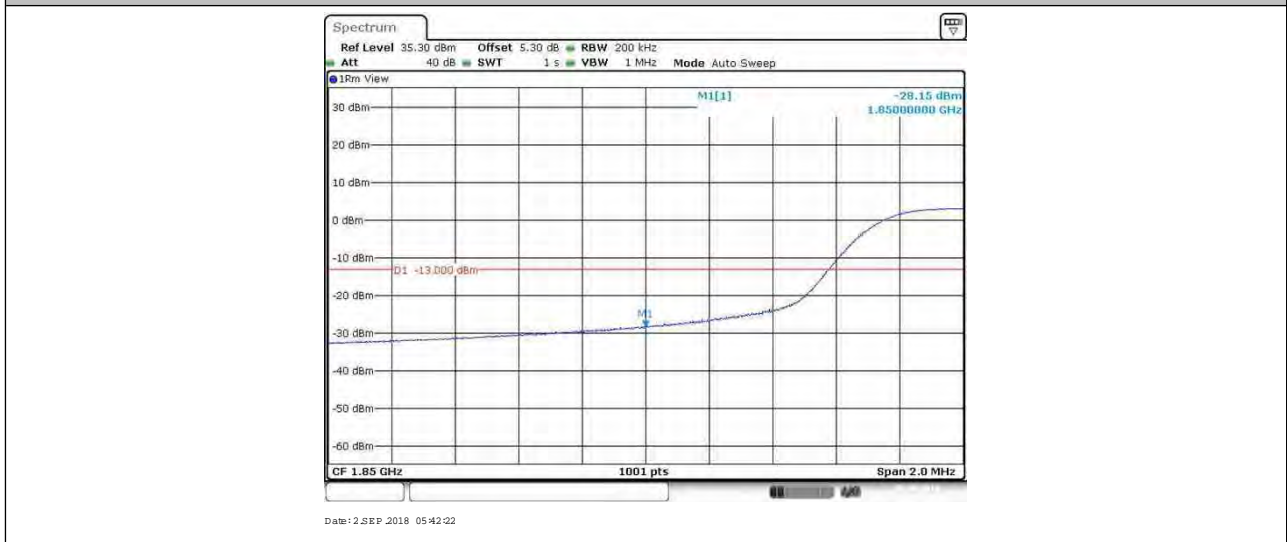


BAND2\_15MHz\_16QAM\_18675\_1RB#0





**BAND2\_15MHz\_16QAM\_18675\_75RB#0**



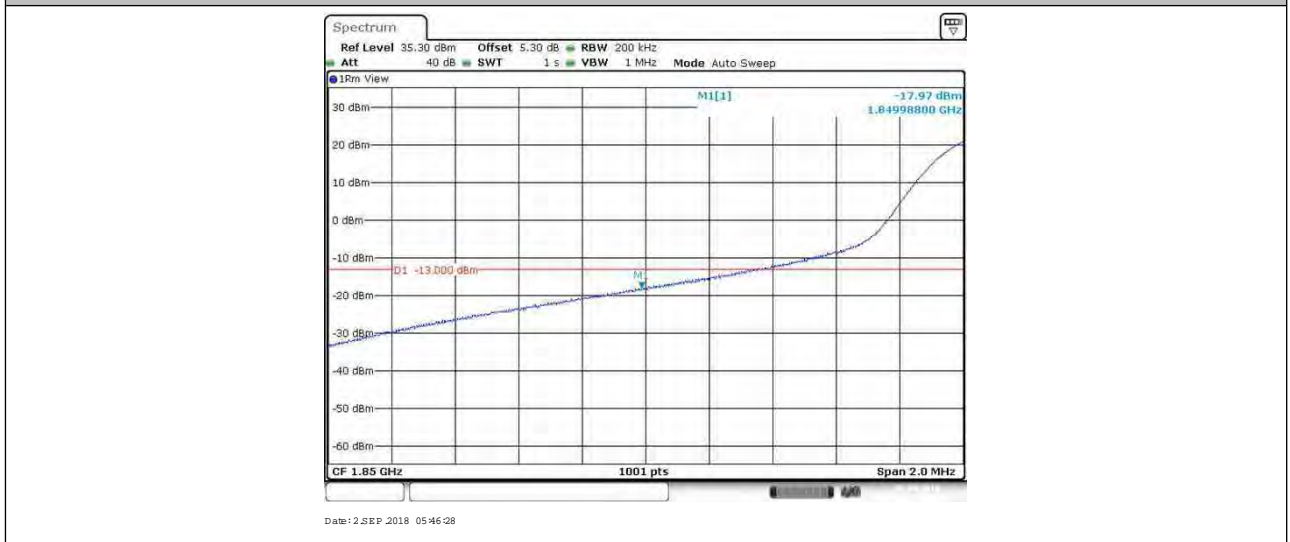
**BAND2\_15MHz\_16QAM\_19125\_1RB#74**



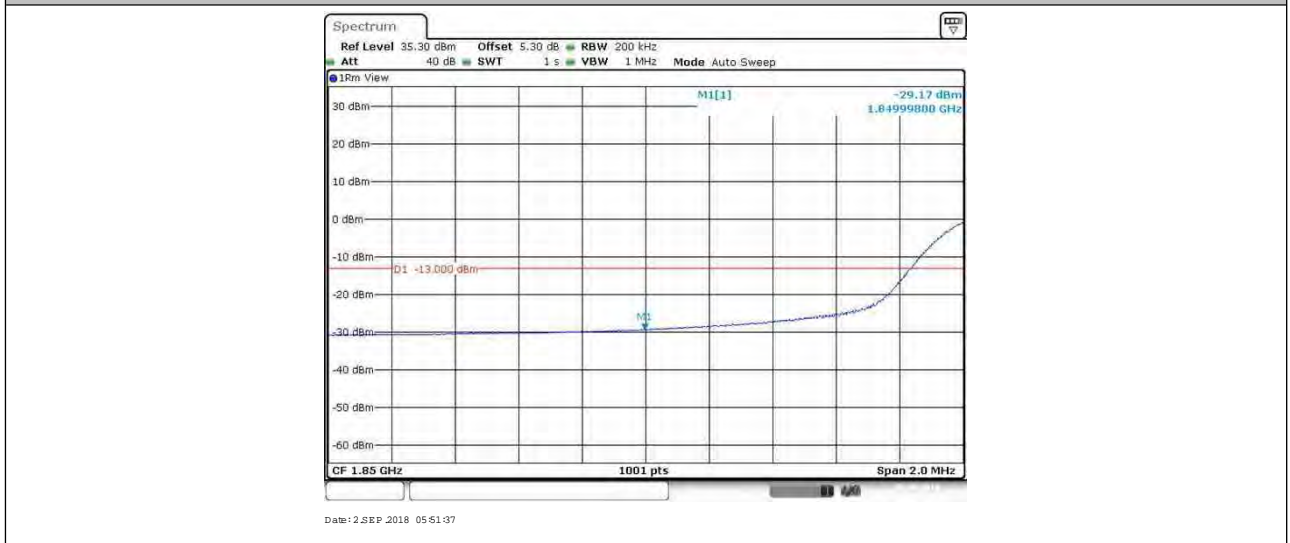
**BAND2\_15MHz\_16QAM\_19125\_75RB#0**



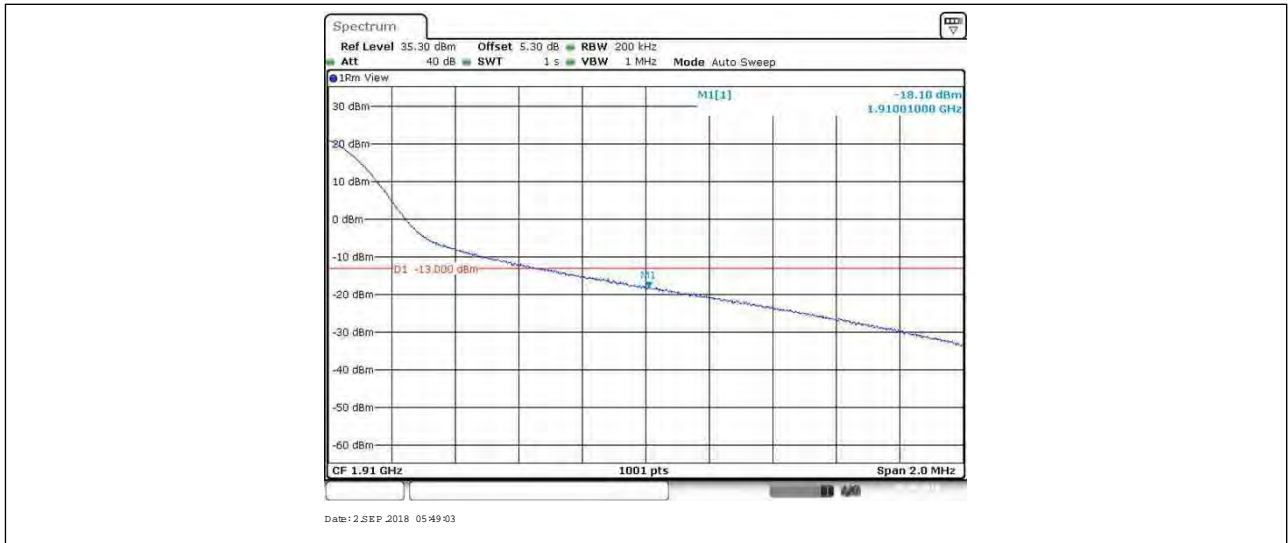
BAND2\_20MHz\_QPSK\_18700\_1RB#0



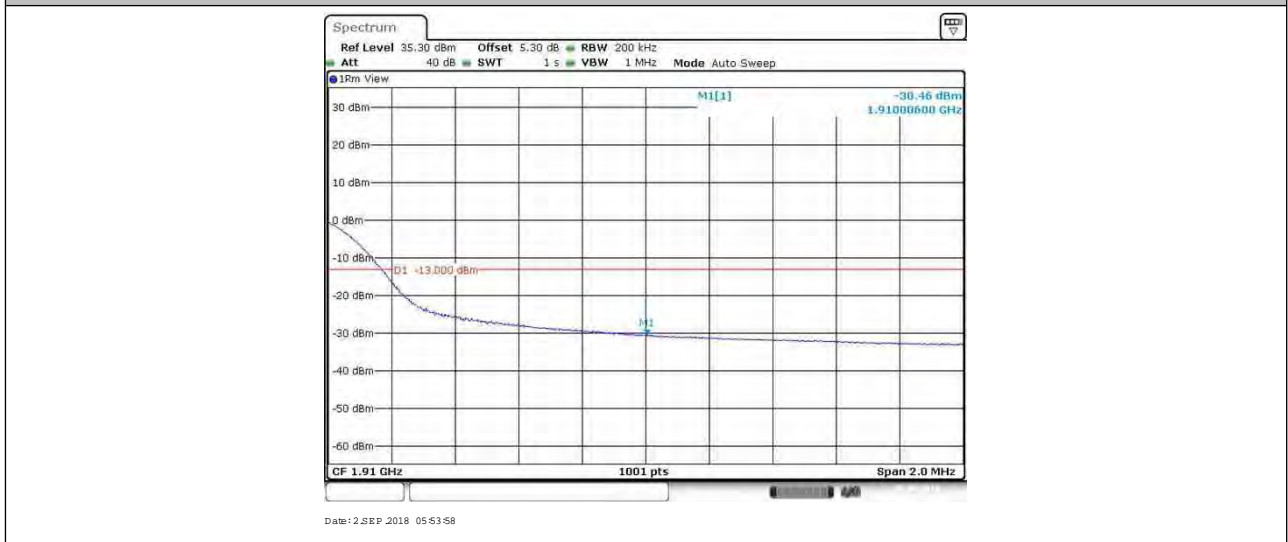
BAND2\_20MHz\_QPSK\_18700\_100RB#0



BAND2\_20MHz\_QPSK\_19100\_1RB#99



BAND2\_20MHz\_QPSK\_19100\_100RB#0



BAND2\_20MHz\_64QAM\_18700\_1RB#0



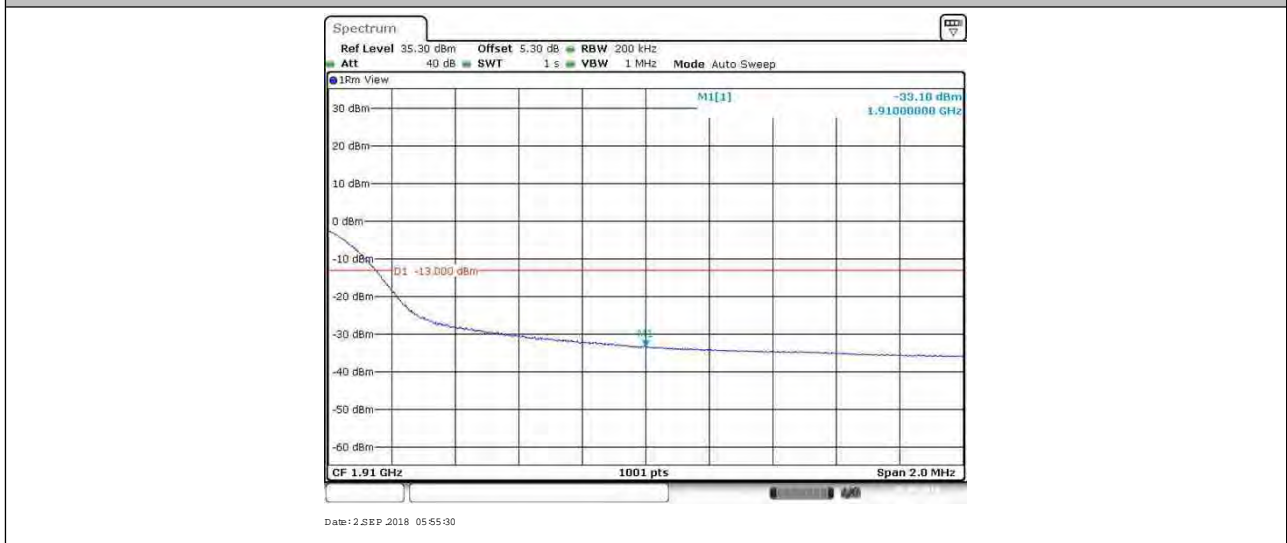
BAND2\_20MHz\_64QAM\_18700\_100RB#0



BAND2\_20MHz\_64QAM\_19100\_1RB#99



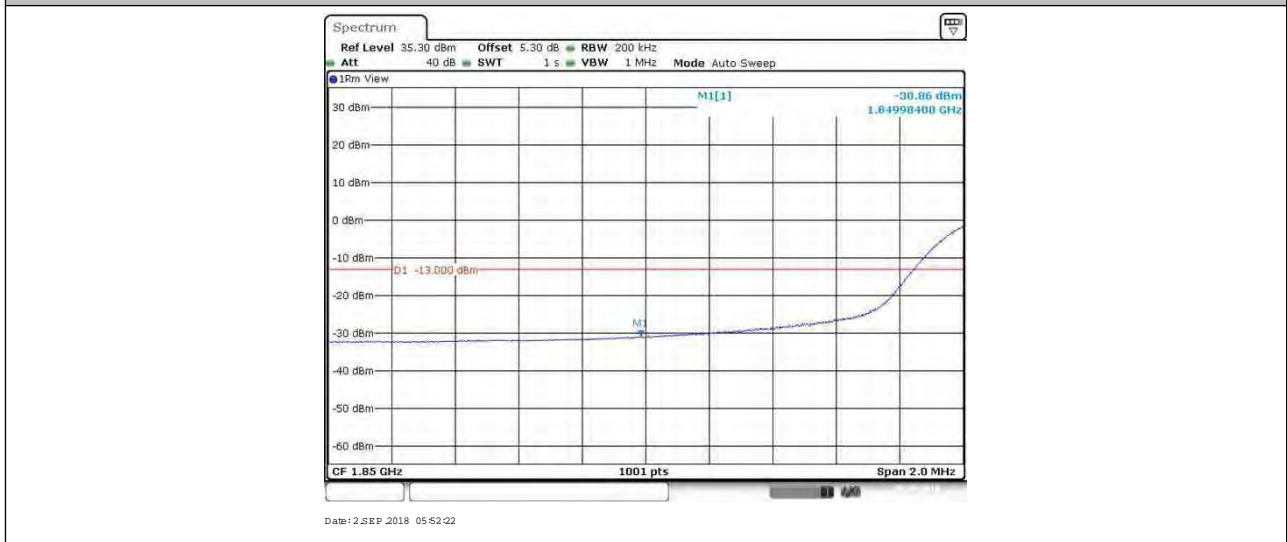
BAND2\_20MHz\_64QAM\_19100\_100RB#0



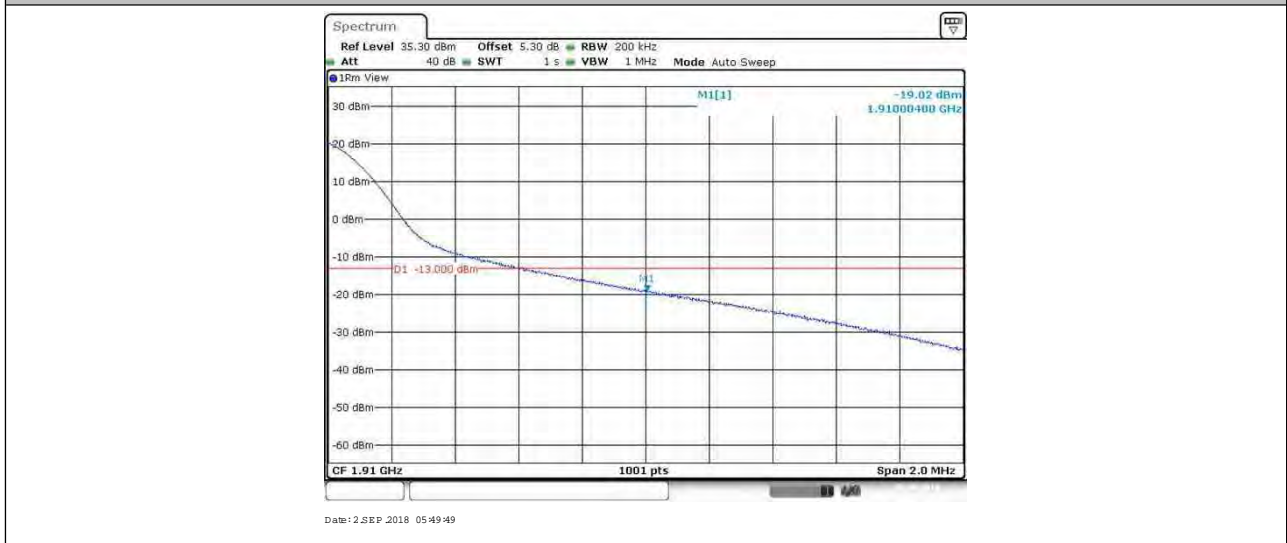
BAND2\_20MHz\_16QAM\_18700\_1RB#0



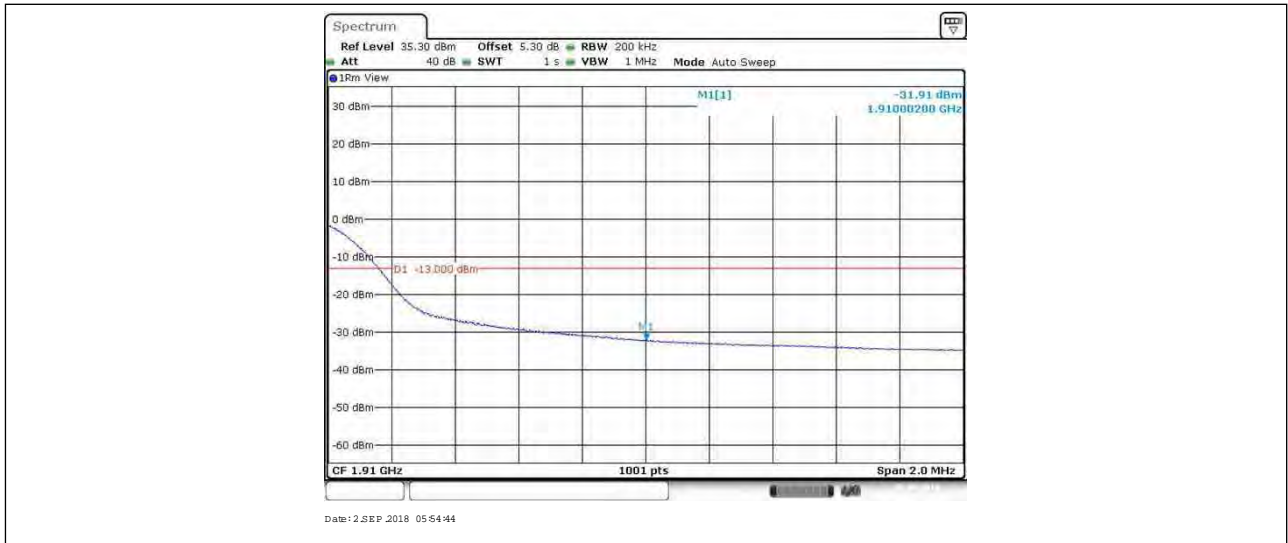
BAND2\_20MHz\_16QAM\_18700\_100RB#0



BAND2\_20MHz\_16QAM\_19100\_1RB#99



BAND2\_20MHz\_16QAM\_19100\_100RB#0



BAND25\_1.4MHz\_QPSK\_26047\_1RB#0



BAND25\_1.4MHz\_QPSK\_26047\_6RB#0



BAND25\_1.4MHz\_QPSK\_26683\_1RB#5



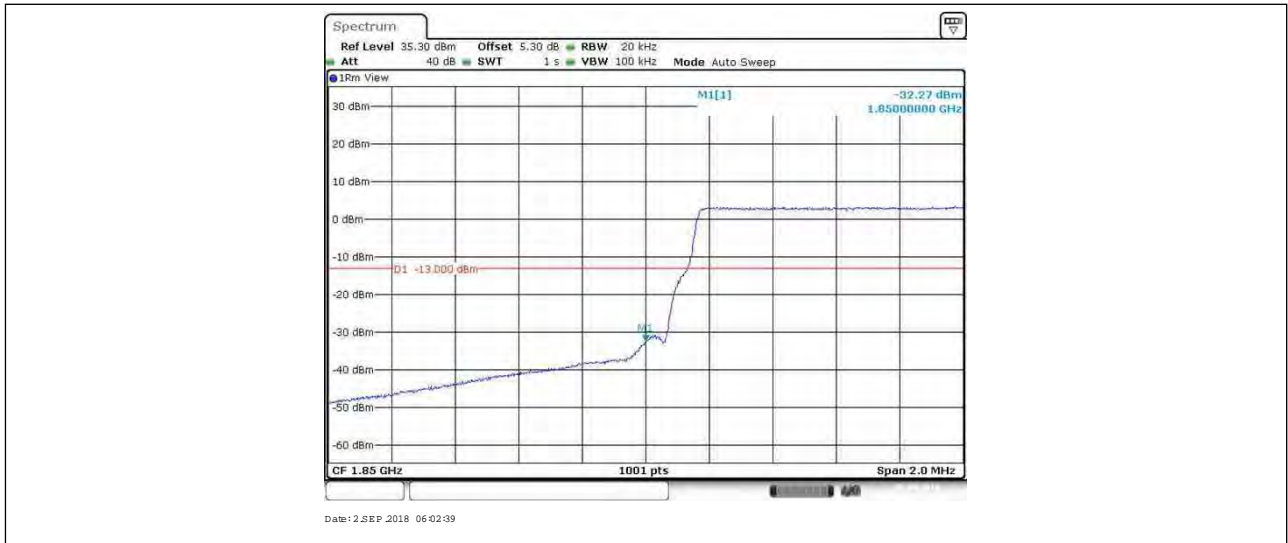
BAND25\_1.4MHz\_QPSK\_26683\_6RB#0



BAND25\_1.4MHz\_64QAM\_26047\_1RB#0



BAND25\_1.4MHz\_64QAM\_26047\_6RB#0



BAND25\_1.4MHz\_64QAM\_26683\_1RB#5



BAND25\_1.4MHz\_64QAM\_26683\_6RB#0

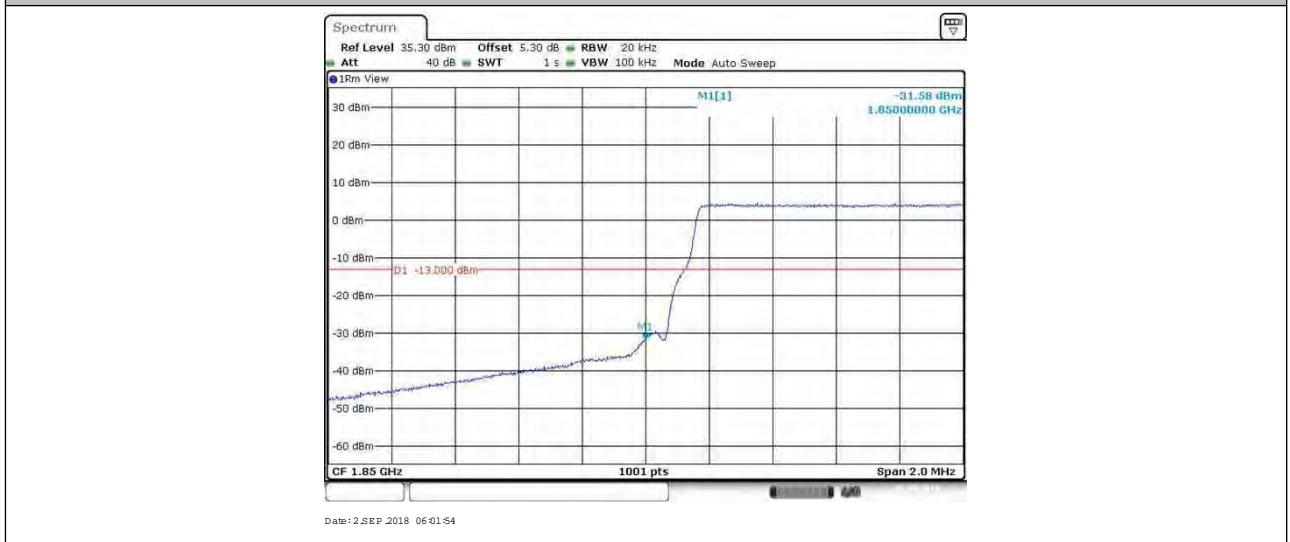


BAND25\_1.4MHz\_16QAM\_26047\_1RB#0





BAND25\_1.4MHz\_16QAM\_26047\_6RB#0



BAND25\_1.4MHz\_16QAM\_26683\_1RB#5



BAND25\_1.4MHz\_16QAM\_26683\_6RB#0



BAND25\_3MHz\_QPSK\_26055\_1RB#0



BAND25\_3MHz\_QPSK\_26055\_15RB#0



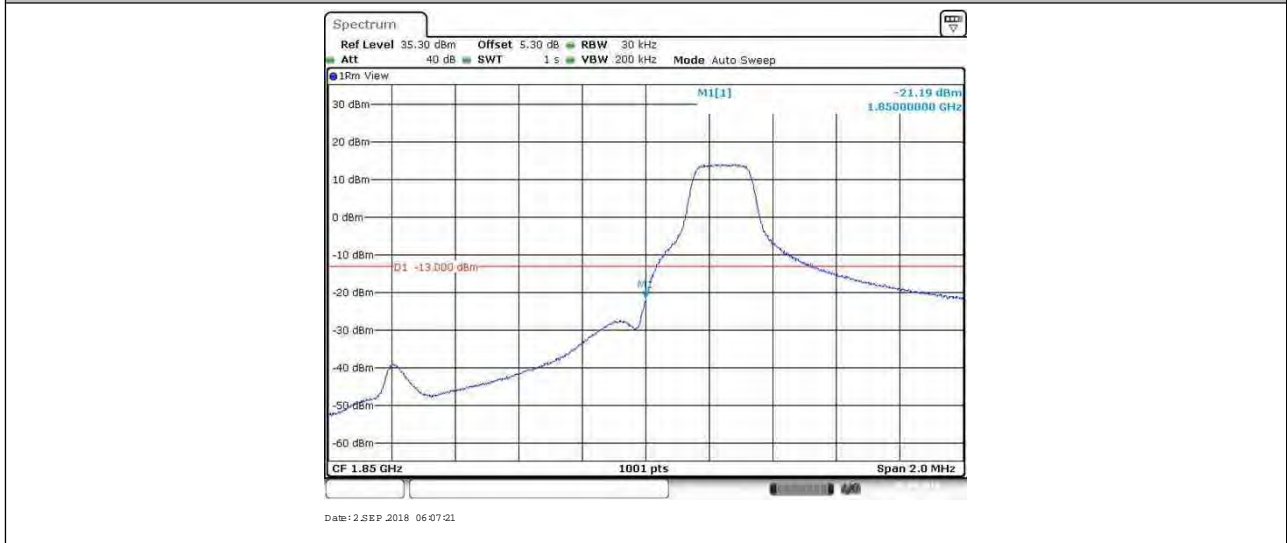
BAND25\_3MHz\_QPSK\_26675\_1RB#14



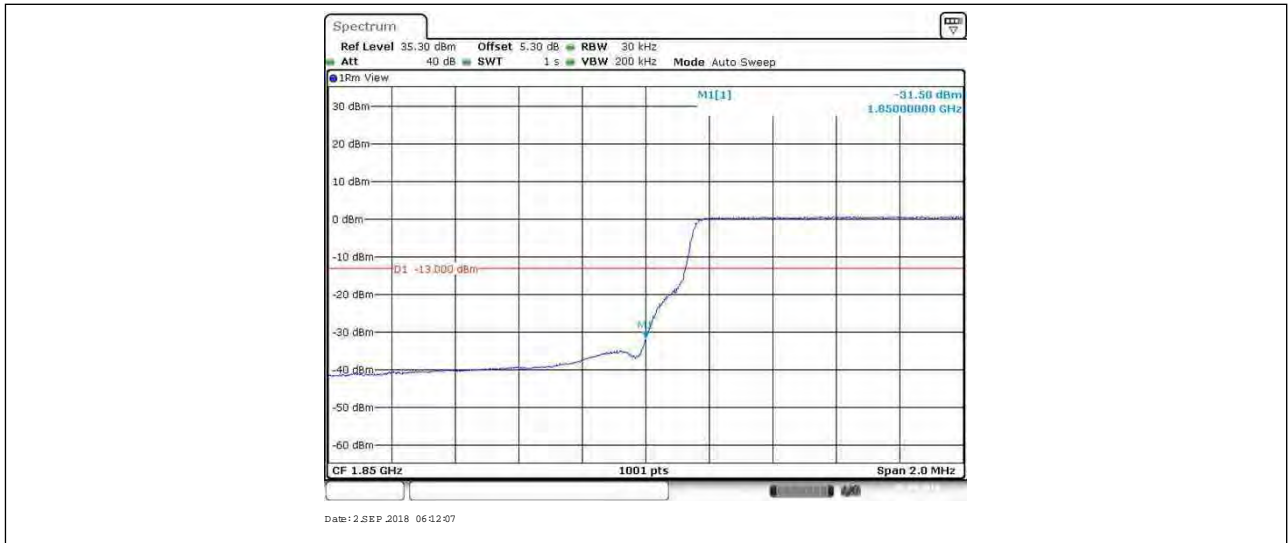
BAND25\_3MHz\_QPSK\_26675\_15RB#0



BAND25\_3MHz\_64QAM\_26055\_1RB#0



BAND25\_3MHz\_64QAM\_26055\_15RB#0



BAND25\_3MHz\_64QAM\_26675\_1RB#14



BAND25\_3MHz\_64QAM\_26675\_15RB#0



BAND25\_3MHz\_16QAM\_26055\_1RB#0



BAND25\_3MHz\_16QAM\_26055\_15RB#0



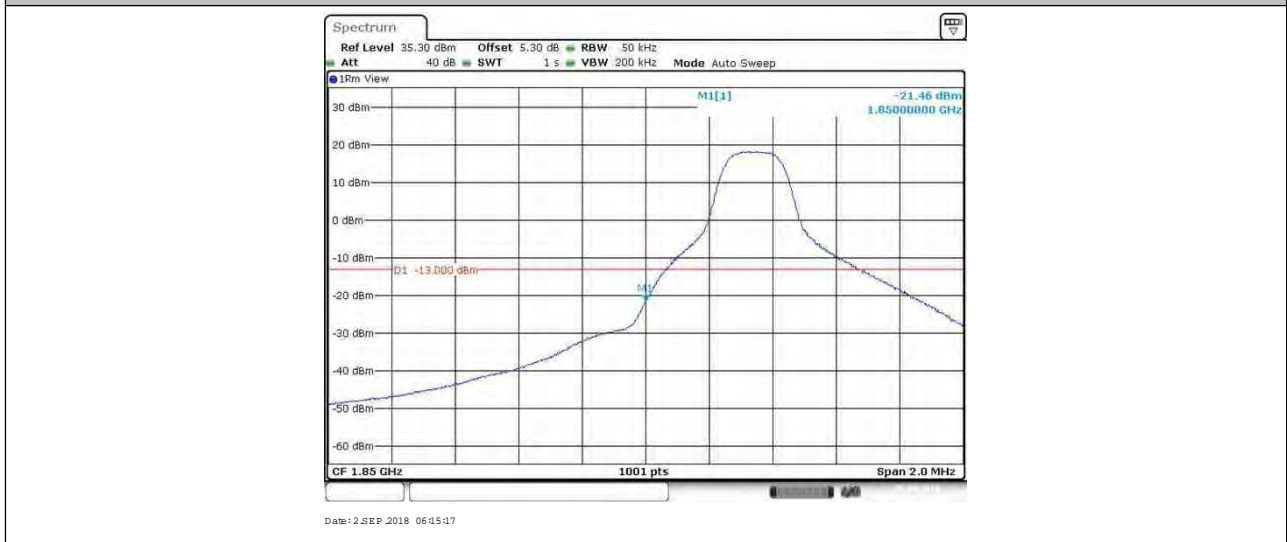
BAND25\_3MHz\_16QAM\_26675\_1RB#14



BAND25\_3MHz\_16QAM\_26675\_15RB#0



BAND25\_5MHz\_QPSK\_26065\_1RB#0



BAND25\_5MHz\_QPSK\_26065\_25RB#0



BAND25\_5MHz\_QPSK\_26665\_1RB#24



BAND25\_5MHz\_QPSK\_26665\_25RB#0



BAND25\_5MHz\_64QAM\_26065\_1RB#0



BAND25\_5MHz\_64QAM\_26065\_25RB#0



BAND25\_5MHz\_64QAM\_26665\_1RB#24



BAND25\_5MHz\_64QAM\_26665\_25RB#0

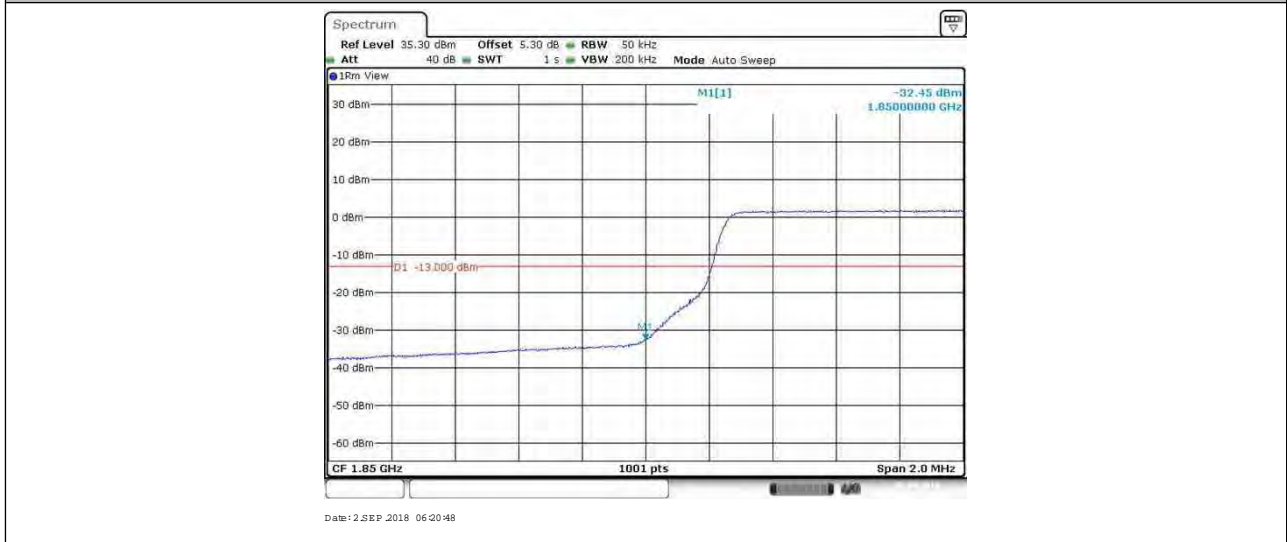


BAND25\_5MHz\_16QAM\_26065\_1RB#0





BAND25\_5MHz\_16QAM\_26065\_25RB#0



BAND25\_5MHz\_16QAM\_26665\_1RB#24



BAND25\_5MHz\_16QAM\_26665\_25RB#0



# SGS-CSTC Standards Technical Services Co., Ltd. Shenzhen Branch

Report No.: SZEM180500437001

Page: 76 of 100



## BAND25\_10MHz\_QPSK\_26090\_1RB#0



## BAND25\_10MHz\_QPSK\_26090\_50RB#0



## BAND25\_10MHz\_QPSK\_26640\_1RB#49

This document is issued by the Company subject to its General Conditions of Service printed overleaf, available on request or accessible at <http://www.sgs.com/en/Terms-and-Conditions.aspx> and, for electronic format documents, subject to Terms and Conditions for Electronic Documents at <http://www.sgs.com/en/Terms-and-Conditions/Terms-e-Documents.aspx>. Attention is drawn to the limitation of liability, indemnification and jurisdiction issues defined therein. Any holder of this document is advised that information contained herein reflects the Company's findings at the time of its intervention only and within the limits of Client's instructions, if any. The Company's sole responsibility is to its Client and this document does not exonerate parties to a transaction from exercising all their rights and obligations under the transaction documents. This document cannot be reproduced in full, without prior written approval of the Company. Any unauthorized alteration, forgery or falsification of the content or appearance of this document is unlawful and offenders may be prosecuted to the fullest extent of the law. Unless otherwise stated the results shown in this test report refer only to the sample(s) tested and such sample(s) are retained for 30 days only.



BAND25\_10MHz\_QPSK\_26640\_50RB#0



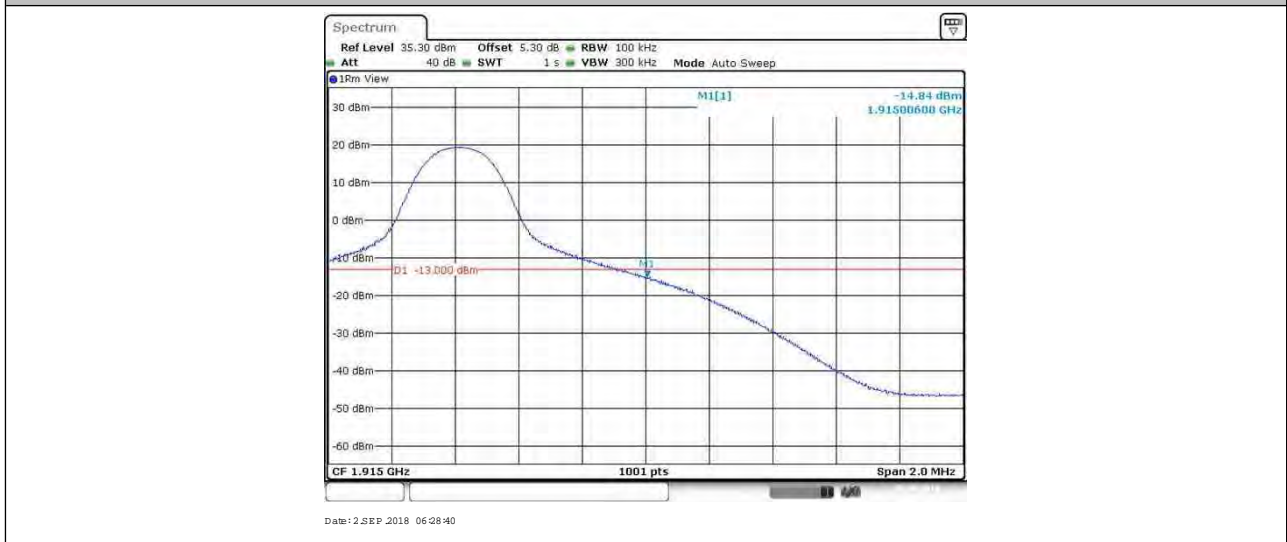
BAND25\_10MHz\_64QAM\_26090\_1RB#0



BAND25\_10MHz\_64QAM\_26090\_50RB#0



BAND25\_10MHz\_64QAM\_26640\_1RB#49



BAND25\_10MHz\_64QAM\_26640\_50RB#0



BAND25\_10MHz\_16QAM\_26090\_1RB#0



**BAND25\_10MHz\_16QAM\_26090\_50RB#0**



**BAND25\_10MHz\_16QAM\_26640\_1RB#49**



**BAND25\_10MHz\_16QAM\_26640\_50RB#0**



BAND25\_15MHz\_QPSK\_26115\_1RB#0



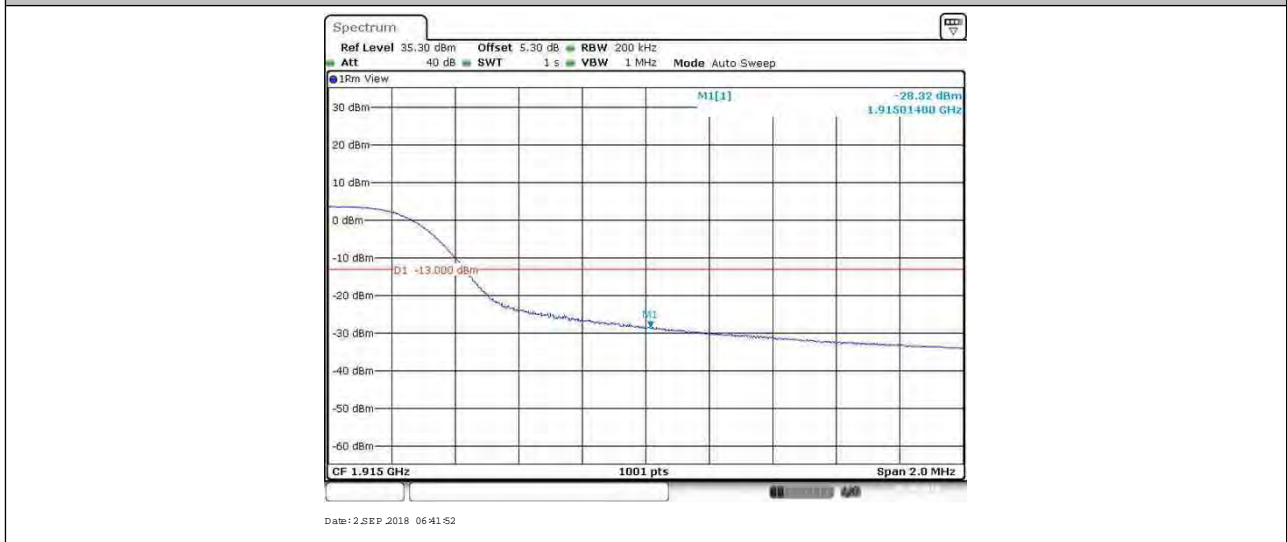
BAND25\_15MHz\_QPSK\_26115\_75RB#0



BAND25\_15MHz\_QPSK\_26615\_1RB#74



BAND25\_15MHz\_QPSK\_26615\_75RB#0



BAND25\_15MHz\_64QAM\_26115\_1RB#0



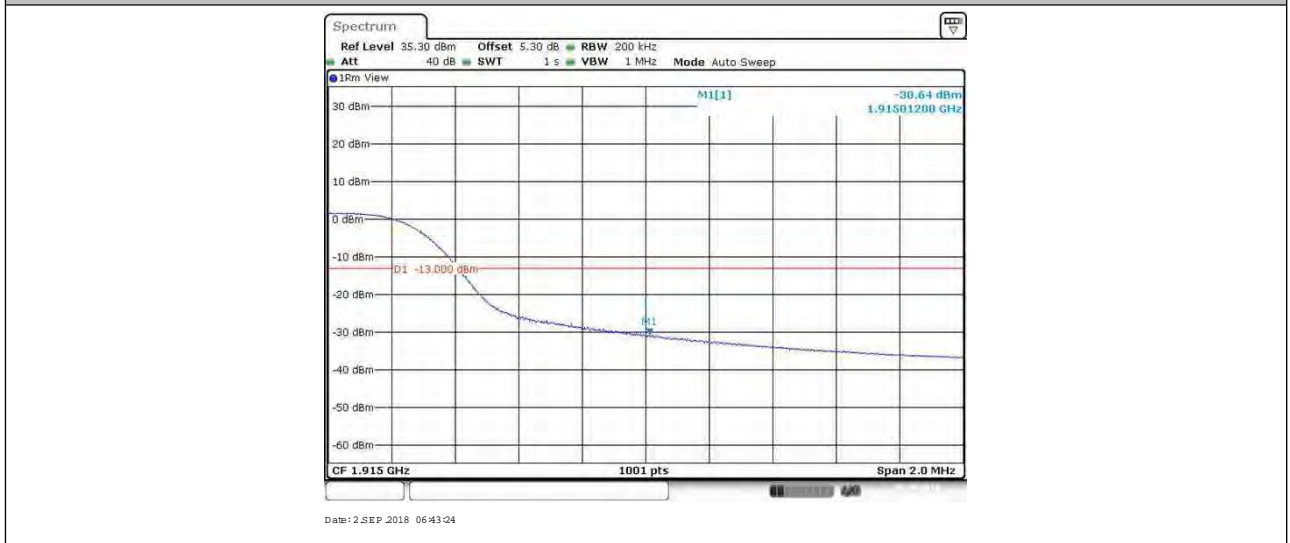
BAND25\_15MHz\_64QAM\_26115\_75RB#0



BAND25\_15MHz\_64QAM\_26615\_1RB#74



BAND25\_15MHz\_64QAM\_26615\_75RB#0



BAND25\_15MHz\_16QAM\_26115\_1RB#0





BAND25\_15MHz\_16QAM\_26115\_75RB#0



BAND25\_15MHz\_16QAM\_26615\_1RB#74



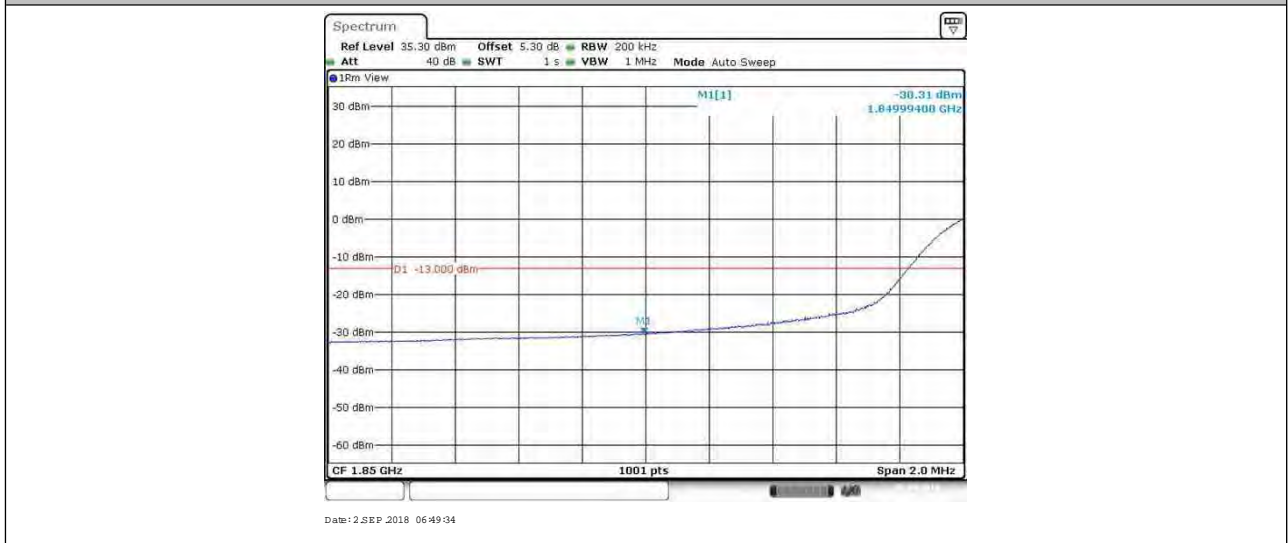
BAND25\_15MHz\_16QAM\_26615\_75RB#0



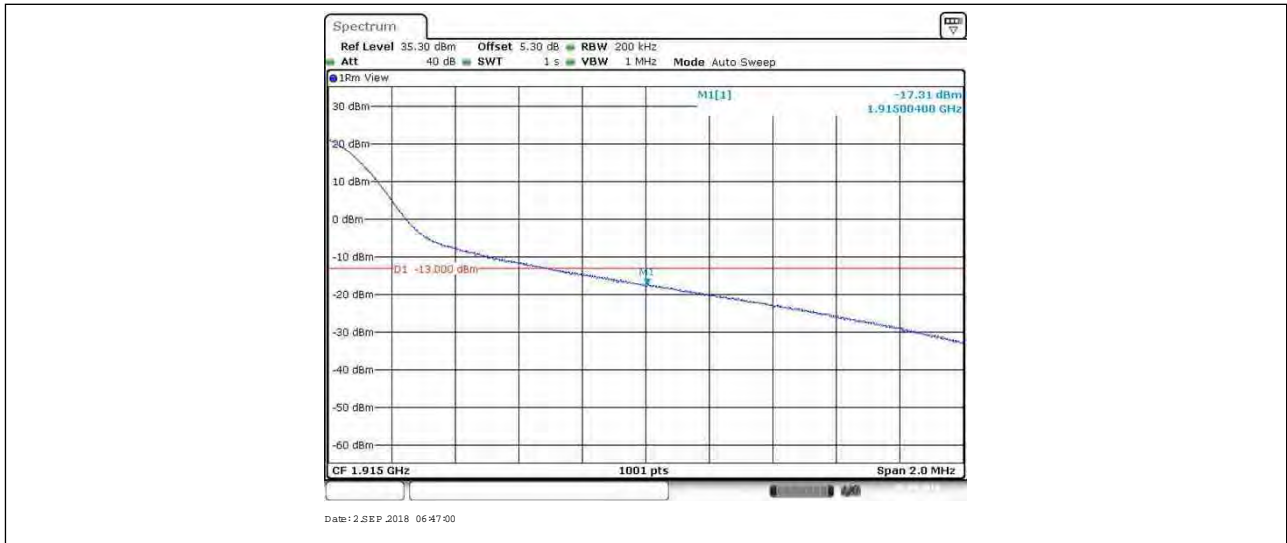
BAND25\_20MHz\_QPSK\_26140\_1RB#0



BAND25\_20MHz\_QPSK\_26140\_100RB#0



BAND25\_20MHz\_QPSK\_26590\_1RB#99



BAND25\_20MHz\_QPSK\_26590\_100RB#0



BAND25\_20MHz\_64QAM\_26140\_1RB#0



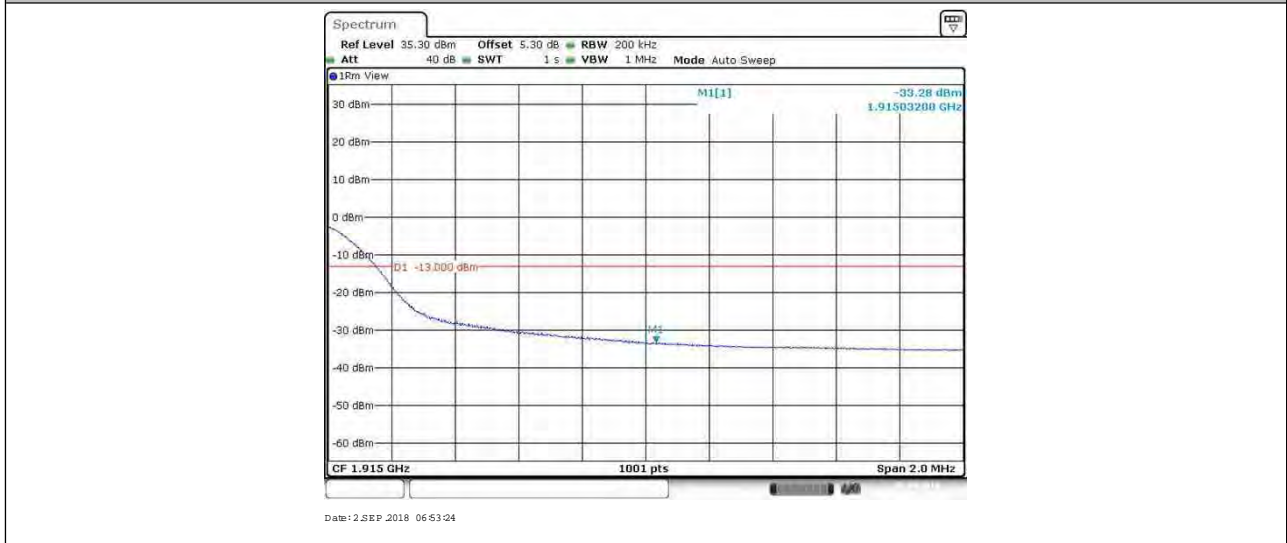
BAND25\_20MHz\_64QAM\_26140\_100RB#0



BAND25\_20MHz\_64QAM\_26590\_1RB#99



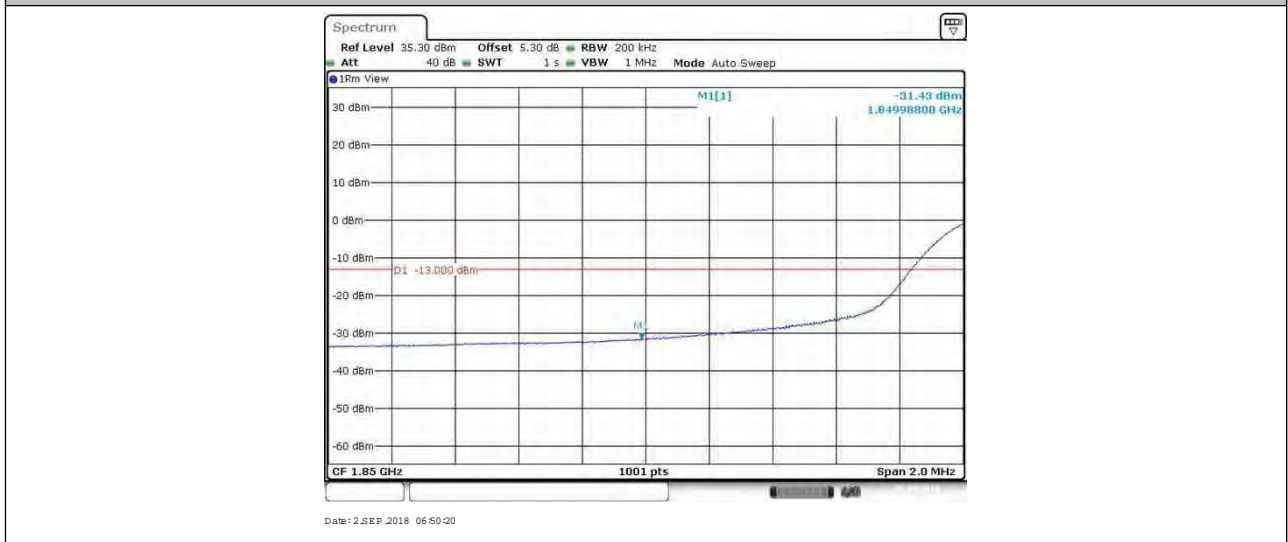
BAND25\_20MHz\_64QAM\_26590\_100RB#0



BAND25\_20MHz\_16QAM\_26140\_1RB#0



BAND25\_20MHz\_16QAM\_26140\_100RB#0



BAND25\_20MHz\_16QAM\_26590\_1RB#99



BAND25\_20MHz\_16QAM\_26590\_100RB#0



**SGS-CSTC Standards Technical Services Co., Ltd.**  
**Shenzhen Branch**

Report No.: SZEM180500437001

Page: 88 of 100

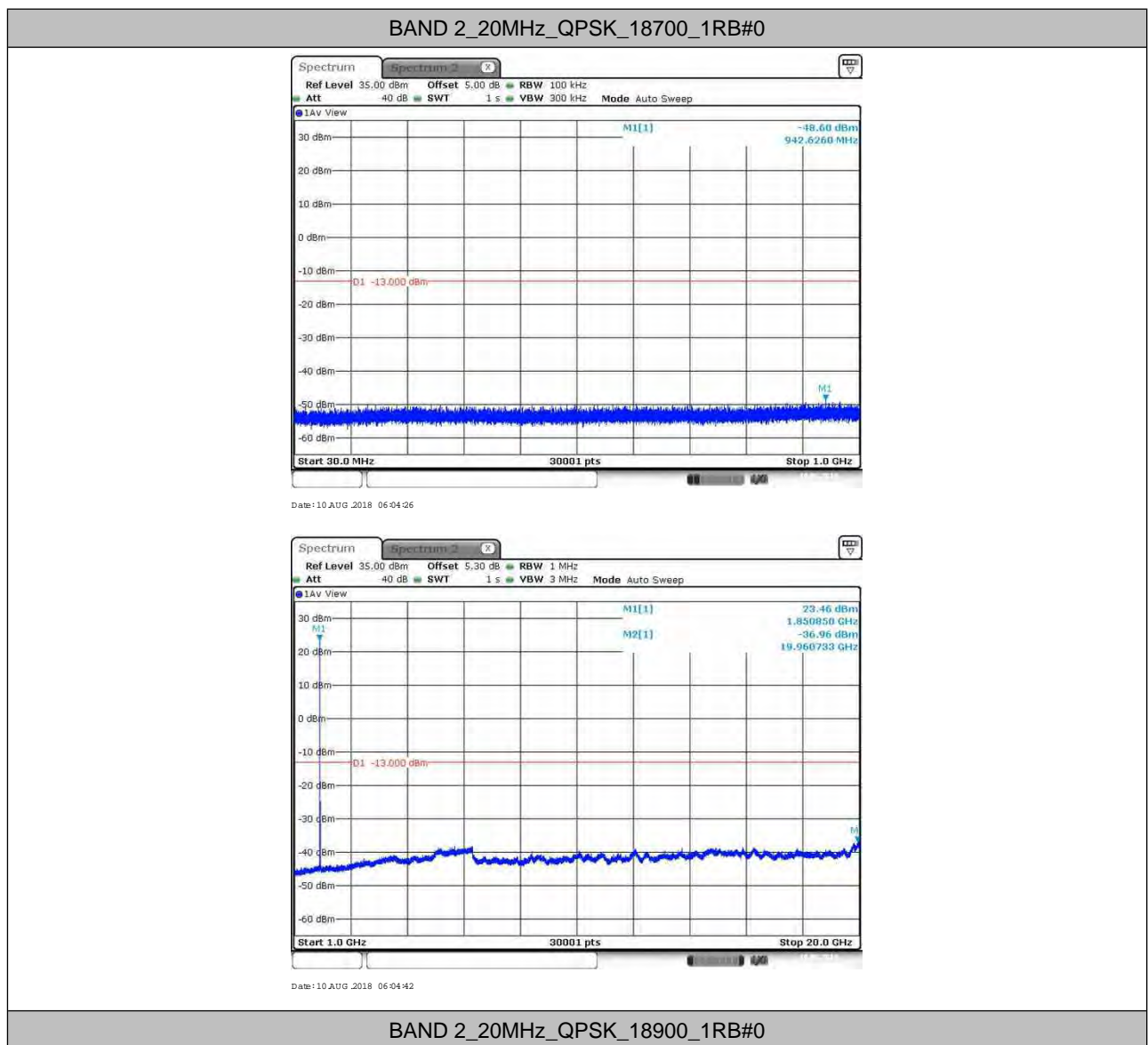


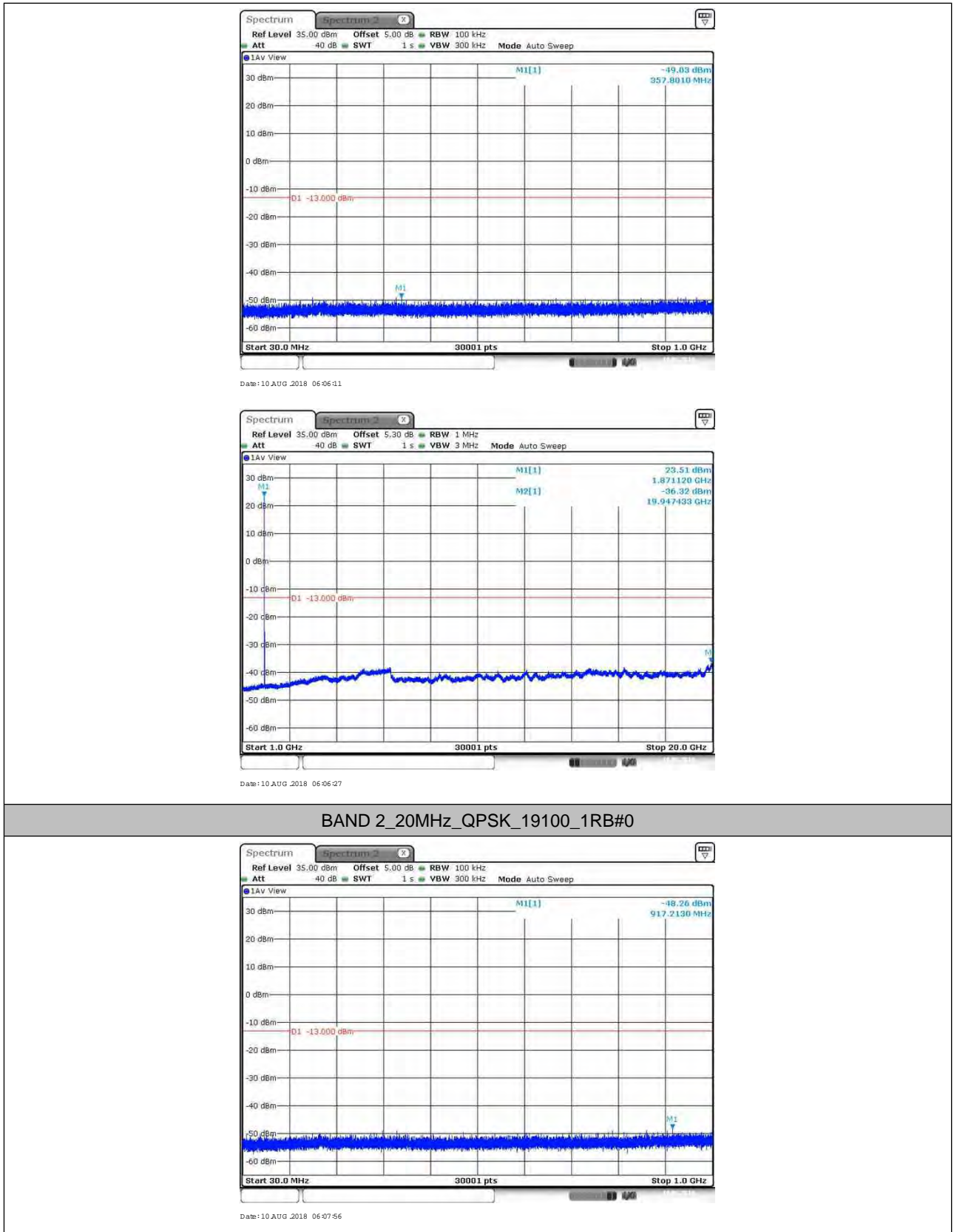
## 6. Spurious Emission at Antenna Terminal

NOTE1: For the averaged unwanted emissions measurements, the measurement points in each sweep is greater than twice the Span/RBW in order to ensure bin-to-bin spacing of  $< RBW/2$  so that narrowband signals are not lost between frequency bins. As to the present test item, the "Measurement Points =  $k * (Span / RBW)$ " with  $k$  between 4 and 5, which results in an acceptable level error of less than 0.5 dB.

NOTE2: only the worst case data displayed in this report.

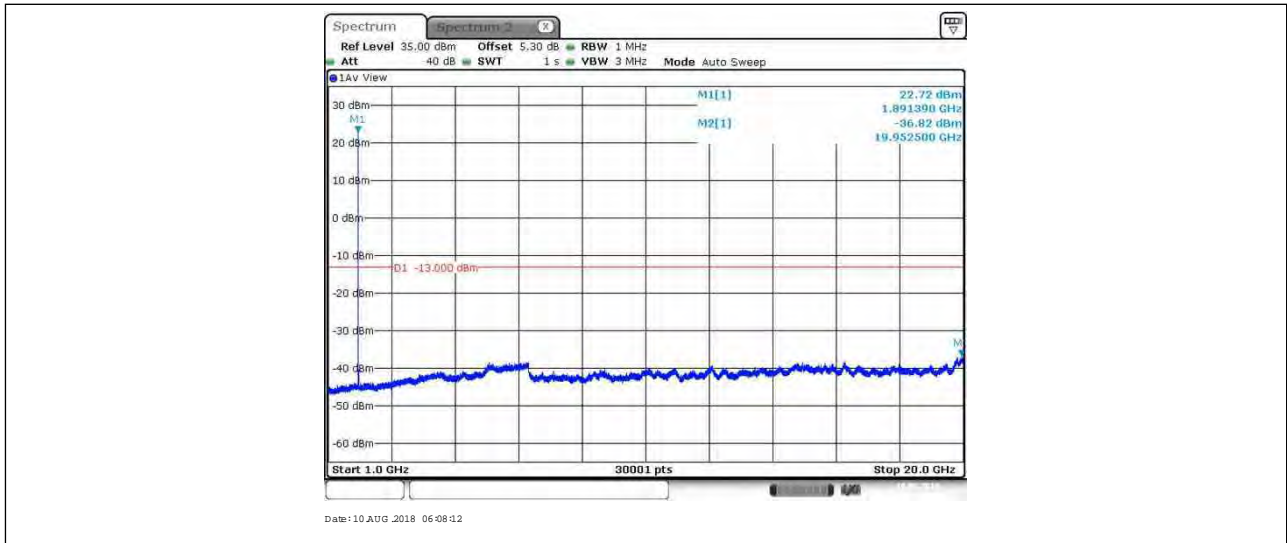
### 5.1. Test Plots



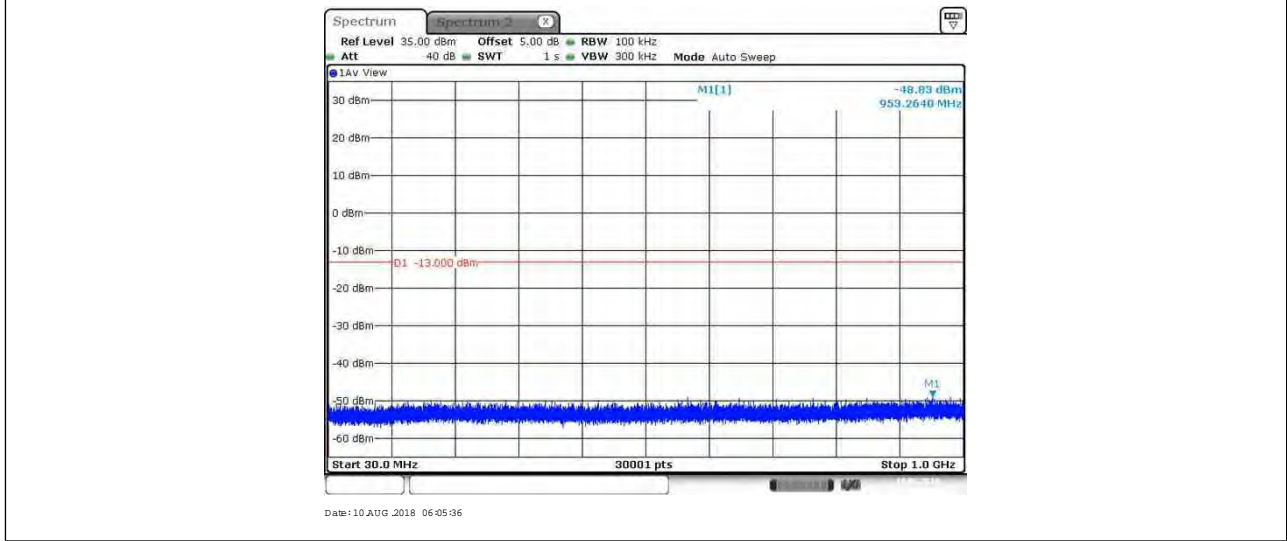
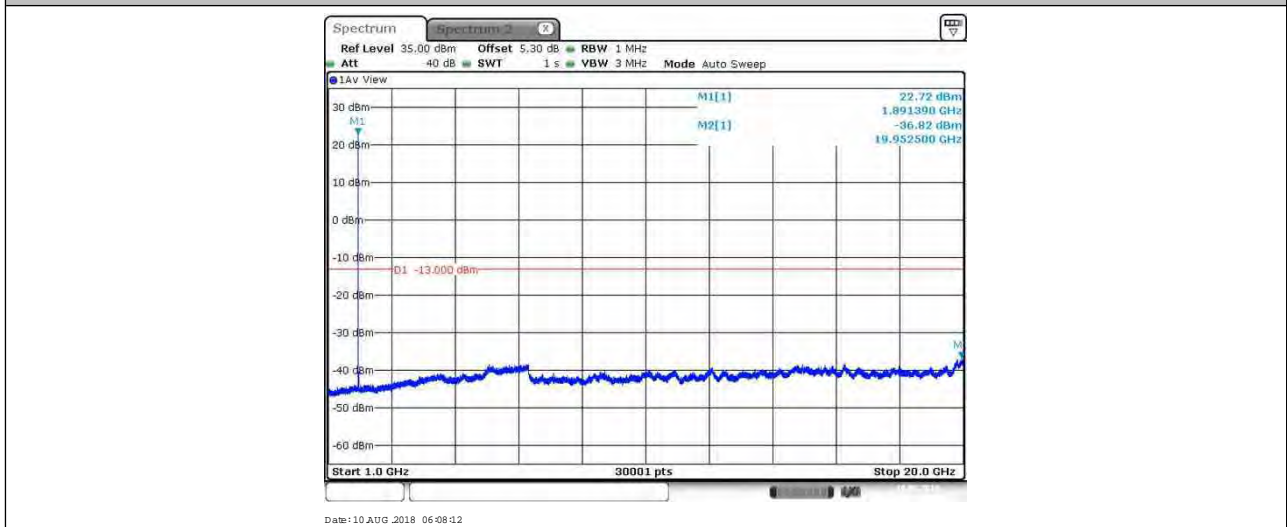


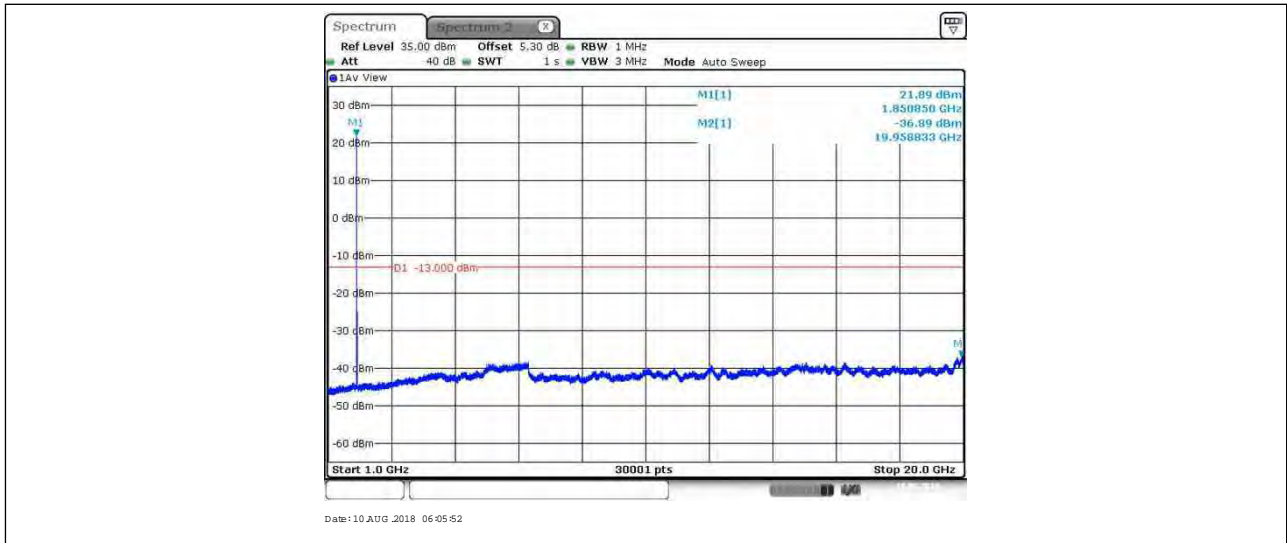
BAND 2\_20MHz\_QPSK\_19100\_1RB#0



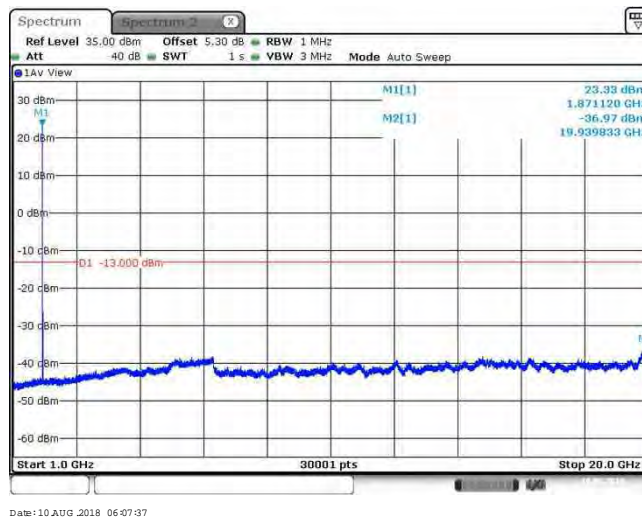
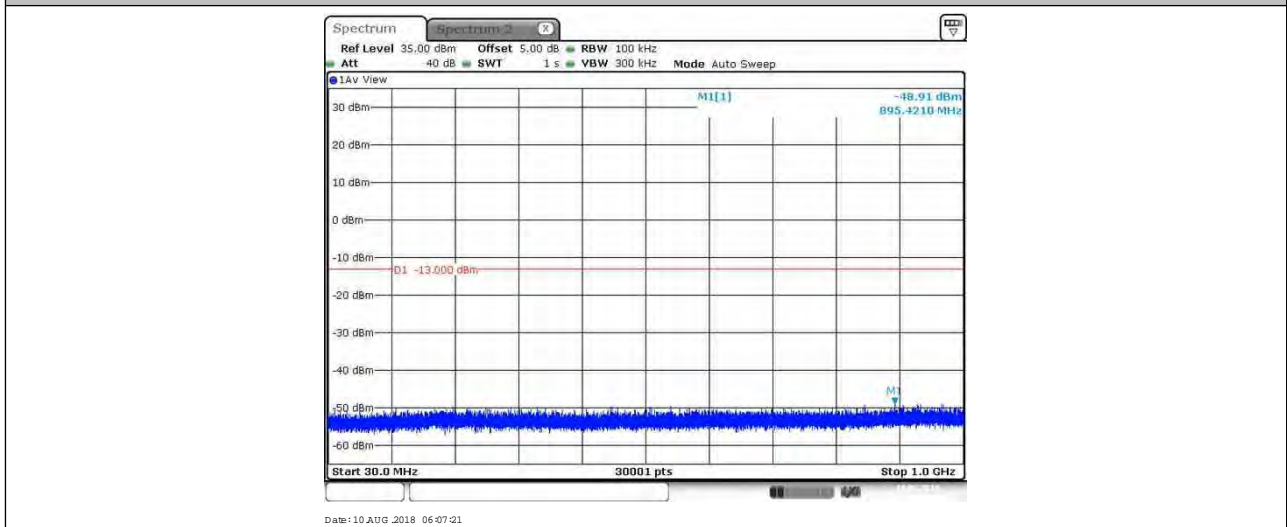


BAND 2\_20MHz\_16QAM\_18700\_1RB#0

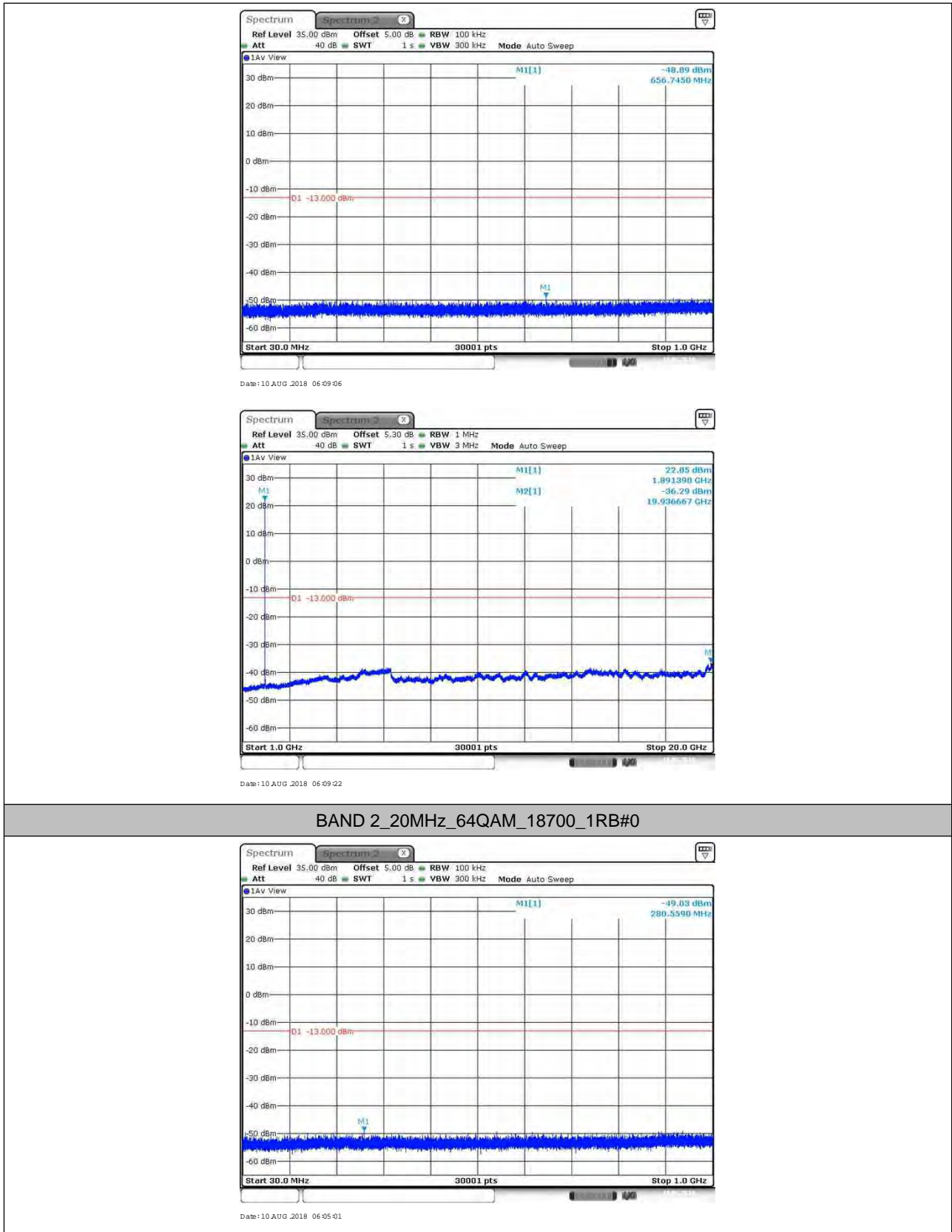




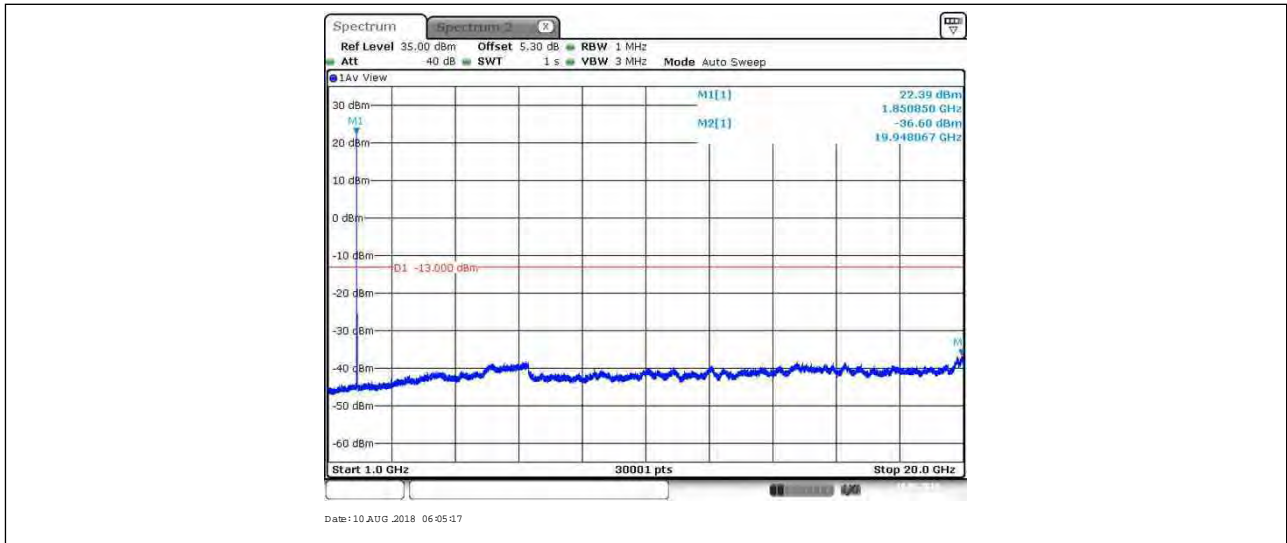
BAND 2\_20MHz\_16QAM\_18900\_1RB#0



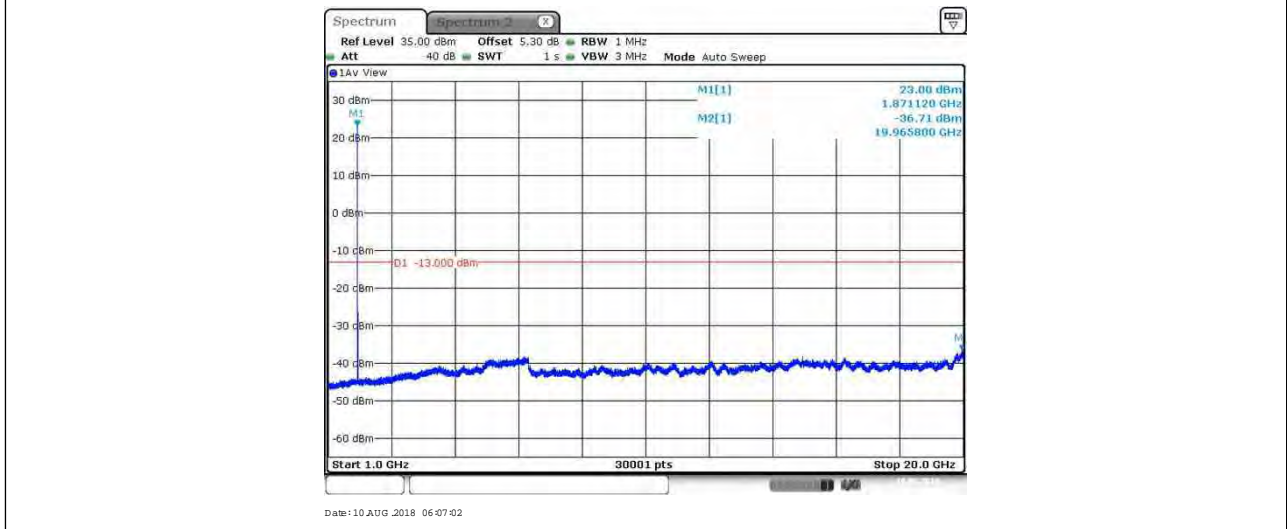
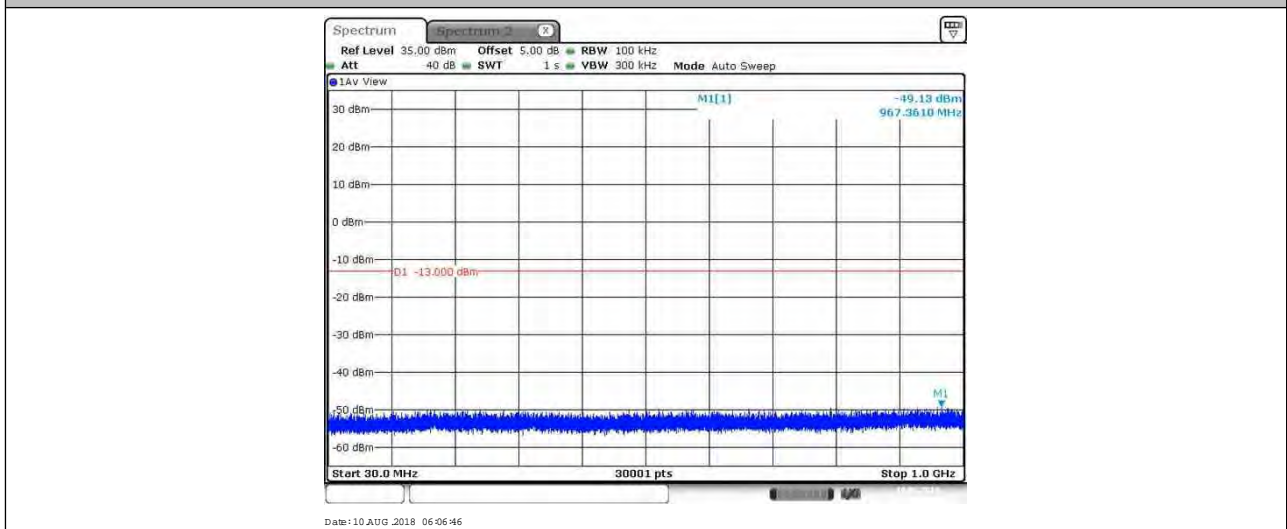
BAND 2\_20MHz\_16QAM\_19100\_1RB#0



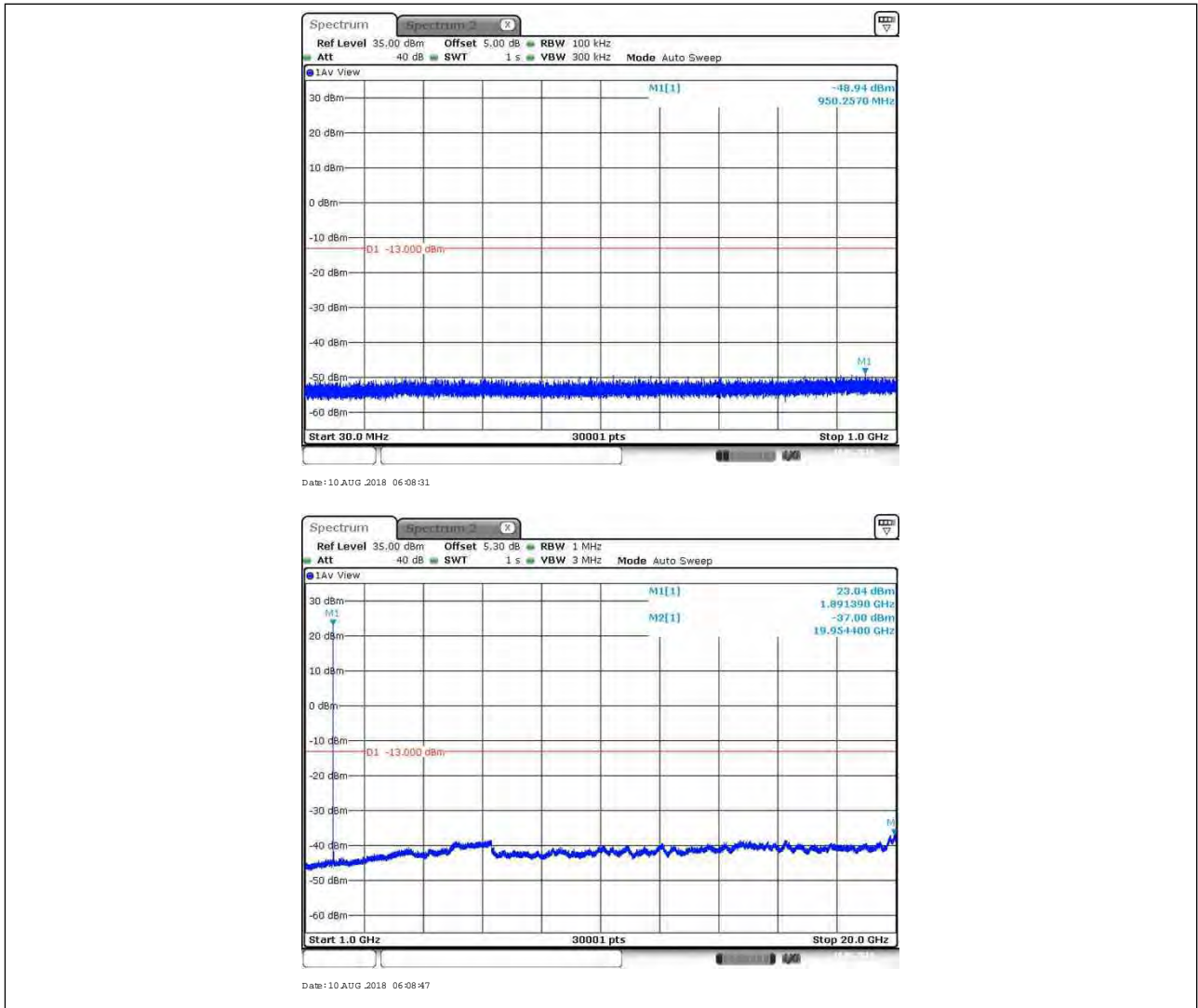
BAND 2\_20MHz\_64QAM\_18700\_1RB#0



BAND 2\_20MHz\_64QAM\_18900\_1RB#0



BAND 2\_20MHz\_64QAM\_19100\_1RB#0





## 7. Field Strength of Spurious Radiation

### 6.1. Test BAND = LTE BAND 2

#### 6.1.1. Test Mode = LTE/TM1 20MHz

##### 6.1.1.1. Test Channel = LCH

Frequency (MHz)	Level (dBm)	Limit Line (dBm)	Margin (dB)	Polarization
64.100000	-81.77	-13.00	68.77	Vertical
104.300000	-65.29	-13.00	52.29	Vertical
1259.500000	-66.52	-13.00	53.52	Vertical
2815.000000	-57.83	-13.00	44.83	Vertical
5552.875000	-64.25	-13.00	51.25	Vertical
8605.925000	-63.78	-13.00	50.78	Vertical
61.850000	-78.53	-13.00	65.53	Horizontal
104.250000	-81.48	-13.00	68.48	Horizontal
1231.500000	-62.52	-13.00	49.52	Horizontal
3702.000000	-66.99	-13.00	53.99	Horizontal
5813.200000	-66.42	-13.00	53.42	Horizontal
9255.275000	-58.96	-13.00	45.96	Horizontal

##### 6.1.1.2. Test Channel = MCH

Frequency (MHz)	Level (dBm)	Limit Line (dBm)	Margin (dB)	Polarization
64.300000	-81.30	-13.00	68.30	Vertical
104.300000	-65.00	-13.00	52.00	Vertical
2880.500000	-57.50	-13.00	44.50	Vertical
3650.650000	-68.48	-13.00	55.48	Vertical
5613.000000	-63.23	-13.00	50.23	Vertical
9233.500000	-63.88	-13.00	50.88	Vertical
62.250000	-77.97	-13.00	64.97	Horizontal
104.250000	-81.52	-13.00	68.52	Horizontal
1441.000000	-61.74	-13.00	48.74	Horizontal
3741.650000	-68.10	-13.00	55.10	Horizontal
5613.000000	-65.59	-13.00	52.59	Horizontal
9355.375000	-60.85	-13.00	47.85	Horizontal



### 6.1.1.3. Test Channel = HCH

Frequency (MHz)	Level (dBm)	Limit Line (dBm)	Margin (dB)	Polarization
64.050000	-81.97	-13.00	68.97	Vertical
104.250000	-65.34	-13.00	52.34	Vertical
2456.000000	-58.94	-13.00	45.94	Vertical
3805.675000	-68.17	-13.00	55.17	Vertical
5673.125000	-63.71	-13.00	50.71	Vertical
8605.925000	-63.79	-13.00	50.79	Vertical
62.750000	-77.65	-13.00	64.65	Horizontal
104.300000	-80.79	-13.00	67.79	Horizontal
1259.500000	-62.49	-13.00	49.49	Horizontal
4294.800000	-66.66	-13.00	53.66	Horizontal
5673.125000	-65.06	-13.00	52.06	Horizontal
7947.150000	-63.69	-13.00	50.69	Horizontal

**NOTE:**

- 1) All modes are tested, but the data presented above is the worst case.the disturbance above 13GHz and below 30MHz was very low, and the above harmonics were the highest point could be found when testing, so only the above harmonics had been displayed.
- 2) We have tested all modulation and all Bandwidth, but only the worst case data presented in this report.



## 8. Frequency Stability

### 7.1. Frequency Vs Voltage

BAND	Bandwidth	Modulation	Channel	Voltage							
				RB Configure	Voltage [Vdc]	Temperature (°C)	Deviation (Hz)	Deviation (ppm)	Limit (ppm)	Verdict	
BAND 2	20MHz	QPSK	18700	100RB#0	VH	NT	0.80	0.000430	±2.5	PASS	
				100RB#0	VL	NT	1.80	0.000968	±2.5	PASS	
				100RB#0	VN	NT	-0.50	-0.000269	±2.5	PASS	
			18900	100RB#0	VH	NT	0.00	0.000000	±2.5	PASS	
				100RB#0	VL	NT	-0.80	-0.000426	±2.5	PASS	
				100RB#0	VN	NT	0.10	0.000053	±2.5	PASS	
			19100	100RB#0	VH	NT	-1.10	-0.000579	±2.5	PASS	
				100RB#0	VL	NT	-0.60	-0.000316	±2.5	PASS	
				100RB#0	VN	NT	-0.70	-0.000368	±2.5	PASS	
			16QAM	18700	100RB#0	VH	NT	2.20	0.001183	±2.5	PASS
					100RB#0	VL	NT	1.20	0.000645	±2.5	PASS
					100RB#0	VN	NT	0.50	0.000269	±2.5	PASS
		18900		100RB#0	VH	NT	-0.60	-0.000319	±2.5	PASS	
				100RB#0	VL	NT	-0.20	-0.000106	±2.5	PASS	
				100RB#0	VN	NT	0.40	0.000213	±2.5	PASS	
		19100		100RB#0	VH	NT	1.30	0.000684	±2.5	PASS	
				100RB#0	VL	NT	0.00	0.000000	±2.5	PASS	
				100RB#0	VN	NT	0.00	0.000000	±2.5	PASS	
		64QAM		18700	100RB#0	VH	NT	0.30	0.000161	±2.5	PASS
					100RB#0	VL	NT	-0.90	-0.000484	±2.5	PASS
					100RB#0	VN	NT	-0.20	-0.000108	±2.5	PASS
			18900	100RB#0	VH	NT	0.00	0.000000	±2.5	PASS	
				100RB#0	VL	NT	-0.50	-0.000266	±2.5	PASS	
				100RB#0	VN	NT	0.40	0.000213	±2.5	PASS	
			19100	100RB#0	VH	NT	-0.10	-0.000053	±2.5	PASS	
				100RB#0	VL	NT	1.00	0.000526	±2.5	PASS	
				100RB#0	VN	NT	1.60	0.000842	±2.5	PASS	





**7.2. Frequency Vs Temperature**

BAND	Bandwidth	Modulation	Channel	Temperature						
				RB Configure	Voltage [Vdc]	Temperature (°C)	Deviation (Hz)	Deviation (ppm)	Limit (ppm)	Verdict
BAND 2	20MHz	QPSK	18700	100RB#0	NV	0	0.30	0.000161	±2.5	PASS
				100RB#0	NV	10	1.50	0.000806	±2.5	PASS
				100RB#0	NV	20	0.30	0.000161	±2.5	PASS
				100RB#0	NV	-20	2.80	0.001505	±2.5	PASS
				100RB#0	NV	-30	1.80	0.000968	±2.5	PASS
			18900	100RB#0	NV	0	0.50	0.000266	±2.5	PASS
				100RB#0	NV	10	1.00	0.000532	±2.5	PASS
				100RB#0	NV	20	-1.40	-0.000745	±2.5	PASS
				100RB#0	NV	-20	2.00	0.001064	±2.5	PASS
				100RB#0	NV	-30	0.10	0.000053	±2.5	PASS
			19100	100RB#0	NV	0	-0.30	-0.000158	±2.5	PASS
				100RB#0	NV	10	-0.20	-0.000105	±2.5	PASS
				100RB#0	NV	20	-0.20	-0.000105	±2.5	PASS
				100RB#0	NV	-20	-0.50	-0.000263	±2.5	PASS
				100RB#0	NV	-30	-1.40	-0.000737	±2.5	PASS
		16QAM	18700	100RB#0	NV	0	2.40	0.001290	±2.5	PASS
				100RB#0	NV	10	0.40	0.000215	±2.5	PASS
				100RB#0	NV	20	0.20	0.000108	±2.5	PASS
				100RB#0	NV	-20	0.70	0.000376	±2.5	PASS
				100RB#0	NV	-30	0.70	0.000376	±2.5	PASS
			18900	100RB#0	NV	0	2.00	0.001064	±2.5	PASS
				100RB#0	NV	10	-0.40	-0.000213	±2.5	PASS
				100RB#0	NV	20	-2.00	-0.001064	±2.5	PASS
				100RB#0	NV	-20	-1.60	-0.000851	±2.5	PASS
				100RB#0	NV	-30	0.10	0.000053	±2.5	PASS
			19100	100RB#0	NV	0	1.10	0.000579	±2.5	PASS
				100RB#0	NV	10	1.90	0.001000	±2.5	PASS
				100RB#0	NV	20	0.90	0.000474	±2.5	PASS
				100RB#0	NV	-20	0.90	0.000474	±2.5	PASS
				100RB#0	NV	-30	0.10	0.000053	±2.5	PASS
		64QAM	18700	100RB#0	NV	0	1.60	0.000851	±2.5	PASS
				100RB#0	NV	10	0.50	0.000269	±2.5	PASS
				100RB#0	NV	20	-0.30	-0.000158	±2.5	PASS
				100RB#0	NV	-20	4.10	0.001633	±2.5	PASS
				100RB#0	NV	-30	1.80	0.000968	±2.5	PASS



**SGS-CSTC Standards Technical Services Co., Ltd.**  
**Shenzhen Branch**

Report No.: SZEM180500437001

Page: 100 of 100

			18900	100RB#0	NV	0	0.40	0.000213	±2.5	PASS
				100RB#0	NV	10	1.20	0.000638	±2.5	PASS
				100RB#0	NV	20	1.00	0.000532	±2.5	PASS
				100RB#0	NV	-20	1.60	0.000851	±2.5	PASS
				100RB#0	NV	-30	0.90	0.000479	±2.5	PASS
			19100	100RB#0	NV	0	0.00	0.000000	±2.5	PASS
				100RB#0	NV	10	0.10	0.000053	±2.5	PASS
				100RB#0	NV	20	1.40	0.000737	±2.5	PASS
				100RB#0	NV	-20	0.90	0.000474	±2.5	PASS
				100RB#0	NV	-30	-1.30	-0.000684	±2.5	PASS

---

The End