

SAR TEST REPORT



The following samples were submitted and identified on behalf of the client as:

Equipment Under Test	Notebook Computer
Brand Name	HP
Model No.	HSN-I20C
Company Name	HP Inc.
Company Address	3390 East Harmony Road, Fort Collins Colorado, 80528 United States
Standards	IEEE/ANSI C95.1-1992, IEEE 1528-2013, KDB616217D04v01r02, KDB865664D01v01r04, KDB865664D02v01r02, KDB941225D01v03r01, KDB941225D05v02r05, KDB941225D05Av01r02, KDB447498D01v06, KDB248227D01v02r02
FCC ID	B94HNI20CPD
Date of Receipt	Jul. 09, 2018
Date of Test(s)	Jul. 26, 2018 ~ Aug. 02, 2018
Date of Issue	Sep. 19, 2018

In the configuration tested, the EUT complied with the standards specified above.

Remarks:

This report details the results of the testing carried out on one sample, the results contained in this test report do not relate to other samples of the same product. The manufacturer should ensure that all products in series production are in conformity with the product sample detailed in this report.

This report may only be reproduced and distributed in full. If the product in this report is used in any configuration other than that detailed in the report, the manufacturer must ensure the new system complies with all relevant standards. Any mention of SGS Taiwan Electronic & Communication Laboratory or testing done by SGS Taiwan Electronic & Communication Laboratory in connection with distribution or use of the product described in this report must be approved by SGS Taiwan Electronic & Communication Laboratory in writing.

Signed on behalf of SGS

Clerk / Ruby Ou	Asst. Supervisor / Afu Chen	Asst. Manager / John Yeh
Ruby Ou	afu Chen	John Teh

Date: Sep. 19, 2018

Unless otherwise stated the results shown in this test report refer only to the sample(s) tested and such sample(s) are retained for 90 days only.
除非另有說明，此報告結果僅對測試之樣品負責，同時此樣品僅保留90天。本報告未經本公司書面許可，不可部份複製。

This document is issued by the Company subject to its General Conditions of Service printed overleaf, available on request or accessible at www.sgs.com/terms_and_conditions.htm and for electronic format documents, subject to Terms and Conditions for Electronic Documents at www.sgs.com/terms_e-document.htm. Attention is drawn to the limitation of liability, indemnification and jurisdiction issues defined therein. Any holder of this document is advised that information contained hereon reflects the Company's findings at the time of its intervention only and within the limits of Client's instructions, if any. The Company's sole responsibility is to its Client and this document does not exonerate parties to a transaction from exercising all their rights and obligations under the transaction documents. This document cannot be reproduced except in full, without prior written approval of the Company. Any unauthorized alteration, forgery or falsification of the content or appearance of this document is unlawful and offenders may be prosecuted to the fullest extent of the law.

Revision History

Report Number	Revision	Description	Issue Date
E5/2018/70020	Rev.00	Initial creation of document	Aug. 10, 2018
E5/2018/70020	Rev.01	1 st modification	Aug. 20, 2018
E5/2018/70020	Rev.02	2 nd modification	Aug. 28, 2018
E5/2018/70020	Rev.03	3 rd modification	Sep. 19, 2018

Unless otherwise stated the results shown in this test report refer only to the sample(s) tested and such sample(s) are retained for 90 days only.

除非另有說明，此報告結果僅對測試之樣品負責，同時此樣品僅保留90天。本報告未經本公司書面許可，不可部份複製。

This document is issued by the Company subject to its General Conditions of Service printed overleaf, available on request or accessible at www.sgs.com/terms_and_conditions.htm and for electronic format documents, subject to Terms and Conditions for Electronic Documents at www.sgs.com/terms_e-document.htm. Attention is drawn to the limitation of liability, indemnification and jurisdiction issues defined therein. Any holder of this document is advised that information contained hereon reflects the Company's findings at the time of its intervention only and within the limits of Client's instructions, if any. The Company's sole responsibility is to its Client and this document does not exonerate parties to a transaction from exercising all their rights and obligations under the transaction documents. This document cannot be reproduced except in full, without prior written approval of the Company. Any unauthorized alteration, forgery or falsification of the content or appearance of this document is unlawful and offenders may be prosecuted to the fullest extent of the law.

Contents

1. General Information	4
1.1 Testing Laboratory	4
1.2 Details of Applicant	4
1.3 Description of EUT	5
1.4 Test Environment	146
1.5 Operation Description	146
1.6 Operating modes validation by power measurement	156
1.7 The SAR Measurement System	191
1.8 System Components	193
1.9 SAR System Verification	195
1.10 Tissue Simulant Fluid for the Frequency Band	197
1.11 Evaluation Procedures	201
1.12 Probe Calibration Procedures	202
1.13 Test Standards and Limits	205
2. Summary of Results	207
3. Simultaneous Transmission Analysis	219
3.1 Estimated SAR calculation	220
3.2 SPLSR evaluation and analysis	220
4. Instruments List	274
5. Measurements	276
6. SAR System Performance Verification	303
7. DAE & Probe Calibration Certificate	315
8. Uncertainty Budget	347
9. Phantom Description	349
10. System Validation from Original Equipment Supplier	350

Unless otherwise stated the results shown in this test report refer only to the sample(s) tested and such sample(s) are retained for 90 days only.

除非另有說明，此報告結果僅對測試之樣品負責，同時此樣品僅保留90天。本報告未經本公司書面許可，不可部份複製。

This document is issued by the Company subject to its General Conditions of Service printed overleaf, available on request or accessible at www.sgs.com/terms_and_conditions.htm and for electronic format documents, subject to Terms and Conditions for Electronic Documents at www.sgs.com/terms_e-document.htm. Attention is drawn to the limitation of liability, indemnification and jurisdiction issues defined therein. Any holder of this document is advised that information contained hereon reflects the Company's findings at the time of its intervention only and within the limits of Client's instructions, if any. The Company's sole responsibility is to its Client and this document does not exonerate parties to a transaction from exercising all their rights and obligations under the transaction documents. This document cannot be reproduced except in full, without prior written approval of the Company. Any unauthorized alteration, forgery or falsification of the content or appearance of this document is unlawful and offenders may be prosecuted to the fullest extent of the law.

1. General Information

1.1 Testing Laboratory

SGS Taiwan Ltd. Electronics & Communication Laboratory	
1F, No. 8, Alley 15, Lane 120, Sec. 1, NeiHu Road, Neihu District, Taipei City, 11493, Taiwan.	
Tel	+886-2-2299-3279
Fax	+886-2-2298-0488
Internet	http://www.tw.sgs.com/

1.2 Details of Applicant

Company Name	HP Inc.
Company Address	3390 East Harmony Road, Fort Collins Colorado, 80528 United States

Unless otherwise stated the results shown in this test report refer only to the sample(s) tested and such sample(s) are retained for 90 days only.
除非另有說明，此報告結果僅對測試之樣品負責，同時此樣品僅保留90天。本報告未經本公司書面許可，不可部份複製。

This document is issued by the Company subject to its General Conditions of Service printed overleaf, available on request or accessible at www.sgs.com/terms_and_conditions.htm and for electronic format documents, subject to Terms and Conditions for Electronic Documents at www.sgs.com/terms_e-document.htm. Attention is drawn to the limitation of liability, indemnification and jurisdiction issues defined therein. Any holder of this document is advised that information contained hereon reflects the Company's findings at the time of its intervention only and within the limits of Client's instructions, if any. The Company's sole responsibility is to its Client and this document does not exonerate parties to a transaction from exercising all their rights and obligations under the transaction documents. This document cannot be reproduced except in full, without prior written approval of the Company. Any unauthorized alteration, forgery or falsification of the content or appearance of this document is unlawful and offenders may be prosecuted to the fullest extent of the law.

1.3 Description of EUT

Equipment Under Test	Notebook Computer			
Brand Name	HP			
Model No.	HSN-I20C			
FCC ID	B94HNI20CPD			
Integrated Module	WLAN	Brand Name : Intel Model Name : 8265D2W		
	WWAN	Brand Name : Fibocom Model Name : L850-GL		
Mode of Operation	<input checked="" type="checkbox"/> WCDMA <input checked="" type="checkbox"/> HSDPA <input checked="" type="checkbox"/> HSUPA <input checked="" type="checkbox"/> HSPA+ <input checked="" type="checkbox"/> DC-HSDPA <input checked="" type="checkbox"/> LTE FDD <input checked="" type="checkbox"/> LTE TDD <input checked="" type="checkbox"/> WLAN802.11 a/b/g/n(20M/40M)/ac(20M/40M/80M) <input checked="" type="checkbox"/> Bluetooth			
Duty Cycle	WCDMA	1		
	LTE FDD	1		
	LTE TDD	0.633		
	WLAN802.11 a/b/g/n(20M/40M)/ac(20M/40M/80M)	1		
	Bluetooth	1		
TX Frequency Range (MHz)	WCDMA Band II	1850	—	1910
	WCDMA Band IV	1710	—	1755
	WCDMA Band V	824	—	849
	LTE FDD Band 2	1850	—	1910
	LTE FDD Band 4	1710	—	1755
	LTE FDD Band 5	824	—	849
	LTE FDD Band 7	2500	—	2570
	LTE FDD Band 12	699	—	716
	LTE FDD Band 13	777	—	787

Unless otherwise stated the results shown in this test report refer only to the sample(s) tested and such sample(s) are retained for 90 days only.

除非另有說明，此報告結果僅對測試之樣品負責，同時此樣品僅保留90天。本報告未經本公司書面許可，不可部份複製。

This document is issued by the Company subject to its General Conditions of Service printed overleaf, available on request or accessible at www.sgs.com/terms_and_conditions.htm and for electronic format documents, subject to Terms and Conditions for Electronic Documents at www.sgs.com/terms_e-document.htm. Attention is drawn to the limitation of liability, indemnification and jurisdiction issues defined therein. Any holder of this document is advised that information contained hereon reflects the Company's findings at the time of its intervention only and within the limits of Client's instructions, if any. The Company's sole responsibility is to its Client and this document does not exonerate parties to a transaction from exercising all their rights and obligations under the transaction documents. This document cannot be reproduced except in full, without prior written approval of the Company. Any unauthorized alteration, forgery or falsification of the content or appearance of this document is unlawful and offenders may be prosecuted to the fullest extent of the law.

TX Frequency Range (MHz)	LTE FDD Band 17	704	—	716
	LTE FDD Band 26	814	—	849
	LTE FDD Band 30	2305	—	2315
	LTE TDD Band 38	2570	—	2620
	LTE TDD Band 41	2496	—	2690
	LTE FDD Band 66	1710	—	1780
	WLAN802.11 b/g/n(20M)	2412	—	2472
	WLAN802.11 n(40M)	2422	—	2462
	WLAN802.11 a/n(20M)/ac(20M) 5.2G	5180	—	5240
	WLAN802.11 n(40M)/ac(40M) 5.2G	5190	—	5230
	WLAN802.11 ac(80M) 5.2G	5210		
	WLAN802.11 a/n(20M)/ac(20M) 5.3G	5260	—	5320
	WLAN802.11 n(40M)/ac(40M) 5.3G	5270	—	5310
	WLAN802.11 ac(80M) 5.3G	5290		
	WLAN802.11 a/n/ac(20M) 5.6G	5500	—	5720
	WLAN802.11 n/ac(40M) 5.6G	5510	—	5710
	WLAN802.11 ac(80M) 5.6G	5530	—	5690
	Channel Number (ARFCN)	WLAN802.11 a/n(20M)/ac(20M) 5.8G	5745	—
WLAN802.11 n(40M)/ac(40M) 5.8G		5710	—	5795
WLAN802.11 ac(80M) 5.8G		5775		
Bluetooth		2402	—	2480
WCDMA Band II		9262	—	9538
WCDMA Band IV		1312	—	1513
WCDMA Band V		4132	—	4233
LTE FDD Band 2		18607	—	19193
LTE FDD Band 4		19957	—	20393
LTE FDD Band 5		20407	—	20643
LTE FDD Band 7	20775	—	21425	

Unless otherwise stated the results shown in this test report refer only to the sample(s) tested and such sample(s) are retained for 90 days only.

除非另有說明，此報告結果僅對測試之樣品負責，同時此樣品僅保留90天。本報告未經本公司書面許可，不可部份複製。

This document is issued by the Company subject to its General Conditions of Service printed overleaf, available on request or accessible at www.sgs.com/terms_and_conditions.htm and for electronic format documents, subject to Terms and Conditions for Electronic Documents at www.sgs.com/terms_e-document.htm. Attention is drawn to the limitation of liability, indemnification and jurisdiction issues defined therein. Any holder of this document is advised that information contained hereon reflects the Company's findings at the time of its intervention only and within the limits of Client's instructions, if any. The Company's sole responsibility is to its Client and this document does not exonerate parties to a transaction from exercising all their rights and obligations under the transaction documents. This document cannot be reproduced except in full, without prior written approval of the Company. Any unauthorized alteration, forgery or falsification of the content or appearance of this document is unlawful and offenders may be prosecuted to the fullest extent of the law.

Channel Number (ARFCN)	LTE FDD Band 12	23017	—	23173
	LTE FDD Band 13	23205	—	23255
	LTE FDD Band 17	23755	—	23825
	LTE FDD Band 26	26697	—	27033
	LTE FDD Band 30	27685	—	27735
	LTE TDD Band 38	37775	—	38225
	LTE TDD Band 41	39675	—	41565
	LTE FDD Band 66	131979	—	132665
	WLAN802.11 b/g/n(20M)	1	—	13
	WLAN802.11 n(40M)	3	—	11
	WLAN802.11 a/n(20M)/ac(20M) 5.2G	36	—	48
	WLAN802.11 n(40M)/ac(40M) 5.2G	38	—	46
	WLAN802.11 ac(80M) 5.2G		42	
	WLAN802.11 a/n(20M)/ac(20M) 5.3G	52	—	64
	WLAN802.11 n(40M)/ac(40M) 5.3G	54	—	62
	WLAN802.11 ac(80M) 5.3G		58	
	WLAN802.11 a/n/ac(20M) 5.6G	100	—	144
	WLAN802.11 n/ac(40M) 5.6G	102	—	142
	WLAN802.11 ac(80M) 5.6G	106	—	138
	WLAN802.11 a/n(20M)/ac(20M) 5.8G	149	—	165
WLAN802.11 n(40M)/ac(40M) 5.8G	151	—	159	
WLAN802.11 ac(80M) 5.8G		155		
Bluetooth	0	—	78	

Unless otherwise stated the results shown in this test report refer only to the sample(s) tested and such sample(s) are retained for 90 days only.

除非另有說明，此報告結果僅對測試之樣品負責，同時此樣品僅保留90天。本報告未經本公司書面許可，不可部份複製。

This document is issued by the Company subject to its General Conditions of Service printed overleaf, available on request or accessible at www.sgs.com/terms_and_conditions.htm and for electronic format documents, subject to Terms and Conditions for Electronic Documents at www.sgs.com/terms_e-document.htm. Attention is drawn to the limitation of liability, indemnification and jurisdiction issues defined therein. Any holder of this document is advised that information contained hereon reflects the Company's findings at the time of its intervention only and within the limits of Client's instructions, if any. The Company's sole responsibility is to its Client and this document does not exonerate parties to a transaction from exercising all their rights and obligations under the transaction documents. This document cannot be reproduced except in full, without prior written approval of the Company. Any unauthorized alteration, forgery or falsification of the content or appearance of this document is unlawful and offenders may be prosecuted to the fullest extent of the law.

Max. SAR (1 g) (Unit: W/Kg)				
Band	Measured	Reported	Channel	Position
WCDMA Band II	1.36	1.38	9262	Left side
WCDMA Band IV	1.28	1.30	1513	Left side
WCDMA Band V	1.41	1.43	4233	Left side
LTE FDD Band 2	1.34	1.38	18700	Left side
LTE FDD Band 4	1.33	1.36	20300	Left side
LTE FDD Band 5	1.27	1.28	20600	Left side
LTE FDD Band 7	0.40	0.40	21100	Top side
LTE FDD Band 12	1.30	1.36	23060	Left side
LTE FDD Band 13	1.24	1.36	23230	Left side
LTE FDD Band 17	1.29	1.29	23780	Left side
LTE FDD Band 26	1.29	1.30	26965	Left side
LTE FDD Band 30	0.97	0.97	27710	Left side
LTE TDD Band 38	0.56	0.75	38000	Top side
LTE TDD Band 41	0.61	0.87	40185	Top side
LTE FDD Band 66	1.41	1.43	132572	Left side

Unless otherwise stated the results shown in this test report refer only to the sample(s) tested and such sample(s) are retained for 90 days only.

除非另有說明，此報告結果僅對測試之樣品負責，同時此樣品僅保留90天。本報告未經本公司書面許可，不可部份複製。

This document is issued by the Company subject to its General Conditions of Service printed overleaf, available on request or accessible at www.sgs.com/terms_and_conditions.htm and for electronic format documents, subject to Terms and Conditions for Electronic Documents at www.sgs.com/terms_e-document.htm. Attention is drawn to the limitation of liability, indemnification and jurisdiction issues defined therein. Any holder of this document is advised that information contained hereon reflects the Company's findings at the time of its intervention only and within the limits of Client's instructions, if any. The Company's sole responsibility is to its Client and this document does not exonerate parties to a transaction from exercising all their rights and obligations under the transaction documents. This document cannot be reproduced except in full, without prior written approval of the Company. Any unauthorized alteration, forgery or falsification of the content or appearance of this document is unlawful and offenders may be prosecuted to the fullest extent of the law.

Max. SAR (1g) (Unit: W/Kg)					
Antenna	Band	Measured	Reported	Channel	Position
Main	WLAN802.11 b	0.69	0.70	1	Top side
	WLAN802.11 n(40M) 5.2G	0.66	0.68	46	Top side
	WLAN802.11 n(40M) 5.3G	0.52	0.53	54	Top side
	WLAN802.11 ac(80M) 5.6G	0.62	0.64	138	Top side
	WLAN802.11 ac(80M) 5.8G	0.66	0.68	155	Top side
Aux	WLAN802.11 b	0.54	0.54	1	Top side
	Bluetooth(GFSK)	0.11	0.12	39	Top side
	WLAN802.11 n(40M) 5.2G	0.76	0.77	38	Top side
	WLAN802.11 n(40M) 5.3G	0.65	0.68	54	Top side
	WLAN802.11 ac(80M) 5.6G	0.77	0.80	138	Top side
	WLAN802.11 ac(80M) 5.8G	0.65	0.65	155	Top side

Unless otherwise stated the results shown in this test report refer only to the sample(s) tested and such sample(s) are retained for 90 days only.

除非另有說明，此報告結果僅對測試之樣品負責，同時此樣品僅保留90天。本報告未經本公司書面許可，不可部份複製。

This document is issued by the Company subject to its General Conditions of Service printed overleaf, available on request or accessible at www.sgs.com/terms_and_conditions.htm and for electronic format documents, subject to Terms and Conditions for Electronic Documents at www.sgs.com/terms_e-document.htm. Attention is drawn to the limitation of liability, indemnification and jurisdiction issues defined therein. Any holder of this document is advised that information contained hereon reflects the Company's findings at the time of its intervention only and within the limits of Client's instructions, if any. The Company's sole responsibility is to its Client and this document does not exonerate parties to a transaction from exercising all their rights and obligations under the transaction documents. This document cannot be reproduced except in full, without prior written approval of the Company. Any unauthorized alteration, forgery or falsification of the content or appearance of this document is unlawful and offenders may be prosecuted to the fullest extent of the law.

Antenna Information
WLAN

Tablet mode								
Vendor	INPAQ				INPAQ			
Antenna	Main (PIFA)				Aux (PIFA)			
Part Number	6036B0216001 (WA-P-LB-02-496)				6036B0215901 (WA-P-LB-02-495)			
Frequency	2.4G	5.2G	5.5G	5.8G	2.4G	5.2G	5.5G	5.8G
Gain (dBi)	-2.41	-0.54	0.75	2.12	-2.37	-1.93	-1.96	1.62
NB mode								
Vendor	INPAQ				INPAQ			
Antenna	Main (PIFA)				Aux (PIFA)			
Part Number	6036B0216001 (WA-P-LB-02-496)				6036B0215901 (WA-P-LB-02-495)			
Frequency	2.4G	5.2G	5.5G	5.8G	2.4G	5.2G	5.5G	5.8G
Gain (dBi)	-1.38	-0.65	-0.17	0.39	-1.13	-1.47	0.20	0.58

WWAN

Vendor	INPAQ					
Antenna	Couple					
Part Number	6036B0215701(WA-P-LTE12-02-008)					
Frequency	750	835	1750	1900	2300	2600
Gain (dBi)	-5.09	-3.61	-4.69	-5.17	-4.11	-4.57

Unless otherwise stated the results shown in this test report refer only to the sample(s) tested and such sample(s) are retained for 90 days only.

除非另有說明，此報告結果僅對測試之樣品負責，同時此樣品僅保留90天。本報告未經本公司書面許可，不可部份複製。

This document is issued by the Company subject to its General Conditions of Service printed overleaf, available on request or accessible at www.sgs.com/terms_and_conditions.htm and for electronic format documents, subject to Terms and Conditions for Electronic Documents at www.sgs.com/terms_e-document.htm. Attention is drawn to the limitation of liability, indemnification and jurisdiction issues defined therein. Any holder of this document is advised that information contained hereon reflects the Company's findings at the time of its intervention only and within the limits of Client's instructions, if any. The Company's sole responsibility is to its Client and this document does not exonerate parties to a transaction from exercising all their rights and obligations under the transaction documents. This document cannot be reproduced except in full, without prior written approval of the Company. Any unauthorized alteration, forgery or falsification of the content or appearance of this document is unlawful and offenders may be prosecuted to the fullest extent of the law.

WCDMA Band II / Band IV / Band V - HSDPA / HSUPA / HSPA+ / DC-HSDPA conducted power table (Full power):

Unit: dBm

Band		WCDMA II		
TX Channel		9262	9400	9538
Frequency (MHz)		1852.4	1880	1907.6
Max. Rated Avg. Power+Max. Tolerance (dBm)		24.50		
3GPP Rel 99	RMC 12.2Kbps	23.70	23.67	23.18
3GPP Rel 5	HSDPA Subtest-1	23.45	23.44	22.94
	HSDPA Subtest-2	23.41	23.46	22.95
	HSDPA Subtest-3	22.95	22.95	22.47
	HSDPA Subtest-4	22.90	22.81	22.41
3GPP Rel 6	HSUPA Subtest-1	23.42	23.38	22.92
	HSUPA Subtest-2	21.41	21.45	20.90
	HSUPA Subtest-3	22.41	22.47	22.40
	HSUPA Subtest-4	21.45	21.43	20.92
	HSUPA Subtest-5	23.45	23.46	22.92
3GPP Rel 7	HSPA+ Subtest-1	23.41	23.42	22.90
3GPP Rel 8	DC-HSDPA Subtest-1	23.32	23.37	22.87
	DC-HSDPA Subtest-2	23.37	23.33	22.83
	DC-HSDPA Subtest-3	22.87	22.81	22.44
	DC-HSDPA Subtest-4	22.79	22.78	22.37

Unless otherwise stated the results shown in this test report refer only to the sample(s) tested and such sample(s) are retained for 90 days only.

除非另有說明，此報告結果僅對測試之樣品負責，同時此樣品僅保留90天。本報告未經本公司書面許可，不可部份複製。

This document is issued by the Company subject to its General Conditions of Service printed overleaf, available on request or accessible at www.sgs.com/terms_and_conditions.htm and for electronic format documents, subject to Terms and Conditions for Electronic Documents at www.sgs.com/terms_e-document.htm. Attention is drawn to the limitation of liability, indemnification and jurisdiction issues defined therein. Any holder of this document is advised that information contained hereon reflects the Company's findings at the time of its intervention only and within the limits of Client's instructions, if any. The Company's sole responsibility is to its Client and this document does not exonerate parties to a transaction from exercising all their rights and obligations under the transaction documents. This document cannot be reproduced except in full, without prior written approval of the Company. Any unauthorized alteration, forgery or falsification of the content or appearance of this document is unlawful and offenders may be prosecuted to the fullest extent of the law.

Band		WCDMA IV		
TX Channel		1312	1412	1513
Frequency (MHz)		1712.4	1732.4	1752.6
Max. Rated Avg. Power+Max. Tolerance (dBm)		24.50		
3GPP Rel 99	RMC 12.2Kbps	23.36	23.54	23.85
3GPP Rel 5	HSDPA Subtest-1	22.98	23.17	23.47
	HSDPA Subtest-2	23.00	23.15	23.46
	HSDPA Subtest-3	22.51	22.66	23.00
	HSDPA Subtest-4	22.47	22.69	23.03
3GPP Rel 6	HSUPA Subtest-1	22.96	23.11	23.48
	HSUPA Subtest-2	21.47	21.59	21.97
	HSUPA Subtest-3	22.45	22.62	23.01
	HSUPA Subtest-4	21.49	21.58	21.96
	HSUPA Subtest-5	22.96	23.09	23.40
3GPP Rel 7	HSPA+ Subtest-1	22.95	23.06	23.47
3GPP Rel 8	DC-HSDPA Subtest-1	22.97	23.05	23.41
	DC-HSDPA Subtest-2	22.90	23.10	23.43
	DC-HSDPA Subtest-3	22.42	22.59	22.93
	DC-HSDPA Subtest-4	22.38	22.54	22.87
Band		WCDMA V		
TX Channel		4132	4183	4233
Frequency (MHz)		826.4	836.6	846.6
Max. Rated Avg. Power+Max. Tolerance (dBm)		24.50		
3GPP Rel 99	RMC 12.2Kbps	24.31	24.32	24.49
3GPP Rel 5	HSDPA Subtest-1	24.28	24.26	24.44
	HSDPA Subtest-2	24.25	24.24	24.43
	HSDPA Subtest-3	23.73	23.75	23.93
	HSDPA Subtest-4	23.77	23.78	23.75
3GPP Rel 6	HSUPA Subtest-1	24.23	24.22	24.42
	HSUPA Subtest-2	22.63	22.63	22.72
	HSUPA Subtest-3	23.21	23.22	23.43
	HSUPA Subtest-4	22.61	22.65	22.78
	HSUPA Subtest-5	24.22	24.23	24.43
3GPP Rel 7	HSPA+ Subtest-1	24.20	24.22	24.41
3GPP Rel 8	DC-HSDPA Subtest-1	24.14	24.25	24.34
	DC-HSDPA Subtest-2	24.22	24.17	24.37
	DC-HSDPA Subtest-3	23.60	23.64	23.87
	DC-HSDPA Subtest-4	23.54	23.66	23.67

Unless otherwise stated the results shown in this test report refer only to the sample(s) tested and such sample(s) are retained for 90 days only.

除非另有說明，此報告結果僅對測試之樣品負責，同時此樣品僅保留90天。本報告未經本公司書面許可，不可部份複製。

This document is issued by the Company subject to its General Conditions of Service printed overleaf, available on request or accessible at www.sgs.com/terms_and_conditions.htm and for electronic format documents, subject to Terms and Conditions for Electronic Documents at www.sgs.com/terms_e-document.htm. Attention is drawn to the limitation of liability, indemnification and jurisdiction issues defined therein. Any holder of this document is advised that information contained hereon reflects the Company's findings at the time of its intervention only and within the limits of Client's instructions, if any. The Company's sole responsibility is to its Client and this document does not exonerate parties to a transaction from exercising all their rights and obligations under the transaction documents. This document cannot be reproduced except in full, without prior written approval of the Company. Any unauthorized alteration, forgery or falsification of the content or appearance of this document is unlawful and offenders may be prosecuted to the fullest extent of the law.

**WCDMA Band II / Band IV / Band V - HSDPA / HSUPA / HSPA+ / DC-HSDPA
conducted power table(Reduced power):**

Unit: dBm

Band		WCDMA II		
TX Channel		9262	9400	9538
Frequency (MHz)		1852.4	1880	1907.6
Max. Rated Avg. Power+Max. Tolerance (dBm)		17.50		
3GPP Rel 99	RMC 12.2Kbps	17.45	17.43	16.92
3GPP Rel 5	HSDPA Subtest-1	17.42	17.41	16.85
	HSDPA Subtest-2	17.37	17.39	16.84
	HSDPA Subtest-3	17.39	17.38	16.83
	HSDPA Subtest-4	17.40	17.38	16.84
3GPP Rel 6	HSUPA Subtest-1	17.41	17.41	16.85
	HSUPA Subtest-2	17.40	17.41	16.86
	HSUPA Subtest-3	17.42	17.40	16.84
	HSUPA Subtest-4	17.40	17.39	16.89
	HSUPA Subtest-5	17.39	17.38	16.84
3GPP Rel 7	HSPA+ Subtest-1	17.35	17.34	16.82
3GPP Rel 8	DC-HSDPA Subtest-1	17.39	17.27	16.77
	DC-HSDPA Subtest-2	17.29	17.29	16.79
	DC-HSDPA Subtest-3	17.30	17.34	16.83
	DC-HSDPA Subtest-4	17.27	17.34	16.78

Unless otherwise stated the results shown in this test report refer only to the sample(s) tested and such sample(s) are retained for 90 days only.

除非另有說明，此報告結果僅對測試之樣品負責，同時此樣品僅保留90天。本報告未經本公司書面許可，不可部份複製。

 This document is issued by the Company subject to its General Conditions of Service printed overleaf, available on request or accessible at www.sgs.com/terms_and_conditions.htm and for electronic format documents, subject to Terms and Conditions for Electronic Documents at www.sgs.com/terms_e-document.htm. Attention is drawn to the limitation of liability, indemnification and jurisdiction issues defined therein. Any holder of this document is advised that information contained hereon reflects the Company's findings at the time of its intervention only and within the limits of Client's instructions, if any. The Company's sole responsibility is to its Client and this document does not exonerate parties to a transaction from exercising all their rights and obligations under the transaction documents. This document cannot be reproduced except in full, without prior written approval of the Company. Any unauthorized alteration, forgery or falsification of the content or appearance of this document is unlawful and offenders may be prosecuted to the fullest extent of the law.

Band		WCDMA IV		
TX Channel		1312	1412	1513
Frequency (MHz)		1712.4	1732.4	1752.6
Max. Rated Avg. Power+Max. Tolerance (dBm)		18.50		
3GPP Rel 99	RMC 12.2Kbps	18.18	18.31	18.48
3GPP Rel 5	HSDPA Subtest-1	18.07	18.23	18.45
	HSDPA Subtest-2	18.10	18.22	18.46
	HSDPA Subtest-3	18.11	18.26	18.45
	HSDPA Subtest-4	18.12	18.25	18.45
3GPP Rel 6	HSUPA Subtest-1	18.09	18.22	18.46
	HSUPA Subtest-2	18.08	18.24	18.45
	HSUPA Subtest-3	18.06	18.21	18.45
	HSUPA Subtest-4	18.09	18.19	18.40
	HSUPA Subtest-5	18.07	18.22	18.43
3GPP Rel 7	HSPA+ Subtest-1	18.05	18.20	18.40
3GPP Rel 8	DC-HSDPA Subtest-1	17.96	18.13	18.43
	DC-HSDPA Subtest-2	17.99	18.10	18.44
	DC-HSDPA Subtest-3	17.97	18.17	18.42
	DC-HSDPA Subtest-4	18.03	18.23	18.44
Band		WCDMA V		
TX Channel		4132	4183	4233
Frequency (MHz)		826.4	836.6	846.6
Max. Rated Avg. Power+Max. Tolerance (dBm)		22.50		
3GPP Rel 99	RMC 12.2Kbps	22.28	22.26	22.45
3GPP Rel 5	HSDPA Subtest-1	22.24	22.19	22.42
	HSDPA Subtest-2	22.25	22.21	22.43
	HSDPA Subtest-3	21.76	22.23	22.06
	HSDPA Subtest-4	21.51	21.96	21.83
3GPP Rel 6	HSUPA Subtest-1	22.21	22.20	22.43
	HSUPA Subtest-2	22.22	22.21	22.44
	HSUPA Subtest-3	21.68	22.24	22.03
	HSUPA Subtest-4	22.26	22.25	22.43
	HSUPA Subtest-5	22.20	22.25	22.43
3GPP Rel 7	HSPA+ Subtest-1	22.18	22.22	22.40
3GPP Rel 8	DC-HSDPA Subtest-1	22.20	22.07	22.39
	DC-HSDPA Subtest-2	22.24	22.12	22.43
	DC-HSDPA Subtest-3	21.68	22.20	22.01
	DC-HSDPA Subtest-4	21.39	21.96	21.71

Unless otherwise stated the results shown in this test report refer only to the sample(s) tested and such sample(s) are retained for 90 days only.

除非另有說明，此報告結果僅對測試之樣品負責，同時此樣品僅保留90天。本報告未經本公司書面許可，不可部份複製。

This document is issued by the Company subject to its General Conditions of Service printed overleaf, available on request or accessible at www.sgs.com/terms_and_conditions.htm and for electronic format documents, subject to Terms and Conditions for Electronic Documents at www.sgs.com/terms_e-document.htm. Attention is drawn to the limitation of liability, indemnification and jurisdiction issues defined therein. Any holder of this document is advised that information contained hereon reflects the Company's findings at the time of its intervention only and within the limits of Client's instructions, if any. The Company's sole responsibility is to its Client and this document does not exonerate parties to a transaction from exercising all their rights and obligations under the transaction documents. This document cannot be reproduced except in full, without prior written approval of the Company. Any unauthorized alteration, forgery or falsification of the content or appearance of this document is unlawful and offenders may be prosecuted to the fullest extent of the law.

Sub-Test for HSDPA

SUB-TEST	β_c	β_d	β_d (SF)	β_c/β_d	β_{HS} (Note 1, Note 2)	CM (dB) (Note 3)	MPR (dB) (Note 3)
1	2/15	15/15	64	2/15	4/15	0.0	0.0
2	12/15	15/15	64	12/15	24/15	1.0	0.0
3	15/15	8/15	64	15/8	30/15	1.5	0.5
4	15/15	4/15	64	15/4	30/15	1.5	0.5

Sub-Test for HSUPA

SUB-TEST	β_c	β_d	β_d (SF)	β_c/β_d	β_{HS} (Note 1)	β_{ec}	β_{ed} (Note 5) (Note 6)	β_{ed} (SF)	β_{ed} (Codes)	CM (dB) (Note 2)	MPR (dB) (Note 2)	AG Index (Note 6)	E-TFCI
1	11/15	15/15	64	11/15	22/15	209/225	1309/225	4	1	1.0	0.0	20	75
2	6/15	15/15	64	6/15	12/15	12/15	94/75	4	1	3.0	2.0	12	67
3	15/15	9/15	64	15/9	30/15	30/15	β_{ed1} : 47/15 β_{ed2} : 47/15	4 4	2	2.0	1.0	15	92
4	2/15	15/15	64	2/15	4/15	2/15	56/75	4	1	3.0	2.0	17	71
5	15/15	15/15	64	15/15	30/15	24/15	134/15	4	1	1.0	0.0	21	81

Unless otherwise stated the results shown in this test report refer only to the sample(s) tested and such sample(s) are retained for 90 days only.

除非另有說明，此報告結果僅對測試之樣品負責，同時此樣品僅保留90天。本報告未經本公司書面許可，不可部份複製。

This document is issued by the Company subject to its General Conditions of Service printed overleaf, available on request or accessible at www.sgs.com/terms_and_conditions.htm and for electronic format documents, subject to Terms and Conditions for Electronic Documents at www.sgs.com/terms_e-document.htm. Attention is drawn to the limitation of liability, indemnification and jurisdiction issues defined therein. Any holder of this document is advised that information contained hereon reflects the Company's findings at the time of its intervention only and within the limits of Client's instructions, if any. The Company's sole responsibility is to its Client and this document does not exonerate parties to a transaction from exercising all their rights and obligations under the transaction documents. This document cannot be reproduced except in full, without prior written approval of the Company. Any unauthorized alteration, forgery or falsification of the content or appearance of this document is unlawful and offenders may be prosecuted to the fullest extent of the law.

LTE FDD Band 2 / Band 4 / Band 5 / Band 7 / Band 12 / Band 13 / Band 17 / Band 26 / Band 30 / Band 66 power table (Full power):

FDD Band 2									
BW(Mhz)	Modulation	RB Size	RB Offset	Frequency (MHz)	Channel	Conducted power (dBm)	Target Power + Max. Tolerance (dBm)	MPR Allowed per 3GPP(dB)	
20	QPSK	1 RB	0	1860	18700	23.30	24	0	
				1880	18900	22.93	24	0	
				1900	19100	22.83	24	0	
			50	1860	18700	23.02	24	0	
				1880	18900	23.21	24	0	
				1900	19100	22.53	24	0	
		99	1860	18700	23.00	24	0		
			1880	18900	22.87	24	0		
			1900	19100	22.68	24	0		
		50 RB	0	1860	18700	22.07	23	0-1	
				1880	18900	22.16	23	0-1	
				1900	19100	21.67	23	0-1	
			25	1860	18700	21.97	23	0-1	
				1880	18900	22.18	23	0-1	
				1900	19100	21.59	23	0-1	
		50	1860	18700	21.90	23	0-1		
			1880	18900	22.09	23	0-1		
			1900	19100	21.65	23	0-1		
		100RB	1860	18700	22.17	23	0-1		
			1880	18900	22.29	23	0-1		
			1900	19100	21.86	23	0-1		
		16-QAM	1 RB	0	1860	18700	22.01	23	0-1
					1880	18900	22.23	23	0-1
					1900	19100	21.53	23	0-1
	50			1860	18700	21.80	23	0-1	
				1880	18900	22.70	23	0-1	
				1900	19100	21.15	23	0-1	
	99			1860	18700	22.12	23	0-1	
				1880	18900	22.20	23	0-1	
				1900	19100	21.84	23	0-1	
	50 RB			0	1860	18700	21.21	22	0-2
					1880	18900	21.19	22	0-2
					1900	19100	20.72	22	0-2
			25	1860	18700	20.95	22	0-2	
				1880	18900	21.25	22	0-2	
				1900	19100	20.59	22	0-2	
	50		1860	18700	20.96	22	0-2		
			1880	18900	21.16	22	0-2		
			1900	19100	20.62	22	0-2		
	100RB		1860	18700	21.10	22	0-2		
			1880	18900	21.27	22	0-2		
			1900	19100	20.77	22	0-2		

Unless otherwise stated the results shown in this test report refer only to the sample(s) tested and such sample(s) are retained for 90 days only.

除非另有說明，此報告結果僅對測試之樣品負責，同時此樣品僅保留90天。本報告未經本公司書面許可，不可部份複製。

This document is issued by the Company subject to its General Conditions of Service printed overleaf, available on request or accessible at www.sgs.com/terms_and_conditions.htm and for electronic format documents, subject to Terms and Conditions for Electronic Documents at www.sgs.com/terms_e-document.htm. Attention is drawn to the limitation of liability, indemnification and jurisdiction issues defined therein. Any holder of this document is advised that information contained hereon reflects the Company's findings at the time of its intervention only and within the limits of Client's instructions, if any. The Company's sole responsibility is to its Client and this document does not exonerate parties to a transaction from exercising all their rights and obligations under the transaction documents. This document cannot be reproduced except in full, without prior written approval of the Company. Any unauthorized alteration, forgery or falsification of the content or appearance of this document is unlawful and offenders may be prosecuted to the fullest extent of the law.

FDD Band 2									
BW(MHz)	Modulation	RB Size	RB Offset	Frequency (MHz)	Channel	Conducted power (dBm)	Target Power + Max. Tolerance (dBm)	MPR Allowed per 3GPP(dB)	
15	QPSK	1 RB	0	1857.5	18675	23.24	24	0	
				1880	18900	23.19	24	0	
				1902.5	19125	22.62	24	0	
			36	1857.5	18675	23.06	24	0	
				1880	18900	23.19	24	0	
				1902.5	19125	22.51	24	0	
		74	1857.5	18675	22.93	24	0		
			1880	18900	23.12	24	0		
			1902.5	19125	22.69	24	0		
		36 RB	0	1857.5	18675	22.07	23	0-1	
				1880	18900	22.17	23	0-1	
				1902.5	19125	21.57	23	0-1	
			18	1857.5	18675	22.08	23	0-1	
				1880	18900	22.22	23	0-1	
				1902.5	19125	21.56	23	0-1	
			37	1857.5	18675	21.97	23	0-1	
				1880	18900	22.17	23	0-1	
				1902.5	19125	21.62	23	0-1	
			75RB	1857.5	18675	22.10	23	0-1	
				1880	18900	22.19	23	0-1	
				1902.5	19125	21.53	23	0-1	
		16-QAM	1 RB	0	1857.5	18675	22.38	23	0-1
					1880	18900	22.71	23	0-1
					1902.5	19125	21.28	23	0-1
	36			1857.5	18675	22.35	23	0-1	
				1880	18900	22.11	23	0-1	
				1902.5	19125	22.03	23	0-1	
	74			1857.5	18675	21.73	23	0-1	
				1880	18900	22.40	23	0-1	
				1902.5	19125	21.83	23	0-1	
	36 RB			0	1857.5	18675	21.22	22	0-2
					1880	18900	21.21	22	0-2
					1902.5	19125	20.68	22	0-2
			18	1857.5	18675	21.14	22	0-2	
				1880	18900	21.21	22	0-2	
				1902.5	19125	20.59	22	0-2	
			37	1857.5	18675	21.05	22	0-2	
				1880	18900	21.16	22	0-2	
				1902.5	19125	20.67	22	0-2	
	75RB		1857.5	18675	21.04	22	0-2		
			1880	18900	21.19	22	0-2		
			1902.5	19125	20.74	22	0-2		

Unless otherwise stated the results shown in this test report refer only to the sample(s) tested and such sample(s) are retained for 90 days only.

除非另有說明，此報告結果僅對測試之樣品負責，同時此樣品僅保留90天。本報告未經本公司書面許可，不可部份複製。

This document is issued by the Company subject to its General Conditions of Service printed overleaf, available on request or accessible at www.sgs.com/terms_and_conditions.htm and for electronic format documents, subject to Terms and Conditions for Electronic Documents at www.sgs.com/terms_e-document.htm. Attention is drawn to the limitation of liability, indemnification and jurisdiction issues defined therein. Any holder of this document is advised that information contained hereon reflects the Company's findings at the time of its intervention only and within the limits of Client's instructions, if any. The Company's sole responsibility is to its Client and this document does not exonerate parties to a transaction from exercising all their rights and obligations under the transaction documents. This document cannot be reproduced except in full, without prior written approval of the Company. Any unauthorized alteration, forgery or falsification of the content or appearance of this document is unlawful and offenders may be prosecuted to the fullest extent of the law.

FDD Band 2									
BW(Mhz)	Modulation	RB Size	RB Offset	Frequency (MHz)	Channel	Conducted power (dBm)	Target Power + Max. Tolerance (dBm)	MPR Allowed per 3GPP(dB)	
10	QPSK	1 RB	0	1855	18650	23.30	24	0	
				1880	18900	23.21	24	0	
				1905	19150	22.54	24	0	
			25	1855	18650	22.97	24	0	
				1880	18900	23.16	24	0	
				1905	19150	22.55	24	0	
		49	1855	18650	22.95	24	0		
			1880	18900	23.18	24	0		
			1905	19150	22.73	24	0		
		25 RB	0	1855	18650	22.17	23	0-1	
				1880	18900	22.21	23	0-1	
			12	1905	19150	21.52	23	0-1	
				1855	18650	22.13	23	0-1	
			25	1880	18900	22.19	23	0-1	
				1905	19150	21.54	23	0-1	
		50RB	1855	18650	22.02	23	0-1		
			1880	18900	22.18	23	0-1		
			1905	19150	21.67	23	0-1		
		16-QAM	1 RB	0	1855	18650	22.07	23	0-1
					1880	18900	22.16	23	0-1
					1905	19150	21.55	23	0-1
				25	1855	18650	22.45	23	0-1
					1880	18900	22.41	23	0-1
					1905	19150	21.12	23	0-1
	49		1855	18650	22.34	23	0-1		
			1880	18900	22.50	23	0-1		
			1905	19150	21.92	23	0-1		
	25 RB		0	1855	18650	22.49	23	0-1	
				1880	18900	22.48	23	0-1	
			12	1905	19150	21.93	23	0-1	
		1855		18650	21.21	22	0-2		
		25	1880	18900	21.32	22	0-2		
			1905	19150	20.63	22	0-2		
	50RB	0	1855	18650	21.12	22	0-2		
			1880	18900	21.26	22	0-2		
		12	1905	19150	20.66	22	0-2		
			1855	18650	21.11	22	0-2		
		25	1880	18900	21.18	22	0-2		
			1905	19150	20.76	22	0-2		
	50RB	1855	18650	21.17	22	0-2			
		1880	18900	21.21	22	0-2			
					1905	19150	20.68	22	0-2

Unless otherwise stated the results shown in this test report refer only to the sample(s) tested and such sample(s) are retained for 90 days only.

除非另有說明，此報告結果僅對測試之樣品負責，同時此樣品僅保留90天。本報告未經本公司書面許可，不可部份複製。

This document is issued by the Company subject to its General Conditions of Service printed overleaf, available on request or accessible at www.sgs.com/terms_and_conditions.htm and for electronic format documents, subject to Terms and Conditions for Electronic Documents at www.sgs.com/terms_e-document.htm. Attention is drawn to the limitation of liability, indemnification and jurisdiction issues defined therein. Any holder of this document is advised that information contained hereon reflects the Company's findings at the time of its intervention only and within the limits of Client's instructions, if any. The Company's sole responsibility is to its Client and this document does not exonerate parties to a transaction from exercising all their rights and obligations under the transaction documents. This document cannot be reproduced except in full, without prior written approval of the Company. Any unauthorized alteration, forgery or falsification of the content or appearance of this document is unlawful and offenders may be prosecuted to the fullest extent of the law.

FDD Band 2									
BW(Mhz)	Modulation	RB Size	RB Offset	Frequency (MHz)	Channel	Conducted power (dBm)	Target Power + Max. Tolerance (dBm)	MPR Allowed per 3GPP(dB)	
5	QPSK	1 RB	0	1852.5	18625	23.16	24	0	
				1880	18900	23.18	24	0	
				1907.5	19175	22.56	24	0	
			12	1852.5	18625	23.14	24	0	
				1880	18900	23.12	24	0	
				1907.5	19175	22.56	24	0	
		24	1852.5	18625	23.11	24	0		
			1880	18900	23.15	24	0		
			1907.5	19175	22.72	24	0		
		12 RB	0	1852.5	18625	22.16	23	0-1	
				1880	18900	22.09	23	0-1	
				1907.5	19175	21.57	23	0-1	
			6	1852.5	18625	22.08	23	0-1	
				1880	18900	22.10	23	0-1	
				1907.5	19175	21.60	23	0-1	
			13	1852.5	18625	22.08	23	0-1	
				1880	18900	22.14	23	0-1	
				1907.5	19175	21.62	23	0-1	
			25RB	1852.5	18625	22.09	23	0-1	
				1880	18900	22.14	23	0-1	
				1907.5	19175	21.64	23	0-1	
		16-QAM	1 RB	0	1852.5	18625	22.54	23	0-1
					1880	18900	22.38	23	0-1
					1907.5	19175	21.74	23	0-1
	12			1852.5	18625	22.07	23	0-1	
				1880	18900	22.10	23	0-1	
				1907.5	19175	21.83	23	0-1	
	24			1852.5	18625	22.42	23	0-1	
				1880	18900	22.37	23	0-1	
				1907.5	19175	21.94	23	0-1	
	12 RB			0	1852.5	18625	21.28	22	0-2
					1880	18900	21.23	22	0-2
					1907.5	19175	20.51	22	0-2
			6	1852.5	18625	21.11	22	0-2	
				1880	18900	21.13	22	0-2	
				1907.5	19175	20.63	22	0-2	
			13	1852.5	18625	21.12	22	0-2	
				1880	18900	21.16	22	0-2	
				1907.5	19175	20.77	22	0-2	
			25RB	1852.5	18625	21.11	22	0-2	
				1880	18900	21.13	22	0-2	
				1907.5	19175	20.63	22	0-2	

Unless otherwise stated the results shown in this test report refer only to the sample(s) tested and such sample(s) are retained for 90 days only.

除非另有說明，此報告結果僅對測試之樣品負責，同時此樣品僅保留90天。本報告未經本公司書面許可，不可部份複製。

This document is issued by the Company subject to its General Conditions of Service printed overleaf, available on request or accessible at www.sgs.com/terms_and_conditions.htm and for electronic format documents, subject to Terms and Conditions for Electronic Documents at www.sgs.com/terms_e-document.htm. Attention is drawn to the limitation of liability, indemnification and jurisdiction issues defined therein. Any holder of this document is advised that information contained hereon reflects the Company's findings at the time of its intervention only and within the limits of Client's instructions, if any. The Company's sole responsibility is to its Client and this document does not exonerate parties to a transaction from exercising all their rights and obligations under the transaction documents. This document cannot be reproduced except in full, without prior written approval of the Company. Any unauthorized alteration, forgery or falsification of the content or appearance of this document is unlawful and offenders may be prosecuted to the fullest extent of the law.

FDD Band 2									
BW(Mhz)	Modulation	RB Size	RB Offset	Frequency (MHz)	Channel	Conducted power (dBm)	Target Power + Max. Tolerance (dBm)	MPR Allowed per 3GPP(dB)	
3	QPSK	1 RB	0	1851.5	18615	23.03	24	0	
				1880	18900	23.15	24	0	
				1908.5	19185	22.53	24	0	
			7	1851.5	18615	23.15	24	0	
				1880	18900	23.08	24	0	
				1908.5	19185	22.64	24	0	
		14	1851.5	18615	23.07	24	0		
			1880	18900	23.06	24	0		
			1908.5	19185	22.55	24	0		
		8 RB	0	1851.5	18615	22.13	23	0-1	
				1880	18900	22.07	23	0-1	
				1908.5	19185	21.65	23	0-1	
			4	1851.5	18615	22.09	23	0-1	
				1880	18900	22.11	23	0-1	
				1908.5	19185	21.64	23	0-1	
			7	1851.5	18615	22.06	23	0-1	
				1880	18900	22.13	23	0-1	
				1908.5	19185	21.62	23	0-1	
			15RB	1851.5	18615	22.06	23	0-1	
				1880	18900	22.12	23	0-1	
				1908.5	19185	21.62	23	0-1	
		16-QAM	1 RB	0	1851.5	18615	22.34	23	0-1
					1880	18900	22.25	23	0-1
					1908.5	19185	21.84	23	0-1
	7			1851.5	18615	22.42	23	0-1	
				1880	18900	22.49	23	0-1	
				1908.5	19185	21.91	23	0-1	
	14			1851.5	18615	22.25	23	0-1	
				1880	18900	22.33	23	0-1	
				1908.5	19185	22.25	23	0-1	
	8 RB			0	1851.5	18615	21.03	22	0-2
					1880	18900	21.15	22	0-2
					1908.5	19185	20.65	22	0-2
			4	1851.5	18615	21.12	22	0-2	
				1880	18900	21.12	22	0-2	
				1908.5	19185	20.62	22	0-2	
			7	1851.5	18615	21.06	22	0-2	
				1880	18900	21.13	22	0-2	
				1908.5	19185	20.72	22	0-2	
	15RB		1851.5	18615	21.10	22	0-2		
			1880	18900	21.16	22	0-2		
			1908.5	19185	20.64	22	0-2		

Unless otherwise stated the results shown in this test report refer only to the sample(s) tested and such sample(s) are retained for 90 days only.

除非另有說明，此報告結果僅對測試之樣品負責，同時此樣品僅保留90天。本報告未經本公司書面許可，不可部份複製。

This document is issued by the Company subject to its General Conditions of Service printed overleaf, available on request or accessible at www.sgs.com/terms_and_conditions.htm and for electronic format documents, subject to Terms and Conditions for Electronic Documents at www.sgs.com/terms_e-document.htm. Attention is drawn to the limitation of liability, indemnification and jurisdiction issues defined therein. Any holder of this document is advised that information contained hereon reflects the Company's findings at the time of its intervention only and within the limits of Client's instructions, if any. The Company's sole responsibility is to its Client and this document does not exonerate parties to a transaction from exercising all their rights and obligations under the transaction documents. This document cannot be reproduced except in full, without prior written approval of the Company. Any unauthorized alteration, forgery or falsification of the content or appearance of this document is unlawful and offenders may be prosecuted to the fullest extent of the law.

FDD Band 2									
BW(Mhz)	Modulation	RB Size	RB Offset	Frequency (MHz)	Channel	Conducted power (dBm)	Target Power + Max. Tolerance (dBm)	MPR Allowed per 3GPP(dB)	
1.4	QPSK	1 RB	0	1850.7	18607	23.09	24	0	
				1880	18900	23.07	24	0	
				1909.3	19193	22.67	24	0	
			2	1850.7	18607	23.07	24	0	
				1880	18900	23.12	24	0	
				1909.3	19193	22.59	24	0	
		5	1850.7	18607	23.05	24	0		
			1880	18900	23.15	24	0		
			1909.3	19193	22.68	24	0		
		3 RB	0	1850.7	18607	23.04	24	0	
				1880	18900	23.11	24	0	
				1909.3	19193	22.66	24	0	
			2	1850.7	18607	23.09	24	0	
				1880	18900	23.05	24	0	
				1909.3	19193	22.53	24	0	
			3	1850.7	18607	23.02	24	0	
				1880	18900	23.09	24	0	
				1909.3	19193	22.61	24	0	
		6RB	1850.7	18607	22.05	23	0-1		
			1880	18900	22.11	23	0-1		
			1909.3	19193	21.60	23	0-1		
		16-QAM	1 RB	0	1850.7	18607	22.40	23	0-1
					1880	18900	22.31	23	0-1
					1909.3	19193	22.19	23	0-1
	2			1850.7	18607	22.37	23	0-1	
				1880	18900	22.30	23	0-1	
				1909.3	19193	22.06	23	0-1	
	5			1850.7	18607	22.45	23	0-1	
				1880	18900	22.65	23	0-1	
				1909.3	19193	21.65	23	0-1	
	3 RB		0	1850.7	18607	22.23	23	0-1	
				1880	18900	22.20	23	0-1	
				1909.3	19193	21.75	23	0-1	
			2	1850.7	18607	22.15	23	0-1	
				1880	18900	22.22	23	0-1	
				1909.3	19193	21.77	23	0-1	
			3	1850.7	18607	22.17	23	0-1	
				1880	18900	22.20	23	0-1	
				1909.3	19193	21.79	23	0-1	
	6RB		1850.7	18607	21.16	22	0-2		
			1880	18900	21.23	22	0-2		
			1909.3	19193	20.84	22	0-2		

Unless otherwise stated the results shown in this test report refer only to the sample(s) tested and such sample(s) are retained for 90 days only.

除非另有說明，此報告結果僅對測試之樣品負責，同時此樣品僅保留90天。本報告未經本公司書面許可，不可部份複製。

This document is issued by the Company subject to its General Conditions of Service printed overleaf, available on request or accessible at www.sgs.com/terms_and_conditions.htm and for electronic format documents, subject to Terms and Conditions for Electronic Documents at www.sgs.com/terms_e-document.htm. Attention is drawn to the limitation of liability, indemnification and jurisdiction issues defined therein. Any holder of this document is advised that information contained hereon reflects the Company's findings at the time of its intervention only and within the limits of Client's instructions, if any. The Company's sole responsibility is to its Client and this document does not exonerate parties to a transaction from exercising all their rights and obligations under the transaction documents. This document cannot be reproduced except in full, without prior written approval of the Company. Any unauthorized alteration, forgery or falsification of the content or appearance of this document is unlawful and offenders may be prosecuted to the fullest extent of the law.

FDD Band 4									
BW(Mhz)	Modulation	RB Size	RB Offset	Frequency (MHz)	Channel	Conducted power (dBm)	Target Power + Max. Tolerance (dBm)	MPR Allowed per 3GPP(dB)	
20	QPSK	1 RB	0	1720	20050	22.85	24	0	
				1732.5	20175	22.99	24	0	
				1745	20300	22.95	24	0	
			50	1720	20050	23.08	24	0	
				1732.5	20175	22.75	24	0	
				1745	20300	22.93	24	0	
		99	1720	20050	22.77	24	0		
			1732.5	20175	22.91	24	0		
			1745	20300	23.29	24	0		
		50 RB	0	1720	20050	22.08	23	0-1	
				1732.5	20175	21.91	23	0-1	
				1745	20300	21.98	23	0-1	
			25	1720	20050	22.10	23	0-1	
				1732.5	20175	21.87	23	0-1	
				1745	20300	22.08	23	0-1	
			50	1720	20050	21.92	23	0-1	
				1732.5	20175	21.86	23	0-1	
				1745	20300	22.23	23	0-1	
			100RB	1720	20050	22.15	23	0-1	
				1732.5	20175	21.92	23	0-1	
				1745	20300	22.25	23	0-1	
		16-QAM	1 RB	0	1720	20050	21.99	23	0-1
					1732.5	20175	22.28	23	0-1
					1745	20300	22.26	23	0-1
	50			1720	20050	21.84	23	0-1	
				1732.5	20175	22.19	23	0-1	
				1745	20300	22.17	23	0-1	
	99			1720	20050	22.39	23	0-1	
				1732.5	20175	22.39	23	0-1	
				1745	20300	22.78	23	0-1	
	50 RB			0	1720	20050	21.05	22	0-2
					1732.5	20175	20.91	22	0-2
					1745	20300	21.04	22	0-2
			25	1720	20050	21.04	22	0-2	
				1732.5	20175	20.91	22	0-2	
				1745	20300	21.13	22	0-2	
			50	1720	20050	21.07	22	0-2	
				1732.5	20175	20.86	22	0-2	
				1745	20300	21.26	22	0-2	
			100RB	1720	20050	21.11	22	0-2	
				1732.5	20175	20.94	22	0-2	
				1745	20300	21.39	22	0-2	

Unless otherwise stated the results shown in this test report refer only to the sample(s) tested and such sample(s) are retained for 90 days only.

除非另有說明，此報告結果僅對測試之樣品負責，同時此樣品僅保留90天。本報告未經本公司書面許可，不可部份複製。

This document is issued by the Company subject to its General Conditions of Service printed overleaf, available on request or accessible at www.sgs.com/terms_and_conditions.htm and for electronic format documents, subject to Terms and Conditions for Electronic Documents at www.sgs.com/terms_e-document.htm. Attention is drawn to the limitation of liability, indemnification and jurisdiction issues defined therein. Any holder of this document is advised that information contained hereon reflects the Company's findings at the time of its intervention only and within the limits of Client's instructions, if any. The Company's sole responsibility is to its Client and this document does not exonerate parties to a transaction from exercising all their rights and obligations under the transaction documents. This document cannot be reproduced except in full, without prior written approval of the Company. Any unauthorized alteration, forgery or falsification of the content or appearance of this document is unlawful and offenders may be prosecuted to the fullest extent of the law.

FDD Band 4									
BW(Mhz)	Modulation	RB Size	RB Offset	Frequency (MHz)	Channel	Conducted power (dBm)	Target Power + Max. Tolerance (dBm)	MPR Allowed per 3GPP(dB)	
15	QPSK	1 RB	0	1717.5	20025	22.86	24	0	
				1732.5	20175	23.26	24	0	
				1747.5	20325	23.01	24	0	
			36	1717.5	20025	23.14	24	0	
				1732.5	20175	22.87	24	0	
				1747.5	20325	23.42	24	0	
		74	1717.5	20025	23.01	24	0		
			1732.5	20175	22.92	24	0		
			1747.5	20325	23.48	24	0		
		36 RB	0	1717.5	20025	22.02	23	0-1	
				1732.5	20175	22.04	23	0-1	
				1747.5	20325	22.08	23	0-1	
			18	1717.5	20025	22.17	23	0-1	
				1732.5	20175	21.92	23	0-1	
				1747.5	20325	22.31	23	0-1	
			37	1717.5	20025	22.12	23	0-1	
				1732.5	20175	21.88	23	0-1	
				1747.5	20325	22.25	23	0-1	
			75RB	1717.5	20025	22.23	23	0-1	
				1732.5	20175	21.94	23	0-1	
				1747.5	20325	22.37	23	0-1	
		16-QAM	1 RB	0	1717.5	20025	22.18	23	0-1
					1732.5	20175	21.82	23	0-1
					1747.5	20325	21.63	23	0-1
	36			1717.5	20025	22.50	23	0-1	
				1732.5	20175	22.16	23	0-1	
				1747.5	20325	22.81	23	0-1	
	74			1717.5	20025	22.28	23	0-1	
				1732.5	20175	22.06	23	0-1	
				1747.5	20325	22.03	23	0-1	
	36 RB			0	1717.5	20025	20.99	22	0-2
					1732.5	20175	21.10	22	0-2
					1747.5	20325	21.21	22	0-2
			18	1717.5	20025	21.22	22	0-2	
				1732.5	20175	20.85	22	0-2	
				1747.5	20325	21.37	22	0-2	
			37	1717.5	20025	21.02	22	0-2	
				1732.5	20175	20.99	22	0-2	
				1747.5	20325	21.32	22	0-2	
	75RB		1717.5	20025	21.18	22	0-2		
			1732.5	20175	20.96	22	0-2		
			1747.5	20325	21.40	22	0-2		

Unless otherwise stated the results shown in this test report refer only to the sample(s) tested and such sample(s) are retained for 90 days only.

除非另有說明，此報告結果僅對測試之樣品負責，同時此樣品僅保留90天。本報告未經本公司書面許可，不可部份複製。

This document is issued by the Company subject to its General Conditions of Service printed overleaf, available on request or accessible at www.sgs.com/terms_and_conditions.htm and for electronic format documents, subject to Terms and Conditions for Electronic Documents at www.sgs.com/terms_e-document.htm. Attention is drawn to the limitation of liability, indemnification and jurisdiction issues defined therein. Any holder of this document is advised that information contained hereon reflects the Company's findings at the time of its intervention only and within the limits of Client's instructions, if any. The Company's sole responsibility is to its Client and this document does not exonerate parties to a transaction from exercising all their rights and obligations under the transaction documents. This document cannot be reproduced except in full, without prior written approval of the Company. Any unauthorized alteration, forgery or falsification of the content or appearance of this document is unlawful and offenders may be prosecuted to the fullest extent of the law.

FDD Band 4									
BW(MHz)	Modulation	RB Size	RB Offset	Frequency (MHz)	Channel	Conducted power (dBm)	Target Power + Max. Tolerance (dBm)	MPR Allowed per 3GPP(dB)	
10	QPSK	1 RB	0	1715	20000	22.83	24	0	
				1732.5	20175	23.03	24	0	
				1750	20350	23.33	24	0	
			25	1715	20000	22.94	24	0	
				1732.5	20175	22.87	24	0	
				1750	20350	23.28	24	0	
		49	1715	20000	23.22	24	0		
			1732.5	20175	22.72	24	0		
			1750	20350	23.35	24	0		
		25 RB	0	1715	20000	22.02	23	0-1	
				1732.5	20175	22.00	23	0-1	
				1750	20350	22.39	23	0-1	
			12	1715	20000	22.03	23	0-1	
				1732.5	20175	21.92	23	0-1	
				1750	20350	22.36	23	0-1	
			25	1715	20000	22.16	23	0-1	
				1732.5	20175	21.96	23	0-1	
				1750	20350	22.43	23	0-1	
			50RB	1715	20000	22.10	23	0-1	
				1732.5	20175	21.94	23	0-1	
				1750	20350	22.32	23	0-1	
		16-QAM	1 RB	0	1715	20000	22.40	23	0-1
					1732.5	20175	22.32	23	0-1
					1750	20350	22.30	23	0-1
	25			1715	20000	22.39	23	0-1	
				1732.5	20175	22.44	23	0-1	
				1750	20350	22.84	23	0-1	
	49			1715	20000	22.39	23	0-1	
				1732.5	20175	21.58	23	0-1	
				1750	20350	22.03	23	0-1	
	25 RB			0	1715	20000	21.07	22	0-2
					1732.5	20175	21.06	22	0-2
					1750	20350	21.42	22	0-2
			12	1715	20000	21.01	22	0-2	
				1732.5	20175	21.00	22	0-2	
				1750	20350	21.49	22	0-2	
			25	1715	20000	21.20	22	0-2	
				1732.5	20175	20.86	22	0-2	
				1750	20350	21.42	22	0-2	
			50RB	1715	20000	21.12	22	0-2	
				1732.5	20175	21.00	22	0-2	
				1750	20350	21.36	22	0-2	

Unless otherwise stated the results shown in this test report refer only to the sample(s) tested and such sample(s) are retained for 90 days only.

除非另有說明，此報告結果僅對測試之樣品負責，同時此樣品僅保留90天。本報告未經本公司書面許可，不可部份複製。

This document is issued by the Company subject to its General Conditions of Service printed overleaf, available on request or accessible at www.sgs.com/terms_and_conditions.htm and for electronic format documents, subject to Terms and Conditions for Electronic Documents at www.sgs.com/terms_e-document.htm. Attention is drawn to the limitation of liability, indemnification and jurisdiction issues defined therein. Any holder of this document is advised that information contained hereon reflects the Company's findings at the time of its intervention only and within the limits of Client's instructions, if any. The Company's sole responsibility is to its Client and this document does not exonerate parties to a transaction from exercising all their rights and obligations under the transaction documents. This document cannot be reproduced except in full, without prior written approval of the Company. Any unauthorized alteration, forgery or falsification of the content or appearance of this document is unlawful and offenders may be prosecuted to the fullest extent of the law.

FDD Band 4									
BW(Mhz)	Modulation	RB Size	RB Offset	Frequency (MHz)	Channel	Conducted power (dBm)	Target Power + Max. Tolerance (dBm)	MPR Allowed per 3GPP(dB)	
5	QPSK	1 RB	0	1712.5	19975	22.83	24	0	
				1732.5	20175	23.00	24	0	
				1752.5	20375	23.33	24	0	
			12	1712.5	19975	22.86	24	0	
				1732.5	20175	22.99	24	0	
				1752.5	20375	23.28	24	0	
		24	1712.5	19975	22.91	24	0		
			1732.5	20175	22.81	24	0		
			1752.5	20375	23.25	24	0		
		12 RB	0	1712.5	19975	21.84	23	0-1	
				1732.5	20175	21.93	23	0-1	
				1752.5	20375	22.28	23	0-1	
			6	1712.5	19975	21.93	23	0-1	
				1732.5	20175	21.94	23	0-1	
				1752.5	20375	22.35	23	0-1	
			13	1712.5	19975	21.97	23	0-1	
				1732.5	20175	21.94	23	0-1	
				1752.5	20375	22.34	23	0-1	
			25RB	1712.5	19975	21.95	23	0-1	
				1732.5	20175	21.97	23	0-1	
				1752.5	20375	22.33	23	0-1	
		16-QAM	1 RB	0	1712.5	19975	22.33	23	0-1
					1732.5	20175	22.41	23	0-1
					1752.5	20375	22.57	23	0-1
	12			1712.5	19975	22.11	23	0-1	
				1732.5	20175	22.50	23	0-1	
				1752.5	20375	22.48	23	0-1	
	24			1712.5	19975	22.43	23	0-1	
				1732.5	20175	22.04	23	0-1	
				1752.5	20375	22.43	23	0-1	
	12 RB			0	1712.5	19975	20.90	22	0-2
					1732.5	20175	20.97	22	0-2
					1752.5	20375	21.33	22	0-2
			6	1712.5	19975	21.01	22	0-2	
				1732.5	20175	20.77	22	0-2	
				1752.5	20375	21.31	22	0-2	
			13	1712.5	19975	20.81	22	0-2	
				1732.5	20175	20.97	22	0-2	
				1752.5	20375	21.22	22	0-2	
			25RB	1712.5	19975	20.98	22	0-2	
				1732.5	20175	20.95	22	0-2	
				1752.5	20375	21.35	22	0-2	

Unless otherwise stated the results shown in this test report refer only to the sample(s) tested and such sample(s) are retained for 90 days only.

除非另有說明，此報告結果僅對測試之樣品負責，同時此樣品僅保留90天。本報告未經本公司書面許可，不可部份複製。

This document is issued by the Company subject to its General Conditions of Service printed overleaf, available on request or accessible at www.sgs.com/terms_and_conditions.htm and for electronic format documents, subject to Terms and Conditions for Electronic Documents at www.sgs.com/terms_e-document.htm. Attention is drawn to the limitation of liability, indemnification and jurisdiction issues defined therein. Any holder of this document is advised that information contained hereon reflects the Company's findings at the time of its intervention only and within the limits of Client's instructions, if any. The Company's sole responsibility is to its Client and this document does not exonerate parties to a transaction from exercising all their rights and obligations under the transaction documents. This document cannot be reproduced except in full, without prior written approval of the Company. Any unauthorized alteration, forgery or falsification of the content or appearance of this document is unlawful and offenders may be prosecuted to the fullest extent of the law.

FDD Band 4									
BW(MHz)	Modulation	RB Size	RB Offset	Frequency (MHz)	Channel	Conducted power (dBm)	Target Power + Max. Tolerance (dBm)	MPR Allowed per 3GPP(dB)	
3	QPSK	1 RB	0	1711.5	19965	22.77	24	0	
				1732.5	20175	22.92	24	0	
				1753.5	20385	23.19	24	0	
			7	1711.5	19965	22.76	24	0	
				1732.5	20175	22.84	24	0	
				1753.5	20385	23.44	24	0	
		14	1711.5	19965	22.85	24	0		
			1732.5	20175	22.76	24	0		
			1753.5	20385	23.23	24	0		
		8 RB	0	1711.5	19965	21.82	23	0-1	
				1732.5	20175	21.85	23	0-1	
				1753.5	20385	22.36	23	0-1	
			4	1711.5	19965	21.81	23	0-1	
				1732.5	20175	21.92	23	0-1	
				1753.5	20385	22.37	23	0-1	
			7	1711.5	19965	21.86	23	0-1	
				1732.5	20175	21.90	23	0-1	
				1753.5	20385	22.31	23	0-1	
			15RB	1711.5	19965	21.83	23	0-1	
				1732.5	20175	21.89	23	0-1	
				1753.5	20385	22.32	23	0-1	
		16-QAM	1 RB	0	1711.5	19965	22.17	23	0-1
					1732.5	20175	22.26	23	0-1
					1753.5	20385	22.79	23	0-1
	7			1711.5	19965	21.47	23	0-1	
				1732.5	20175	21.96	23	0-1	
				1753.5	20385	22.45	23	0-1	
	14			1711.5	19965	21.84	23	0-1	
				1732.5	20175	21.54	23	0-1	
				1753.5	20385	22.53	23	0-1	
	8 RB			0	1711.5	19965	20.85	22	0-2
					1732.5	20175	21.07	22	0-2
					1753.5	20385	21.45	22	0-2
			4	1711.5	19965	20.94	22	0-2	
				1732.5	20175	21.00	22	0-2	
				1753.5	20385	21.37	22	0-2	
			7	1711.5	19965	20.83	22	0-2	
				1732.5	20175	20.83	22	0-2	
				1753.5	20385	21.38	22	0-2	
	15RB		1711.5	19965	20.83	22	0-2		
			1732.5	20175	20.93	22	0-2		
			1753.5	20385	21.28	22	0-2		

Unless otherwise stated the results shown in this test report refer only to the sample(s) tested and such sample(s) are retained for 90 days only.

除非另有說明，此報告結果僅對測試之樣品負責，同時此樣品僅保留90天。本報告未經本公司書面許可，不可部份複製。

This document is issued by the Company subject to its General Conditions of Service printed overleaf, available on request or accessible at www.sgs.com/terms_and_conditions.htm and for electronic format documents, subject to Terms and Conditions for Electronic Documents at www.sgs.com/terms_e-document.htm. Attention is drawn to the limitation of liability, indemnification and jurisdiction issues defined therein. Any holder of this document is advised that information contained hereon reflects the Company's findings at the time of its intervention only and within the limits of Client's instructions, if any. The Company's sole responsibility is to its Client and this document does not exonerate parties to a transaction from exercising all their rights and obligations under the transaction documents. This document cannot be reproduced except in full, without prior written approval of the Company. Any unauthorized alteration, forgery or falsification of the content or appearance of this document is unlawful and offenders may be prosecuted to the fullest extent of the law.

FDD Band 4									
BW(MHz)	Modulation	RB Size	RB Offset	Frequency (MHz)	Channel	Conducted power (dBm)	Target Power + Max. Tolerance (dBm)	MPR Allowed per 3GPP(dB)	
1.4	QPSK	1 RB	0	1710.7	19957	22.86	24	0	
				1732.5	20175	22.90	24	0	
				1754.3	20393	23.31	24	0	
			2	1710.7	19957	22.76	24	0	
				1732.5	20175	22.86	24	0	
				1754.3	20393	23.48	24	0	
		5	1710.7	19957	22.77	24	0		
			1732.5	20175	22.95	24	0		
			1754.3	20393	23.40	24	0		
		3 RB	0	1710.7	19957	22.86	24	0	
				1732.5	20175	22.85	24	0	
				1754.3	20393	23.38	24	0	
			2	1710.7	19957	22.84	24	0	
				1732.5	20175	22.92	24	0	
				1754.3	20393	23.40	24	0	
			3	1710.7	19957	22.79	24	0	
				1732.5	20175	22.92	24	0	
				1754.3	20393	23.36	24	0	
		6RB	1710.7	19957	21.83	23	0-1		
			1732.5	20175	21.95	23	0-1		
			1754.3	20393	22.42	23	0-1		
		16-QAM	1 RB	0	1710.7	19957	22.31	23	0-1
					1732.5	20175	22.00	23	0-1
					1754.3	20393	22.33	23	0-1
	2			1710.7	19957	22.04	23	0-1	
				1732.5	20175	22.37	23	0-1	
				1754.3	20393	22.45	23	0-1	
	5			1710.7	19957	22.21	23	0-1	
				1732.5	20175	22.28	23	0-1	
				1754.3	20393	22.65	23	0-1	
	3 RB		0	1710.7	19957	22.00	23	0-1	
				1732.5	20175	22.08	23	0-1	
				1754.3	20393	22.42	23	0-1	
			2	1710.7	19957	22.10	23	0-1	
				1732.5	20175	21.98	23	0-1	
				1754.3	20393	22.59	23	0-1	
			3	1710.7	19957	21.71	23	0-1	
				1732.5	20175	22.14	23	0-1	
				1754.3	20393	22.43	23	0-1	
	6RB		1710.7	19957	20.89	22	0-2		
			1732.5	20175	21.02	22	0-2		
			1754.3	20393	21.49	22	0-2		

Unless otherwise stated the results shown in this test report refer only to the sample(s) tested and such sample(s) are retained for 90 days only.

除非另有說明，此報告結果僅對測試之樣品負責，同時此樣品僅保留90天。本報告未經本公司書面許可，不可部份複製。

This document is issued by the Company subject to its General Conditions of Service printed overleaf, available on request or accessible at www.sgs.com/terms_and_conditions.htm and for electronic format documents, subject to Terms and Conditions for Electronic Documents at www.sgs.com/terms_e-document.htm. Attention is drawn to the limitation of liability, indemnification and jurisdiction issues defined therein. Any holder of this document is advised that information contained hereon reflects the Company's findings at the time of its intervention only and within the limits of Client's instructions, if any. The Company's sole responsibility is to its Client and this document does not exonerate parties to a transaction from exercising all their rights and obligations under the transaction documents. This document cannot be reproduced except in full, without prior written approval of the Company. Any unauthorized alteration, forgery or falsification of the content or appearance of this document is unlawful and offenders may be prosecuted to the fullest extent of the law.

FDD Band 5									
BW(MHz)	Modulation	RB Size	RB Offset	Frequency (MHz)	Channel	Conducted power (dBm)	Target Power + Max. Tolerance (dBm)	MPR Allowed per 3GPP(dB)	
10	QPSK	1 RB	0	829	20450	23.56	25	0	
				836.5	20525	23.60	25	0	
				844	20600	23.91	25	0	
			25	829	20450	23.70	25	0	
				836.5	20525	23.62	25	0	
				844	20600	23.50	25	0	
		49	829	20450	23.83	25	0		
			836.5	20525	23.79	25	0		
			844	20600	23.69	25	0		
		25 RB	0	829	20450	22.65	24	0-1	
				836.5	20525	22.74	24	0-1	
				844	20600	22.87	24	0-1	
			12	829	20450	22.64	24	0-1	
				836.5	20525	22.77	24	0-1	
				844	20600	22.71	24	0-1	
			25	829	20450	22.70	24	0-1	
				836.5	20525	22.74	24	0-1	
				844	20600	22.79	24	0-1	
			50RB	829	20450	22.80	24	0-1	
				836.5	20525	22.75	24	0-1	
				844	20600	22.74	24	0-1	
		16-QAM	1 RB	0	829	20450	22.86	24	0-1
					836.5	20525	22.68	24	0-1
					844	20600	23.12	24	0-1
	25			829	20450	23.18	24	0-1	
				836.5	20525	22.90	24	0-1	
				844	20600	22.72	24	0-1	
	49			829	20450	22.97	24	0-1	
				836.5	20525	23.18	24	0-1	
				844	20600	23.15	24	0-1	
	25 RB			0	829	20450	21.76	23	0-2
					836.5	20525	21.82	23	0-2
					844	20600	21.81	23	0-2
			12	829	20450	21.77	23	0-2	
				836.5	20525	21.86	23	0-2	
				844	20600	21.86	23	0-2	
			25	829	20450	21.80	23	0-2	
				836.5	20525	21.80	23	0-2	
				844	20600	21.97	23	0-2	
			500RB	829	20450	21.86	23	0-2	
				836.5	20525	21.84	23	0-2	
				844	20600	21.94	23	0-2	

Unless otherwise stated the results shown in this test report refer only to the sample(s) tested and such sample(s) are retained for 90 days only.

除非另有說明，此報告結果僅對測試之樣品負責，同時此樣品僅保留90天。本報告未經本公司書面許可，不可部份複製。

This document is issued by the Company subject to its General Conditions of Service printed overleaf, available on request or accessible at www.sgs.com/terms_and_conditions.htm and for electronic format documents, subject to Terms and Conditions for Electronic Documents at www.sgs.com/terms_e-document.htm. Attention is drawn to the limitation of liability, indemnification and jurisdiction issues defined therein. Any holder of this document is advised that information contained hereon reflects the Company's findings at the time of its intervention only and within the limits of Client's instructions, if any. The Company's sole responsibility is to its Client and this document does not exonerate parties to a transaction from exercising all their rights and obligations under the transaction documents. This document cannot be reproduced except in full, without prior written approval of the Company. Any unauthorized alteration, forgery or falsification of the content or appearance of this document is unlawful and offenders may be prosecuted to the fullest extent of the law.

FDD Band 5									
BW(Mhz)	Modulation	RB Size	RB Offset	Frequency (MHz)	Channel	Conducted power (dBm)	Target Power + Max. Tolerance (dBm)	MPR Allowed per 3GPP(dB)	
5	QPSK	1 RB	0	826.5	20425	23.65	25	0	
				836.5	20525	23.62	25	0	
				846.5	20625	23.56	25	0	
			12	826.5	20425	23.70	25	0	
				836.5	20525	23.59	25	0	
				846.5	20625	23.78	25	0	
		24	826.5	20425	23.65	25	0		
			836.5	20525	23.63	25	0		
			846.5	20625	23.89	25	0		
		12 RB	0	826.5	20425	22.76	24	0-1	
				836.5	20525	22.74	24	0-1	
				846.5	20625	22.75	24	0-1	
			6	826.5	20425	22.72	24	0-1	
				836.5	20525	22.71	24	0-1	
				846.5	20625	22.93	24	0-1	
			13	826.5	20425	22.71	24	0-1	
				836.5	20525	22.70	24	0-1	
				846.5	20625	22.80	24	0-1	
			25RB	826.5	20425	22.74	24	0-1	
				836.5	20525	22.70	24	0-1	
				846.5	20625	22.94	24	0-1	
		16-QAM	1 RB	0	826.5	20425	22.93	24	0-1
					836.5	20525	22.48	24	0-1
					846.5	20625	22.92	24	0-1
	12			826.5	20425	23.02	24	0-1	
				836.5	20525	23.04	24	0-1	
				846.5	20625	22.88	24	0-1	
	24			826.5	20425	22.86	24	0-1	
				836.5	20525	23.06	24	0-1	
				846.5	20625	23.17	24	0-1	
	12 RB			0	826.5	20425	21.68	23	0-2
					836.5	20525	21.80	23	0-2
					846.5	20625	21.78	23	0-2
			6	826.5	20425	21.77	23	0-2	
				836.5	20525	21.76	23	0-2	
				846.5	20625	21.81	23	0-2	
			13	826.5	20425	21.69	23	0-2	
				836.5	20525	21.80	23	0-2	
				846.5	20625	21.70	23	0-2	
			25RB	826.5	20425	21.76	23	0-2	
				836.5	20525	21.77	23	0-2	
				846.5	20625	21.87	23	0-2	

Unless otherwise stated the results shown in this test report refer only to the sample(s) tested and such sample(s) are retained for 90 days only.

除非另有說明，此報告結果僅對測試之樣品負責，同時此樣品僅保留90天。本報告未經本公司書面許可，不可部份複製。

This document is issued by the Company subject to its General Conditions of Service printed overleaf, available on request or accessible at www.sgs.com/terms_and_conditions.htm and for electronic format documents, subject to Terms and Conditions for Electronic Documents at www.sgs.com/terms_e-document.htm. Attention is drawn to the limitation of liability, indemnification and jurisdiction issues defined therein. Any holder of this document is advised that information contained hereon reflects the Company's findings at the time of its intervention only and within the limits of Client's instructions, if any. The Company's sole responsibility is to its Client and this document does not exonerate parties to a transaction from exercising all their rights and obligations under the transaction documents. This document cannot be reproduced except in full, without prior written approval of the Company. Any unauthorized alteration, forgery or falsification of the content or appearance of this document is unlawful and offenders may be prosecuted to the fullest extent of the law.

FDD Band 5									
BW(MHz)	Modulation	RB Size	RB Offset	Frequency (MHz)	Channel	Conducted power (dBm)	Target Power + Max. Tolerance (dBm)	MPR Allowed per 3GPP(dB)	
3	QPSK	1 RB	0	825.5	20415	23.53	25	0	
				836.5	20525	23.58	25	0	
				847.5	20635	23.68	25	0	
			7	825.5	20415	23.64	25	0	
				836.5	20525	23.64	25	0	
				847.5	20635	23.81	25	0	
		14	825.5	20415	23.56	25	0		
			836.5	20525	23.53	25	0		
			847.5	20635	23.81	25	0		
		8 RB	0	825.5	20415	22.51	24	0-1	
				836.5	20525	22.67	24	0-1	
				847.5	20635	22.77	24	0-1	
			4	825.5	20415	22.62	24	0-1	
				836.5	20525	22.67	24	0-1	
				847.5	20635	22.76	24	0-1	
			7	825.5	20415	22.68	24	0-1	
				836.5	20525	22.63	24	0-1	
				847.5	20635	22.87	24	0-1	
			15RB	825.5	20415	22.66	24	0-1	
				836.5	20525	22.70	24	0-1	
				847.5	20635	22.77	24	0-1	
		16-QAM	1 RB	0	825.5	20415	22.70	24	0-1
					836.5	20525	22.78	24	0-1
					847.5	20635	22.99	24	0-1
	7			825.5	20415	22.85	24	0-1	
				836.5	20525	22.74	24	0-1	
				847.5	20635	23.19	24	0-1	
	14			825.5	20415	22.93	24	0-1	
				836.5	20525	22.76	24	0-1	
				847.5	20635	23.20	24	0-1	
	8 RB			0	825.5	20415	21.56	23	0-2
					836.5	20525	21.57	23	0-2
					847.5	20635	21.82	23	0-2
			4	825.5	20415	21.62	23	0-2	
				836.5	20525	21.60	23	0-2	
				847.5	20635	22.00	23	0-2	
			7	825.5	20415	21.70	23	0-2	
				836.5	20525	21.58	23	0-2	
				847.5	20635	21.76	23	0-2	
	15RB		825.5	20415	21.65	23	0-2		
			836.5	20525	21.67	23	0-2		
			847.5	20635	21.95	23	0-2		

Unless otherwise stated the results shown in this test report refer only to the sample(s) tested and such sample(s) are retained for 90 days only.

除非另有說明，此報告結果僅對測試之樣品負責，同時此樣品僅保留90天。本報告未經本公司書面許可，不可部份複製。

This document is issued by the Company subject to its General Conditions of Service printed overleaf, available on request or accessible at www.sgs.com/terms_and_conditions.htm and for electronic format documents, subject to Terms and Conditions for Electronic Documents at www.sgs.com/terms_e-document.htm. Attention is drawn to the limitation of liability, indemnification and jurisdiction issues defined therein. Any holder of this document is advised that information contained hereon reflects the Company's findings at the time of its intervention only and within the limits of Client's instructions, if any. The Company's sole responsibility is to its Client and this document does not exonerate parties to a transaction from exercising all their rights and obligations under the transaction documents. This document cannot be reproduced except in full, without prior written approval of the Company. Any unauthorized alteration, forgery or falsification of the content or appearance of this document is unlawful and offenders may be prosecuted to the fullest extent of the law.

FDD Band 5									
BW(Mhz)	Modulation	RB Size	RB Offset	Frequency (MHz)	Channel	Conducted power (dBm)	Target Power + Max. Tolerance (dBm)	MPR Allowed per 3GPP(dB)	
1.4	QPSK	1 RB	0	824.7	20407	23.63	25	0	
				836.5	20525	23.63	25	0	
				848.3	20643	23.86	25	0	
			2	824.7	20407	23.44	25	0	
				836.5	20525	23.70	25	0	
				848.3	20643	23.83	25	0	
		5	824.7	20407	23.57	25	0		
			836.5	20525	23.63	25	0		
			848.3	20643	23.78	25	0		
		3 RB	0	824.7	20407	23.54	25	0	
				836.5	20525	23.65	25	0	
				848.3	20643	23.82	25	0	
			2	824.7	20407	23.48	25	0	
				836.5	20525	23.59	25	0	
				848.3	20643	23.90	25	0	
			3	824.7	20407	23.57	25	0	
				836.5	20525	23.61	25	0	
				848.3	20643	23.89	25	0	
		6RB	824.7	20407	22.60	24	0-1		
			836.5	20525	22.65	24	0-1		
			848.3	20643	22.80	24	0-1		
		16-QAM	1 RB	0	824.7	20407	22.54	24	0-1
					836.5	20525	22.91	24	0-1
					848.3	20643	23.19	24	0-1
	2			824.7	20407	22.87	24	0-1	
				836.5	20525	22.73	24	0-1	
				848.3	20643	23.24	24	0-1	
	5			824.7	20407	23.00	24	0-1	
				836.5	20525	22.92	24	0-1	
				848.3	20643	22.67	24	0-1	
	3 RB			0	824.7	20407	22.77	24	0-1
					836.5	20525	22.67	24	0-1
					848.3	20643	22.87	24	0-1
			2	824.7	20407	22.80	24	0-1	
				836.5	20525	22.88	24	0-1	
				848.3	20643	22.90	24	0-1	
			3	824.7	20407	22.73	24	0-1	
				836.5	20525	22.64	24	0-1	
				848.3	20643	22.98	24	0-1	
	6RB		824.7	20407	21.60	23	0-2		
			836.5	20525	21.62	23	0-2		
			848.3	20643	22.00	23	0-2		

Unless otherwise stated the results shown in this test report refer only to the sample(s) tested and such sample(s) are retained for 90 days only.

除非另有說明，此報告結果僅對測試之樣品負責，同時此樣品僅保留90天。本報告未經本公司書面許可，不可部份複製。

This document is issued by the Company subject to its General Conditions of Service printed overleaf, available on request or accessible at www.sgs.com/terms_and_conditions.htm and for electronic format documents, subject to Terms and Conditions for Electronic Documents at www.sgs.com/terms_e-document.htm. Attention is drawn to the limitation of liability, indemnification and jurisdiction issues defined therein. Any holder of this document is advised that information contained hereon reflects the Company's findings at the time of its intervention only and within the limits of Client's instructions, if any. The Company's sole responsibility is to its Client and this document does not exonerate parties to a transaction from exercising all their rights and obligations under the transaction documents. This document cannot be reproduced except in full, without prior written approval of the Company. Any unauthorized alteration, forgery or falsification of the content or appearance of this document is unlawful and offenders may be prosecuted to the fullest extent of the law.

FDD Band 7									
BW(MHz)	Modulation	RB Size	RB Offset	Frequency (MHz)	Channel	Conducted power (dBm)	Target Power + Max. Tolerance (dBm)	MPR Allowed per 3GPP(dB)	
20	QPSK	1 RB	0	2510	20850	22.34	24	0	
				2535	21100	22.53	24	0	
				2560	21350	22.38	24	0	
			50	2510	20850	22.31	24	0	
				2535	21100	22.50	24	0	
				2560	21350	22.52	24	0	
		99	2510	20850	22.36	24	0		
			2535	21100	22.44	24	0		
			2560	21350	22.37	24	0		
		50 RB	0	2510	20850	21.31	23	0-1	
				2535	21100	21.50	23	0-1	
				2560	21350	21.47	23	0-1	
			25	2510	20850	21.34	23	0-1	
				2535	21100	21.53	23	0-1	
				2560	21350	21.40	23	0-1	
			50	2510	20850	21.47	23	0-1	
				2535	21100	21.57	23	0-1	
				2560	21350	21.36	23	0-1	
			100RB	2510	20850	21.52	23	0-1	
				2535	21100	21.55	23	0-1	
				2560	21350	21.56	23	0-1	
		16-QAM	1 RB	0	2510	20850	21.62	23	0-1
					2535	21100	21.61	23	0-1
					2560	21350	21.42	23	0-1
	50			2510	20850	21.73	23	0-1	
				2535	21100	21.34	23	0-1	
				2560	21350	21.71	23	0-1	
	99			2510	20850	21.93	23	0-1	
				2535	21100	21.31	23	0-1	
				2560	21350	21.22	23	0-1	
	50 RB			0	2510	20850	20.45	22	0-2
					2535	21100	20.50	22	0-2
					2560	21350	20.50	22	0-2
			25	2510	20850	20.46	22	0-2	
				2535	21100	20.50	22	0-2	
				2560	21350	20.49	22	0-2	
			50	2510	20850	20.48	22	0-2	
				2535	21100	20.61	22	0-2	
				2560	21350	20.42	22	0-2	
			100RB	2510	20850	20.52	22	0-2	
				2535	21100	20.64	22	0-2	
				2560	21350	20.59	22	0-2	

Unless otherwise stated the results shown in this test report refer only to the sample(s) tested and such sample(s) are retained for 90 days only.

除非另有說明，此報告結果僅對測試之樣品負責，同時此樣品僅保留90天。本報告未經本公司書面許可，不可部份複製。

This document is issued by the Company subject to its General Conditions of Service printed overleaf, available on request or accessible at www.sgs.com/terms_and_conditions.htm and for electronic format documents, subject to Terms and Conditions for Electronic Documents at www.sgs.com/terms_e-document.htm. Attention is drawn to the limitation of liability, indemnification and jurisdiction issues defined therein. Any holder of this document is advised that information contained hereon reflects the Company's findings at the time of its intervention only and within the limits of Client's instructions, if any. The Company's sole responsibility is to its Client and this document does not exonerate parties to a transaction from exercising all their rights and obligations under the transaction documents. This document cannot be reproduced except in full, without prior written approval of the Company. Any unauthorized alteration, forgery or falsification of the content or appearance of this document is unlawful and offenders may be prosecuted to the fullest extent of the law.

FDD Band 7									
BW(MHz)	Modulation	RB Size	RB Offset	Frequency (MHz)	Channel	Conducted power (dBm)	Target Power + Max. Tolerance (dBm)	MPR Allowed per 3GPP(dB)	
15	QPSK	1 RB	0	2507.5	20825	22.14	24	0	
				2535	21100	22.25	24	0	
				2562.5	21375	22.22	24	0	
			36	2507.5	20825	22.25	24	0	
				2535	21100	22.37	24	0	
				2562.5	21375	22.36	24	0	
		74	2507.5	20825	22.26	24	0		
			2535	21100	22.50	24	0		
			2562.5	21375	22.22	24	0		
		36 RB	0	2507.5	20825	21.25	23	0-1	
				2535	21100	21.37	23	0-1	
				2562.5	21375	21.35	23	0-1	
			18	2507.5	20825	21.27	23	0-1	
				2535	21100	21.44	23	0-1	
				2562.5	21375	21.35	23	0-1	
			37	2507.5	20825	21.33	23	0-1	
				2535	21100	21.48	23	0-1	
				2562.5	21375	21.35	23	0-1	
			75RB	2507.5	20825	21.32	23	0-1	
				2535	21100	21.45	23	0-1	
				2562.5	21375	21.37	23	0-1	
		16-QAM	1 RB	0	2507.5	20825	21.33	23	0-1
					2535	21100	21.57	23	0-1
					2562.5	21375	21.46	23	0-1
	36			2507.5	20825	21.81	23	0-1	
				2535	21100	21.56	23	0-1	
				2562.5	21375	21.29	23	0-1	
	74			2507.5	20825	21.65	23	0-1	
				2535	21100	21.62	23	0-1	
				2562.5	21375	21.49	23	0-1	
	36 RB			0	2507.5	20825	20.30	22	0-2
					2535	21100	20.49	22	0-2
					2562.5	21375	20.40	22	0-2
			18	2507.5	20825	20.28	22	0-2	
				2535	21100	20.45	22	0-2	
				2562.5	21375	20.42	22	0-2	
			37	2507.5	20825	20.30	22	0-2	
				2535	21100	20.46	22	0-2	
				2562.5	21375	20.36	22	0-2	
			75RB	2507.5	20825	20.26	22	0-2	
				2535	21100	20.42	22	0-2	
				2562.5	21375	20.38	22	0-2	

Unless otherwise stated the results shown in this test report refer only to the sample(s) tested and such sample(s) are retained for 90 days only.

除非另有說明，此報告結果僅對測試之樣品負責，同時此樣品僅保留90天。本報告未經本公司書面許可，不可部份複製。

This document is issued by the Company subject to its General Conditions of Service printed overleaf, available on request or accessible at www.sgs.com/terms_and_conditions.htm and for electronic format documents, subject to Terms and Conditions for Electronic Documents at www.sgs.com/terms_e-document.htm. Attention is drawn to the limitation of liability, indemnification and jurisdiction issues defined therein. Any holder of this document is advised that information contained hereon reflects the Company's findings at the time of its intervention only and within the limits of Client's instructions, if any. The Company's sole responsibility is to its Client and this document does not exonerate parties to a transaction from exercising all their rights and obligations under the transaction documents. This document cannot be reproduced except in full, without prior written approval of the Company. Any unauthorized alteration, forgery or falsification of the content or appearance of this document is unlawful and offenders may be prosecuted to the fullest extent of the law.

FDD Band 7									
BW(Mhz)	Modulation	RB Size	RB Offset	Frequency (MHz)	Channel	Conducted power (dBm)	Target Power + Max. Tolerance (dBm)	MPR Allowed per 3GPP(dB)	
10	QPSK	1 RB	0	2505	20800	22.12	24	0	
				2535	21100	22.31	24	0	
				2565	21400	22.20	24	0	
			25	2505	20800	22.17	24	0	
				2535	21100	22.37	24	0	
				2565	21400	22.19	24	0	
		49	2505	20800	22.19	24	0		
			2535	21100	22.40	24	0		
			2565	21400	22.25	24	0		
		25 RB	0	2505	20800	21.29	23	0-1	
				2535	21100	21.49	23	0-1	
				2565	21400	21.40	23	0-1	
			12	2505	20800	21.27	23	0-1	
				2535	21100	21.48	23	0-1	
				2565	21400	21.37	23	0-1	
			25	2505	20800	21.33	23	0-1	
				2535	21100	21.48	23	0-1	
				2565	21400	21.41	23	0-1	
		50RB	2505	20800	21.26	23	0-1		
			2535	21100	21.51	23	0-1		
			2565	21400	21.37	23	0-1		
		16-QAM	1 RB	0	2505	20800	21.56	23	0-1
					2535	21100	21.51	23	0-1
					2565	21400	21.50	23	0-1
	25			2505	20800	21.41	23	0-1	
				2535	21100	21.76	23	0-1	
				2565	21400	21.66	23	0-1	
	49			2505	20800	21.42	23	0-1	
				2535	21100	21.28	23	0-1	
				2565	21400	21.47	23	0-1	
	25 RB			0	2505	20800	20.41	22	0-2
					2535	21100	20.56	22	0-2
					2565	21400	20.47	22	0-2
			12	2505	20800	20.35	22	0-2	
				2535	21100	20.57	22	0-2	
				2565	21400	20.40	22	0-2	
			25	2505	20800	20.37	22	0-2	
				2535	21100	20.53	22	0-2	
				2565	21400	20.47	22	0-2	
	50RB		2505	20800	20.28	22	0-2		
			2535	21100	20.44	22	0-2		
			2565	21400	20.41	22	0-2		

Unless otherwise stated the results shown in this test report refer only to the sample(s) tested and such sample(s) are retained for 90 days only.

除非另有說明，此報告結果僅對測試之樣品負責，同時此樣品僅保留90天。本報告未經本公司書面許可，不可部份複製。

This document is issued by the Company subject to its General Conditions of Service printed overleaf, available on request or accessible at www.sgs.com/terms_and_conditions.htm and for electronic format documents, subject to Terms and Conditions for Electronic Documents at www.sgs.com/terms_e-document.htm. Attention is drawn to the limitation of liability, indemnification and jurisdiction issues defined therein. Any holder of this document is advised that information contained hereon reflects the Company's findings at the time of its intervention only and within the limits of Client's instructions, if any. The Company's sole responsibility is to its Client and this document does not exonerate parties to a transaction from exercising all their rights and obligations under the transaction documents. This document cannot be reproduced except in full, without prior written approval of the Company. Any unauthorized alteration, forgery or falsification of the content or appearance of this document is unlawful and offenders may be prosecuted to the fullest extent of the law.

FDD Band 7									
BW(Mhz)	Modulation	RB Size	RB Offset	Frequency (MHz)	Channel	Conducted power (dBm)	Target Power + Max. Tolerance (dBm)	MPR Allowed per 3GPP(dB)	
5	QPSK	1 RB	0	2502.5	20775	22.14	24	0	
				2535	21100	22.41	24	0	
				2567.5	21425	22.30	24	0	
			12	2502.5	20775	22.09	24	0	
				2535	21100	22.42	24	0	
				2567.5	21425	22.26	24	0	
		24	2502.5	20775	22.12	24	0		
			2535	21100	22.38	24	0		
			2567.5	21425	22.23	24	0		
		12 RB	0	2502.5	20775	21.18	23	0-1	
				2535	21100	21.36	23	0-1	
				2567.5	21425	21.33	23	0-1	
			6	2502.5	20775	21.17	23	0-1	
				2535	21100	21.37	23	0-1	
				2567.5	21425	21.33	23	0-1	
			13	2502.5	20775	21.18	23	0-1	
				2535	21100	21.40	23	0-1	
				2567.5	21425	21.30	23	0-1	
			25RB	2502.5	20775	21.19	23	0-1	
				2535	21100	21.40	23	0-1	
				2567.5	21425	21.35	23	0-1	
		16-QAM	1 RB	0	2502.5	20775	21.69	23	0-1
					2535	21100	21.15	23	0-1
					2567.5	21425	21.51	23	0-1
				12	2502.5	20775	21.25	23	0-1
					2535	21100	21.36	23	0-1
					2567.5	21425	21.46	23	0-1
	24			2502.5	20775	21.62	23	0-1	
				2535	21100	21.59	23	0-1	
				2567.5	21425	21.57	23	0-1	
	12 RB		0	2502.5	20775	20.28	22	0-2	
				2535	21100	20.40	22	0-2	
				2567.5	21425	20.34	22	0-2	
			6	2502.5	20775	20.22	22	0-2	
				2535	21100	20.31	22	0-2	
				2567.5	21425	20.37	22	0-2	
			13	2502.5	20775	20.27	22	0-2	
				2535	21100	20.37	22	0-2	
				2567.5	21425	20.39	22	0-2	
	25RB		2502.5	20775	20.17	22	0-2		
			2535	21100	20.39	22	0-2		
			2567.5	21425	20.30	22	0-2		

Unless otherwise stated the results shown in this test report refer only to the sample(s) tested and such sample(s) are retained for 90 days only.

除非另有說明，此報告結果僅對測試之樣品負責，同時此樣品僅保留90天。本報告未經本公司書面許可，不可部份複製。

This document is issued by the Company subject to its General Conditions of Service printed overleaf, available on request or accessible at www.sgs.com/terms_and_conditions.htm and for electronic format documents, subject to Terms and Conditions for Electronic Documents at www.sgs.com/terms_e-document.htm. Attention is drawn to the limitation of liability, indemnification and jurisdiction issues defined therein. Any holder of this document is advised that information contained hereon reflects the Company's findings at the time of its intervention only and within the limits of Client's instructions, if any. The Company's sole responsibility is to its Client and this document does not exonerate parties to a transaction from exercising all their rights and obligations under the transaction documents. This document cannot be reproduced except in full, without prior written approval of the Company. Any unauthorized alteration, forgery or falsification of the content or appearance of this document is unlawful and offenders may be prosecuted to the fullest extent of the law.

FDD Band 12									
BW(MHz)	Modulation	RB Size	RB Offset	Frequency (MHz)	Channel	Conducted power (dBm)	Target Power + Max. Tolerance (dBm)	MPR Allowed per 3GPP(dB)	
10	QPSK	1 RB	0	704	23060	22.51	24	0	
				707.5	23095	22.59	24	0	
				711	23130	22.42	24	0	
			25	704	23060	22.67	24	0	
				707.5	23095	22.69	24	0	
				711	23130	22.44	24	0	
			49	704	23060	22.66	24	0	
				707.5	23095	22.62	24	0	
				711	23130	22.63	24	0	
		25 RB	0	704	23060	21.79	23	0-1	
				707.5	23095	21.70	23	0-1	
				711	23130	21.64	23	0-1	
			12	704	23060	21.81	23	0-1	
				707.5	23095	21.67	23	0-1	
				711	23130	21.59	23	0-1	
			25	704	23060	21.78	23	0-1	
				707.5	23095	21.61	23	0-1	
				711	23130	21.60	23	0-1	
			50RB	704	23060	21.86	23	0-1	
				707.5	23095	21.70	23	0-1	
				711	23130	21.64	23	0-1	
		16-QAM	1 RB	0	704	23060	21.82	23	0-1
					707.5	23095	21.81	23	0-1
					711	23130	21.42	23	0-1
				25	704	23060	21.62	23	0-1
					707.5	23095	21.81	23	0-1
					711	23130	21.97	23	0-1
	49			704	23060	21.99	23	0-1	
				707.5	23095	21.74	23	0-1	
				711	23130	21.32	23	0-1	
	25 RB		0	704	23060	20.93	22	0-2	
				707.5	23095	20.76	22	0-2	
				711	23130	20.58	22	0-2	
			12	704	23060	20.93	22	0-2	
				707.5	23095	20.80	22	0-2	
				711	23130	20.78	22	0-2	
			25	704	23060	20.80	22	0-2	
				707.5	23095	20.68	22	0-2	
				711	23130	20.63	22	0-2	
			50RB	704	23060	20.92	22	0-2	
				707.5	23095	20.75	22	0-2	
				711	23130	20.73	22	0-2	

Unless otherwise stated the results shown in this test report refer only to the sample(s) tested and such sample(s) are retained for 90 days only.

除非另有說明，此報告結果僅對測試之樣品負責，同時此樣品僅保留90天。本報告未經本公司書面許可，不可部份複製。

This document is issued by the Company subject to its General Conditions of Service printed overleaf, available on request or accessible at www.sgs.com/terms_and_conditions.htm and for electronic format documents, subject to Terms and Conditions for Electronic Documents at www.sgs.com/terms_e-document.htm. Attention is drawn to the limitation of liability, indemnification and jurisdiction issues defined therein. Any holder of this document is advised that information contained hereon reflects the Company's findings at the time of its intervention only and within the limits of Client's instructions, if any. The Company's sole responsibility is to its Client and this document does not exonerate parties to a transaction from exercising all their rights and obligations under the transaction documents. This document cannot be reproduced except in full, without prior written approval of the Company. Any unauthorized alteration, forgery or falsification of the content or appearance of this document is unlawful and offenders may be prosecuted to the fullest extent of the law.

FDD Band 12									
BW(Mhz)	Modulation	RB Size	RB Offset	Frequency (MHz)	Channel	Conducted power (dBm)	Target Power + Max. Tolerance (dBm)	MPR Allowed per 3GPP(dB)	
5	QPSK	1 RB	0	701.5	23035	22.56	24	0	
				707.5	23095	22.67	24	0	
				713.5	23155	22.48	24	0	
			12	701.5	23035	22.57	24	0	
				707.5	23095	22.53	24	0	
				713.5	23155	22.45	24	0	
		24	701.5	23035	22.63	24	0		
			707.5	23095	22.47	24	0		
			713.5	23155	22.49	24	0		
		12 RB	0	701.5	23035	21.51	23	0-1	
				707.5	23095	21.63	23	0-1	
				713.5	23155	21.40	23	0-1	
			6	701.5	23035	21.67	23	0-1	
				707.5	23095	21.58	23	0-1	
				713.5	23155	21.43	23	0-1	
			13	701.5	23035	21.66	23	0-1	
				707.5	23095	21.63	23	0-1	
				713.5	23155	21.48	23	0-1	
			25RB	701.5	23035	21.65	23	0-1	
				707.5	23095	21.61	23	0-1	
				713.5	23155	21.54	23	0-1	
		16-QAM	1 RB	0	701.5	23035	21.77	23	0-1
					707.5	23095	21.68	23	0-1
					713.5	23155	21.87	23	0-1
	12			701.5	23035	21.86	23	0-1	
				707.5	23095	21.74	23	0-1	
				713.5	23155	21.56	23	0-1	
	24			701.5	23035	21.93	23	0-1	
				707.5	23095	21.80	23	0-1	
				713.5	23155	21.80	23	0-1	
	12 RB			0	701.5	23035	20.66	22	0-2
					707.5	23095	20.62	22	0-2
					713.5	23155	20.47	22	0-2
			6	701.5	23035	20.71	22	0-2	
				707.5	23095	20.70	22	0-2	
				713.5	23155	20.49	22	0-2	
			13	701.5	23035	20.70	22	0-2	
				707.5	23095	20.63	22	0-2	
				713.5	23155	20.69	22	0-2	
			25RB	701.5	23035	20.69	22	0-2	
				707.5	23095	20.71	22	0-2	
				713.5	23155	20.51	22	0-2	

Unless otherwise stated the results shown in this test report refer only to the sample(s) tested and such sample(s) are retained for 90 days only.

除非另有說明，此報告結果僅對測試之樣品負責，同時此樣品僅保留90天。本報告未經本公司書面許可，不可部份複製。

This document is issued by the Company subject to its General Conditions of Service printed overleaf, available on request or accessible at www.sgs.com/terms_and_conditions.htm and for electronic format documents, subject to Terms and Conditions for Electronic Documents at www.sgs.com/terms_e-document.htm. Attention is drawn to the limitation of liability, indemnification and jurisdiction issues defined therein. Any holder of this document is advised that information contained hereon reflects the Company's findings at the time of its intervention only and within the limits of Client's instructions, if any. The Company's sole responsibility is to its Client and this document does not exonerate parties to a transaction from exercising all their rights and obligations under the transaction documents. This document cannot be reproduced except in full, without prior written approval of the Company. Any unauthorized alteration, forgery or falsification of the content or appearance of this document is unlawful and offenders may be prosecuted to the fullest extent of the law.

FDD Band 12									
BW(MHz)	Modulation	RB Size	RB Offset	Frequency (MHz)	Channel	Conducted power (dBm)	Target Power + Max. Tolerance (dBm)	MPR Allowed per 3GPP(dB)	
3	QPSK	1 RB	0	700.5	23025	22.50	24	0	
				707.5	23095	22.42	24	0	
				714.5	23165	22.36	24	0	
			7	700.5	23025	22.60	24	0	
				707.5	23095	22.50	24	0	
				714.5	23165	22.50	24	0	
		14	700.5	23025	22.66	24	0		
			707.5	23095	22.55	24	0		
			714.5	23165	22.50	24	0		
		8 RB	0	700.5	23025	21.56	23	0-1	
				707.5	23095	21.59	23	0-1	
				714.5	23165	21.45	23	0-1	
			4	700.5	23025	21.55	23	0-1	
				707.5	23095	21.59	23	0-1	
				714.5	23165	21.73	23	0-1	
			7	700.5	23025	21.60	23	0-1	
				707.5	23095	21.56	23	0-1	
				714.5	23165	21.63	23	0-1	
			15RB	700.5	23025	21.61	23	0-1	
				707.5	23095	21.56	23	0-1	
				714.5	23165	21.43	23	0-1	
		16-QAM	1 RB	0	700.5	23025	21.92	23	0-1
					707.5	23095	21.81	23	0-1
					714.5	23165	21.66	23	0-1
	7			700.5	23025	21.71	23	0-1	
				707.5	23095	21.68	23	0-1	
				714.5	23165	21.81	23	0-1	
	14			700.5	23025	21.88	23	0-1	
				707.5	23095	21.81	23	0-1	
				714.5	23165	21.65	23	0-1	
	8 RB			0	700.5	23025	20.51	22	0-2
					707.5	23095	20.52	22	0-2
					714.5	23165	20.62	22	0-2
			4	700.5	23025	20.56	22	0-2	
				707.5	23095	20.62	22	0-2	
				714.5	23165	20.61	22	0-2	
			7	700.5	23025	20.63	22	0-2	
				707.5	23095	20.64	22	0-2	
				714.5	23165	20.62	22	0-2	
	15RB		700.5	23025	20.31	22	0-2		
			707.5	23095	20.65	22	0-2		
			714.5	23165	20.75	22	0-2		

Unless otherwise stated the results shown in this test report refer only to the sample(s) tested and such sample(s) are retained for 90 days only.

除非另有說明，此報告結果僅對測試之樣品負責，同時此樣品僅保留90天。本報告未經本公司書面許可，不可部份複製。

This document is issued by the Company subject to its General Conditions of Service printed overleaf, available on request or accessible at www.sgs.com/terms_and_conditions.htm and for electronic format documents, subject to Terms and Conditions for Electronic Documents at www.sgs.com/terms_e-document.htm. Attention is drawn to the limitation of liability, indemnification and jurisdiction issues defined therein. Any holder of this document is advised that information contained hereon reflects the Company's findings at the time of its intervention only and within the limits of Client's instructions, if any. The Company's sole responsibility is to its Client and this document does not exonerate parties to a transaction from exercising all their rights and obligations under the transaction documents. This document cannot be reproduced except in full, without prior written approval of the Company. Any unauthorized alteration, forgery or falsification of the content or appearance of this document is unlawful and offenders may be prosecuted to the fullest extent of the law.

FDD Band 12									
BW(MHz)	Modulation	RB Size	RB Offset	Frequency (MHz)	Channel	Conducted power (dBm)	Target Power + Max. Tolerance (dBm)	MPR Allowed per 3GPP(dB)	
1.4	QPSK	1 RB	0	699.7	23017	22.55	24	0	
				707.5	23095	22.48	24	0	
				715.3	23173	22.46	24	0	
			2	699.7	23017	22.53	24	0	
				707.5	23095	22.56	24	0	
				715.3	23173	22.43	24	0	
			5	699.7	23017	22.61	24	0	
				707.5	23095	22.62	24	0	
				715.3	23173	22.66	24	0	
		3 RB	0	699.7	23017	22.64	24	0	
				707.5	23095	22.50	24	0	
				715.3	23173	22.48	24	0	
			2	699.7	23017	22.46	24	0	
				707.5	23095	22.50	24	0	
				715.3	23173	22.36	24	0	
			3	699.7	23017	22.56	24	0	
				707.5	23095	22.56	24	0	
				715.3	23173	22.37	24	0	
		6RB	699.7	23017	21.59	23	0-1		
			707.5	23095	21.60	23	0-1		
			715.3	23173	21.43	23	0-1		
		16-QAM	1 RB	0	699.7	23017	21.93	23	0-1
					707.5	23095	21.82	23	0-1
					715.3	23173	21.31	23	0-1
				2	699.7	23017	21.64	23	0-1
					707.5	23095	21.24	23	0-1
					715.3	23173	21.77	23	0-1
	5			699.7	23017	21.91	23	0-1	
				707.5	23095	21.61	23	0-1	
				715.3	23173	21.93	23	0-1	
	3 RB		0	699.7	23017	21.54	23	0-1	
				707.5	23095	21.57	23	0-1	
				715.3	23173	21.64	23	0-1	
			2	699.7	23017	21.54	23	0-1	
				707.5	23095	21.49	23	0-1	
				715.3	23173	21.68	23	0-1	
			3	699.7	23017	21.71	23	0-1	
				707.5	23095	21.60	23	0-1	
				715.3	23173	21.56	23	0-1	
	6RB		699.7	23017	20.64	22	0-2		
			707.5	23095	20.69	22	0-2		
			715.3	23173	20.66	22	0-2		

Unless otherwise stated the results shown in this test report refer only to the sample(s) tested and such sample(s) are retained for 90 days only.

除非另有說明，此報告結果僅對測試之樣品負責，同時此樣品僅保留90天。本報告未經本公司書面許可，不可部份複製。

This document is issued by the Company subject to its General Conditions of Service printed overleaf, available on request or accessible at www.sgs.com/terms_and_conditions.htm and for electronic format documents, subject to Terms and Conditions for Electronic Documents at www.sgs.com/terms_e-document.htm. Attention is drawn to the limitation of liability, indemnification and jurisdiction issues defined therein. Any holder of this document is advised that information contained hereon reflects the Company's findings at the time of its intervention only and within the limits of Client's instructions, if any. The Company's sole responsibility is to its Client and this document does not exonerate parties to a transaction from exercising all their rights and obligations under the transaction documents. This document cannot be reproduced except in full, without prior written approval of the Company. Any unauthorized alteration, forgery or falsification of the content or appearance of this document is unlawful and offenders may be prosecuted to the fullest extent of the law.

FDD Band 13									
BW(Mhz)	Modulation	RB Size	RB Offset	Frequency (MHz)	Channel	Conducted power (dBm)	Target Power + Max. Tolerance (dBm)	MPR Allowed per 3GPP(dB)	
10	QPSK	1 RB	0	782	23230	22.69	24	0	
			25	782	23230	22.85	24	0	
			49	782	23230	22.66	24	0	
		25 RB	0	782	23230	22.00	23	0-1	
			12	782	23230	21.80	23	0-1	
			25	782	23230	21.68	23	0-1	
	50RB			782	23230	21.81	23	0-1	
	16-QAM	1 RB	0	782	23230	21.82	23	0-1	
			25	782	23230	21.77	23	0-1	
			49	782	23230	21.99	23	0-1	
		25 RB	0	782	23230	20.87	22	0-2	
			12	782	23230	20.71	22	0-2	
			25	782	23230	20.69	22	0-2	
		50RB			782	23230	20.79	22	0-2

Unless otherwise stated the results shown in this test report refer only to the sample(s) tested and such sample(s) are retained for 90 days only.

除非另有說明，此報告結果僅對測試之樣品負責，同時此樣品僅保留90天。本報告未經本公司書面許可，不可部份複製。

This document is issued by the Company subject to its General Conditions of Service printed overleaf, available on request or accessible at www.sgs.com/terms_and_conditions.htm and for electronic format documents, subject to Terms and Conditions for Electronic Documents at www.sgs.com/terms_e-document.htm. Attention is drawn to the limitation of liability, indemnification and jurisdiction issues defined therein. Any holder of this document is advised that information contained hereon reflects the Company's findings at the time of its intervention only and within the limits of Client's instructions, if any. The Company's sole responsibility is to its Client and this document does not exonerate parties to a transaction from exercising all their rights and obligations under the transaction documents. This document cannot be reproduced except in full, without prior written approval of the Company. Any unauthorized alteration, forgery or falsification of the content or appearance of this document is unlawful and offenders may be prosecuted to the fullest extent of the law.

FDD Band 13									
BW(Mhz)	Modulation	RB Size	RB Offset	Frequency (MHz)	Channel	Conducted power (dBm)	Target Power + Max. Tolerance (dBm)	MPR Allowed per 3GPP(dB)	
5	QPSK	1 RB	0	779.5	23205	22.56	24	0	
				782	23230	22.76	24	0	
				784.5	23255	22.67	24	0	
			12	779.5	23205	22.84	24	0	
				782	23230	22.61	24	0	
				784.5	23255	22.66	24	0	
			24	779.5	23205	22.61	24	0	
				782	23230	22.62	24	0	
				784.5	23255	22.78	24	0	
		12 RB	0	779.5	23205	21.85	23	0-1	
				782	23230	21.74	23	0-1	
				784.5	23255	21.67	23	0-1	
			6	779.5	23205	21.73	23	0-1	
				782	23230	21.63	23	0-1	
				784.5	23255	21.59	23	0-1	
			13	779.5	23205	21.77	23	0-1	
				782	23230	21.69	23	0-1	
				784.5	23255	21.73	23	0-1	
		25RB	779.5	23205	21.81	23	0-1		
			782	23230	21.61	23	0-1		
			784.5	23255	21.72	23	0-1		
		16-QAM	1 RB	0	779.5	23205	21.84	23	0-1
					782	23230	21.72	23	0-1
					784.5	23255	21.56	23	0-1
				12	779.5	23205	21.76	23	0-1
					782	23230	21.82	23	0-1
					784.5	23255	21.93	23	0-1
	24			779.5	23205	21.95	23	0-1	
				782	23230	21.77	23	0-1	
				784.5	23255	21.90	23	0-1	
	12 RB		0	779.5	23205	20.92	22	0-2	
				782	23230	20.77	22	0-2	
				784.5	23255	20.66	22	0-2	
			6	779.5	23205	20.92	22	0-2	
				782	23230	20.65	22	0-2	
				784.5	23255	20.56	22	0-2	
			13	779.5	23205	20.83	22	0-2	
				782	23230	20.69	22	0-2	
				784.5	23255	20.74	22	0-2	
	25RB		779.5	23205	20.80	22	0-2		
			782	23230	20.59	22	0-2		
			784.5	23255	20.75	22	0-2		

Unless otherwise stated the results shown in this test report refer only to the sample(s) tested and such sample(s) are retained for 90 days only.

除非另有說明，此報告結果僅對測試之樣品負責，同時此樣品僅保留90天。本報告未經本公司書面許可，不可部份複製。

This document is issued by the Company subject to its General Conditions of Service printed overleaf, available on request or accessible at www.sgs.com/terms_and_conditions.htm and for electronic format documents, subject to Terms and Conditions for Electronic Documents at www.sgs.com/terms_e-document.htm. Attention is drawn to the limitation of liability, indemnification and jurisdiction issues defined therein. Any holder of this document is advised that information contained hereon reflects the Company's findings at the time of its intervention only and within the limits of Client's instructions, if any. The Company's sole responsibility is to its Client and this document does not exonerate parties to a transaction from exercising all their rights and obligations under the transaction documents. This document cannot be reproduced except in full, without prior written approval of the Company. Any unauthorized alteration, forgery or falsification of the content or appearance of this document is unlawful and offenders may be prosecuted to the fullest extent of the law.

FDD Band 17									
BW(MHz)	Modulation	RB Size	RB Offset	Frequency (MHz)	Channel	Conducted power (dBm)	Target Power + Max. Tolerance (dBm)	MPR Allowed per 3GPP(dB)	
10	QPSK	1 RB	0	709	23780	22.74	24	0	
				710	23790	22.58	24	0	
				711	23800	22.57	24	0	
			25	709	23780	22.51	24	0	
				710	23790	22.55	24	0	
				711	23800	22.56	24	0	
		49	709	23780	22.54	24	0		
			710	23790	22.64	24	0		
			711	23800	22.62	24	0		
		25 RB	0	709	23780	21.68	23	0-1	
				710	23790	21.74	23	0-1	
				711	23800	21.75	23	0-1	
			12	709	23780	21.86	23	0-1	
				710	23790	21.76	23	0-1	
				711	23800	21.72	23	0-1	
			25	709	23780	21.75	23	0-1	
				710	23790	21.63	23	0-1	
				711	23800	21.55	23	0-1	
			50RB	709	23780	21.81	23	0-1	
				710	23790	21.67	23	0-1	
				711	23800	21.71	23	0-1	
		16-QAM	1 RB	0	709	23780	21.75	23	0-1
					710	23790	21.96	23	0-1
					711	23800	21.88	23	0-1
	25			709	23780	21.88	23	0-1	
				710	23790	21.90	23	0-1	
				711	23800	21.87	23	0-1	
	49			709	23780	21.90	23	0-1	
				710	23790	21.72	23	0-1	
				711	23800	21.80	23	0-1	
	25 RB			0	709	23780	20.81	22	0-2
					710	23790	20.70	22	0-2
					711	23800	20.71	22	0-2
			12	709	23780	20.77	22	0-2	
				710	23790	20.90	22	0-2	
				711	23800	20.69	22	0-2	
			25	709	23780	20.79	22	0-2	
				710	23790	20.65	22	0-2	
				711	23800	20.64	22	0-2	
			50RB	709	23780	20.86	22	0-2	
				710	23790	20.63	22	0-2	
				711	23800	20.82	22	0-2	

Unless otherwise stated the results shown in this test report refer only to the sample(s) tested and such sample(s) are retained for 90 days only.

除非另有說明，此報告結果僅對測試之樣品負責，同時此樣品僅保留90天。本報告未經本公司書面許可，不可部份複製。

This document is issued by the Company subject to its General Conditions of Service printed overleaf, available on request or accessible at www.sgs.com/terms_and_conditions.htm and for electronic format documents, subject to Terms and Conditions for Electronic Documents at www.sgs.com/terms_e-document.htm. Attention is drawn to the limitation of liability, indemnification and jurisdiction issues defined therein. Any holder of this document is advised that information contained hereon reflects the Company's findings at the time of its intervention only and within the limits of Client's instructions, if any. The Company's sole responsibility is to its Client and this document does not exonerate parties to a transaction from exercising all their rights and obligations under the transaction documents. This document cannot be reproduced except in full, without prior written approval of the Company. Any unauthorized alteration, forgery or falsification of the content or appearance of this document is unlawful and offenders may be prosecuted to the fullest extent of the law.

FDD Band 17									
BW(Mhz)	Modulation	RB Size	RB Offset	Frequency (MHz)	Channel	Conducted power (dBm)	Target Power + Max. Tolerance (dBm)	MPR Allowed per 3GPP(dB)	
5	QPSK	1 RB	0	706.5	23755	22.71	24	0	
				710	23790	22.55	24	0	
				713.5	23825	22.48	24	0	
			12	706.5	23755	22.57	24	0	
				710	23790	22.51	24	0	
				713.5	23825	22.42	24	0	
			24	706.5	23755	22.61	24	0	
				710	23790	22.49	24	0	
				713.5	23825	22.73	24	0	
		12 RB	0	706.5	23755	21.62	23	0-1	
				710	23790	21.66	23	0-1	
				713.5	23825	21.47	23	0-1	
			6	706.5	23755	21.59	23	0-1	
				710	23790	21.65	23	0-1	
				713.5	23825	21.38	23	0-1	
			13	706.5	23755	21.64	23	0-1	
				710	23790	21.67	23	0-1	
				713.5	23825	21.55	23	0-1	
		25RB	706.5	23755	21.60	23	0-1		
			710	23790	21.63	23	0-1		
			713.5	23825	21.56	23	0-1		
		16-QAM	1 RB	0	706.5	23755	21.86	23	0-1
					710	23790	21.37	23	0-1
					713.5	23825	21.79	23	0-1
				12	706.5	23755	21.79	23	0-1
					710	23790	21.73	23	0-1
					713.5	23825	21.76	23	0-1
	24			706.5	23755	21.84	23	0-1	
				710	23790	21.74	23	0-1	
				713.5	23825	21.83	23	0-1	
	12 RB		0	706.5	23755	20.62	22	0-2	
				710	23790	20.75	22	0-2	
				713.5	23825	20.50	22	0-2	
			6	706.5	23755	20.63	22	0-2	
				710	23790	20.55	22	0-2	
				713.5	23825	20.68	22	0-2	
			13	706.5	23755	20.66	22	0-2	
				710	23790	20.80	22	0-2	
				713.5	23825	20.41	22	0-2	
	25RB		706.5	23755	20.64	22	0-2		
			710	23790	20.56	22	0-2		
			713.5	23825	20.50	22	0-2		

Unless otherwise stated the results shown in this test report refer only to the sample(s) tested and such sample(s) are retained for 90 days only.

除非另有說明，此報告結果僅對測試之樣品負責，同時此樣品僅保留90天。本報告未經本公司書面許可，不可部份複製。

This document is issued by the Company subject to its General Conditions of Service printed overleaf, available on request or accessible at www.sgs.com/terms_and_conditions.htm and for electronic format documents, subject to Terms and Conditions for Electronic Documents at www.sgs.com/terms_e-document.htm. Attention is drawn to the limitation of liability, indemnification and jurisdiction issues defined therein. Any holder of this document is advised that information contained hereon reflects the Company's findings at the time of its intervention only and within the limits of Client's instructions, if any. The Company's sole responsibility is to its Client and this document does not exonerate parties to a transaction from exercising all their rights and obligations under the transaction documents. This document cannot be reproduced except in full, without prior written approval of the Company. Any unauthorized alteration, forgery or falsification of the content or appearance of this document is unlawful and offenders may be prosecuted to the fullest extent of the law.

FDD Band 26									
BW(Mhz)	Modulation	RB Size	RB Offset	Frequency (MHz)	Channel	Conducted power (dBm)	Target Power + Max. Tolerance (dBm)	MPR Allowed per 3GPP(dB)	
15	QPSK	1 RB	0	822.5	26825	22.26	24	0	
				831.5	26865	22.64	24	0	
				841.5	26965	22.37	24	0	
			36	822.5	26825	22.26	24	0	
				831.5	26865	22.36	24	0	
				841.5	26965	22.42	24	0	
		74	822.5	26825	22.29	24	0		
			831.5	26865	22.32	24	0		
			841.5	26965	22.47	24	0		
		36 RB	0	822.5	26825	21.27	23	0-1	
				831.5	26865	21.37	23	0-1	
				841.5	26965	21.34	23	0-1	
			18	822.5	26825	21.35	23	0-1	
				831.5	26865	21.48	23	0-1	
				841.5	26965	21.48	23	0-1	
			37	822.5	26825	21.34	23	0-1	
				831.5	26865	21.45	23	0-1	
				841.5	26965	21.57	23	0-1	
			75RB	822.5	26825	21.37	23	0-1	
				831.5	26865	21.52	23	0-1	
				841.5	26965	21.55	23	0-1	
		16-QAM	1 RB	0	822.5	26825	21.78	23	0-1
					831.5	26865	21.78	23	0-1
					841.5	26965	21.62	23	0-1
	36			822.5	26825	21.34	23	0-1	
				831.5	26865	21.72	23	0-1	
				841.5	26965	21.83	23	0-1	
	74			822.5	26825	21.54	23	0-1	
				831.5	26865	21.61	23	0-1	
				841.5	26965	21.95	23	0-1	
	36 RB			0	822.5	26825	20.32	22	0-2
					831.5	26865	20.42	22	0-2
					841.5	26965	20.40	22	0-2
			18	822.5	26825	20.37	22	0-2	
				831.5	26865	20.57	22	0-2	
				841.5	26965	20.53	22	0-2	
			37	822.5	26825	20.30	22	0-2	
				831.5	26865	20.43	22	0-2	
				841.5	26965	20.59	22	0-2	
	75RB		822.5	26825	20.52	22	0-2		
			831.5	26865	20.67	22	0-2		
			841.5	26965	20.61	22	0-2		

Unless otherwise stated the results shown in this test report refer only to the sample(s) tested and such sample(s) are retained for 90 days only.

除非另有說明，此報告結果僅對測試之樣品負責，同時此樣品僅保留90天。本報告未經本公司書面許可，不可部份複製。

This document is issued by the Company subject to its General Conditions of Service printed overleaf, available on request or accessible at www.sgs.com/terms_and_conditions.htm and for electronic format documents, subject to Terms and Conditions for Electronic Documents at www.sgs.com/terms_e-document.htm. Attention is drawn to the limitation of liability, indemnification and jurisdiction issues defined therein. Any holder of this document is advised that information contained hereon reflects the Company's findings at the time of its intervention only and within the limits of Client's instructions, if any. The Company's sole responsibility is to its Client and this document does not exonerate parties to a transaction from exercising all their rights and obligations under the transaction documents. This document cannot be reproduced except in full, without prior written approval of the Company. Any unauthorized alteration, forgery or falsification of the content or appearance of this document is unlawful and offenders may be prosecuted to the fullest extent of the law.

FDD Band 26									
BW(Mhz)	Modulation	RB Size	RB Offset	Frequency (MHz)	Channel	Conducted power (dBm)	Target Power + Max. Tolerance (dBm)	MPR Allowed per 3GPP(dB)	
10	QPSK	1 RB	0	820	26800	22.29	24	0	
				831.5	26865	22.31	24	0	
				844	26990	22.38	24	0	
			25	820	26800	22.24	24	0	
				831.5	26865	22.27	24	0	
				844	26990	22.27	24	0	
		49	820	26800	22.38	24	0		
			831.5	26865	22.30	24	0		
			844	26990	22.53	24	0		
		25 RB	0	820	26800	21.27	23	0-1	
				831.5	26865	21.40	23	0-1	
				844	26990	21.53	23	0-1	
			12	820	26800	21.26	23	0-1	
				831.5	26865	21.35	23	0-1	
				844	26990	21.43	23	0-1	
		25	820	26800	21.38	23	0-1		
			831.5	26865	21.36	23	0-1		
			844	26990	21.59	23	0-1		
		50RB	820	26800	21.35	23	0-1		
			831.5	26865	21.46	23	0-1		
			844	26990	21.46	23	0-1		
		16-QAM	1 RB	0	820	26800	21.62	23	0-1
					831.5	26865	21.39	23	0-1
					844	26990	21.80	23	0-1
	25			820	26800	21.56	23	0-1	
				831.5	26865	21.52	23	0-1	
				844	26990	21.93	23	0-1	
	49			820	26800	21.66	23	0-1	
				831.5	26865	21.59	23	0-1	
				844	26990	21.59	23	0-1	
	25 RB			0	820	26800	20.39	22	0-2
					831.5	26865	20.45	22	0-2
					844	26990	20.58	22	0-2
			12	820	26800	20.31	22	0-2	
				831.5	26865	20.40	22	0-2	
				844	26990	20.57	22	0-2	
	25		820	26800	20.47	22	0-2		
			831.5	26865	20.57	22	0-2		
			844	26990	20.60	22	0-2		
	50RB		820	26800	20.49	22	0-2		
			831.5	26865	20.51	22	0-2		
			844	26990	20.54	22	0-2		

Unless otherwise stated the results shown in this test report refer only to the sample(s) tested and such sample(s) are retained for 90 days only.

除非另有說明，此報告結果僅對測試之樣品負責，同時此樣品僅保留90天。本報告未經本公司書面許可，不可部份複製。

This document is issued by the Company subject to its General Conditions of Service printed overleaf, available on request or accessible at www.sgs.com/terms_and_conditions.htm and for electronic format documents, subject to Terms and Conditions for Electronic Documents at www.sgs.com/terms_e-document.htm. Attention is drawn to the limitation of liability, indemnification and jurisdiction issues defined therein. Any holder of this document is advised that information contained hereon reflects the Company's findings at the time of its intervention only and within the limits of Client's instructions, if any. The Company's sole responsibility is to its Client and this document does not exonerate parties to a transaction from exercising all their rights and obligations under the transaction documents. This document cannot be reproduced except in full, without prior written approval of the Company. Any unauthorized alteration, forgery or falsification of the content or appearance of this document is unlawful and offenders may be prosecuted to the fullest extent of the law.

FDD Band 26									
BW(Mhz)	Modulation	RB Size	RB Offset	Frequency (MHz)	Channel	Conducted power (dBm)	Target Power + Max. Tolerance (dBm)	MPR Allowed per 3GPP(dB)	
5	QPSK	1 RB	0	816.5	26715	22.02	24	0	
				831.5	26865	22.22	24	0	
				846.5	27015	22.38	24	0	
			12	816.5	26715	22.19	24	0	
				831.5	26865	22.29	24	0	
				846.5	27015	22.47	24	0	
		24	816.5	26715	22.26	24	0		
			831.5	26865	22.29	24	0		
			846.5	27015	22.58	24	0		
		12 RB	0	816.5	26715	21.18	23	0-1	
				831.5	26865	21.24	23	0-1	
				846.5	27015	21.43	23	0-1	
			6	816.5	26715	21.23	23	0-1	
				831.5	26865	21.38	23	0-1	
				846.5	27015	21.44	23	0-1	
		13	816.5	26715	21.30	23	0-1		
			831.5	26865	21.30	23	0-1		
			846.5	27015	21.40	23	0-1		
		25RB	816.5	26715	21.19	23	0-1		
			831.5	26865	21.38	23	0-1		
			846.5	27015	21.41	23	0-1		
		16-QAM	1 RB	0	816.5	26715	21.39	23	0-1
					831.5	26865	21.83	23	0-1
					846.5	27015	21.61	23	0-1
	12			816.5	26715	21.81	23	0-1	
				831.5	26865	21.55	23	0-1	
				846.5	27015	21.59	23	0-1	
	24		816.5	26715	21.54	23	0-1		
			831.5	26865	21.42	23	0-1		
			846.5	27015	21.63	23	0-1		
	12 RB		0	816.5	26715	20.09	22	0-2	
				831.5	26865	20.09	22	0-2	
				846.5	27015	20.50	22	0-2	
			6	816.5	26715	20.20	22	0-2	
				831.5	26865	20.29	22	0-2	
				846.5	27015	20.42	22	0-2	
	13		816.5	26715	20.27	22	0-2		
			831.5	26865	20.39	22	0-2		
			846.5	27015	20.57	22	0-2		
	25RB		816.5	26715	20.30	22	0-2		
			831.5	26865	20.39	22	0-2		
			846.5	27015	20.57	22	0-2		

Unless otherwise stated the results shown in this test report refer only to the sample(s) tested and such sample(s) are retained for 90 days only.

除非另有說明，此報告結果僅對測試之樣品負責，同時此樣品僅保留90天。本報告未經本公司書面許可，不可部份複製。

This document is issued by the Company subject to its General Conditions of Service printed overleaf, available on request or accessible at www.sgs.com/terms_and_conditions.htm and for electronic format documents, subject to Terms and Conditions for Electronic Documents at www.sgs.com/terms_e-document.htm. Attention is drawn to the limitation of liability, indemnification and jurisdiction issues defined therein. Any holder of this document is advised that information contained hereon reflects the Company's findings at the time of its intervention only and within the limits of Client's instructions, if any. The Company's sole responsibility is to its Client and this document does not exonerate parties to a transaction from exercising all their rights and obligations under the transaction documents. This document cannot be reproduced except in full, without prior written approval of the Company. Any unauthorized alteration, forgery or falsification of the content or appearance of this document is unlawful and offenders may be prosecuted to the fullest extent of the law.

FDD Band 26									
BW(Mhz)	Modulation	RB Size	RB Offset	Frequency (MHz)	Channel	Conducted power (dBm)	Target Power + Max. Tolerance (dBm)	MPR Allowed per 3GPP(dB)	
3	QPSK	1 RB	0	815.5	26705	22.04	24	0	
				831.5	26865	22.31	24	0	
				847.5	27025	22.42	24	0	
			7	815.5	26705	22.15	24	0	
				831.5	26865	22.38	24	0	
				847.5	27025	22.51	24	0	
		14	815.5	26705	22.21	24	0		
			831.5	26865	22.28	24	0		
			847.5	27025	22.56	24	0		
		8 RB	0	815.5	26705	21.17	23	0-1	
				831.5	26865	21.22	23	0-1	
				847.5	27025	21.49	23	0-1	
			4	815.5	26705	21.21	23	0-1	
				831.5	26865	21.39	23	0-1	
				847.5	27025	21.51	23	0-1	
		7	815.5	26705	21.26	23	0-1		
			831.5	26865	21.35	23	0-1		
			847.5	27025	21.67	23	0-1		
		15RB	815.5	26705	21.12	23	0-1		
			831.5	26865	21.31	23	0-1		
			847.5	27025	21.48	23	0-1		
		16-QAM	1 RB	0	815.5	26705	21.30	23	0-1
					831.5	26865	21.58	23	0-1
					847.5	27025	21.75	23	0-1
	7			815.5	26705	21.13	23	0-1	
				831.5	26865	21.43	23	0-1	
				847.5	27025	21.99	23	0-1	
	14		815.5	26705	21.14	23	0-1		
			831.5	26865	21.16	23	0-1		
			847.5	27025	21.40	23	0-1		
	8 RB		0	815.5	26705	20.10	22	0-2	
				831.5	26865	20.23	22	0-2	
				847.5	27025	20.53	22	0-2	
			4	815.5	26705	20.11	22	0-2	
				831.5	26865	20.53	22	0-2	
				847.5	27025	20.51	22	0-2	
	7		815.5	26705	20.31	22	0-2		
			831.5	26865	20.51	22	0-2		
			847.5	27025	20.48	22	0-2		
	15RB		815.5	26705	20.17	22	0-2		
			831.5	26865	20.31	22	0-2		
			847.5	27025	20.49	22	0-2		

Unless otherwise stated the results shown in this test report refer only to the sample(s) tested and such sample(s) are retained for 90 days only.

除非另有說明，此報告結果僅對測試之樣品負責，同時此樣品僅保留90天。本報告未經本公司書面許可，不可部份複製。

This document is issued by the Company subject to its General Conditions of Service printed overleaf, available on request or accessible at www.sgs.com/terms_and_conditions.htm and for electronic format documents, subject to Terms and Conditions for Electronic Documents at www.sgs.com/terms_e-document.htm. Attention is drawn to the limitation of liability, indemnification and jurisdiction issues defined therein. Any holder of this document is advised that information contained hereon reflects the Company's findings at the time of its intervention only and within the limits of Client's instructions, if any. The Company's sole responsibility is to its Client and this document does not exonerate parties to a transaction from exercising all their rights and obligations under the transaction documents. This document cannot be reproduced except in full, without prior written approval of the Company. Any unauthorized alteration, forgery or falsification of the content or appearance of this document is unlawful and offenders may be prosecuted to the fullest extent of the law.

FDD Band 26									
BW(Mhz)	Modulation	RB Size	RB Offset	Frequency (MHz)	Channel	Conducted power (dBm)	Target Power + Max. Tolerance (dBm)	MPR Allowed per 3GPP(dB)	
1.4	QPSK	1 RB	0	814.7	26697	22.18	24	0	
				831.5	26865	22.29	24	0	
				848.3	27033	22.58	24	0	
			2	814.7	26697	22.08	24	0	
				831.5	26865	22.30	24	0	
				848.3	27033	22.55	24	0	
		5	814.7	26697	22.07	24	0		
			831.5	26865	22.31	24	0		
			848.3	27033	22.60	24	0		
		3 RB	0	814.7	26697	22.12	24	0	
				831.5	26865	22.29	24	0	
				848.3	27033	22.57	24	0	
			2	814.7	26697	22.11	24	0	
				831.5	26865	22.27	24	0	
				848.3	27033	22.47	24	0	
			3	814.7	26697	22.04	24	0	
				831.5	26865	22.29	24	0	
				848.3	27033	22.57	24	0	
		6RB	814.7	26697	21.06	23	0-1		
			831.5	26865	21.24	23	0-1		
			848.3	27033	21.50	23	0-1		
		16-QAM	1 RB	0	814.7	26697	21.25	23	0-1
					831.5	26865	21.22	23	0-1
					848.3	27033	21.81	23	0-1
	2			814.7	26697	21.19	23	0-1	
				831.5	26865	21.42	23	0-1	
				848.3	27033	21.64	23	0-1	
	5			814.7	26697	21.36	23	0-1	
				831.5	26865	21.71	23	0-1	
				848.3	27033	21.79	23	0-1	
	3 RB			0	814.7	26697	21.08	23	0-1
					831.5	26865	21.53	23	0-1
					848.3	27033	21.65	23	0-1
			2	814.7	26697	21.36	23	0-1	
				831.5	26865	21.48	23	0-1	
				848.3	27033	21.74	23	0-1	
			3	814.7	26697	21.04	23	0-1	
				831.5	26865	21.48	23	0-1	
				848.3	27033	21.34	23	0-1	
	6RB		814.7	26697	20.16	22	0-2		
			831.5	26865	20.49	22	0-2		
			848.3	27033	20.54	22	0-2		

Unless otherwise stated the results shown in this test report refer only to the sample(s) tested and such sample(s) are retained for 90 days only.

除非另有說明，此報告結果僅對測試之樣品負責，同時此樣品僅保留90天。本報告未經本公司書面許可，不可部份複製。

This document is issued by the Company subject to its General Conditions of Service printed overleaf, available on request or accessible at www.sgs.com/terms_and_conditions.htm and for electronic format documents, subject to Terms and Conditions for Electronic Documents at www.sgs.com/terms_e-document.htm. Attention is drawn to the limitation of liability, indemnification and jurisdiction issues defined therein. Any holder of this document is advised that information contained hereon reflects the Company's findings at the time of its intervention only and within the limits of Client's instructions, if any. The Company's sole responsibility is to its Client and this document does not exonerate parties to a transaction from exercising all their rights and obligations under the transaction documents. This document cannot be reproduced except in full, without prior written approval of the Company. Any unauthorized alteration, forgery or falsification of the content or appearance of this document is unlawful and offenders may be prosecuted to the fullest extent of the law.

FDD Band 30								
BW(Mhz)	Modulation	RB Size	RB Offset	Frequency (MHz)	Channel	Conducted power (dBm)	Target Power + Max. Tolerance (dBm)	MPR Allowed per 3GPP(dB)
10	QPSK	1 RB	0	2310	27710	22.29	24	0
			25	2310	27710	22.19	24	0
			49	2310	27710	22.14	24	0
		25 RB	0	2310	27710	21.16	23	0-1
			12	2310	27710	21.22	23	0-1
			25	2310	27710	21.18	23	0-1
	50RB			2310	27710	21.33	23	0-1
	16-QAM	1 RB	0	2310	27710	21.60	23	0-1
			25	2310	27710	21.62	23	0-1
			49	2310	27710	21.50	23	0-1
		25 RB	0	2310	27710	20.19	22	0-2
			12	2310	27710	20.28	22	0-2
			25	2310	27710	20.22	22	0-2
	50RB			2310	27710	20.30	22	0-2

Unless otherwise stated the results shown in this test report refer only to the sample(s) tested and such sample(s) are retained for 90 days only.

除非另有說明，此報告結果僅對測試之樣品負責，同時此樣品僅保留90天。本報告未經本公司書面許可，不可部份複製。

This document is issued by the Company subject to its General Conditions of Service printed overleaf, available on request or accessible at www.sgs.com/terms_and_conditions.htm and for electronic format documents, subject to Terms and Conditions for Electronic Documents at www.sgs.com/terms_e-document.htm. Attention is drawn to the limitation of liability, indemnification and jurisdiction issues defined therein. Any holder of this document is advised that information contained hereon reflects the Company's findings at the time of its intervention only and within the limits of Client's instructions, if any. The Company's sole responsibility is to its Client and this document does not exonerate parties to a transaction from exercising all their rights and obligations under the transaction documents. This document cannot be reproduced except in full, without prior written approval of the Company. Any unauthorized alteration, forgery or falsification of the content or appearance of this document is unlawful and offenders may be prosecuted to the fullest extent of the law.

FDD Band 30									
BW(Mhz)	Modulation	RB Size	RB Offset	Frequency (MHz)	Channel	Conducted power (dBm)	Target Power + Max. Tolerance (dBm)	MPR Allowed per 3GPP(dB)	
5	QPSK	1 RB	0	2307.5	27685	22.00	24	0	
				2310	27710	22.18	24	0	
				2312.5	27735	22.06	24	0	
			12	2307.5	27685	22.17	24	0	
				2310	27710	22.07	24	0	
				2312.5	27735	22.01	24	0	
		24	2307.5	27685	22.09	24	0		
			2310	27710	22.02	24	0		
			2312.5	27735	22.19	24	0		
		12 RB	0	2307.5	27685	21.04	23	0-1	
				2310	27710	21.15	23	0-1	
				2312.5	27735	21.02	23	0-1	
			6	2307.5	27685	21.09	23	0-1	
				2310	27710	21.17	23	0-1	
				2312.5	27735	21.13	23	0-1	
			13	2307.5	27685	21.16	23	0-1	
				2310	27710	21.08	23	0-1	
				2312.5	27735	21.09	23	0-1	
			25RB	2307.5	27685	21.06	23	0-1	
				2310	27710	21.08	23	0-1	
				2312.5	27735	21.11	23	0-1	
		16-QAM	1 RB	0	2307.5	27685	21.35	23	0-1
					2310	27710	21.29	23	0-1
					2312.5	27735	21.42	23	0-1
	12			2307.5	27685	21.14	23	0-1	
				2310	27710	21.56	23	0-1	
				2312.5	27735	21.22	23	0-1	
	24			2307.5	27685	21.32	23	0-1	
				2310	27710	21.06	23	0-1	
				2312.5	27735	21.05	23	0-1	
	12 RB			0	2307.5	27685	20.20	22	0-2
					2310	27710	20.18	22	0-2
					2312.5	27735	20.06	22	0-2
			6	2307.5	27685	20.09	22	0-2	
				2310	27710	20.14	22	0-2	
				2312.5	27735	20.10	22	0-2	
			13	2307.5	27685	20.04	22	0-2	
				2310	27710	20.08	22	0-2	
				2312.5	27735	20.04	22	0-2	
			25RB	2307.5	27685	20.12	22	0-2	
				2310	27710	20.05	22	0-2	
				2312.5	27735	20.09	22	0-2	

Unless otherwise stated the results shown in this test report refer only to the sample(s) tested and such sample(s) are retained for 90 days only.

除非另有說明，此報告結果僅對測試之樣品負責，同時此樣品僅保留90天。本報告未經本公司書面許可，不可部份複製。

This document is issued by the Company subject to its General Conditions of Service printed overleaf, available on request or accessible at www.sgs.com/terms_and_conditions.htm and for electronic format documents, subject to Terms and Conditions for Electronic Documents at www.sgs.com/terms_e-document.htm. Attention is drawn to the limitation of liability, indemnification and jurisdiction issues defined therein. Any holder of this document is advised that information contained hereon reflects the Company's findings at the time of its intervention only and within the limits of Client's instructions, if any. The Company's sole responsibility is to its Client and this document does not exonerate parties to a transaction from exercising all their rights and obligations under the transaction documents. This document cannot be reproduced except in full, without prior written approval of the Company. Any unauthorized alteration, forgery or falsification of the content or appearance of this document is unlawful and offenders may be prosecuted to the fullest extent of the law.

FDD Band 66									
BW(Mhz)	Modulation	RB Size	RB Offset	Frequency (MHz)	Channel	Conducted power (dBm)	Target Power + Max. Tolerance (dBm)	MPR Allowed per 3GPP(dB)	
20	QPSK	1 RB	0	1720	132072	22.78	24	0	
				1745	132322	22.87	24	0	
				1770	132572	23.24	24	0	
			50	1720	132072	22.95	24	0	
				1745	132322	23.01	24	0	
				1770	132572	22.85	24	0	
			99	1720	132072	22.94	24	0	
				1745	132322	23.21	24	0	
				1770	132572	23.02	24	0	
		50 RB	0	1720	132072	21.83	23	0-1	
				1745	132322	21.93	23	0-1	
				1770	132572	22.09	23	0-1	
			25	1720	132072	21.98	23	0-1	
				1745	132322	21.99	23	0-1	
				1770	132572	21.89	23	0-1	
			50	1720	132072	21.95	23	0-1	
				1745	132322	22.13	23	0-1	
				1770	132572	21.84	23	0-1	
			100RB	1720	132072	22.10	23	0-1	
				1745	132322	22.17	23	0-1	
				1770	132572	22.11	23	0-1	
		16-QAM	1 RB	0	1720	132072	21.87	23	0-1
					1745	132322	22.29	23	0-1
					1770	132572	22.21	23	0-1
				50	1720	132072	21.57	23	0-1
					1745	132322	22.48	23	0-1
					1770	132572	22.12	23	0-1
	99			1720	132072	22.13	23	0-1	
				1745	132322	22.34	23	0-1	
				1770	132572	22.25	23	0-1	
	50 RB		0	1720	132072	20.74	22	0-2	
				1745	132322	20.77	22	0-2	
				1770	132572	21.09	22	0-2	
			25	1720	132072	20.87	22	0-2	
				1745	132322	20.96	22	0-2	
				1770	132572	20.85	22	0-2	
			50	1720	132072	20.84	22	0-2	
				1745	132322	20.99	22	0-2	
				1770	132572	20.86	22	0-2	
			100RB	1720	132072	21.10	22	0-2	
				1745	132322	21.09	22	0-2	
				1770	132572	21.04	22	0-2	

Unless otherwise stated the results shown in this test report refer only to the sample(s) tested and such sample(s) are retained for 90 days only.

除非另有說明，此報告結果僅對測試之樣品負責，同時此樣品僅保留90天。本報告未經本公司書面許可，不可部份複製。

This document is issued by the Company subject to its General Conditions of Service printed overleaf, available on request or accessible at www.sgs.com/terms_and_conditions.htm and for electronic format documents, subject to Terms and Conditions for Electronic Documents at www.sgs.com/terms_e-document.htm. Attention is drawn to the limitation of liability, indemnification and jurisdiction issues defined therein. Any holder of this document is advised that information contained hereon reflects the Company's findings at the time of its intervention only and within the limits of Client's instructions, if any. The Company's sole responsibility is to its Client and this document does not exonerate parties to a transaction from exercising all their rights and obligations under the transaction documents. This document cannot be reproduced except in full, without prior written approval of the Company. Any unauthorized alteration, forgery or falsification of the content or appearance of this document is unlawful and offenders may be prosecuted to the fullest extent of the law.

FDD Band 66									
BW(MHz)	Modulation	RB Size	RB Offset	Frequency (MHz)	Channel	Conducted power (dBm)	Target Power + Max. Tolerance (dBm)	MPR Allowed per 3GPP(dB)	
15	QPSK	1 RB	0	1717.5	132047	22.69	24	0	
				1745	132322	22.74	24	0	
				1772.5	132597	22.73	24	0	
			36	1717.5	132047	22.55	24	0	
				1745	132322	22.98	24	0	
				1772.5	132597	22.78	24	0	
		74	1717.5	132047	22.60	24	0		
			1745	132322	23.17	24	0		
			1772.5	132597	22.79	24	0		
		36 RB	0	1717.5	132047	21.75	23	0-1	
				1745	132322	21.79	23	0-1	
				1772.5	132597	21.83	23	0-1	
			18	1717.5	132047	21.77	23	0-1	
				1745	132322	21.90	23	0-1	
				1772.5	132597	21.75	23	0-1	
			37	1717.5	132047	21.86	23	0-1	
				1745	132322	22.04	23	0-1	
				1772.5	132597	21.79	23	0-1	
			75RB	1717.5	132047	21.88	23	0-1	
				1745	132322	22.02	23	0-1	
				1772.5	132597	21.89	23	0-1	
		16-QAM	1 RB	0	1717.5	132047	22.01	23	0-1
					1745	132322	21.88	23	0-1
					1772.5	132597	22.38	23	0-1
	36			1717.5	132047	22.25	23	0-1	
				1745	132322	22.40	23	0-1	
				1772.5	132597	22.14	23	0-1	
	74			1717.5	132047	22.26	23	0-1	
				1745	132322	22.10	23	0-1	
				1772.5	132597	22.00	23	0-1	
	36 RB			0	1717.5	132047	20.59	22	0-2
					1745	132322	20.67	22	0-2
					1772.5	132597	20.75	22	0-2
			18	1717.5	132047	20.66	22	0-2	
				1745	132322	20.86	22	0-2	
				1772.5	132597	20.66	22	0-2	
			37	1717.5	132047	20.81	22	0-2	
				1745	132322	20.93	22	0-2	
				1772.5	132597	20.75	22	0-2	
			75RB	1717.5	132047	20.95	22	0-2	
				1745	132322	20.93	22	0-2	
				1772.5	132597	20.92	22	0-2	

Unless otherwise stated the results shown in this test report refer only to the sample(s) tested and such sample(s) are retained for 90 days only.

除非另有說明，此報告結果僅對測試之樣品負責，同時此樣品僅保留90天。本報告未經本公司書面許可，不可部份複製。

This document is issued by the Company subject to its General Conditions of Service printed overleaf, available on request or accessible at www.sgs.com/terms_and_conditions.htm and for electronic format documents, subject to Terms and Conditions for Electronic Documents at www.sgs.com/terms_e-document.htm. Attention is drawn to the limitation of liability, indemnification and jurisdiction issues defined therein. Any holder of this document is advised that information contained hereon reflects the Company's findings at the time of its intervention only and within the limits of Client's instructions, if any. The Company's sole responsibility is to its Client and this document does not exonerate parties to a transaction from exercising all their rights and obligations under the transaction documents. This document cannot be reproduced except in full, without prior written approval of the Company. Any unauthorized alteration, forgery or falsification of the content or appearance of this document is unlawful and offenders may be prosecuted to the fullest extent of the law.

FDD Band 66									
BW(Mhz)	Modulation	RB Size	RB Offset	Frequency (MHz)	Channel	Conducted power (dBm)	Target Power + Max. Tolerance (dBm)	MPR Allowed per 3GPP(dB)	
10	QPSK	1 RB	0	1715	132022	22.70	24	0	
				1745	132322	22.90	24	0	
				1775	132622	22.75	24	0	
			25	1715	132022	22.80	24	0	
				1745	132322	23.00	24	0	
				1775	132622	22.57	24	0	
			49	1715	132022	22.80	24	0	
				1745	132322	23.18	24	0	
				1775	132622	23.06	24	0	
		25 RB	0	1715	132022	21.70	23	0-1	
				1745	132322	21.80	23	0-1	
				1775	132622	21.70	23	0-1	
			12	1715	132022	21.66	23	0-1	
				1745	132322	21.85	23	0-1	
				1775	132622	21.67	23	0-1	
			25	1715	132022	21.76	23	0-1	
				1745	132322	21.91	23	0-1	
				1775	132622	21.84	23	0-1	
		50RB	1715	132022	21.81	23	0-1		
			1745	132322	21.94	23	0-1		
			1775	132622	21.88	23	0-1		
		16-QAM	1 RB	0	1715	132022	22.02	23	0-1
					1745	132322	21.79	23	0-1
					1775	132622	22.34	23	0-1
				25	1715	132022	21.99	23	0-1
					1745	132322	22.42	23	0-1
					1775	132622	21.98	23	0-1
	49			1715	132022	21.54	23	0-1	
				1745	132322	22.42	23	0-1	
				1775	132622	22.08	23	0-1	
	25 RB		0	1715	132022	20.59	22	0-2	
				1745	132322	20.75	22	0-2	
				1775	132622	20.59	22	0-2	
			12	1715	132022	20.54	22	0-2	
				1745	132322	20.76	22	0-2	
				1775	132622	20.52	22	0-2	
			25	1715	132022	20.67	22	0-2	
				1745	132322	20.95	22	0-2	
				1775	132622	20.66	22	0-2	
	50RB		1715	132022	20.75	22	0-2		
			1745	132322	21.02	22	0-2		
			1775	132622	20.81	22	0-2		

Unless otherwise stated the results shown in this test report refer only to the sample(s) tested and such sample(s) are retained for 90 days only.

除非另有說明，此報告結果僅對測試之樣品負責，同時此樣品僅保留90天。本報告未經本公司書面許可，不可部份複製。

This document is issued by the Company subject to its General Conditions of Service printed overleaf, available on request or accessible at www.sgs.com/terms_and_conditions.htm and for electronic format documents, subject to Terms and Conditions for Electronic Documents at www.sgs.com/terms_e-document.htm. Attention is drawn to the limitation of liability, indemnification and jurisdiction issues defined therein. Any holder of this document is advised that information contained hereon reflects the Company's findings at the time of its intervention only and within the limits of Client's instructions, if any. The Company's sole responsibility is to its Client and this document does not exonerate parties to a transaction from exercising all their rights and obligations under the transaction documents. This document cannot be reproduced except in full, without prior written approval of the Company. Any unauthorized alteration, forgery or falsification of the content or appearance of this document is unlawful and offenders may be prosecuted to the fullest extent of the law.

FDD Band 66									
BW(MHz)	Modulation	RB Size	RB Offset	Frequency (MHz)	Channel	Conducted power (dBm)	Target Power + Max. Tolerance (dBm)	MPR Allowed per 3GPP(dB)	
5	QPSK	1 RB	0	1712.5	131997	22.66	24	0	
				1745	132322	22.73	24	0	
				1777.5	132647	22.84	24	0	
			12	1712.5	131997	22.73	24	0	
				1745	132322	22.97	24	0	
				1777.5	132647	23.07	24	0	
		24	1712.5	131997	22.78	24	0		
			1745	132322	23.09	24	0		
			1777.5	132647	23.00	24	0		
		12 RB	0	1712.5	131997	21.44	23	0-1	
				1745	132322	21.76	23	0-1	
				1777.5	132647	21.67	23	0-1	
			6	1712.5	131997	21.54	23	0-1	
				1745	132322	21.66	23	0-1	
				1777.5	132647	21.73	23	0-1	
			13	1712.5	131997	21.43	23	0-1	
				1745	132322	21.82	23	0-1	
				1777.5	132647	21.69	23	0-1	
			25RB	1712.5	131997	21.66	23	0-1	
				1745	132322	21.89	23	0-1	
				1777.5	132647	21.82	23	0-1	
		16-QAM	1 RB	0	1712.5	131997	21.57	23	0-1
					1745	132322	22.27	23	0-1
					1777.5	132647	21.99	23	0-1
	12			1712.5	131997	21.62	23	0-1	
				1745	132322	21.87	23	0-1	
				1777.5	132647	22.05	23	0-1	
	24			1712.5	131997	21.99	23	0-1	
				1745	132322	22.07	23	0-1	
				1777.5	132647	22.33	23	0-1	
	12 RB			0	1712.5	131997	20.35	22	0-2
					1745	132322	20.50	22	0-2
					1777.5	132647	20.68	22	0-2
			6	1712.5	131997	20.54	22	0-2	
				1745	132322	20.82	22	0-2	
				1777.5	132647	20.52	22	0-2	
			13	1712.5	131997	20.66	22	0-2	
				1745	132322	20.87	22	0-2	
				1777.5	132647	20.63	22	0-2	
			25RB	1712.5	131997	20.64	22	0-2	
				1745	132322	20.88	22	0-2	
				1777.5	132647	20.78	22	0-2	

Unless otherwise stated the results shown in this test report refer only to the sample(s) tested and such sample(s) are retained for 90 days only.

除非另有說明，此報告結果僅對測試之樣品負責，同時此樣品僅保留90天。本報告未經本公司書面許可，不可部份複製。

This document is issued by the Company subject to its General Conditions of Service printed overleaf, available on request or accessible at www.sgs.com/terms_and_conditions.htm and for electronic format documents, subject to Terms and Conditions for Electronic Documents at www.sgs.com/terms_e-document.htm. Attention is drawn to the limitation of liability, indemnification and jurisdiction issues defined therein. Any holder of this document is advised that information contained hereon reflects the Company's findings at the time of its intervention only and within the limits of Client's instructions, if any. The Company's sole responsibility is to its Client and this document does not exonerate parties to a transaction from exercising all their rights and obligations under the transaction documents. This document cannot be reproduced except in full, without prior written approval of the Company. Any unauthorized alteration, forgery or falsification of the content or appearance of this document is unlawful and offenders may be prosecuted to the fullest extent of the law.

FDD Band 66									
BW(MHz)	Modulation	RB Size	RB Offset	Frequency (MHz)	Channel	Conducted power (dBm)	Target Power + Max. Tolerance (dBm)	MPR Allowed per 3GPP(dB)	
3	QPSK	1 RB	0	1711.5	131987	22.49	24	0	
				1745	132322	22.88	24	0	
				1778.5	132657	22.89	24	0	
			7	1711.5	131987	22.34	24	0	
				1745	132322	22.98	24	0	
				1778.5	132657	23.10	24	0	
		14	1711.5	131987	22.67	24	0		
			1745	132322	22.82	24	0		
			1778.5	132657	22.74	24	0		
		8 RB	0	1711.5	131987	21.47	23	0-1	
				1745	132322	21.68	23	0-1	
				1778.5	132657	21.68	23	0-1	
			4	1711.5	131987	21.52	23	0-1	
				1745	132322	21.74	23	0-1	
				1778.5	132657	21.74	23	0-1	
			7	1711.5	131987	21.45	23	0-1	
				1745	132322	21.65	23	0-1	
				1778.5	132657	21.81	23	0-1	
			15RB	1711.5	131987	21.58	23	0-1	
				1745	132322	21.76	23	0-1	
				1778.5	132657	21.95	23	0-1	
		16-QAM	1 RB	0	1711.5	131987	21.83	23	0-1
					1745	132322	22.34	23	0-1
					1778.5	132657	21.86	23	0-1
	7			1711.5	131987	21.76	23	0-1	
				1745	132322	21.99	23	0-1	
				1778.5	132657	21.66	23	0-1	
	14			1711.5	131987	21.92	23	0-1	
				1745	132322	21.65	23	0-1	
				1778.5	132657	22.16	23	0-1	
	8 RB			0	1711.5	131987	20.52	22	0-2
					1745	132322	20.50	22	0-2
					1778.5	132657	20.71	22	0-2
			4	1711.5	131987	20.19	22	0-2	
				1745	132322	20.80	22	0-2	
				1778.5	132657	20.81	22	0-2	
			7	1711.5	131987	20.27	22	0-2	
				1745	132322	20.76	22	0-2	
				1778.5	132657	20.81	22	0-2	
	15RB		1711.5	131987	20.35	22	0-2		
			1745	132322	20.71	22	0-2		
			1778.5	132657	20.99	22	0-2		

Unless otherwise stated the results shown in this test report refer only to the sample(s) tested and such sample(s) are retained for 90 days only.

除非另有說明，此報告結果僅對測試之樣品負責，同時此樣品僅保留90天。本報告未經本公司書面許可，不可部份複製。

This document is issued by the Company subject to its General Conditions of Service printed overleaf, available on request or accessible at www.sgs.com/terms_and_conditions.htm and for electronic format documents, subject to Terms and Conditions for Electronic Documents at www.sgs.com/terms_e-document.htm. Attention is drawn to the limitation of liability, indemnification and jurisdiction issues defined therein. Any holder of this document is advised that information contained hereon reflects the Company's findings at the time of its intervention only and within the limits of Client's instructions, if any. The Company's sole responsibility is to its Client and this document does not exonerate parties to a transaction from exercising all their rights and obligations under the transaction documents. This document cannot be reproduced except in full, without prior written approval of the Company. Any unauthorized alteration, forgery or falsification of the content or appearance of this document is unlawful and offenders may be prosecuted to the fullest extent of the law.

FDD Band 66									
BW(Mhz)	Modulation	RB Size	RB Offset	Frequency (MHz)	Channel	Conducted power (dBm)	Target Power + Max. Tolerance (dBm)	MPR Allowed per 3GPP(dB)	
1.4	QPSK	1 RB	0	1710.7	131979	22.70	24	0	
				1745	132322	23.03	24	0	
				1779.3	132665	23.15	24	0	
			2	1710.7	131979	22.14	24	0	
				1745	132322	22.99	24	0	
				1779.3	132665	23.08	24	0	
		5	1710.7	131979	22.71	24	0		
			1745	132322	22.50	24	0		
			1779.3	132665	22.68	24	0		
		3 RB	0	1710.7	131979	22.45	23	0	
				1745	132322	22.49	23	0	
				1779.3	132665	22.80	23	0	
			2	1710.7	131979	22.48	23	0	
				1745	132322	22.82	23	0	
				1779.3	132665	22.88	23	0	
			3	1710.7	131979	22.52	23	0	
				1745	132322	22.51	23	0	
				1779.3	132665	22.98	23	0	
		6RB	1710.7	131979	21.54	23	0-1		
			1745	132322	21.69	23	0-1		
			1779.3	132665	21.78	23	0-1		
		16-QAM	1 RB	0	1710.7	131979	22.21	23	0-1
					1745	132322	22.42	23	0-1
					1779.3	132665	22.41	23	0-1
	2			1710.7	131979	21.57	23	0-1	
				1745	132322	22.59	23	0-1	
				1779.3	132665	22.67	23	0-1	
	5			1710.7	131979	22.00	23	0-1	
				1745	132322	22.35	23	0-1	
				1779.3	132665	22.22	23	0-1	
	3 RB		0	1710.7	131979	21.23	23	0-1	
				1745	132322	21.76	23	0-1	
				1779.3	132665	21.82	23	0-1	
			2	1710.7	131979	21.46	23	0-1	
				1745	132322	21.80	23	0-1	
				1779.3	132665	22.11	23	0-1	
			3	1710.7	131979	21.72	23	0-1	
				1745	132322	21.42	23	0-1	
				1779.3	132665	22.01	23	0-1	
	6RB		1710.7	131979	20.14	22	0-2		
			1745	132322	20.60	22	0-2		
			1779.3	132665	20.37	22	0-2		

Unless otherwise stated the results shown in this test report refer only to the sample(s) tested and such sample(s) are retained for 90 days only.

除非另有說明，此報告結果僅對測試之樣品負責，同時此樣品僅保留90天。本報告未經本公司書面許可，不可部份複製。

This document is issued by the Company subject to its General Conditions of Service printed overleaf, available on request or accessible at www.sgs.com/terms_and_conditions.htm and for electronic format documents, subject to Terms and Conditions for Electronic Documents at www.sgs.com/terms_e-document.htm. Attention is drawn to the limitation of liability, indemnification and jurisdiction issues defined therein. Any holder of this document is advised that information contained hereon reflects the Company's findings at the time of its intervention only and within the limits of Client's instructions, if any. The Company's sole responsibility is to its Client and this document does not exonerate parties to a transaction from exercising all their rights and obligations under the transaction documents. This document cannot be reproduced except in full, without prior written approval of the Company. Any unauthorized alteration, forgery or falsification of the content or appearance of this document is unlawful and offenders may be prosecuted to the fullest extent of the law.

LTE TDD Band 38 / Band 41 power table (Full power):

TDD Band 38											
BW(Mhz)	Modulation	RB Size	RB Offset	Frequency (MHz)	Channel	Conducted power (dBm)	Target Power + Max. Tolerance (dBm)	MPR Allowed per 3GPP(dB)			
20	QPSK	1 RB	0	2580	37850	22.18	24	0			
				2595	38000	22.78	24	0			
				2610	38150	22.49	24	0			
			50	2580	37850	22.23	24	0			
				2595	38000	22.41	24	0			
				2610	38150	22.46	24	0			
			99	2580	37850	22.30	24	0			
				2595	38000	22.45	24	0			
				2610	38150	22.47	24	0			
		50 RB	0	2580	37850	21.20	37850	21.20	23	0-1	
				2595	38000	21.45	38000	21.45	23	0-1	
				2610	38150	21.52	38150	21.52	23	0-1	
			25	2580	37850	21.22	37850	21.22	23	0-1	
				2595	38000	21.45	38000	21.45	23	0-1	
				2610	38150	21.51	38150	21.51	23	0-1	
			50	2580	37850	21.27	37850	21.27	23	0-1	
				2595	38000	21.49	38000	21.49	23	0-1	
				2610	38150	21.51	38150	21.51	23	0-1	
		100RB	2580	37850	21.23	37850	21.23	23	0-1		
			2595	38000	21.49	38000	21.49	23	0-1		
			2610	38150	21.50	38150	21.50	23	0-1		
		16-QAM	1 RB	0	2580	37850	21.43	37850	23	0-1	
					2595	38000	21.63	38000	23	0-1	
					2610	38150	21.77	38150	23	0-1	
	50			2580	37850	21.47	37850	21.47	23	0-1	
				2595	38000	21.67	38000	21.67	23	0-1	
				2610	38150	21.74	38150	21.74	23	0-1	
	99			2580	37850	21.56	37850	21.56	23	0-1	
				2595	38000	21.72	38000	21.72	23	0-1	
				2610	38150	21.74	38150	21.74	23	0-1	
	50 RB			0	2580	37850	20.27	37850	20.27	22	0-2
					2595	38000	20.53	38000	20.53	22	0-2
					2610	38150	20.65	38150	20.65	22	0-2
			25	2580	37850	20.32	37850	20.32	22	0-2	
				2595	38000	20.55	38000	20.55	22	0-2	
				2610	38150	20.64	38150	20.64	22	0-2	
			50	2580	37850	20.37	37850	20.37	22	0-2	
				2595	38000	20.58	38000	20.58	22	0-2	
				2610	38150	20.64	38150	20.64	22	0-2	
			100RB	2580	37850	20.37	37850	20.37	22	0-2	
				2595	38000	20.55	38000	20.55	22	0-2	
				2610	38150	20.63	38150	20.63	22	0-2	

Unless otherwise stated the results shown in this test report refer only to the sample(s) tested and such sample(s) are retained for 90 days only.

除非另有說明，此報告結果僅對測試之樣品負責，同時此樣品僅保留90天。本報告未經本公司書面許可，不可部份複製。

This document is issued by the Company subject to its General Conditions of Service printed overleaf, available on request or accessible at www.sgs.com/terms_and_conditions.htm and for electronic format documents, subject to Terms and Conditions for Electronic Documents at www.sgs.com/terms_e-document.htm. Attention is drawn to the limitation of liability, indemnification and jurisdiction issues defined therein. Any holder of this document is advised that information contained hereon reflects the Company's findings at the time of its intervention only and within the limits of Client's instructions, if any. The Company's sole responsibility is to its Client and this document does not exonerate parties to a transaction from exercising all their rights and obligations under the transaction documents. This document cannot be reproduced except in full, without prior written approval of the Company. Any unauthorized alteration, forgery or falsification of the content or appearance of this document is unlawful and offenders may be prosecuted to the fullest extent of the law.

TDD Band 38									
BW(Mhz)	Modulation	RB Size	RB Offset	Frequency (MHz)	Channel	Conducted power (dBm)	Target Power + Max. Tolerance (dBm)	MPR Allowed per 3GPP(dB)	
15	QPSK	1 RB	0	2577.5	37825	22.37	24	0	
				2595	38000	22.55	24	0	
				2612.5	38175	22.62	24	0	
			36	2577.5	37825	22.42	24	0	
				2595	38000	22.61	24	0	
				2612.5	38175	22.63	24	0	
		74	2577.5	37825	22.51	24	0		
			2595	38000	22.60	24	0		
			2612.5	38175	22.59	24	0		
		36 RB	0	2577.5	37825	21.40	23	0-1	
				2595	38000	21.61	23	0-1	
				2612.5	38175	21.70	23	0-1	
			18	2577.5	37825	21.46	23	0-1	
				2595	38000	21.64	23	0-1	
				2612.5	38175	21.70	23	0-1	
			37	2577.5	37825	21.49	23	0-1	
				2595	38000	21.64	23	0-1	
				2612.5	38175	21.67	23	0-1	
			75RB	2577.5	37825	21.46	23	0-1	
				2595	38000	21.61	23	0-1	
				2612.5	38175	21.67	23	0-1	
		16-QAM	1 RB	0	2577.5	37825	21.58	23	0-1
					2595	38000	21.74	23	0-1
					2612.5	38175	21.84	23	0-1
	36			2577.5	37825	21.65	23	0-1	
				2595	38000	21.81	23	0-1	
				2612.5	38175	21.84	23	0-1	
	74			2577.5	37825	21.70	23	0-1	
				2595	38000	21.81	23	0-1	
				2612.5	38175	21.81	23	0-1	
	36 RB			0	2577.5	37825	20.52	22	0-2
					2595	38000	20.72	22	0-2
					2612.5	38175	20.78	22	0-2
			18	2577.5	37825	20.57	22	0-2	
				2595	38000	20.72	22	0-2	
				2612.5	38175	20.81	22	0-2	
			37	2577.5	37825	20.58	22	0-2	
				2595	38000	20.75	22	0-2	
				2612.5	38175	20.79	22	0-2	
	75RB		2577.5	37825	20.49	22	0-2		
			2595	38000	20.69	22	0-2		
			2612.5	38175	20.75	22	0-2		

Unless otherwise stated the results shown in this test report refer only to the sample(s) tested and such sample(s) are retained for 90 days only.

除非另有說明，此報告結果僅對測試之樣品負責，同時此樣品僅保留90天。本報告未經本公司書面許可，不可部份複製。

This document is issued by the Company subject to its General Conditions of Service printed overleaf, available on request or accessible at www.sgs.com/terms_and_conditions.htm and for electronic format documents, subject to Terms and Conditions for Electronic Documents at www.sgs.com/terms_e-document.htm. Attention is drawn to the limitation of liability, indemnification and jurisdiction issues defined therein. Any holder of this document is advised that information contained hereon reflects the Company's findings at the time of its intervention only and within the limits of Client's instructions, if any. The Company's sole responsibility is to its Client and this document does not exonerate parties to a transaction from exercising all their rights and obligations under the transaction documents. This document cannot be reproduced except in full, without prior written approval of the Company. Any unauthorized alteration, forgery or falsification of the content or appearance of this document is unlawful and offenders may be prosecuted to the fullest extent of the law.

TDD Band 38									
BW(MHz)	Modulation	RB Size	RB Offset	Frequency (MHz)	Channel	Conducted power (dBm)	Target Power + Max. Tolerance (dBm)	MPR Allowed per 3GPP(dB)	
10	QPSK	1 RB	0	2575	37800	22.36	24	0	
				2595	38000	22.61	24	0	
				2615	38200	22.70	24	0	
			25	2575	37800	22.40	24	0	
				2595	38000	22.57	24	0	
				2615	38200	22.62	24	0	
		49	2575	37800	22.42	24	0		
			2595	38000	22.60	24	0		
			2615	38200	22.60	24	0		
		25 RB	0	2575	37800	21.45	23	0-1	
				2595	38000	21.63	23	0-1	
				2615	38200	21.70	23	0-1	
			12	2575	37800	21.45	23	0-1	
				2595	38000	21.63	23	0-1	
				2615	38200	21.69	23	0-1	
			25	2575	37800	21.46	23	0-1	
				2595	38000	21.66	23	0-1	
				2615	38200	21.68	23	0-1	
			50RB	2575	37800	21.40	23	0-1	
				2595	38000	21.63	23	0-1	
				2615	38200	21.66	23	0-1	
		16-QAM	1 RB	0	2575	37800	21.57	23	0-1
					2595	38000	21.82	23	0-1
					2615	38200	21.88	23	0-1
	25			2575	37800	21.61	23	0-1	
				2595	38000	21.83	23	0-1	
				2615	38200	21.85	23	0-1	
	49			2575	37800	21.64	23	0-1	
				2595	38000	21.86	23	0-1	
				2615	38200	21.85	23	0-1	
	25 RB			0	2575	37800	20.55	22	0-2
					2595	38000	20.79	22	0-2
					2615	38200	20.86	22	0-2
			12	2575	37800	20.56	22	0-2	
				2595	38000	20.80	22	0-2	
				2615	38200	20.84	22	0-2	
			25	2575	37800	20.60	22	0-2	
				2595	38000	20.81	22	0-2	
				2615	38200	20.83	22	0-2	
			50RB	2575	37800	20.47	22	0-2	
				2595	38000	20.71	22	0-2	
				2615	38200	20.72	22	0-2	

Unless otherwise stated the results shown in this test report refer only to the sample(s) tested and such sample(s) are retained for 90 days only.

除非另有說明，此報告結果僅對測試之樣品負責，同時此樣品僅保留90天。本報告未經本公司書面許可，不可部份複製。

This document is issued by the Company subject to its General Conditions of Service printed overleaf, available on request or accessible at www.sgs.com/terms_and_conditions.htm and for electronic format documents, subject to Terms and Conditions for Electronic Documents at www.sgs.com/terms_e-document.htm. Attention is drawn to the limitation of liability, indemnification and jurisdiction issues defined therein. Any holder of this document is advised that information contained hereon reflects the Company's findings at the time of its intervention only and within the limits of Client's instructions, if any. The Company's sole responsibility is to its Client and this document does not exonerate parties to a transaction from exercising all their rights and obligations under the transaction documents. This document cannot be reproduced except in full, without prior written approval of the Company. Any unauthorized alteration, forgery or falsification of the content or appearance of this document is unlawful and offenders may be prosecuted to the fullest extent of the law.

TDD Band 38									
BW(Mhz)	Modulation	RB Size	RB Offset	Frequency (MHz)	Channel	Conducted power (dBm)	Target Power + Max. Tolerance (dBm)	MPR Allowed per 3GPP(dB)	
5	QPSK	1 RB	0	2572.5	37775	22.38	24	0	
				2595	38000	22.62	24	0	
				2617.5	38225	22.65	24	0	
			12	2572.5	37775	22.41	24	0	
				2595	38000	22.61	24	0	
				2617.5	38225	22.64	24	0	
		24	2572.5	37775	22.44	24	0		
			2595	38000	22.65	24	0		
			2617.5	38225	22.64	24	0		
			0	2572.5	37775	21.46	23	0-1	
				2595	38000	21.67	23	0-1	
				2617.5	38225	21.71	23	0-1	
		6	2572.5	37775	21.45	23	0-1		
			2595	38000	21.66	23	0-1		
			2617.5	38225	21.71	23	0-1		
			13	2572.5	37775	21.46	23	0-1	
				2595	38000	21.68	23	0-1	
				2617.5	38225	21.72	23	0-1	
		25RB	2572.5	37775	21.41	23	0-1		
			2595	38000	21.64	23	0-1		
			2617.5	38225	21.69	23	0-1		
		16-QAM	1 RB	0	2572.5	37775	21.54	23	0-1
					2595	38000	21.80	23	0-1
					2617.5	38225	21.85	23	0-1
				12	2572.5	37775	21.56	23	0-1
					2595	38000	21.77	23	0-1
					2617.5	38225	21.82	23	0-1
				24	2572.5	37775	21.60	23	0-1
					2595	38000	21.81	23	0-1
					2617.5	38225	21.86	23	0-1
	12 RB			0	2572.5	37775	20.46	22	0-2
					2595	38000	20.67	22	0-2
					2617.5	38225	20.75	22	0-2
			6	2572.5	37775	20.44	22	0-2	
				2595	38000	20.66	22	0-2	
				2617.5	38225	20.74	22	0-2	
			13	2572.5	37775	20.47	22	0-2	
				2595	38000	20.69	22	0-2	
				2617.5	38225	20.75	22	0-2	
			25RB	2572.5	37775	20.52	22	0-2	
				2595	38000	20.74	22	0-2	
				2617.5	38225	20.79	22	0-2	

Unless otherwise stated the results shown in this test report refer only to the sample(s) tested and such sample(s) are retained for 90 days only.

除非另有說明，此報告結果僅對測試之樣品負責，同時此樣品僅保留90天。本報告未經本公司書面許可，不可部份複製。

This document is issued by the Company subject to its General Conditions of Service printed overleaf, available on request or accessible at www.sgs.com/terms_and_conditions.htm and for electronic format documents, subject to Terms and Conditions for Electronic Documents at www.sgs.com/terms_e-document.htm. Attention is drawn to the limitation of liability, indemnification and jurisdiction issues defined therein. Any holder of this document is advised that information contained hereon reflects the Company's findings at the time of its intervention only and within the limits of Client's instructions, if any. The Company's sole responsibility is to its Client and this document does not exonerate parties to a transaction from exercising all their rights and obligations under the transaction documents. This document cannot be reproduced except in full, without prior written approval of the Company. Any unauthorized alteration, forgery or falsification of the content or appearance of this document is unlawful and offenders may be prosecuted to the fullest extent of the law.

TDD Band 41								
BW(Mhz)	Modulation	RB Size	RB Offset	Frequency (MHz)	Channel	Conducted power (dBm)	Target Power + Max. Tolerance (dBm)	MPR Allowed per 3GPP(dB)
20	QPSK	1 RB	0	2506	39750	22.13	24	0
				2549.5	40185	22.44	24	0
				2593	40620	22.65	24	0
				2636.5	41055	22.61	24	0
			50	2680	41490	22.49	24	0
				2506	39750	22.23	24	0
				2549.5	40185	22.32	24	0
				2593	40620	22.41	24	0
			99	2636.5	41055	22.59	24	0
				2680	41490	22.45	24	0
				2506	39750	22.35	24	0
				2549.5	40185	22.33	24	0
		50 RB	0	2593	40620	22.44	24	0
				2636.5	41055	22.58	24	0
				2680	41490	22.37	24	0
				2506	39750	21.18	23	0-1
			25	2549.5	40185	21.47	23	0-1
				2593	40620	21.41	23	0-1
				2636.5	41055	21.58	23	0-1
				2680	41490	21.46	23	0-1
			50	2506	39750	21.25	23	0-1
				2549.5	40185	21.39	23	0-1
				2593	40620	21.43	23	0-1
				2636.5	41055	21.60	23	0-1
			100RB	2680	41490	21.48	23	0-1
				2506	39750	21.31	23	0-1
				2549.5	40185	21.37	23	0-1
				2593	40620	21.46	23	0-1
			2636.5	41055	21.56	23	0-1	
			2680	41490	21.42	23	0-1	
			2506	39750	21.35	23	0-1	
			2549.5	40185	21.39	23	0-1	
	2593	40620	21.42	23	0-1			
	2636.5	41055	21.62	23	0-1			
	2680	41490	21.52	23	0-1			

Unless otherwise stated the results shown in this test report refer only to the sample(s) tested and such sample(s) are retained for 90 days only.

除非另有說明，此報告結果僅對測試之樣品負責，同時此樣品僅保留90天。本報告未經本公司書面許可，不可部份複製。

This document is issued by the Company subject to its General Conditions of Service printed overleaf, available on request or accessible at www.sgs.com/terms_and_conditions.htm and for electronic format documents, subject to Terms and Conditions for Electronic Documents at www.sgs.com/terms_e-document.htm. Attention is drawn to the limitation of liability, indemnification and jurisdiction issues defined therein. Any holder of this document is advised that information contained hereon reflects the Company's findings at the time of its intervention only and within the limits of Client's instructions, if any. The Company's sole responsibility is to its Client and this document does not exonerate parties to a transaction from exercising all their rights and obligations under the transaction documents. This document cannot be reproduced except in full, without prior written approval of the Company. Any unauthorized alteration, forgery or falsification of the content or appearance of this document is unlawful and offenders may be prosecuted to the fullest extent of the law.

TDD Band 41								
BW(Mhz)	Modulation	RB Size	RB Offset	Frequency (MHz)	Channel	Conducted power (dBm)	Target Power + Max. Tolerance (dBm)	MPR Allowed per 3GPP(dB)
20	16-QAM	1 RB	0	2506	39750	21.36	23	0-1
				2549.5	40185	21.68	23	0-1
				2593	40620	21.56	23	0-1
				2636.5	41055	21.83	23	0-1
				2680	41490	21.77	23	0-1
			50	2506	39750	21.47	23	0-1
				2549.5	40185	21.58	23	0-1
				2593	40620	21.64	23	0-1
				2636.5	41055	21.83	23	0-1
				2680	41490	21.71	23	0-1
			99	2506	39750	21.60	23	0-1
				2549.5	40185	21.58	23	0-1
		2593		40620	21.70	23	0-1	
		2636.5		41055	21.82	23	0-1	
		2680		41490	21.66	23	0-1	
		50 RB	0	2506	39750	20.25	22	0-2
				2549.5	40185	20.50	22	0-2
				2593	40620	20.47	22	0-2
				2636.5	41055	20.62	22	0-2
				2680	41490	20.55	22	0-2
			25	2506	39750	20.33	22	0-2
				2549.5	40185	20.42	22	0-2
				2593	40620	20.51	22	0-2
				2636.5	41055	20.62	22	0-2
				2680	41490	20.56	22	0-2
			50	2506	39750	20.38	22	0-2
				2549.5	40185	20.42	22	0-2
				2593	40620	20.54	22	0-2
				2636.5	41055	20.60	22	0-2
				2680	41490	20.58	22	0-2
			100RB	2506	39750	20.40	22	0-2
		2549.5		40185	20.43	22	0-2	
2593	40620	20.49		22	0-2			
2636.5	41055	20.61		22	0-2			
2680	41490	20.61		22	0-2			

Unless otherwise stated the results shown in this test report refer only to the sample(s) tested and such sample(s) are retained for 90 days only.

除非另有說明，此報告結果僅對測試之樣品負責，同時此樣品僅保留90天。本報告未經本公司書面許可，不可部份複製。

This document is issued by the Company subject to its General Conditions of Service printed overleaf, available on request or accessible at www.sgs.com/terms_and_conditions.htm and for electronic format documents, subject to Terms and Conditions for Electronic Documents at www.sgs.com/terms_e-document.htm. Attention is drawn to the limitation of liability, indemnification and jurisdiction issues defined therein. Any holder of this document is advised that information contained hereon reflects the Company's findings at the time of its intervention only and within the limits of Client's instructions, if any. The Company's sole responsibility is to its Client and this document does not exonerate parties to a transaction from exercising all their rights and obligations under the transaction documents. This document cannot be reproduced except in full, without prior written approval of the Company. Any unauthorized alteration, forgery or falsification of the content or appearance of this document is unlawful and offenders may be prosecuted to the fullest extent of the law.

TDD Band 41									
BW(Mhz)	Modulation	RB Size	RB Offset	Frequency (MHz)	Channel	Conducted power (dBm)	Target Power + Max. Tolerance (dBm)	MPR Allowed per 3GPP(dB)	
15	QPSK	1 RB	0	2503.5	39725	22.04	24	0	
				2548.3	40173	22.38	24	0	
				2593	40620	22.32	24	0	
				2637.8	41068	22.57	24	0	
				2682.5	41515	22.50	24	0	
			36	2503.5	39725	22.14	24	0	
				2548.3	40173	22.40	24	0	
				2593	40620	22.39	24	0	
				2637.8	41068	22.63	24	0	
				2682.5	41515	22.49	24	0	
				74	2503.5	39725	22.23	24	0
					2548.3	40173	22.29	24	0
		2593	40620		22.41	24	0		
		2637.8	41068		22.59	24	0		
		2682.5	41515		22.43	24	0		
		36 RB	0	2503.5	39725	21.16	23	0-1	
				2548.3	40173	21.45	23	0-1	
				2593	40620	21.38	23	0-1	
				2637.8	41068	21.60	23	0-1	
				2682.5	41515	21.53	23	0-1	
			18	2503.5	39725	21.19	23	0-1	
				2548.3	40173	21.45	23	0-1	
				2593	40620	21.42	23	0-1	
				2637.8	41068	21.67	23	0-1	
				2682.5	41515	21.52	23	0-1	
				37	2503.5	39725	21.28	23	0-1
					2548.3	40173	21.36	23	0-1
			2593		40620	21.42	23	0-1	
			2637.8		41068	21.62	23	0-1	
			2682.5		41515	21.48	23	0-1	
75RB	2503.5		39725		21.18	23	0-1		
	2548.3		40173	21.37	23	0-1			
	2593		40620	21.39	23	0-1			
	2637.8	41068	21.60	23	0-1				
	2682.5	41515	21.56	23	0-1				

Unless otherwise stated the results shown in this test report refer only to the sample(s) tested and such sample(s) are retained for 90 days only.

除非另有說明，此報告結果僅對測試之樣品負責，同時此樣品僅保留90天。本報告未經本公司書面許可，不可部份複製。

This document is issued by the Company subject to its General Conditions of Service printed overleaf, available on request or accessible at www.sgs.com/terms_and_conditions.htm and for electronic format documents, subject to Terms and Conditions for Electronic Documents at www.sgs.com/terms_e-document.htm. Attention is drawn to the limitation of liability, indemnification and jurisdiction issues defined therein. Any holder of this document is advised that information contained hereon reflects the Company's findings at the time of its intervention only and within the limits of Client's instructions, if any. The Company's sole responsibility is to its Client and this document does not exonerate parties to a transaction from exercising all their rights and obligations under the transaction documents. This document cannot be reproduced except in full, without prior written approval of the Company. Any unauthorized alteration, forgery or falsification of the content or appearance of this document is unlawful and offenders may be prosecuted to the fullest extent of the law.

TDD Band 41									
BW(MHz)	Modulation	RB Size	RB Offset	Frequency (MHz)	Channel	Conducted power (dBm)	Target Power + Max. Tolerance (dBm)	MPR Allowed per 3GPP(dB)	
15	16-QAM	1 RB	0	2503.5	39725	21.26	23	0-1	
				2548.3	40173	21.60	23	0-1	
				2593	40620	21.51	23	0-1	
				2637.8	41068	21.83	23	0-1	
				2682.5	41515	21.69	23	0-1	
			36	2503.5	39725	21.34	23	0-1	
				2548.3	40173	21.63	23	0-1	
				2593	40620	21.60	23	0-1	
				2637.8	41068	21.89	23	0-1	
				2682.5	41515	21.71	23	0-1	
				74	2503.5	39725	21.47	23	0-1
					2548.3	40173	21.52	23	0-1
		2593	40620		21.60	23	0-1		
		2637.8	41068		21.83	23	0-1		
		2682.5	41515		21.64	23	0-1		
		36 RB	0	2503.5	39725	20.25	22	0-2	
				2548.3	40173	20.53	22	0-2	
				2593	40620	20.47	22	0-2	
				2637.8	41068	20.74	22	0-2	
				2682.5	41515	20.62	22	0-2	
			18	2503.5	39725	20.28	22	0-2	
				2548.3	40173	20.53	22	0-2	
				2593	40620	20.50	22	0-2	
				2637.8	41068	20.80	22	0-2	
				2682.5	41515	20.65	22	0-2	
				37	2503.5	39725	20.36	22	0-2
					2548.3	40173	20.48	22	0-2
			2593		40620	20.51	22	0-2	
			2637.8		41068	20.76	22	0-2	
			2682.5		41515	20.60	22	0-2	
			75RB		2503.5	39725	20.24	22	0-2
				2548.3	40173	20.46	22	0-2	
2593	40620			20.45	22	0-2			
2637.8	41068	20.69		22	0-2				
2682.5	41515	20.61		22	0-2				

Unless otherwise stated the results shown in this test report refer only to the sample(s) tested and such sample(s) are retained for 90 days only.

除非另有說明，此報告結果僅對測試之樣品負責，同時此樣品僅保留90天。本報告未經本公司書面許可，不可部份複製。

This document is issued by the Company subject to its General Conditions of Service printed overleaf, available on request or accessible at www.sgs.com/terms_and_conditions.htm and for electronic format documents, subject to Terms and Conditions for Electronic Documents at www.sgs.com/terms_e-document.htm. Attention is drawn to the limitation of liability, indemnification and jurisdiction issues defined therein. Any holder of this document is advised that information contained hereon reflects the Company's findings at the time of its intervention only and within the limits of Client's instructions, if any. The Company's sole responsibility is to its Client and this document does not exonerate parties to a transaction from exercising all their rights and obligations under the transaction documents. This document cannot be reproduced except in full, without prior written approval of the Company. Any unauthorized alteration, forgery or falsification of the content or appearance of this document is unlawful and offenders may be prosecuted to the fullest extent of the law.

TDD Band 41								
BW(Mhz)	Modulation	RB Size	RB Offset	Frequency (MHz)	Channel	Conducted power (dBm)	Target Power + Max. Tolerance (dBm)	MPR Allowed per 3GPP(dB)
10	QPSK	1 RB	0	2501	39700	22.05	24	0
				2547	40160	22.35	24	0
				2593	40620	22.34	24	0
				2639	41080	22.58	24	0
				2685	41540	22.52	24	0
			25	2501	39700	22.07	24	0
				2547	40160	22.36	24	0
				2593	40620	22.37	24	0
				2639	41080	22.58	24	0
				2685	41540	22.45	24	0
			49	2501	39700	22.17	24	0
				2547	40160	22.32	24	0
		2593		40620	22.41	24	0	
		2639		41080	22.54	24	0	
		2685		41540	22.40	24	0	
		25 RB	0	2501	39700	21.16	23	0-1
				2547	40160	21.46	23	0-1
				2593	40620	21.40	23	0-1
				2639	41080	21.69	23	0-1
				2685	41540	21.53	23	0-1
			12	2501	39700	21.16	23	0-1
				2547	40160	21.45	23	0-1
				2593	40620	21.42	23	0-1
				2639	41080	21.65	23	0-1
				2685	41540	21.50	23	0-1
			25	2501	39700	21.18	23	0-1
				2547	40160	21.40	23	0-1
				2593	40620	21.43	23	0-1
				2639	41080	21.65	23	0-1
				2685	41540	21.50	23	0-1
			50RB	2501	39700	21.16	23	0-1
		2547		40160	21.38	23	0-1	
2593	40620	21.40		23	0-1			
2639	41080	21.61		23	0-1			
2685	41540	21.54		23	0-1			

Unless otherwise stated the results shown in this test report refer only to the sample(s) tested and such sample(s) are retained for 90 days only.

除非另有說明，此報告結果僅對測試之樣品負責，同時此樣品僅保留90天。本報告未經本公司書面許可，不可部份複製。

This document is issued by the Company subject to its General Conditions of Service printed overleaf, available on request or accessible at www.sgs.com/terms_and_conditions.htm and for electronic format documents, subject to Terms and Conditions for Electronic Documents at www.sgs.com/terms_e-document.htm. Attention is drawn to the limitation of liability, indemnification and jurisdiction issues defined therein. Any holder of this document is advised that information contained hereon reflects the Company's findings at the time of its intervention only and within the limits of Client's instructions, if any. The Company's sole responsibility is to its Client and this document does not exonerate parties to a transaction from exercising all their rights and obligations under the transaction documents. This document cannot be reproduced except in full, without prior written approval of the Company. Any unauthorized alteration, forgery or falsification of the content or appearance of this document is unlawful and offenders may be prosecuted to the fullest extent of the law.

TDD Band 41									
BW(Mhz)	Modulation	RB Size	RB Offset	Frequency (MHz)	Channel	Conducted power (dBm)	Target Power + Max. Tolerance (dBm)	MPR Allowed per 3GPP(dB)	
10	16-QAM	1 RB	0	2501	39700	21.27	23	0-1	
				2547	40160	21.65	23	0-1	
				2593	40620	21.59	23	0-1	
				2639	41080	21.87	23	0-1	
				2685	41540	21.75	23	0-1	
			25	2501	39700	21.31	23	0-1	
				2547	40160	21.63	23	0-1	
				2593	40620	21.62	23	0-1	
				2639	41080	21.90	23	0-1	
				2685	41540	21.70	23	0-1	
				49	2501	39700	21.42	23	0-1
					2547	40160	21.58	23	0-1
		2593	40620		21.65	23	0-1		
		2639	41080		21.89	23	0-1		
		25 RB	0	2501	39700	20.26	22	0-2	
				2547	40160	20.57	22	0-2	
				2593	40620	20.55	22	0-2	
				2639	41080	20.81	22	0-2	
				2685	41540	20.71	22	0-2	
			12	2501	39700	20.27	22	0-2	
				2547	40160	20.56	22	0-2	
				2593	40620	20.58	22	0-2	
				2639	41080	20.79	22	0-2	
				2685	41540	20.68	22	0-2	
			25	2501	39700	20.31	22	0-2	
				2547	40160	20.51	22	0-2	
				2593	40620	20.64	22	0-2	
				2639	41080	20.78	22	0-2	
				2685	41540	20.67	22	0-2	
			50RB	2501	39700	20.20	22	0-2	
				2547	40160	20.43	22	0-2	
				2593	40620	20.52	22	0-2	
2639	41080			20.64	22	0-2			
2685	41540			20.64	22	0-2			

Unless otherwise stated the results shown in this test report refer only to the sample(s) tested and such sample(s) are retained for 90 days only.

除非另有說明，此報告結果僅對測試之樣品負責，同時此樣品僅保留90天。本報告未經本公司書面許可，不可部份複製。

This document is issued by the Company subject to its General Conditions of Service printed overleaf, available on request or accessible at www.sgs.com/terms_and_conditions.htm and for electronic format documents, subject to Terms and Conditions for Electronic Documents at www.sgs.com/terms_e-document.htm. Attention is drawn to the limitation of liability, indemnification and jurisdiction issues defined therein. Any holder of this document is advised that information contained hereon reflects the Company's findings at the time of its intervention only and within the limits of Client's instructions, if any. The Company's sole responsibility is to its Client and this document does not exonerate parties to a transaction from exercising all their rights and obligations under the transaction documents. This document cannot be reproduced except in full, without prior written approval of the Company. Any unauthorized alteration, forgery or falsification of the content or appearance of this document is unlawful and offenders may be prosecuted to the fullest extent of the law.

TDD Band 41									
BW(Mhz)	Modulation	RB Size	RB Offset	Frequency (MHz)	Channel	Conducted power (dBm)	Target Power + Max. Tolerance (dBm)	MPR Allowed per 3GPP(dB)	
5	QPSK	1 RB	0	2498.5	39675	22.06	24	0	
				2547.8	40148	22.39	24	0	
				2593	40620	22.39	24	0	
				2640.3	41093	22.59	24	0	
				2687.5	41565	22.52	24	0	
			12	2498.5	39675	22.07	24	0	
				2547.8	40148	22.38	24	0	
				2593	40620	22.39	24	0	
				2640.3	41093	22.58	24	0	
				2687.5	41565	22.47	24	0	
				24	2498.5	39675	22.10	24	0
					2547.8	40148	22.41	24	0
		2593	40620		22.42	24	0		
		2640.3	41093		22.59	24	0		
		2687.5	41565		22.48	24	0		
		12 RB	0	2498.5	39675	21.14	23	0-1	
				2547.8	40148	21.45	23	0-1	
				2593	40620	21.44	23	0-1	
				2640.3	41093	21.69	23	0-1	
				2687.5	41565	21.58	23	0-1	
			6	2498.5	39675	21.14	23	0-1	
				2547.8	40148	21.43	23	0-1	
				2593	40620	21.43	23	0-1	
				2640.3	41093	21.68	23	0-1	
				2687.5	41565	21.57	23	0-1	
				13	2498.5	39675	21.15	23	0-1
					2547.8	40148	21.45	23	0-1
			2593		40620	21.45	23	0-1	
			2640.3		41093	21.68	23	0-1	
			2687.5		41565	21.53	23	0-1	
			25RB		2498.5	39675	21.14	23	0-1
				2547.8	40148	21.43	23	0-1	
2593	40620			21.40	23	0-1			
2640.3	41093	21.66		23	0-1				
2687.5	41565	21.51		23	0-1				

Unless otherwise stated the results shown in this test report refer only to the sample(s) tested and such sample(s) are retained for 90 days only.

除非另有說明，此報告結果僅對測試之樣品負責，同時此樣品僅保留90天。本報告未經本公司書面許可，不可部份複製。

This document is issued by the Company subject to its General Conditions of Service printed overleaf, available on request or accessible at www.sgs.com/terms_and_conditions.htm and for electronic format documents, subject to Terms and Conditions for Electronic Documents at www.sgs.com/terms_e-document.htm. Attention is drawn to the limitation of liability, indemnification and jurisdiction issues defined therein. Any holder of this document is advised that information contained hereon reflects the Company's findings at the time of its intervention only and within the limits of Client's instructions, if any. The Company's sole responsibility is to its Client and this document does not exonerate parties to a transaction from exercising all their rights and obligations under the transaction documents. This document cannot be reproduced except in full, without prior written approval of the Company. Any unauthorized alteration, forgery or falsification of the content or appearance of this document is unlawful and offenders may be prosecuted to the fullest extent of the law.

TDD Band 41									
BW(MHz)	Modulation	RB Size	RB Offset	Frequency (MHz)	Channel	Conducted power (dBm)	Target Power + Max. Tolerance (dBm)	MPR Allowed per 3GPP(dB)	
5	16-QAM	1 RB	0	2498.5	39675	21.22	23	0-1	
				2547.8	40148	21.58	23	0-1	
				2593	40620	21.55	23	0-1	
				2640.3	41093	21.86	23	0-1	
				2687.5	41565	21.70	23	0-1	
			12	2498.5	39675	21.21	23	0-1	
				2547.8	40148	21.56	23	0-1	
				2593	40620	21.54	23	0-1	
				2640.3	41093	21.84	23	0-1	
				2687.5	41565	21.67	23	0-1	
				24	2498.5	39675	21.27	23	0-1
					2547.8	40148	21.61	23	0-1
		2593	40620		21.60	23	0-1		
		2640.3	41093		21.85	23	0-1		
		2687.5	41565		21.69	23	0-1		
		12 RB	0	2498.5	39675	20.15	22	0-2	
				2547.8	40148	20.47	22	0-2	
				2593	40620	20.44	22	0-2	
				2640.3	41093	20.72	22	0-2	
				2687.5	41565	20.56	22	0-2	
			6	2498.5	39675	20.15	22	0-2	
				2547.8	40148	20.45	22	0-2	
				2593	40620	20.45	22	0-2	
				2640.3	41093	20.70	22	0-2	
				2687.5	41565	20.54	22	0-2	
				13	2498.5	39675	20.17	22	0-2
					2547.8	40148	20.47	22	0-2
			2593		40620	20.45	22	0-2	
			2640.3		41093	20.71	22	0-2	
			2687.5		41565	20.53	22	0-2	
			25RB		2498.5	39675	20.20	22	0-2
				2547.8	40148	20.51	22	0-2	
2593	40620			20.53	22	0-2			
2640.3	41093	20.76		22	0-2				
2687.5	41565	20.64		22	0-2				

Unless otherwise stated the results shown in this test report refer only to the sample(s) tested and such sample(s) are retained for 90 days only.

除非另有說明，此報告結果僅對測試之樣品負責，同時此樣品僅保留90天。本報告未經本公司書面許可，不可部份複製。

This document is issued by the Company subject to its General Conditions of Service printed overleaf, available on request or accessible at www.sgs.com/terms_and_conditions.htm and for electronic format documents, subject to Terms and Conditions for Electronic Documents at www.sgs.com/terms_e-document.htm. Attention is drawn to the limitation of liability, indemnification and jurisdiction issues defined therein. Any holder of this document is advised that information contained hereon reflects the Company's findings at the time of its intervention only and within the limits of Client's instructions, if any. The Company's sole responsibility is to its Client and this document does not exonerate parties to a transaction from exercising all their rights and obligations under the transaction documents. This document cannot be reproduced except in full, without prior written approval of the Company. Any unauthorized alteration, forgery or falsification of the content or appearance of this document is unlawful and offenders may be prosecuted to the fullest extent of the law.

LTE FDD Band 2 / Band 4 / Band 5 / Band 7/ Band 12 / Band 13 / Band 17 / Band 26 / Band 30 / Band 66 power table (Reduced power):

FDD Band 2									
BW(Mhz)	Modulation	RB Size	RB Offset	Frequency (MHz)	Channel	Conducted power (dBm)	Target Power + Max. Tolerance (dBm)	MPR Allowed per 3GPP(dB)	
20	QPSK	1 RB	0	1860	18700	17.37	17.5	0	
				1880	18900	17.32	17.5	0	
				1900	19100	16.99	17.5	0	
			50	1860	18700	17.19	17.5	0	
				1880	18900	17.34	17.5	0	
				1900	19100	16.61	17.5	0	
			99	1860	18700	17.17	17.5	0	
				1880	18900	17.12	17.5	0	
				1900	19100	16.82	17.5	0	
		50 RB	0	1860	18700	17.30	17.5	0	
				1880	18900	17.32	17.5	0	
				1900	19100	16.86	17.5	0	
			25	1860	18700	17.16	17.5	0	
				1880	18900	17.37	17.5	0	
				1900	19100	16.68	17.5	0	
			50	1860	18700	17.12	17.5	0	
				1880	18900	17.20	17.5	0	
				1900	19100	16.70	17.5	0	
		100RB	1860	18700	17.34	17.5	0		
			1880	18900	17.48	17.5	0		
			1900	19100	16.86	17.5	0		
		16-QAM	1 RB	0	1860	18700	17.00	17.5	0
					1880	18900	17.24	17.5	0
					1900	19100	17.40	17.5	0
	50			1860	18700	17.35	17.5	0	
				1880	18900	17.39	17.5	0	
				1900	19100	16.78	17.5	0	
	99			1860	18700	17.12	17.5	0	
				1880	18900	17.11	17.5	0	
				1900	19100	17.21	17.5	0	
	50 RB		0	1860	18700	17.25	17.5	0	
				1880	18900	17.38	17.5	0	
				1900	19100	16.85	17.5	0	
			25	1860	18700	17.22	17.5	0	
				1880	18900	17.31	17.5	0	
				1900	19100	16.74	17.5	0	
			50	1860	18700	17.20	17.5	0	
				1880	18900	17.21	17.5	0	
				1900	19100	16.74	17.5	0	
	100RB		1860	18700	17.37	17.5	0		
			1880	18900	17.46	17.5	0		
			1900	19100	16.98	17.5	0		

Unless otherwise stated the results shown in this test report refer only to the sample(s) tested and such sample(s) are retained for 90 days only.

除非另有說明，此報告結果僅對測試之樣品負責，同時此樣品僅保留90天。本報告未經本公司書面許可，不可部份複製。

This document is issued by the Company subject to its General Conditions of Service printed overleaf, available on request or accessible at www.sgs.com/terms_and_conditions.htm and for electronic format documents, subject to Terms and Conditions for Electronic Documents at www.sgs.com/terms_e-document.htm. Attention is drawn to the limitation of liability, indemnification and jurisdiction issues defined therein. Any holder of this document is advised that information contained hereon reflects the Company's findings at the time of its intervention only and within the limits of Client's instructions, if any. The Company's sole responsibility is to its Client and this document does not exonerate parties to a transaction from exercising all their rights and obligations under the transaction documents. This document cannot be reproduced except in full, without prior written approval of the Company. Any unauthorized alteration, forgery or falsification of the content or appearance of this document is unlawful and offenders may be prosecuted to the fullest extent of the law.

FDD Band 2									
BW(Mhz)	Modulation	RB Size	RB Offset	Frequency (MHz)	Channel	Conducted power (dBm)	Target Power + Max. Tolerance (dBm)	MPR Allowed per 3GPP(dB)	
15	QPSK	1 RB	0	1857.5	18675	17.33	17.5	0	
				1880	18900	17.27	17.5	0	
				1902.5	19125	16.65	17.5	0	
			36	1857.5	18675	17.24	17.5	0	
				1880	18900	17.28	17.5	0	
				1902.5	19125	16.46	17.5	0	
		74	1857.5	18675	16.97	17.5	0		
			1880	18900	17.15	17.5	0		
			1902.5	19125	16.67	17.5	0		
		36 RB	0	1857.5	18675	17.23	17.5	0	
				1880	18900	17.27	17.5	0	
				1902.5	19125	16.61	17.5	0	
			18	1857.5	18675	17.14	17.5	0	
				1880	18900	17.26	17.5	0	
				1902.5	19125	16.66	17.5	0	
			37	1857.5	18675	17.12	17.5	0	
				1880	18900	17.23	17.5	0	
				1902.5	19125	16.67	17.5	0	
			75RB	1857.5	18675	17.21	17.5	0	
				1880	18900	17.29	17.5	0	
				1902.5	19125	16.75	17.5	0	
		16-QAM	1 RB	0	1857.5	18675	17.39	17.5	0
					1880	18900	17.22	17.5	0
					1902.5	19125	16.72	17.5	0
	36			1857.5	18675	17.37	17.5	0	
				1880	18900	17.46	17.5	0	
				1902.5	19125	16.80	17.5	0	
	74			1857.5	18675	17.26	17.5	0	
				1880	18900	17.25	17.5	0	
				1902.5	19125	16.46	17.5	0	
	36 RB			0	1857.5	18675	17.24	17.5	0
					1880	18900	17.37	17.5	0
					1902.5	19125	16.66	17.5	0
			18	1857.5	18675	17.19	17.5	0	
				1880	18900	17.24	17.5	0	
				1902.5	19125	16.67	17.5	0	
			37	1857.5	18675	17.11	17.5	0	
				1880	18900	17.38	17.5	0	
				1902.5	19125	16.65	17.5	0	
	75RB		1857.5	18675	17.18	17.5	0		
			1880	18900	17.34	17.5	0		
			1902.5	19125	16.72	17.5	0		

Unless otherwise stated the results shown in this test report refer only to the sample(s) tested and such sample(s) are retained for 90 days only.

除非另有說明，此報告結果僅對測試之樣品負責，同時此樣品僅保留90天。本報告未經本公司書面許可，不可部份複製。

This document is issued by the Company subject to its General Conditions of Service printed overleaf, available on request or accessible at www.sgs.com/terms_and_conditions.htm and for electronic format documents, subject to Terms and Conditions for Electronic Documents at www.sgs.com/terms_e-document.htm. Attention is drawn to the limitation of liability, indemnification and jurisdiction issues defined therein. Any holder of this document is advised that information contained hereon reflects the Company's findings at the time of its intervention only and within the limits of Client's instructions, if any. The Company's sole responsibility is to its Client and this document does not exonerate parties to a transaction from exercising all their rights and obligations under the transaction documents. This document cannot be reproduced except in full, without prior written approval of the Company. Any unauthorized alteration, forgery or falsification of the content or appearance of this document is unlawful and offenders may be prosecuted to the fullest extent of the law.

FDD Band 2									
BW(Mhz)	Modulation	RB Size	RB Offset	Frequency (MHz)	Channel	Conducted power (dBm)	Target Power + Max. Tolerance (dBm)	MPR Allowed per 3GPP(dB)	
10	QPSK	1 RB	0	1855	18650	17.35	17.5	0	
				1880	18900	17.31	17.5	0	
				1905	19150	16.60	17.5	0	
			25	1855	18650	17.14	17.5	0	
				1880	18900	17.25	17.5	0	
				1905	19150	16.58	17.5	0	
		49	1855	18650	17.00	17.5	0		
			1880	18900	17.16	17.5	0		
			1905	19150	16.84	17.5	0		
		25 RB	0	1855	18650	17.26	17.5	0	
				1880	18900	17.30	17.5	0	
				1905	19150	16.75	17.5	0	
			12	1855	18650	17.23	17.5	0	
				1880	18900	17.23	17.5	0	
				1905	19150	16.67	17.5	0	
			25	1855	18650	17.18	17.5	0	
				1880	18900	17.26	17.5	0	
				1905	19150	16.78	17.5	0	
		50RB	1855	18650	17.23	17.5	0		
			1880	18900	17.24	17.5	0		
			1905	19150	16.73	17.5	0		
		16-QAM	1 RB	0	1855	18650	17.03	17.5	0
					1880	18900	17.11	17.5	0
					1905	19150	16.36	17.5	0
	25			1855	18650	17.43	17.5	0	
				1880	18900	17.39	17.5	0	
				1905	19150	16.95	17.5	0	
	49			1855	18650	17.22	17.5	0	
				1880	18900	17.39	17.5	0	
				1905	19150	16.83	17.5	0	
	25 RB		0	1855	18650	17.35	17.5	0	
				1880	18900	17.39	17.5	0	
				1905	19150	16.74	17.5	0	
			12	1855	18650	17.36	17.5	0	
				1880	18900	17.35	17.5	0	
				1905	19150	16.79	17.5	0	
			25	1855	18650	17.22	17.5	0	
				1880	18900	17.41	17.5	0	
				1905	19150	16.80	17.5	0	
	50RB		1855	18650	17.23	17.5	0		
			1880	18900	17.36	17.5	0		
			1905	19150	16.63	17.5	0		

Unless otherwise stated the results shown in this test report refer only to the sample(s) tested and such sample(s) are retained for 90 days only.

除非另有說明，此報告結果僅對測試之樣品負責，同時此樣品僅保留90天。本報告未經本公司書面許可，不可部份複製。

This document is issued by the Company subject to its General Conditions of Service printed overleaf, available on request or accessible at www.sgs.com/terms_and_conditions.htm and for electronic format documents, subject to Terms and Conditions for Electronic Documents at www.sgs.com/terms_e-document.htm. Attention is drawn to the limitation of liability, indemnification and jurisdiction issues defined therein. Any holder of this document is advised that information contained hereon reflects the Company's findings at the time of its intervention only and within the limits of Client's instructions, if any. The Company's sole responsibility is to its Client and this document does not exonerate parties to a transaction from exercising all their rights and obligations under the transaction documents. This document cannot be reproduced except in full, without prior written approval of the Company. Any unauthorized alteration, forgery or falsification of the content or appearance of this document is unlawful and offenders may be prosecuted to the fullest extent of the law.

FDD Band 2									
BW(Mhz)	Modulation	RB Size	RB Offset	Frequency (MHz)	Channel	Conducted power (dBm)	Target Power + Max. Tolerance (dBm)	MPR Allowed per 3GPP(dB)	
5	QPSK	1 RB	0	1852.5	18625	17.22	17.5	0	
				1880	18900	17.19	17.5	0	
				1907.5	19175	16.57	17.5	0	
			12	1852.5	18625	17.10	17.5	0	
				1880	18900	17.17	17.5	0	
				1907.5	19175	16.54	17.5	0	
		24	1852.5	18625	17.24	17.5	0		
			1880	18900	17.11	17.5	0		
			1907.5	19175	16.64	17.5	0		
		12 RB	0	1852.5	18625	17.26	17.5	0	
				1880	18900	17.21	17.5	0	
				1907.5	19175	16.60	17.5	0	
			6	1852.5	18625	17.21	17.5	0	
				1880	18900	17.22	17.5	0	
				1907.5	19175	16.65	17.5	0	
			13	1852.5	18625	17.13	17.5	0	
				1880	18900	17.21	17.5	0	
				1907.5	19175	16.73	17.5	0	
		25RB	1852.5	18625	17.20	17.5	0		
			1880	18900	17.23	17.5	0		
			1907.5	19175	16.71	17.5	0		
		16-QAM	1 RB	0	1852.5	18625	17.40	17.5	0
					1880	18900	17.11	17.5	0
					1907.5	19175	16.64	17.5	0
	12			1852.5	18625	17.41	17.5	0	
				1880	18900	17.32	17.5	0	
				1907.5	19175	16.66	17.5	0	
	24			1852.5	18625	17.37	17.5	0	
				1880	18900	17.29	17.5	0	
				1907.5	19175	17.07	17.5	0	
	12 RB			0	1852.5	18625	17.32	17.5	0
					1880	18900	17.25	17.5	0
					1907.5	19175	16.66	17.5	0
			6	1852.5	18625	17.25	17.5	0	
				1880	18900	17.20	17.5	0	
				1907.5	19175	16.78	17.5	0	
			13	1852.5	18625	17.23	17.5	0	
				1880	18900	17.39	17.5	0	
				1907.5	19175	16.81	17.5	0	
	25RB		1852.5	18625	17.19	17.5	0		
			1880	18900	17.30	17.5	0		
			1907.5	19175	16.66	17.5	0		

Unless otherwise stated the results shown in this test report refer only to the sample(s) tested and such sample(s) are retained for 90 days only.

除非另有說明，此報告結果僅對測試之樣品負責，同時此樣品僅保留90天。本報告未經本公司書面許可，不可部份複製。

This document is issued by the Company subject to its General Conditions of Service printed overleaf, available on request or accessible at www.sgs.com/terms_and_conditions.htm and for electronic format documents, subject to Terms and Conditions for Electronic Documents at www.sgs.com/terms_e-document.htm. Attention is drawn to the limitation of liability, indemnification and jurisdiction issues defined therein. Any holder of this document is advised that information contained hereon reflects the Company's findings at the time of its intervention only and within the limits of Client's instructions, if any. The Company's sole responsibility is to its Client and this document does not exonerate parties to a transaction from exercising all their rights and obligations under the transaction documents. This document cannot be reproduced except in full, without prior written approval of the Company. Any unauthorized alteration, forgery or falsification of the content or appearance of this document is unlawful and offenders may be prosecuted to the fullest extent of the law.

FDD Band 2									
BW(Mhz)	Modulation	RB Size	RB Offset	Frequency (MHz)	Channel	Conducted power (dBm)	Target Power + Max. Tolerance (dBm)	MPR Allowed per 3GPP(dB)	
3	QPSK	1 RB	0	1851.5	18615	17.25	17.5	0	
				1880	18900	17.17	17.5	0	
				1908.5	19185	16.69	17.5	0	
			7	1851.5	18615	17.06	17.5	0	
				1880	18900	17.14	17.5	0	
				1908.5	19185	16.59	17.5	0	
		14	1851.5	18615	17.13	17.5	0		
			1880	18900	17.08	17.5	0		
			1908.5	19185	16.73	17.5	0		
		8 RB	0	1851.5	18615	17.18	17.5	0	
				1880	18900	17.19	17.5	0	
				1908.5	19185	16.65	17.5	0	
			4	1851.5	18615	17.13	17.5	0	
				1880	18900	17.15	17.5	0	
				1908.5	19185	16.69	17.5	0	
			7	1851.5	18615	17.13	17.5	0	
				1880	18900	17.18	17.5	0	
				1908.5	19185	16.70	17.5	0	
		15RB	1851.5	18615	17.12	17.5	0		
			1880	18900	17.21	17.5	0		
			1908.5	19185	16.69	17.5	0		
		16-QAM	1 RB	0	1851.5	18615	17.31	17.5	0
					1880	18900	17.11	17.5	0
					1908.5	19185	16.74	17.5	0
	7			1851.5	18615	16.56	17.5	0	
				1880	18900	16.98	17.5	0	
				1908.5	19185	16.93	17.5	0	
	14			1851.5	18615	17.33	17.5	0	
				1880	18900	17.42	17.5	0	
				1908.5	19185	16.86	17.5	0	
	8 RB		0	1851.5	18615	17.26	17.5	0	
				1880	18900	17.14	17.5	0	
				1908.5	19185	16.75	17.5	0	
			4	1851.5	18615	17.20	17.5	0	
				1880	18900	17.29	17.5	0	
				1908.5	19185	16.74	17.5	0	
			7	1851.5	18615	17.25	17.5	0	
				1880	18900	17.22	17.5	0	
				1908.5	19185	16.76	17.5	0	
	15RB		1851.5	18615	17.06	17.5	0		
			1880	18900	17.26	17.5	0		
			1908.5	19185	16.60	17.5	0		

Unless otherwise stated the results shown in this test report refer only to the sample(s) tested and such sample(s) are retained for 90 days only.

除非另有說明，此報告結果僅對測試之樣品負責，同時此樣品僅保留90天。本報告未經本公司書面許可，不可部份複製。

This document is issued by the Company subject to its General Conditions of Service printed overleaf, available on request or accessible at www.sgs.com/terms_and_conditions.htm and for electronic format documents, subject to Terms and Conditions for Electronic Documents at www.sgs.com/terms_e-document.htm. Attention is drawn to the limitation of liability, indemnification and jurisdiction issues defined therein. Any holder of this document is advised that information contained hereon reflects the Company's findings at the time of its intervention only and within the limits of Client's instructions, if any. The Company's sole responsibility is to its Client and this document does not exonerate parties to a transaction from exercising all their rights and obligations under the transaction documents. This document cannot be reproduced except in full, without prior written approval of the Company. Any unauthorized alteration, forgery or falsification of the content or appearance of this document is unlawful and offenders may be prosecuted to the fullest extent of the law.

FDD Band 2									
BW(Mhz)	Modulation	RB Size	RB Offset	Frequency (MHz)	Channel	Conducted power (dBm)	Target Power + Max. Tolerance (dBm)	MPR Allowed per 3GPP(dB)	
1.4	QPSK	1 RB	0	1850.7	18607	17.21	17.5	0	
				1880	18900	17.37	17.5	0	
				1909.3	19193	16.69	17.5	0	
			2	1850.7	18607	17.15	17.5	0	
				1880	18900	17.15	17.5	0	
				1909.3	19193	16.59	17.5	0	
		5	1850.7	18607	17.19	17.5	0		
			1880	18900	17.27	17.5	0		
			1909.3	19193	16.62	17.5	0		
		3 RB	0	1850.7	18607	17.16	17.5	0	
				1880	18900	17.23	17.5	0	
				1909.3	19193	16.74	17.5	0	
			2	1850.7	18607	17.18	17.5	0	
				1880	18900	17.14	17.5	0	
				1909.3	19193	16.63	17.5	0	
			3	1850.7	18607	17.25	17.5	0	
				1880	18900	17.15	17.5	0	
				1909.3	19193	16.69	17.5	0	
		6RB	1850.7	18607	17.22	17.5	0		
			1880	18900	17.17	17.5	0		
			1909.3	19193	16.73	17.5	0		
		16-QAM	1 RB	0	1850.7	18607	16.62	17.5	0
					1880	18900	17.12	17.5	0
					1909.3	19193	16.97	17.5	0
	2			1850.7	18607	17.30	17.5	0	
				1880	18900	16.57	17.5	0	
				1909.3	19193	16.62	17.5	0	
	5			1850.7	18607	17.32	17.5	0	
				1880	18900	17.42	17.5	0	
				1909.3	19193	16.99	17.5	0	
	3 RB		0	1850.7	18607	17.33	17.5	0	
				1880	18900	16.99	17.5	0	
				1909.3	19193	16.68	17.5	0	
			2	1850.7	18607	17.29	17.5	0	
				1880	18900	17.12	17.5	0	
				1909.3	19193	16.57	17.5	0	
			3	1850.7	18607	17.18	17.5	0	
				1880	18900	17.38	17.5	0	
				1909.3	19193	16.68	17.5	0	
	6RB		1850.7	18607	17.16	17.5	0		
			1880	18900	17.21	17.5	0		
			1909.3	19193	16.80	17.5	0		

Unless otherwise stated the results shown in this test report refer only to the sample(s) tested and such sample(s) are retained for 90 days only.

除非另有說明，此報告結果僅對測試之樣品負責，同時此樣品僅保留90天。本報告未經本公司書面許可，不可部份複製。

This document is issued by the Company subject to its General Conditions of Service printed overleaf, available on request or accessible at www.sgs.com/terms_and_conditions.htm and for electronic format documents, subject to Terms and Conditions for Electronic Documents at www.sgs.com/terms_e-document.htm. Attention is drawn to the limitation of liability, indemnification and jurisdiction issues defined therein. Any holder of this document is advised that information contained hereon reflects the Company's findings at the time of its intervention only and within the limits of Client's instructions, if any. The Company's sole responsibility is to its Client and this document does not exonerate parties to a transaction from exercising all their rights and obligations under the transaction documents. This document cannot be reproduced except in full, without prior written approval of the Company. Any unauthorized alteration, forgery or falsification of the content or appearance of this document is unlawful and offenders may be prosecuted to the fullest extent of the law.

FDD Band 4									
BW(Mhz)	Modulation	RB Size	RB Offset	Frequency (MHz)	Channel	Conducted power (dBm)	Target Power + Max. Tolerance (dBm)	MPR Allowed per 3GPP(dB)	
20	QPSK	1 RB	0	1720	20050	18.33	18.5	0	
				1732.5	20175	18.27	18.5	0	
				1745	20300	18.31	18.5	0	
			50	1720	20050	18.35	18.5	0	
					1732.5	20175	18.13	18.5	0
					1745	20300	18.22	18.5	0
				1720	20050	18.20	18.5	0	
					1732.5	20175	18.12	18.5	0
					1745	20300	18.41	18.5	0
		50 RB	0	1720	20050	18.22	18.5	0	
				1732.5	20175	18.18	18.5	0	
				1745	20300	18.25	18.5	0	
			25	1720	20050	18.33	18.5	0	
					1732.5	20175	18.16	18.5	0
					1745	20300	18.28	18.5	0
				1720	20050	18.23	18.5	0	
					1732.5	20175	18.07	18.5	0
					1745	20300	18.36	18.5	0
		100RB	1720	20050	18.31	18.5	0		
			1732.5	20175	18.23	18.5	0		
			1745	20300	18.48	18.5	0		
		16-QAM	1 RB	0	1720	20050	18.30	18.5	0
					1732.5	20175	17.71	18.5	0
					1745	20300	18.44	18.5	0
	50			1720	20050	18.24	18.5	0	
					1732.5	20175	18.45	18.5	0
					1745	20300	18.44	18.5	0
				1720	20050	18.14	18.5	0	
					1732.5	20175	17.53	18.5	0
					1745	20300	18.33	18.5	0
	50 RB			0	1720	20050	18.25	18.5	0
					1732.5	20175	18.33	18.5	0
					1745	20300	18.30	18.5	0
			25	1720	20050	18.19	18.5	0	
					1732.5	20175	18.08	18.5	0
					1745	20300	18.36	18.5	0
				1720	20050	18.13	18.5	0	
					1732.5	20175	18.10	18.5	0
					1745	20300	18.37	18.5	0
			100RB	1720	20050	18.28	18.5	0	
				1732.5	20175	18.31	18.5	0	
				1745	20300	18.44	18.5	0	

Unless otherwise stated the results shown in this test report refer only to the sample(s) tested and such sample(s) are retained for 90 days only.

除非另有說明，此報告結果僅對測試之樣品負責，同時此樣品僅保留90天。本報告未經本公司書面許可，不可部份複製。

This document is issued by the Company subject to its General Conditions of Service printed overleaf, available on request or accessible at www.sgs.com/terms_and_conditions.htm and for electronic format documents, subject to Terms and Conditions for Electronic Documents at www.sgs.com/terms_e-document.htm. Attention is drawn to the limitation of liability, indemnification and jurisdiction issues defined therein. Any holder of this document is advised that information contained hereon reflects the Company's findings at the time of its intervention only and within the limits of Client's instructions, if any. The Company's sole responsibility is to its Client and this document does not exonerate parties to a transaction from exercising all their rights and obligations under the transaction documents. This document cannot be reproduced except in full, without prior written approval of the Company. Any unauthorized alteration, forgery or falsification of the content or appearance of this document is unlawful and offenders may be prosecuted to the fullest extent of the law.

FDD Band 4										
BW(Mhz)	Modulation	RB Size	RB Offset	Frequency (MHz)	Channel	Conducted power (dBm)	Target Power + Max. Tolerance (dBm)	MPR Allowed per 3GPP(dB)		
15	QPSK	1 RB	0	1717.5	20025	18.15	18.5	0		
				1732.5	20175	18.28	18.5	0		
				1747.5	20325	18.24	18.5	0		
			36	74	1717.5	20025	18.18	18.5	0	
					1732.5	20175	18.12	18.5	0	
					1747.5	20325	18.39	18.5	0	
				36 RB	18	1717.5	20025	18.21	18.5	0
						1732.5	20175	18.02	18.5	0
						1747.5	20325	18.30	18.5	0
		75RB	0	1717.5	20025	18.18	18.5	0		
				1732.5	20175	18.22	18.5	0		
				1747.5	20325	18.31	18.5	0		
			37	18	1717.5	20025	18.27	18.5	0	
					1732.5	20175	18.10	18.5	0	
					1747.5	20325	18.41	18.5	0	
				37	18	1717.5	20025	18.24	18.5	0
						1732.5	20175	18.13	18.5	0
						1747.5	20325	18.43	18.5	0
		16-QAM	1 RB	0	1717.5	20025	18.32	18.5	0	
					1732.5	20175	18.14	18.5	0	
					1747.5	20325	18.42	18.5	0	
				36 RB	36	1717.5	20025	18.10	18.5	0
						1732.5	20175	18.18	18.5	0
						1747.5	20325	18.33	18.5	0
	74				36	1717.5	20025	18.44	18.5	0
						1732.5	20175	18.27	18.5	0
						1747.5	20325	18.39	18.5	0
	75RB		0	1717.5	20025	18.42	18.5	0		
				1732.5	20175	18.23	18.5	0		
				1747.5	20325	18.44	18.5	0		
		36 RB	18	1717.5	20025	18.18	18.5	0		
				1732.5	20175	18.30	18.5	0		
				1747.5	20325	18.39	18.5	0		
			37	18	1717.5	20025	18.26	18.5	0	
					1732.5	20175	18.21	18.5	0	
					1747.5	20325	18.43	18.5	0	
	75RB	37	1717.5	20025	18.19	18.5	0			
			1732.5	20175	18.27	18.5	0			
			1747.5	20325	18.43	18.5	0			
		75RB	37	1717.5	20025	18.32	18.5	0		
				1732.5	20175	18.23	18.5	0		
				1747.5	20325	18.46	18.5	0		

Unless otherwise stated the results shown in this test report refer only to the sample(s) tested and such sample(s) are retained for 90 days only.

除非另有說明，此報告結果僅對測試之樣品負責，同時此樣品僅保留90天。本報告未經本公司書面許可，不可部份複製。

This document is issued by the Company subject to its General Conditions of Service printed overleaf, available on request or accessible at www.sgs.com/terms_and_conditions.htm and for electronic format documents, subject to Terms and Conditions for Electronic Documents at www.sgs.com/terms_e-document.htm. Attention is drawn to the limitation of liability, indemnification and jurisdiction issues defined therein. Any holder of this document is advised that information contained hereon reflects the Company's findings at the time of its intervention only and within the limits of Client's instructions, if any. The Company's sole responsibility is to its Client and this document does not exonerate parties to a transaction from exercising all their rights and obligations under the transaction documents. This document cannot be reproduced except in full, without prior written approval of the Company. Any unauthorized alteration, forgery or falsification of the content or appearance of this document is unlawful and offenders may be prosecuted to the fullest extent of the law.

FDD Band 4									
BW(Mhz)	Modulation	RB Size	RB Offset	Frequency (MHz)	Channel	Conducted power (dBm)	Target Power + Max. Tolerance (dBm)	MPR Allowed per 3GPP(dB)	
10	QPSK	1 RB	0	1715	20000	18.06	18.5	0	
				1732.5	20175	18.17	18.5	0	
				1750	20350	18.44	18.5	0	
			25	1715	20000	18.14	18.5	0	
				1732.5	20175	17.94	18.5	0	
				1750	20350	18.38	18.5	0	
		49	1715	20000	18.13	18.5	0		
			1732.5	20175	18.14	18.5	0		
			1750	20350	18.45	18.5	0		
		25 RB	0	1715	20000	18.12	18.5	0	
				1732.5	20175	18.18	18.5	0	
				1750	20350	18.41	18.5	0	
			12	1715	20000	18.13	18.5	0	
				1732.5	20175	18.09	18.5	0	
				1750	20350	18.46	18.5	0	
			25	1715	20000	18.26	18.5	0	
				1732.5	20175	18.11	18.5	0	
				1750	20350	18.42	18.5	0	
		50RB	1715	20000	18.19	18.5	0		
			1732.5	20175	18.14	18.5	0		
			1750	20350	18.42	18.5	0		
		16-QAM	1 RB	0	1715	20000	18.26	18.5	0
					1732.5	20175	18.07	18.5	0
					1750	20350	18.44	18.5	0
	25			1715	20000	18.10	18.5	0	
				1732.5	20175	17.54	18.5	0	
				1750	20350	18.45	18.5	0	
	49			1715	20000	18.30	18.5	0	
				1732.5	20175	18.15	18.5	0	
				1750	20350	18.34	18.5	0	
	25 RB			0	1715	20000	18.28	18.5	0
					1732.5	20175	18.20	18.5	0
					1750	20350	18.35	18.5	0
			12	1715	20000	18.16	18.5	0	
				1732.5	20175	18.18	18.5	0	
				1750	20350	18.46	18.5	0	
			25	1715	20000	18.35	18.5	0	
				1732.5	20175	18.11	18.5	0	
				1750	20350	18.42	18.5	0	
	50RB		1715	20000	18.27	18.5	0		
			1732.5	20175	18.21	18.5	0		
			1750	20350	18.46	18.5	0		

Unless otherwise stated the results shown in this test report refer only to the sample(s) tested and such sample(s) are retained for 90 days only.

除非另有說明，此報告結果僅對測試之樣品負責，同時此樣品僅保留90天。本報告未經本公司書面許可，不可部份複製。

This document is issued by the Company subject to its General Conditions of Service printed overleaf, available on request or accessible at www.sgs.com/terms_and_conditions.htm and for electronic format documents, subject to Terms and Conditions for Electronic Documents at www.sgs.com/terms_e-document.htm. Attention is drawn to the limitation of liability, indemnification and jurisdiction issues defined therein. Any holder of this document is advised that information contained hereon reflects the Company's findings at the time of its intervention only and within the limits of Client's instructions, if any. The Company's sole responsibility is to its Client and this document does not exonerate parties to a transaction from exercising all their rights and obligations under the transaction documents. This document cannot be reproduced except in full, without prior written approval of the Company. Any unauthorized alteration, forgery or falsification of the content or appearance of this document is unlawful and offenders may be prosecuted to the fullest extent of the law.

FDD Band 4									
BW(MHz)	Modulation	RB Size	RB Offset	Frequency (MHz)	Channel	Conducted power (dBm)	Target Power + Max. Tolerance (dBm)	MPR Allowed per 3GPP(dB)	
5	QPSK	1 RB	0	1712.5	19975	18.03	18.5	0	
				1732.5	20175	18.12	18.5	0	
				1752.5	20375	18.36	18.5	0	
			12	1712.5	19975	18.03	18.5	0	
				1732.5	20175	18.09	18.5	0	
				1752.5	20375	18.27	18.5	0	
		24	1712.5	19975	18.02	18.5	0		
			1732.5	20175	17.91	18.5	0		
			1752.5	20375	18.39	18.5	0		
		12 RB	0	1712.5	19975	18.00	18.5	0	
				1732.5	20175	18.02	18.5	0	
				1752.5	20375	18.29	18.5	0	
			6	1712.5	19975	18.02	18.5	0	
				1732.5	20175	18.01	18.5	0	
				1752.5	20375	18.33	18.5	0	
			13	1712.5	19975	18.03	18.5	0	
				1732.5	20175	18.05	18.5	0	
				1752.5	20375	18.34	18.5	0	
		25RB	1712.5	19975	18.03	18.5	0		
			1732.5	20175	18.11	18.5	0		
			1752.5	20375	18.32	18.5	0		
		16-QAM	1 RB	0	1712.5	19975	18.15	18.5	0
					1732.5	20175	18.01	18.5	0
					1752.5	20375	18.42	18.5	0
	12			1712.5	19975	17.60	18.5	0	
				1732.5	20175	18.35	18.5	0	
				1752.5	20375	18.01	18.5	0	
	24			1712.5	19975	18.13	18.5	0	
				1732.5	20175	18.26	18.5	0	
				1752.5	20375	18.34	18.5	0	
	12 RB		0	1712.5	19975	18.02	18.5	0	
				1732.5	20175	18.02	18.5	0	
				1752.5	20375	18.32	18.5	0	
			6	1712.5	19975	18.07	18.5	0	
				1732.5	20175	18.09	18.5	0	
				1752.5	20375	18.41	18.5	0	
			13	1712.5	19975	18.06	18.5	0	
				1732.5	20175	18.14	18.5	0	
				1752.5	20375	18.44	18.5	0	
	25RB		1712.5	19975	18.09	18.5	0		
			1732.5	20175	18.17	18.5	0		
			1752.5	20375	18.34	18.5	0		

Unless otherwise stated the results shown in this test report refer only to the sample(s) tested and such sample(s) are retained for 90 days only.

除非另有說明，此報告結果僅對測試之樣品負責，同時此樣品僅保留90天。本報告未經本公司書面許可，不可部份複製。

This document is issued by the Company subject to its General Conditions of Service printed overleaf, available on request or accessible at www.sgs.com/terms_and_conditions.htm and for electronic format documents, subject to Terms and Conditions for Electronic Documents at www.sgs.com/terms_e-document.htm. Attention is drawn to the limitation of liability, indemnification and jurisdiction issues defined therein. Any holder of this document is advised that information contained hereon reflects the Company's findings at the time of its intervention only and within the limits of Client's instructions, if any. The Company's sole responsibility is to its Client and this document does not exonerate parties to a transaction from exercising all their rights and obligations under the transaction documents. This document cannot be reproduced except in full, without prior written approval of the Company. Any unauthorized alteration, forgery or falsification of the content or appearance of this document is unlawful and offenders may be prosecuted to the fullest extent of the law.

FDD Band 4									
BW(MHz)	Modulation	RB Size	RB Offset	Frequency (MHz)	Channel	Conducted power (dBm)	Target Power + Max. Tolerance (dBm)	MPR Allowed per 3GPP(dB)	
3	QPSK	1 RB	0	1711.5	19965	17.98	18.5	0	
				1732.5	20175	18.28	18.5	0	
				1753.5	20385	18.34	18.5	0	
			7	1711.5	19965	17.93	18.5	0	
				1732.5	20175	18.18	18.5	0	
				1753.5	20385	18.34	18.5	0	
		14	1711.5	19965	17.91	18.5	0		
			1732.5	20175	18.13	18.5	0		
			1753.5	20385	18.27	18.5	0		
		8 RB	0	1711.5	19965	18.01	18.5	0	
				1732.5	20175	18.12	18.5	0	
				1753.5	20385	18.42	18.5	0	
			4	1711.5	19965	17.94	18.5	0	
				1732.5	20175	18.11	18.5	0	
				1753.5	20385	18.38	18.5	0	
		7	1711.5	19965	18.06	18.5	0		
			1732.5	20175	18.14	18.5	0		
			1753.5	20385	18.43	18.5	0		
		15RB	1711.5	19965	17.98	18.5	0		
			1732.5	20175	18.11	18.5	0		
			1753.5	20385	18.42	18.5	0		
		16-QAM	1 RB	0	1711.5	19965	18.31	18.5	0
					1732.5	20175	18.11	18.5	0
					1753.5	20385	18.33	18.5	0
	7			1711.5	19965	18.31	18.5	0	
				1732.5	20175	17.55	18.5	0	
				1753.5	20385	18.04	18.5	0	
	14		1711.5	19965	17.63	18.5	0		
			1732.5	20175	18.16	18.5	0		
			1753.5	20385	18.38	18.5	0		
	8 RB		0	1711.5	19965	18.09	18.5	0	
				1732.5	20175	18.15	18.5	0	
				1753.5	20385	18.45	18.5	0	
			4	1711.5	19965	17.92	18.5	0	
				1732.5	20175	18.10	18.5	0	
				1753.5	20385	18.45	18.5	0	
	7		1711.5	19965	18.06	18.5	0		
			1732.5	20175	18.16	18.5	0		
			1753.5	20385	18.44	18.5	0		
	15RB		1711.5	19965	18.01	18.5	0		
			1732.5	20175	18.29	18.5	0		
			1753.5	20385	18.44	18.5	0		

Unless otherwise stated the results shown in this test report refer only to the sample(s) tested and such sample(s) are retained for 90 days only.

除非另有說明，此報告結果僅對測試之樣品負責，同時此樣品僅保留90天。本報告未經本公司書面許可，不可部份複製。

This document is issued by the Company subject to its General Conditions of Service printed overleaf, available on request or accessible at www.sgs.com/terms_and_conditions.htm and for electronic format documents, subject to Terms and Conditions for Electronic Documents at www.sgs.com/terms_e-document.htm. Attention is drawn to the limitation of liability, indemnification and jurisdiction issues defined therein. Any holder of this document is advised that information contained hereon reflects the Company's findings at the time of its intervention only and within the limits of Client's instructions, if any. The Company's sole responsibility is to its Client and this document does not exonerate parties to a transaction from exercising all their rights and obligations under the transaction documents. This document cannot be reproduced except in full, without prior written approval of the Company. Any unauthorized alteration, forgery or falsification of the content or appearance of this document is unlawful and offenders may be prosecuted to the fullest extent of the law.

FDD Band 4									
BW(Mhz)	Modulation	RB Size	RB Offset	Frequency (MHz)	Channel	Conducted power (dBm)	Target Power + Max. Tolerance (dBm)	MPR Allowed per 3GPP(dB)	
1.4	QPSK	1 RB	0	1710.7	19957	17.99	18.5	0	
				1732.5	20175	18.10	18.5	0	
				1754.3	20393	18.46	18.5	0	
			2	1710.7	19957	17.93	18.5	0	
				1732.5	20175	18.09	18.5	0	
				1754.3	20393	18.44	18.5	0	
		5	1710.7	19957	17.94	18.5	0		
			1732.5	20175	18.01	18.5	0		
			1754.3	20393	18.41	18.5	0		
		3 RB	0	1710.7	19957	17.98	18.5	0	
				1732.5	20175	18.04	18.5	0	
				1754.3	20393	18.36	18.5	0	
			2	1710.7	19957	17.86	18.5	0	
				1732.5	20175	18.04	18.5	0	
				1754.3	20393	18.41	18.5	0	
			3	1710.7	19957	17.85	18.5	0	
				1732.5	20175	18.07	18.5	0	
				1754.3	20393	18.34	18.5	0	
			6RB	1710.7	19957	17.97	18.5	0	
				1732.5	20175	18.12	18.5	0	
				1754.3	20393	18.46	18.5	0	
		16-QAM	1 RB	0	1710.7	19957	18.01	18.5	0
					1732.5	20175	17.89	18.5	0
					1754.3	20393	18.30	18.5	0
	2			1710.7	19957	18.26	18.5	0	
				1732.5	20175	18.45	18.5	0	
				1754.3	20393	18.19	18.5	0	
	5			1710.7	19957	17.60	18.5	0	
				1732.5	20175	18.05	18.5	0	
				1754.3	20393	18.33	18.5	0	
	3 RB			0	1710.7	19957	17.95	18.5	0
					1732.5	20175	18.21	18.5	0
					1754.3	20393	18.37	18.5	0
			2	1710.7	19957	17.92	18.5	0	
				1732.5	20175	18.27	18.5	0	
				1754.3	20393	18.44	18.5	0	
			3	1710.7	19957	17.82	18.5	0	
				1732.5	20175	18.10	18.5	0	
				1754.3	20393	18.36	18.5	0	
	6RB		1710.7	19957	17.91	18.5	0		
			1732.5	20175	18.06	18.5	0		
			1754.3	20393	18.45	18.5	0		

Unless otherwise stated the results shown in this test report refer only to the sample(s) tested and such sample(s) are retained for 90 days only.

除非另有說明，此報告結果僅對測試之樣品負責，同時此樣品僅保留90天。本報告未經本公司書面許可，不可部份複製。

This document is issued by the Company subject to its General Conditions of Service printed overleaf, available on request or accessible at www.sgs.com/terms_and_conditions.htm and for electronic format documents, subject to Terms and Conditions for Electronic Documents at www.sgs.com/terms_e-document.htm. Attention is drawn to the limitation of liability, indemnification and jurisdiction issues defined therein. Any holder of this document is advised that information contained hereon reflects the Company's findings at the time of its intervention only and within the limits of Client's instructions, if any. The Company's sole responsibility is to its Client and this document does not exonerate parties to a transaction from exercising all their rights and obligations under the transaction documents. This document cannot be reproduced except in full, without prior written approval of the Company. Any unauthorized alteration, forgery or falsification of the content or appearance of this document is unlawful and offenders may be prosecuted to the fullest extent of the law.

FDD Band 5									
BW(MHz)	Modulation	RB Size	RB Offset	Frequency (MHz)	Channel	Conducted power (dBm)	Target Power + Max. Tolerance (dBm)	MPR Allowed per 3GPP(dB)	
10	QPSK	1 RB	0	829	20450	22.16	22.5	0	
				836.5	20525	22.34	22.5	0	
				844	20600	22.48	22.5	0	
			25	829	20450	22.11	22.5	0	
				836.5	20525	22.23	22.5	0	
				844	20600	22.26	22.5	0	
		49	829	20450	22.26	22.5	0		
			836.5	20525	22.29	22.5	0		
			844	20600	22.43	22.5	0		
		25 RB	0	829	20450	21.36	21.5	0-1	
				836.5	20525	21.33	21.5	0-1	
				844	20600	21.49	21.5	0-1	
			12	829	20450	21.42	21.5	0-1	
				836.5	20525	21.43	21.5	0-1	
				844	20600	21.48	21.5	0-1	
			25	829	20450	21.45	21.5	0-1	
				836.5	20525	21.40	21.5	0-1	
				844	20600	21.39	21.5	0-1	
			50RB	829	20450	21.48	21.5	0-1	
				836.5	20525	21.40	21.5	0-1	
				844	20600	21.47	21.5	0-1	
		16-QAM	1 RB	0	829	20450	21.38	21.5	0-1
					836.5	20525	21.28	21.5	0-1
					844	20600	21.46	21.5	0-1
	25			829	20450	21.35	21.5	0-1	
				836.5	20525	21.00	21.5	0-1	
				844	20600	21.49	21.5	0-1	
	49			829	20450	21.50	21.5	0-1	
				836.5	20525	21.31	21.5	0-1	
				844	20600	21.48	21.5	0-1	
	25 RB			0	829	20450	20.31	20.5	0-2
					836.5	20525	20.46	20.5	0-2
					844	20600	20.43	20.5	0-2
			12	829	20450	20.30	20.5	0-2	
				836.5	20525	20.34	20.5	0-2	
				844	20600	20.43	20.5	0-2	
			25	829	20450	20.40	20.5	0-2	
				836.5	20525	20.32	20.5	0-2	
				844	20600	20.42	20.5	0-2	
			500RB	829	20450	20.41	20.5	0-2	
				836.5	20525	20.34	20.5	0-2	
				844	20600	20.34	20.5	0-2	

Unless otherwise stated the results shown in this test report refer only to the sample(s) tested and such sample(s) are retained for 90 days only.

除非另有說明，此報告結果僅對測試之樣品負責，同時此樣品僅保留90天。本報告未經本公司書面許可，不可部份複製。

This document is issued by the Company subject to its General Conditions of Service printed overleaf, available on request or accessible at www.sgs.com/terms_and_conditions.htm and for electronic format documents, subject to Terms and Conditions for Electronic Documents at www.sgs.com/terms_e-document.htm. Attention is drawn to the limitation of liability, indemnification and jurisdiction issues defined therein. Any holder of this document is advised that information contained hereon reflects the Company's findings at the time of its intervention only and within the limits of Client's instructions, if any. The Company's sole responsibility is to its Client and this document does not exonerate parties to a transaction from exercising all their rights and obligations under the transaction documents. This document cannot be reproduced except in full, without prior written approval of the Company. Any unauthorized alteration, forgery or falsification of the content or appearance of this document is unlawful and offenders may be prosecuted to the fullest extent of the law.

FDD Band 5									
BW(Mhz)	Modulation	RB Size	RB Offset	Frequency (MHz)	Channel	Conducted power (dBm)	Target Power + Max. Tolerance (dBm)	MPR Allowed per 3GPP(dB)	
5	QPSK	1 RB	0	826.5	20425	22.06	22.5	0	
				836.5	20525	22.32	22.5	0	
				846.5	20625	22.34	22.5	0	
			12	826.5	20425	21.97	22.5	0	
				836.5	20525	22.18	22.5	0	
				846.5	20625	22.12	22.5	0	
		24	826.5	20425	22.17	22.5	0		
			836.5	20525	22.21	22.5	0		
			846.5	20625	22.34	22.5	0		
		12 RB	0	826.5	20425	21.21	21.5	0-1	
				836.5	20525	21.14	21.5	0-1	
				846.5	20625	21.37	21.5	0-1	
			6	826.5	20425	21.34	21.5	0-1	
				836.5	20525	21.25	21.5	0-1	
				846.5	20625	21.47	21.5	0-1	
			13	826.5	20425	21.25	21.5	0-1	
				836.5	20525	21.30	21.5	0-1	
				846.5	20625	21.29	21.5	0-1	
		25RB	826.5	20425	21.31	21.5	0-1		
			836.5	20525	21.38	21.5	0-1		
			846.5	20625	21.43	21.5	0-1		
		16-QAM	1 RB	0	826.5	20425	21.34	21.5	0-1
					836.5	20525	21.15	21.5	0-1
					846.5	20625	21.26	21.5	0-1
	12			826.5	20425	21.26	21.5	0-1	
				836.5	20525	20.82	21.5	0-1	
				846.5	20625	21.44	21.5	0-1	
	24		826.5	20425	21.43	21.5	0-1		
			836.5	20525	21.20	21.5	0-1		
			846.5	20625	21.38	21.5	0-1		
	12 RB		0	826.5	20425	20.20	20.5	0-2	
				836.5	20525	20.31	20.5	0-2	
				846.5	20625	20.42	20.5	0-2	
			6	826.5	20425	20.29	20.5	0-2	
				836.5	20525	20.29	20.5	0-2	
				846.5	20625	20.42	20.5	0-2	
			13	826.5	20425	20.20	20.5	0-2	
				836.5	20525	20.31	20.5	0-2	
				846.5	20625	20.32	20.5	0-2	
	25RB		826.5	20425	20.40	20.5	0-2		
			836.5	20525	20.23	20.5	0-2		
			846.5	20625	20.24	20.5	0-2		

Unless otherwise stated the results shown in this test report refer only to the sample(s) tested and such sample(s) are retained for 90 days only.

除非另有說明，此報告結果僅對測試之樣品負責，同時此樣品僅保留90天。本報告未經本公司書面許可，不可部份複製。

This document is issued by the Company subject to its General Conditions of Service printed overleaf, available on request or accessible at www.sgs.com/terms_and_conditions.htm and for electronic format documents, subject to Terms and Conditions for Electronic Documents at www.sgs.com/terms_e-document.htm. Attention is drawn to the limitation of liability, indemnification and jurisdiction issues defined therein. Any holder of this document is advised that information contained hereon reflects the Company's findings at the time of its intervention only and within the limits of Client's instructions, if any. The Company's sole responsibility is to its Client and this document does not exonerate parties to a transaction from exercising all their rights and obligations under the transaction documents. This document cannot be reproduced except in full, without prior written approval of the Company. Any unauthorized alteration, forgery or falsification of the content or appearance of this document is unlawful and offenders may be prosecuted to the fullest extent of the law.

FDD Band 5									
BW(Mhz)	Modulation	RB Size	RB Offset	Frequency (MHz)	Channel	Conducted power (dBm)	Target Power + Max. Tolerance (dBm)	MPR Allowed per 3GPP(dB)	
3	QPSK	1 RB	0	825.5	20415	22.06	22.5	0	
				836.5	20525	22.16	22.5	0	
				847.5	20635	22.31	22.5	0	
			7	825.5	20415	22.03	22.5	0	
				836.5	20525	22.16	22.5	0	
				847.5	20635	22.14	22.5	0	
		14	825.5	20415	22.24	22.5	0		
			836.5	20525	22.22	22.5	0		
			847.5	20635	22.42	22.5	0		
		8 RB	0	825.5	20415	21.17	21.5	0-1	
				836.5	20525	21.31	21.5	0-1	
				847.5	20635	21.36	21.5	0-1	
			4	825.5	20415	21.32	21.5	0-1	
				836.5	20525	21.25	21.5	0-1	
				847.5	20635	21.39	21.5	0-1	
			7	825.5	20415	21.29	21.5	0-1	
				836.5	20525	21.39	21.5	0-1	
				847.5	20635	21.38	21.5	0-1	
			15RB	825.5	20415	21.33	21.5	0-1	
				836.5	20525	21.31	21.5	0-1	
				847.5	20635	21.40	21.5	0-1	
		16-QAM	1 RB	0	825.5	20415	21.26	21.5	0-1
					836.5	20525	21.16	21.5	0-1
					847.5	20635	21.29	21.5	0-1
	7			825.5	20415	21.22	21.5	0-1	
				836.5	20525	20.93	21.5	0-1	
				847.5	20635	21.39	21.5	0-1	
	14			825.5	20415	21.41	21.5	0-1	
				836.5	20525	21.17	21.5	0-1	
				847.5	20635	21.39	21.5	0-1	
	8 RB			0	825.5	20415	20.17	20.5	0-2
					836.5	20525	20.35	20.5	0-2
					847.5	20635	20.34	20.5	0-2
			4	825.5	20415	20.13	20.5	0-2	
				836.5	20525	20.15	20.5	0-2	
				847.5	20635	20.36	20.5	0-2	
			7	825.5	20415	20.24	20.5	0-2	
				836.5	20525	20.22	20.5	0-2	
				847.5	20635	20.36	20.5	0-2	
	15RB		825.5	20415	20.29	20.5	0-2		
			836.5	20525	20.21	20.5	0-2		
			847.5	20635	20.28	20.5	0-2		

Unless otherwise stated the results shown in this test report refer only to the sample(s) tested and such sample(s) are retained for 90 days only.

除非另有說明，此報告結果僅對測試之樣品負責，同時此樣品僅保留90天。本報告未經本公司書面許可，不可部份複製。

This document is issued by the Company subject to its General Conditions of Service printed overleaf, available on request or accessible at www.sgs.com/terms_and_conditions.htm and for electronic format documents, subject to Terms and Conditions for Electronic Documents at www.sgs.com/terms_e-document.htm. Attention is drawn to the limitation of liability, indemnification and jurisdiction issues defined therein. Any holder of this document is advised that information contained hereon reflects the Company's findings at the time of its intervention only and within the limits of Client's instructions, if any. The Company's sole responsibility is to its Client and this document does not exonerate parties to a transaction from exercising all their rights and obligations under the transaction documents. This document cannot be reproduced except in full, without prior written approval of the Company. Any unauthorized alteration, forgery or falsification of the content or appearance of this document is unlawful and offenders may be prosecuted to the fullest extent of the law.

FDD Band 5									
BW(Mhz)	Modulation	RB Size	RB Offset	Frequency (MHz)	Channel	Conducted power (dBm)	Target Power + Max. Tolerance (dBm)	MPR Allowed per 3GPP(dB)	
1.4	QPSK	1 RB	0	824.7	20407	22.08	22.5	0	
				836.5	20525	22.30	22.5	0	
				848.3	20643	22.45	22.5	0	
			2	824.7	20407	21.94	22.5	0	
				836.5	20525	22.20	22.5	0	
				848.3	20643	22.07	22.5	0	
		5	824.7	20407	22.06	22.5	0		
			836.5	20525	22.09	22.5	0		
			848.3	20643	22.40	22.5	0		
		3 RB	0	824.7	20407	21.25	22.5	0	
				836.5	20525	21.21	22.5	0	
				848.3	20643	21.39	22.5	0	
			2	824.7	20407	21.36	22.5	0	
				836.5	20525	21.27	22.5	0	
				848.3	20643	21.30	22.5	0	
			3	824.7	20407	21.30	22.5	0	
				836.5	20525	21.32	22.5	0	
				848.3	20643	21.19	22.5	0	
		6RB	824.7	20407	21.42	21.5	0-1		
			836.5	20525	21.38	21.5	0-1		
			848.3	20643	21.38	21.5	0-1		
		16-QAM	1 RB	0	824.7	20407	21.26	21.5	0-1
					836.5	20525	21.24	21.5	0-1
					848.3	20643	21.26	21.5	0-1
	2			824.7	20407	21.28	21.5	0-1	
				836.5	20525	20.92	21.5	0-1	
				848.3	20643	21.29	21.5	0-1	
	5			824.7	20407	21.31	21.5	0-1	
				836.5	20525	21.26	21.5	0-1	
				848.3	20643	21.45	21.5	0-1	
	3 RB		0	824.7	20407	20.14	21.5	0-1	
				836.5	20525	20.30	21.5	0-1	
				848.3	20643	20.31	21.5	0-1	
			2	824.7	20407	20.20	21.5	0-1	
				836.5	20525	20.30	21.5	0-1	
				848.3	20643	20.27	21.5	0-1	
			3	824.7	20407	20.26	21.5	0-1	
				836.5	20525	20.31	21.5	0-1	
				848.3	20643	20.40	21.5	0-1	
	6RB		824.7	20407	20.30	20.5	0-2		
			836.5	20525	20.28	20.5	0-2		
			848.3	20643	20.25	20.5	0-2		

Unless otherwise stated the results shown in this test report refer only to the sample(s) tested and such sample(s) are retained for 90 days only.

除非另有說明，此報告結果僅對測試之樣品負責，同時此樣品僅保留90天。本報告未經本公司書面許可，不可部份複製。

This document is issued by the Company subject to its General Conditions of Service printed overleaf, available on request or accessible at www.sgs.com/terms_and_conditions.htm and for electronic format documents, subject to Terms and Conditions for Electronic Documents at www.sgs.com/terms_e-document.htm. Attention is drawn to the limitation of liability, indemnification and jurisdiction issues defined therein. Any holder of this document is advised that information contained hereon reflects the Company's findings at the time of its intervention only and within the limits of Client's instructions, if any. The Company's sole responsibility is to its Client and this document does not exonerate parties to a transaction from exercising all their rights and obligations under the transaction documents. This document cannot be reproduced except in full, without prior written approval of the Company. Any unauthorized alteration, forgery or falsification of the content or appearance of this document is unlawful and offenders may be prosecuted to the fullest extent of the law.

FDD Band 7									
BW(Mhz)	Modulation	RB Size	RB Offset	Frequency (MHz)	Channel	Conducted power (dBm)	Target Power + Max. Tolerance (dBm)	MPR Allowed per 3GPP(dB)	
20	QPSK	1 RB	0	2510	20850	16.87	17	0	
				2535	21100	17.00	17	0	
				2560	21350	16.89	17	0	
			50	2510	20850	16.70	17	0	
				2535	21100	16.96	17	0	
				2560	21350	16.91	17	0	
		99	2510	20850	16.93	17	0		
			2535	21100	16.94	17	0		
			2560	21350	16.83	17	0		
		50 RB	0	2510	20850	16.75	17	0	
				2535	21100	16.94	17	0	
				2560	21350	16.8	17	0	
			25	2510	20850	16.78	17	0	
				2535	21100	16.96	17	0	
				2560	21350	16.77	17	0	
			50	2510	20850	16.88	17	0	
				2535	21100	16.98	17	0	
				2560	21350	16.68	17	0	
			100RB	2510	20850	16.85	17	0	
				2535	21100	16.87	17	0	
				2560	21350	16.96	17	0	
		16-QAM	1 RB	0	2510	20850	16.92	17	0
					2535	21100	16.90	17	0
					2560	21350	16.94	17	0
	50			2510	20850	16.86	17	0	
				2535	21100	16.87	17	0	
				2560	21350	16.52	17	0	
	99			2510	20850	16.95	17	0	
				2535	21100	16.97	17	0	
				2560	21350	16.92	17	0	
	50 RB			0	2510	20850	16.77	17	0
					2535	21100	16.95	17	0
					2560	21350	16.85	17	0
			25	2510	20850	16.81	17	0	
				2535	21100	16.94	17	0	
				2560	21350	16.80	17	0	
			50	2510	20850	16.87	17	0	
				2535	21100	16.95	17	0	
				2560	21350	16.69	17	0	
			100RB	2510	20850	16.89	17	0	
				2535	21100	16.95	17	0	
				2560	21350	16.93	17	0	

Unless otherwise stated the results shown in this test report refer only to the sample(s) tested and such sample(s) are retained for 90 days only.

除非另有說明，此報告結果僅對測試之樣品負責，同時此樣品僅保留90天。本報告未經本公司書面許可，不可部份複製。

This document is issued by the Company subject to its General Conditions of Service printed overleaf, available on request or accessible at www.sgs.com/terms_and_conditions.htm and for electronic format documents, subject to Terms and Conditions for Electronic Documents at www.sgs.com/terms_e-document.htm. Attention is drawn to the limitation of liability, indemnification and jurisdiction issues defined therein. Any holder of this document is advised that information contained hereon reflects the Company's findings at the time of its intervention only and within the limits of Client's instructions, if any. The Company's sole responsibility is to its Client and this document does not exonerate parties to a transaction from exercising all their rights and obligations under the transaction documents. This document cannot be reproduced except in full, without prior written approval of the Company. Any unauthorized alteration, forgery or falsification of the content or appearance of this document is unlawful and offenders may be prosecuted to the fullest extent of the law.

FDD Band 7									
BW(MHz)	Modulation	RB Size	RB Offset	Frequency (MHz)	Channel	Conducted power (dBm)	Target Power + Max. Tolerance (dBm)	MPR Allowed per 3GPP(dB)	
15	QPSK	1 RB	0	2507.5	20825	16.71	17	0	
				2535	21100	16.91	17	0	
				2562.5	21375	16.98	17	0	
			36	2507.5	20825	16.54	17	0	
				2535	21100	16.83	17	0	
				2562.5	21375	16.71	17	0	
		74	2507.5	20825	16.72	17	0		
			2535	21100	16.96	17	0		
			2562.5	21375	16.74	17	0		
		36 RB	0	2507.5	20825	16.75	17	0	
				2535	21100	16.91	17	0	
				2562.5	21375	16.81	17	0	
			18	2507.5	20825	16.74	17	0	
				2535	21100	16.92	17	0	
				2562.5	21375	16.76	17	0	
			37	2507.5	20825	16.78	17	0	
				2535	21100	16.93	17	0	
				2562.5	21375	16.81	17	0	
			75RB	2507.5	20825	16.76	17	0	
				2535	21100	16.92	17	0	
				2562.5	21375	16.81	17	0	
		16-QAM	1 RB	0	2507.5	20825	16.87	17	0
					2535	21100	16.80	17	0
					2562.5	21375	16.91	17	0
	36			2507.5	20825	16.91	17	0	
				2535	21100	16.91	17	0	
				2562.5	21375	16.94	17	0	
	74			2507.5	20825	16.94	17	0	
				2535	21100	16.97	17	0	
				2562.5	21375	16.95	17	0	
	36 RB			0	2507.5	20825	16.90	17	0
					2535	21100	16.92	17	0
					2562.5	21375	16.92	17	0
			18	2507.5	20825	16.86	17	0	
				2535	21100	16.94	17	0	
				2562.5	21375	16.88	17	0	
			37	2507.5	20825	16.88	17	0	
				2535	21100	16.96	17	0	
				2562.5	21375	16.82	17	0	
			75RB	2507.5	20825	16.76	17	0	
				2535	21100	16.93	17	0	
				2562.5	21375	16.84	17	0	

Unless otherwise stated the results shown in this test report refer only to the sample(s) tested and such sample(s) are retained for 90 days only.

除非另有說明，此報告結果僅對測試之樣品負責，同時此樣品僅保留90天。本報告未經本公司書面許可，不可部份複製。

This document is issued by the Company subject to its General Conditions of Service printed overleaf, available on request or accessible at www.sgs.com/terms_and_conditions.htm and for electronic format documents, subject to Terms and Conditions for Electronic Documents at www.sgs.com/terms_e-document.htm. Attention is drawn to the limitation of liability, indemnification and jurisdiction issues defined therein. Any holder of this document is advised that information contained hereon reflects the Company's findings at the time of its intervention only and within the limits of Client's instructions, if any. The Company's sole responsibility is to its Client and this document does not exonerate parties to a transaction from exercising all their rights and obligations under the transaction documents. This document cannot be reproduced except in full, without prior written approval of the Company. Any unauthorized alteration, forgery or falsification of the content or appearance of this document is unlawful and offenders may be prosecuted to the fullest extent of the law.

FDD Band 7									
BW(MHz)	Modulation	RB Size	RB Offset	Frequency (MHz)	Channel	Conducted power (dBm)	Target Power + Max. Tolerance (dBm)	MPR Allowed per 3GPP(dB)	
10	QPSK	1 RB	0	2505	20800	16.83	17	0	
				2535	21100	16.85	17	0	
				2565	21400	16.76	17	0	
			25	2505	20800	16.67	17	0	
				2535	21100	16.72	17	0	
				2565	21400	16.70	17	0	
		49	2505	20800	16.75	17	0		
			2535	21100	16.93	17	0		
			2565	21400	16.86	17	0		
		25 RB	0	2505	20800	16.81	17	0	
				2535	21100	16.95	17	0	
				2565	21400	16.77	17	0	
			12	2505	20800	16.77	17	0	
				2535	21100	16.94	17	0	
				2565	21400	16.76	17	0	
			25	2505	20800	16.82	17	0	
				2535	21100	16.90	17	0	
				2565	21400	16.79	17	0	
		50RB	2505	20800	16.77	17	0		
			2535	21100	16.93	17	0		
			2565	21400	16.72	17	0		
		16-QAM	1 RB	0	2505	20800	16.95	17	0
					2535	21100	16.67	17	0
					2565	21400	16.36	17	0
	25			2505	20800	16.88	17	0	
				2535	21100	16.88	17	0	
				2565	21400	16.94	17	0	
	49			2505	20800	16.94	17	0	
				2535	21100	16.87	17	0	
				2565	21400	16.91	17	0	
	25 RB		0	2505	20800	16.80	17	0	
				2535	21100	16.95	17	0	
				2565	21400	16.81	17	0	
			12	2505	20800	16.87	17	0	
				2535	21100	16.95	17	0	
				2565	21400	16.82	17	0	
			25	2505	20800	16.86	17	0	
				2535	21100	16.97	17	0	
				2565	21400	16.83	17	0	
	50RB		2505	20800	16.78	17	0		
			2535	21100	16.93	17	0		
			2565	21400	16.82	17	0		

Unless otherwise stated the results shown in this test report refer only to the sample(s) tested and such sample(s) are retained for 90 days only.

除非另有說明，此報告結果僅對測試之樣品負責，同時此樣品僅保留90天。本報告未經本公司書面許可，不可部份複製。

This document is issued by the Company subject to its General Conditions of Service printed overleaf, available on request or accessible at www.sgs.com/terms_and_conditions.htm and for electronic format documents, subject to Terms and Conditions for Electronic Documents at www.sgs.com/terms_e-document.htm. Attention is drawn to the limitation of liability, indemnification and jurisdiction issues defined therein. Any holder of this document is advised that information contained hereon reflects the Company's findings at the time of its intervention only and within the limits of Client's instructions, if any. The Company's sole responsibility is to its Client and this document does not exonerate parties to a transaction from exercising all their rights and obligations under the transaction documents. This document cannot be reproduced except in full, without prior written approval of the Company. Any unauthorized alteration, forgery or falsification of the content or appearance of this document is unlawful and offenders may be prosecuted to the fullest extent of the law.

FDD Band 7									
BW(MHz)	Modulation	RB Size	RB Offset	Frequency (MHz)	Channel	Conducted power (dBm)	Target Power + Max. Tolerance (dBm)	MPR Allowed per 3GPP(dB)	
5	QPSK	1 RB	0	2502.5	20775	16.68	17	0	
				2535	21100	16.89	17	0	
				2567.5	21425	16.65	17	0	
			12	2502.5	20775	16.74	17	0	
				2535	21100	16.89	17	0	
				2567.5	21425	16.64	17	0	
		24	2502.5	20775	16.76	17	0		
			2535	21100	16.76	17	0		
			2567.5	21425	16.77	17	0		
		12 RB	0	2502.5	20775	16.73	17	0	
				2535	21100	16.82	17	0	
			6	2502.5	20775	16.70	17	0	
				2535	21100	16.88	17	0	
			13	2567.5	21425	16.70	17	0	
				2502.5	20775	16.69	17	0	
		25RB	2535	21100	16.81	17	0		
			2567.5	21425	16.70	17	0		
			2502.5	20775	16.71	17	0		
		16-QAM	1 RB	0	2502.5	20775	16.92	17	0
					2535	21100	16.74	17	0
					2567.5	21425	16.29	17	0
				12	2502.5	20775	16.83	17	0
					2535	21100	16.92	17	0
					2567.5	21425	16.87	17	0
	24			2502.5	20775	16.34	17	0	
				2535	21100	16.93	17	0	
				2567.5	21425	16.83	17	0	
	12 RB			0	2502.5	20775	16.70	17	0
					2535	21100	16.90	17	0
				6	2567.5	21425	16.85	17	0
			2502.5		20775	16.73	17	0	
			13	2535	21100	16.89	17	0	
				2567.5	21425	16.73	17	0	
	25RB		2502.5	20775	16.73	17	0		
			2535	21100	16.84	17	0		
			2567.5	21425	16.84	17	0		
			2502.5	20775	16.84	17	0		
			2535	21100	16.94	17	0		
			2567.5	21425	16.75	17	0		
	25RB		2502.5	20775	16.76	17	0		
			2535	21100	16.91	17	0		
			2567.5	21425	16.72	17	0		
		2502.5	20775	16.76	17	0			
		2535	21100	16.91	17	0			
		2567.5	21425	16.72	17	0			

Unless otherwise stated the results shown in this test report refer only to the sample(s) tested and such sample(s) are retained for 90 days only.

除非另有說明，此報告結果僅對測試之樣品負責，同時此樣品僅保留90天。本報告未經本公司書面許可，不可部份複製。

This document is issued by the Company subject to its General Conditions of Service printed overleaf, available on request or accessible at www.sgs.com/terms_and_conditions.htm and for electronic format documents, subject to Terms and Conditions for Electronic Documents at www.sgs.com/terms_e-document.htm. Attention is drawn to the limitation of liability, indemnification and jurisdiction issues defined therein. Any holder of this document is advised that information contained hereon reflects the Company's findings at the time of its intervention only and within the limits of Client's instructions, if any. The Company's sole responsibility is to its Client and this document does not exonerate parties to a transaction from exercising all their rights and obligations under the transaction documents. This document cannot be reproduced except in full, without prior written approval of the Company. Any unauthorized alteration, forgery or falsification of the content or appearance of this document is unlawful and offenders may be prosecuted to the fullest extent of the law.

FDD Band 12									
BW(Mhz)	Modulation	RB Size	RB Offset	Frequency (MHz)	Channel	Conducted power (dBm)	Target Power + Max. Tolerance (dBm)	MPR Allowed per 3GPP(dB)	
10	QPSK	1 RB	0	704	23060	20.88	21	0	
				707.5	23095	20.79	21	0	
				711	23130	20.91	21	0	
			25	704	23060	20.89	21	0	
				707.5	23095	20.96	21	0	
				711	23130	20.94	21	0	
		49	704	23060	20.87	21	0		
			707.5	23095	20.75	21	0		
			711	23130	20.95	21	0		
		25 RB	0	704	23060	20.62	21	0	
				707.5	23095	20.61	21	0	
				711	23130	20.45	21	0	
			12	704	23060	20.76	21	0	
				707.5	23095	20.48	21	0	
				711	23130	20.43	21	0	
			25	704	23060	20.57	21	0	
				707.5	23095	20.54	21	0	
				711	23130	20.36	21	0	
			50RB	704	23060	20.82	21	0	
				707.5	23095	20.69	21	0	
				711	23130	20.62	21	0	
		16-QAM	1 RB	0	704	23060	20.41	21	0
					707.5	23095	20.43	21	0
					711	23130	20.32	21	0
	25			704	23060	20.48	21	0	
				707.5	23095	20.45	21	0	
				711	23130	20.36	21	0	
	49			704	23060	20.42	21	0	
				707.5	23095	20.43	21	0	
				711	23130	20.50	21	0	
	25 RB			0	704	23060	20.49	21	0
					707.5	23095	20.46	21	0
					711	23130	20.49	21	0
			12	704	23060	20.41	21	0	
				707.5	23095	20.45	21	0	
				711	23130	20.36	21	0	
			25	704	23060	20.50	21	0	
				707.5	23095	20.43	21	0	
				711	23130	20.36	21	0	
			50RB	704	23060	20.45	21	0	
				707.5	23095	20.49	21	0	
				711	23130	20.50	21	0	

Unless otherwise stated the results shown in this test report refer only to the sample(s) tested and such sample(s) are retained for 90 days only.

除非另有說明，此報告結果僅對測試之樣品負責，同時此樣品僅保留90天。本報告未經本公司書面許可，不可部份複製。

This document is issued by the Company subject to its General Conditions of Service printed overleaf, available on request or accessible at www.sgs.com/terms_and_conditions.htm and for electronic format documents, subject to Terms and Conditions for Electronic Documents at www.sgs.com/terms_e-document.htm. Attention is drawn to the limitation of liability, indemnification and jurisdiction issues defined therein. Any holder of this document is advised that information contained hereon reflects the Company's findings at the time of its intervention only and within the limits of Client's instructions, if any. The Company's sole responsibility is to its Client and this document does not exonerate parties to a transaction from exercising all their rights and obligations under the transaction documents. This document cannot be reproduced except in full, without prior written approval of the Company. Any unauthorized alteration, forgery or falsification of the content or appearance of this document is unlawful and offenders may be prosecuted to the fullest extent of the law.

FDD Band 12									
BW(Mhz)	Modulation	RB Size	RB Offset	Frequency (MHz)	Channel	Conducted power (dBm)	Target Power + Max. Tolerance (dBm)	MPR Allowed per 3GPP(dB)	
5	QPSK	1 RB	0	701.5	23035	20.89	21	0	
				707.5	23095	20.48	21	0	
				713.5	23155	20.58	21	0	
			12	701.5	23035	20.60	21	0	
				707.5	23095	20.57	21	0	
				713.5	23155	20.44	21	0	
		24	701.5	23035	20.92	21	0		
			707.5	23095	20.87	21	0		
			713.5	23155	20.56	21	0		
		12 RB	0	701.5	23035	20.41	21	0	
				707.5	23095	20.51	21	0	
				713.5	23155	20.23	21	0	
			6	701.5	23035	20.52	21	0	
				707.5	23095	20.40	21	0	
				713.5	23155	20.20	21	0	
		13	701.5	23035	20.42	21	0		
			707.5	23095	20.35	21	0		
			713.5	23155	20.20	21	0		
		25RB	701.5	23035	20.39	21	0		
			707.5	23095	20.21	21	0		
			713.5	23155	20.08	21	0		
		16-QAM	1 RB	0	701.5	23035	20.38	21	0
					707.5	23095	20.28	21	0
					713.5	23155	20.23	21	0
	12			701.5	23035	20.36	21	0	
				707.5	23095	20.31	21	0	
				713.5	23155	20.11	21	0	
	24		701.5	23035	20.35	21	0		
			707.5	23095	20.21	21	0		
			713.5	23155	20.38	21	0		
	12 RB		0	701.5	23035	20.37	21	0	
				707.5	23095	20.37	21	0	
				713.5	23155	20.20	21	0	
			6	701.5	23035	20.33	21	0	
				707.5	23095	20.25	21	0	
				713.5	23155	20.12	21	0	
	13		701.5	23035	20.37	21	0		
			707.5	23095	20.43	21	0		
			713.5	23155	20.30	21	0		
	25RB		701.5	23035	20.33	21	0		
			707.5	23095	20.25	21	0		
			713.5	23155	20.31	21	0		

Unless otherwise stated the results shown in this test report refer only to the sample(s) tested and such sample(s) are retained for 90 days only.

除非另有說明，此報告結果僅對測試之樣品負責，同時此樣品僅保留90天。本報告未經本公司書面許可，不可部份複製。

This document is issued by the Company subject to its General Conditions of Service printed overleaf, available on request or accessible at www.sgs.com/terms_and_conditions.htm and for electronic format documents, subject to Terms and Conditions for Electronic Documents at www.sgs.com/terms_e-document.htm. Attention is drawn to the limitation of liability, indemnification and jurisdiction issues defined therein. Any holder of this document is advised that information contained hereon reflects the Company's findings at the time of its intervention only and within the limits of Client's instructions, if any. The Company's sole responsibility is to its Client and this document does not exonerate parties to a transaction from exercising all their rights and obligations under the transaction documents. This document cannot be reproduced except in full, without prior written approval of the Company. Any unauthorized alteration, forgery or falsification of the content or appearance of this document is unlawful and offenders may be prosecuted to the fullest extent of the law.

FDD Band 12									
BW(Mhz)	Modulation	RB Size	RB Offset	Frequency (MHz)	Channel	Conducted power (dBm)	Target Power + Max. Tolerance (dBm)	MPR Allowed per 3GPP(dB)	
3	QPSK	1 RB	0	700.5	23025	20.61	21	0	
				707.5	23095	20.69	21	0	
				714.5	23165	20.49	21	0	
			7	700.5	23025	20.59	21	0	
				707.5	23095	20.75	21	0	
				714.5	23165	20.65	21	0	
		14	700.5	23025	20.70	21	0		
			707.5	23095	20.63	21	0		
			714.5	23165	20.90	21	0		
		8 RB	0	700.5	23025	20.30	21	0	
				707.5	23095	20.42	21	0	
				714.5	23165	20.29	21	0	
			4	700.5	23025	20.51	21	0	
				707.5	23095	20.47	21	0	
				714.5	23165	20.41	21	0	
		7	700.5	23025	20.43	21	0		
			707.5	23095	20.34	21	0		
			714.5	23165	20.46	21	0		
		15RB	700.5	23025	20.32	21	0		
			707.5	23095	20.43	21	0		
			714.5	23165	20.42	21	0		
		16-QAM	1 RB	0	700.5	23025	20.42	21	0
					707.5	23095	20.41	21	0
					714.5	23165	20.20	21	0
	7			700.5	23025	20.41	21	0	
				707.5	23095	20.51	21	0	
				714.5	23165	20.21	21	0	
	14		700.5	23025	20.56	21	0		
			707.5	23095	20.33	21	0		
			714.5	23165	20.39	21	0		
	8 RB		0	700.5	23025	20.35	21	0	
				707.5	23095	20.42	21	0	
				714.5	23165	20.27	21	0	
			4	700.5	23025	20.41	21	0	
				707.5	23095	20.39	21	0	
				714.5	23165	20.44	21	0	
	7		700.5	23025	20.47	21	0		
			707.5	23095	20.43	21	0		
			714.5	23165	20.39	21	0		
	15RB		700.5	23025	20.49	21	0		
			707.5	23095	20.39	21	0		
			714.5	23165	20.12	21	0		

Unless otherwise stated the results shown in this test report refer only to the sample(s) tested and such sample(s) are retained for 90 days only.

除非另有說明，此報告結果僅對測試之樣品負責，同時此樣品僅保留90天。本報告未經本公司書面許可，不可部份複製。

This document is issued by the Company subject to its General Conditions of Service printed overleaf, available on request or accessible at www.sgs.com/terms_and_conditions.htm and for electronic format documents, subject to Terms and Conditions for Electronic Documents at www.sgs.com/terms_e-document.htm. Attention is drawn to the limitation of liability, indemnification and jurisdiction issues defined therein. Any holder of this document is advised that information contained hereon reflects the Company's findings at the time of its intervention only and within the limits of Client's instructions, if any. The Company's sole responsibility is to its Client and this document does not exonerate parties to a transaction from exercising all their rights and obligations under the transaction documents. This document cannot be reproduced except in full, without prior written approval of the Company. Any unauthorized alteration, forgery or falsification of the content or appearance of this document is unlawful and offenders may be prosecuted to the fullest extent of the law.

FDD Band 12									
BW(MHz)	Modulation	RB Size	RB Offset	Frequency (MHz)	Channel	Conducted power (dBm)	Target Power + Max. Tolerance (dBm)	MPR Allowed per 3GPP(dB)	
1.4	QPSK	1 RB	0	699.7	23017	20.65	21	0	
				707.5	23095	20.46	21	0	
				715.3	23173	20.53	21	0	
			2	699.7	23017	20.76	21	0	
				707.5	23095	20.48	21	0	
				715.3	23173	20.39	21	0	
		5	699.7	23017	20.52	21	0		
			707.5	23095	20.71	21	0		
			715.3	23173	20.59	21	0		
		3 RB	0	699.7	23017	20.26	21	0	
				707.5	23095	20.43	21	0	
				715.3	23173	20.48	21	0	
			2	699.7	23017	20.42	21	0	
				707.5	23095	20.41	21	0	
				715.3	23173	20.30	21	0	
			3	699.7	23017	20.41	21	0	
				707.5	23095	20.44	21	0	
				715.3	23173	20.80	21	0	
		6RB	699.7	23017	20.34	21	0		
			707.5	23095	20.48	21	0		
			715.3	23173	20.51	21	0		
		16-QAM	1 RB	0	699.7	23017	20.34	21	0
					707.5	23095	20.32	21	0
					715.3	23173	20.19	21	0
	2			699.7	23017	20.38	21	0	
				707.5	23095	20.27	21	0	
				715.3	23173	20.19	21	0	
	5			699.7	23017	20.38	21	0	
				707.5	23095	20.32	21	0	
				715.3	23173	20.33	21	0	
	3 RB			0	699.7	23017	20.27	21	0
					707.5	23095	20.33	21	0
					715.3	23173	20.22	21	0
			2	699.7	23017	20.26	21	0	
				707.5	23095	20.34	21	0	
				715.3	23173	20.32	21	0	
			3	699.7	23017	20.32	21	0	
				707.5	23095	20.29	21	0	
				715.3	23173	20.33	21	0	
	6RB		699.7	23017	20.38	21	0		
			707.5	23095	20.32	21	0		
			715.3	23173	20.46	21	0		

Unless otherwise stated the results shown in this test report refer only to the sample(s) tested and such sample(s) are retained for 90 days only.

除非另有說明，此報告結果僅對測試之樣品負責，同時此樣品僅保留90天。本報告未經本公司書面許可，不可部份複製。

This document is issued by the Company subject to its General Conditions of Service printed overleaf, available on request or accessible at www.sgs.com/terms_and_conditions.htm and for electronic format documents, subject to Terms and Conditions for Electronic Documents at www.sgs.com/terms_e-document.htm. Attention is drawn to the limitation of liability, indemnification and jurisdiction issues defined therein. Any holder of this document is advised that information contained hereon reflects the Company's findings at the time of its intervention only and within the limits of Client's instructions, if any. The Company's sole responsibility is to its Client and this document does not exonerate parties to a transaction from exercising all their rights and obligations under the transaction documents. This document cannot be reproduced except in full, without prior written approval of the Company. Any unauthorized alteration, forgery or falsification of the content or appearance of this document is unlawful and offenders may be prosecuted to the fullest extent of the law.

FDD Band 13									
BW(Mhz)	Modulation	RB Size	RB Offset	Frequency (MHz)	Channel	Conducted power (dBm)	Target Power + Max. Tolerance (dBm)	MPR Allowed per 3GPP(dB)	
10	QPSK	1 RB	0	782	23230	22.11	22.5	0	
			25	782	23230	22.32	22.5	0	
			49	782	23230	22.06	22.5	0	
		25 RB	0	782	23230	21.41	21.5	0-1	
			12	782	23230	21.23	21.5	0-1	
			25	782	23230	21.31	21.5	0-1	
	50RB			782	23230	21.29	21.5	0-1	
	16-QAM	1 RB	0	782	23230	21.45	21.5	0-1	
			25	782	23230	20.99	21.5	0-1	
			49	782	23230	21.06	21.5	0-1	
		25 RB	0	782	23230	20.29	20.5	0-2	
			12	782	23230	20.10	20.5	0-2	
			25	782	23230	20.06	20.5	0-2	
		50RB			782	23230	20.12	20.5	0-2

Unless otherwise stated the results shown in this test report refer only to the sample(s) tested and such sample(s) are retained for 90 days only.

除非另有說明，此報告結果僅對測試之樣品負責，同時此樣品僅保留90天。本報告未經本公司書面許可，不可部份複製。

This document is issued by the Company subject to its General Conditions of Service printed overleaf, available on request or accessible at www.sgs.com/terms_and_conditions.htm and for electronic format documents, subject to Terms and Conditions for Electronic Documents at www.sgs.com/terms_e-document.htm. Attention is drawn to the limitation of liability, indemnification and jurisdiction issues defined therein. Any holder of this document is advised that information contained hereon reflects the Company's findings at the time of its intervention only and within the limits of Client's instructions, if any. The Company's sole responsibility is to its Client and this document does not exonerate parties to a transaction from exercising all their rights and obligations under the transaction documents. This document cannot be reproduced except in full, without prior written approval of the Company. Any unauthorized alteration, forgery or falsification of the content or appearance of this document is unlawful and offenders may be prosecuted to the fullest extent of the law.

FDD Band 13									
BW(Mhz)	Modulation	RB Size	RB Offset	Frequency (MHz)	Channel	Conducted power (dBm)	Target Power + Max. Tolerance (dBm)	MPR Allowed per 3GPP(dB)	
5	QPSK	1 RB	0	779.5	23205	22.14	22.5	0	
				782	23230	22.11	22.5	0	
				784.5	23255	22.01	22.5	0	
			12	779.5	23205	22.17	22.5	0	
				782	23230	22.12	22.5	0	
				784.5	23255	22.11	22.5	0	
		24	779.5	23205	22.09	22.5	0		
			782	23230	22.03	22.5	0		
			784.5	23255	22.18	22.5	0		
		12 RB	0	779.5	23205	21.21	21.5	0-1	
				782	23230	21.12	21.5	0-1	
				784.5	23255	21.08	21.5	0-1	
			6	779.5	23205	21.24	21.5	0-1	
				782	23230	21.06	21.5	0-1	
				784.5	23255	20.94	21.5	0-1	
			13	779.5	23205	21.19	21.5	0-1	
				782	23230	21.08	21.5	0-1	
				784.5	23255	21.12	21.5	0-1	
		25RB	779.5	23205	21.25	21.5	0-1		
			782	23230	21.02	21.5	0-1		
			784.5	23255	21.08	21.5	0-1		
		16-QAM	1 RB	0	779.5	23205	20.90	21.5	0-1
					782	23230	21.45	21.5	0-1
					784.5	23255	21.50	21.5	0-1
	12			779.5	23205	21.33	21.5	0-1	
				782	23230	21.43	21.5	0-1	
				784.5	23255	21.43	21.5	0-1	
	24		779.5	23205	21.48	21.5	0-1		
			782	23230	21.25	21.5	0-1		
			784.5	23255	20.91	21.5	0-1		
	12 RB		0	779.5	23205	20.28	20.5	0-2	
				782	23230	20.09	20.5	0-2	
				784.5	23255	20.09	20.5	0-2	
			6	779.5	23205	20.27	20.5	0-2	
				782	23230	20.06	20.5	0-2	
				784.5	23255	20.12	20.5	0-2	
			13	779.5	23205	20.23	20.5	0-2	
				782	23230	20.14	20.5	0-2	
				784.5	23255	20.11	20.5	0-2	
	25RB		779.5	23205	20.34	20.5	0-2		
			782	23230	20.03	20.5	0-2		
			784.5	23255	20.05	20.5	0-2		

Unless otherwise stated the results shown in this test report refer only to the sample(s) tested and such sample(s) are retained for 90 days only.

除非另有說明，此報告結果僅對測試之樣品負責，同時此樣品僅保留90天。本報告未經本公司書面許可，不可部份複製。

This document is issued by the Company subject to its General Conditions of Service printed overleaf, available on request or accessible at www.sgs.com/terms_and_conditions.htm and for electronic format documents, subject to Terms and Conditions for Electronic Documents at www.sgs.com/terms_e-document.htm. Attention is drawn to the limitation of liability, indemnification and jurisdiction issues defined therein. Any holder of this document is advised that information contained hereon reflects the Company's findings at the time of its intervention only and within the limits of Client's instructions, if any. The Company's sole responsibility is to its Client and this document does not exonerate parties to a transaction from exercising all their rights and obligations under the transaction documents. This document cannot be reproduced except in full, without prior written approval of the Company. Any unauthorized alteration, forgery or falsification of the content or appearance of this document is unlawful and offenders may be prosecuted to the fullest extent of the law.

FDD Band 17										
BW(Mhz)	Modulation	RB Size	RB Offset	Frequency (MHz)	Channel	Conducted power (dBm)	Target Power + Max. Tolerance (dBm)	MPR Allowed per 3GPP(dB)		
10	QPSK	1 RB	0	709	23780	20.99	21	0		
				710	23790	20.88	21	0		
				711	23800	20.49	21	0		
			25	709	23780	20.98	21	0		
				710	23790	20.92	21	0		
				711	23800	20.96	21	0		
		49	709	23780	20.67	21	0			
			710	23790	20.77	21	0			
			711	23800	20.70	21	0			
		25 RB	0	709	23780	20.73	21	0	0-1	
				710	23790	20.76	21	0	0-1	
				711	23800	20.82	21	0	0-1	
			12	709	23780	20.91	21	0	0-1	
				710	23790	20.78	21	0	0-1	
				711	23800	20.80	21	0	0-1	
			25	709	23780	20.77	21	0	0-1	
				710	23790	20.75	21	0	0-1	
				711	23800	20.56	21	0	0-1	
			50RB	709	23780	20.89	21	0	0-1	
				710	23790	20.84	21	0	0-1	
				711	23800	20.82	21	0	0-1	
		16-QAM	1 RB	0	709	23780	20.56	21	0	0-1
					710	23790	20.66	21	0	0-1
					711	23800	20.51	21	0	0-1
	25			709	23780	20.73	21	0	0-1	
				710	23790	20.48	21	0	0-1	
				711	23800	20.62	21	0	0-1	
	49			709	23780	20.65	21	0	0-1	
				710	23790	20.61	21	0	0-1	
				711	23800	20.65	21	0	0-1	
	25 RB			0	709	23780	20.66	21	0	0-2
					710	23790	20.58	21	0	0-2
					711	23800	20.60	21	0	0-2
			12	709	23780	20.62	21	0	0-2	
				710	23790	20.57	21	0	0-2	
				711	23800	20.41	21	0	0-2	
			25	709	23780	20.63	21	0	0-2	
				710	23790	20.55	21	0	0-2	
				711	23800	20.50	21	0	0-2	
	50RB		709	23780	20.66	21	0	0-2		
			710	23790	20.63	21	0	0-2		
			711	23800	20.53	21	0	0-2		

Unless otherwise stated the results shown in this test report refer only to the sample(s) tested and such sample(s) are retained for 90 days only.

除非另有說明，此報告結果僅對測試之樣品負責，同時此樣品僅保留90天。本報告未經本公司書面許可，不可部份複製。

This document is issued by the Company subject to its General Conditions of Service printed overleaf, available on request or accessible at www.sgs.com/terms_and_conditions.htm and for electronic format documents, subject to Terms and Conditions for Electronic Documents at www.sgs.com/terms_e-document.htm. Attention is drawn to the limitation of liability, indemnification and jurisdiction issues defined therein. Any holder of this document is advised that information contained hereon reflects the Company's findings at the time of its intervention only and within the limits of Client's instructions, if any. The Company's sole responsibility is to its Client and this document does not exonerate parties to a transaction from exercising all their rights and obligations under the transaction documents. This document cannot be reproduced except in full, without prior written approval of the Company. Any unauthorized alteration, forgery or falsification of the content or appearance of this document is unlawful and offenders may be prosecuted to the fullest extent of the law.

FDD Band 17									
BW(Mhz)	Modulation	RB Size	RB Offset	Frequency (MHz)	Channel	Conducted power (dBm)	Target Power + Max. Tolerance (dBm)	MPR Allowed per 3GPP(dB)	
5	QPSK	1 RB	0	706.5	23755	20.90	21	0	
				710	23790	20.82	21	0	
				713.5	23825	20.93	21	0	
			12	706.5	23755	20.90	21	0	
				710	23790	20.94	21	0	
				713.5	23825	20.82	21	0	
		24	706.5	23755	20.93	21	0		
			710	23790	20.88	21	0		
			713.5	23825	20.95	21	0		
		12 RB	0	706.5	23755	20.83	21	0-1	
				710	23790	20.77	21	0-1	
				713.5	23825	20.60	21	0-1	
			6	706.5	23755	20.86	21	0-1	
				710	23790	20.67	21	0-1	
				713.5	23825	20.56	21	0-1	
			13	706.5	23755	20.88	21	0-1	
				710	23790	20.80	21	0-1	
				713.5	23825	20.71	21	0-1	
		25RB	706.5	23755	20.70	21	0-1		
			710	23790	20.75	21	0-1		
			713.5	23825	20.65	21	0-1		
		16-QAM	1 RB	0	706.5	23755	20.70	21	0-1
					710	23790	20.76	21	0-1
					713.5	23825	20.66	21	0-1
	12			706.5	23755	20.69	21	0-1	
				710	23790	20.67	21	0-1	
				713.5	23825	20.51	21	0-1	
	24			706.5	23755	20.78	21	0-1	
				710	23790	20.64	21	0-1	
				713.5	23825	20.78	21	0-1	
	12 RB			0	706.5	23755	20.65	21	0-2
					710	23790	20.81	21	0-2
					713.5	23825	20.64	21	0-2
			6	706.5	23755	20.67	21	0-2	
				710	23790	20.65	21	0-2	
				713.5	23825	20.58	21	0-2	
			13	706.5	23755	20.81	21	0-2	
				710	23790	20.63	21	0-2	
				713.5	23825	20.71	21	0-2	
	25RB		706.5	23755	20.79	21	0-2		
			710	23790	20.58	21	0-2		
			713.5	23825	20.44	21	0-2		

Unless otherwise stated the results shown in this test report refer only to the sample(s) tested and such sample(s) are retained for 90 days only.

除非另有說明，此報告結果僅對測試之樣品負責，同時此樣品僅保留90天。本報告未經本公司書面許可，不可部份複製。

This document is issued by the Company subject to its General Conditions of Service printed overleaf, available on request or accessible at www.sgs.com/terms_and_conditions.htm and for electronic format documents, subject to Terms and Conditions for Electronic Documents at www.sgs.com/terms_e-document.htm. Attention is drawn to the limitation of liability, indemnification and jurisdiction issues defined therein. Any holder of this document is advised that information contained hereon reflects the Company's findings at the time of its intervention only and within the limits of Client's instructions, if any. The Company's sole responsibility is to its Client and this document does not exonerate parties to a transaction from exercising all their rights and obligations under the transaction documents. This document cannot be reproduced except in full, without prior written approval of the Company. Any unauthorized alteration, forgery or falsification of the content or appearance of this document is unlawful and offenders may be prosecuted to the fullest extent of the law.

FDD Band 26									
BW(Mhz)	Modulation	RB Size	RB Offset	Frequency (MHz)	Channel	Conducted power (dBm)	Target Power + Max. Tolerance (dBm)	MPR Allowed per 3GPP(dB)	
15	QPSK	1 RB	0	822.5	26825	22.14	22.5	0	
				831.5	26865	22.03	22.5	0	
				841.5	26965	22.12	22.5	0	
			36	822.5	26825	22.11	22.5	0	
				831.5	26865	22.1	22.5	0	
				841.5	26965	22.15	22.5	0	
		74	822.5	26825	22.23	22.5	0		
			831.5	26865	22.15	22.5	0		
			841.5	26965	22.46	22.5	0		
		36 RB	0	822.5	26825	21.35	21.5	0-1	
				831.5	26865	21.39	21.5	0-1	
				841.5	26965	21.36	21.5	0-1	
			18	822.5	26825	21.42	21.5	0-1	
				831.5	26865	21.41	21.5	0-1	
				841.5	26965	21.43	21.5	0-1	
			37	822.5	26825	21.38	21.5	0-1	
				831.5	26865	21.4	21.5	0-1	
				841.5	26965	21.49	21.5	0-1	
			75RB	822.5	26825	21.34	21.5	0-1	
				831.5	26865	21.42	21.5	0-1	
				841.5	26965	21.48	21.5	0-1	
		16-QAM	1 RB	0	822.5	26825	21.18	21.5	0-1
					831.5	26865	21.31	21.5	0-1
					841.5	26965	21.49	21.5	0-1
	36			822.5	26825	21.33	21.5	0-1	
				831.5	26865	21.04	21.5	0-1	
				841.5	26965	21.2	21.5	0-1	
	74			822.5	26825	21.12	21.5	0-1	
				831.5	26865	21.38	21.5	0-1	
				841.5	26965	21.44	21.5	0-1	
	36 RB			0	822.5	26825	20.15	20.5	0-2
					831.5	26865	20.18	20.5	0-2
					841.5	26965	20.33	20.5	0-2
			18	822.5	26825	20.27	20.5	0-2	
				831.5	26865	20.31	20.5	0-2	
				841.5	26965	20.36	20.5	0-2	
			37	822.5	26825	20.16	20.5	0-2	
				831.5	26865	20.21	20.5	0-2	
				841.5	26965	20.29	20.5	0-2	
	75RB		822.5	26825	20.39	20.5	0-2		
			831.5	26865	20.45	20.5	0-2		
			841.5	26965	20.47	20.5	0-2		

Unless otherwise stated the results shown in this test report refer only to the sample(s) tested and such sample(s) are retained for 90 days only.

除非另有說明，此報告結果僅對測試之樣品負責，同時此樣品僅保留90天。本報告未經本公司書面許可，不可部份複製。

This document is issued by the Company subject to its General Conditions of Service printed overleaf, available on request or accessible at www.sgs.com/terms_and_conditions.htm and for electronic format documents, subject to Terms and Conditions for Electronic Documents at www.sgs.com/terms_e-document.htm. Attention is drawn to the limitation of liability, indemnification and jurisdiction issues defined therein. Any holder of this document is advised that information contained hereon reflects the Company's findings at the time of its intervention only and within the limits of Client's instructions, if any. The Company's sole responsibility is to its Client and this document does not exonerate parties to a transaction from exercising all their rights and obligations under the transaction documents. This document cannot be reproduced except in full, without prior written approval of the Company. Any unauthorized alteration, forgery or falsification of the content or appearance of this document is unlawful and offenders may be prosecuted to the fullest extent of the law.

FDD Band 26									
BW(Mhz)	Modulation	RB Size	RB Offset	Frequency (MHz)	Channel	Conducted power (dBm)	Target Power + Max. Tolerance (dBm)	MPR Allowed per 3GPP(dB)	
10	QPSK	1 RB	0	820	26800	22.00	22.5	0	
				831.5	26865	21.88	22.5	0	
				844	26990	22.12	22.5	0	
			25	820	26800	21.96	22.5	0	
				831.5	26865	21.92	22.5	0	
				844	26990	22.08	22.5	0	
			49	820	26800	22.21	22.5	0	
				831.5	26865	22.01	22.5	0	
				844	26990	22.28	22.5	0	
		25 RB	0	820	26800	21.31	21.5	0-1	
				831.5	26865	21.21	21.5	0-1	
				844	26990	21.34	21.5	0-1	
			12	820	26800	21.41	21.5	0-1	
				831.5	26865	21.35	21.5	0-1	
				844	26990	21.36	21.5	0-1	
			25	820	26800	21.21	21.5	0-1	
				831.5	26865	21.31	21.5	0-1	
				844	26990	21.47	21.5	0-1	
		50RB	820	26800	21.18	21.5	0-1		
			831.5	26865	21.27	21.5	0-1		
			844	26990	21.32	21.5	0-1		
		16-QAM	1 RB	0	820	26800	20.99	21.5	0-1
					831.5	26865	21.14	21.5	0-1
					844	26990	21.37	21.5	0-1
	25			820	26800	21.32	21.5	0-1	
				831.5	26865	20.91	21.5	0-1	
				844	26990	21.01	21.5	0-1	
	49			820	26800	20.99	21.5	0-1	
				831.5	26865	21.29	21.5	0-1	
				844	26990	21.33	21.5	0-1	
	25 RB			0	820	26800	20.04	20.5	0-2
					831.5	26865	19.99	20.5	0-2
					844	26990	20.14	20.5	0-2
			12	820	26800	20.23	20.5	0-2	
				831.5	26865	20.12	20.5	0-2	
				844	26990	20.26	20.5	0-2	
			25	820	26800	19.98	20.5	0-2	
				831.5	26865	20.09	20.5	0-2	
				844	26990	20.11	20.5	0-2	
			50RB	820	26800	20.22	20.5	0-2	
				831.5	26865	20.33	20.5	0-2	
				844	26990	20.42	20.5	0-2	

Unless otherwise stated the results shown in this test report refer only to the sample(s) tested and such sample(s) are retained for 90 days only.

除非另有說明，此報告結果僅對測試之樣品負責，同時此樣品僅保留90天。本報告未經本公司書面許可，不可部份複製。

This document is issued by the Company subject to its General Conditions of Service printed overleaf, available on request or accessible at www.sgs.com/terms_and_conditions.htm and for electronic format documents, subject to Terms and Conditions for Electronic Documents at www.sgs.com/terms_e-document.htm. Attention is drawn to the limitation of liability, indemnification and jurisdiction issues defined therein. Any holder of this document is advised that information contained hereon reflects the Company's findings at the time of its intervention only and within the limits of Client's instructions, if any. The Company's sole responsibility is to its Client and this document does not exonerate parties to a transaction from exercising all their rights and obligations under the transaction documents. This document cannot be reproduced except in full, without prior written approval of the Company. Any unauthorized alteration, forgery or falsification of the content or appearance of this document is unlawful and offenders may be prosecuted to the fullest extent of the law.

FDD Band 26										
BW(Mhz)	Modulation	RB Size	RB Offset	Frequency (MHz)	Channel	Conducted power (dBm)	Target Power + Max. Tolerance (dBm)	MPR Allowed per 3GPP(dB)		
5	QPSK	1 RB	0	816.5	26715	21.99	22.5	0		
				831.5	26865	21.98	22.5	0		
				846.5	27015	22.06	22.5	0		
			12	816.5	26715	22.07	22.5	0		
					831.5	26865	21.94	22.5	0	
					846.5	27015	22.12	22.5	0	
				24	816.5	26715	22.20	22.5	0	
						831.5	26865	22.08	22.5	0
						846.5	27015	22.27	22.5	0
		12 RB	0	816.5	26715	21.28	21.5	0-1		
					831.5	26865	21.23	21.5	0-1	
					846.5	27015	21.34	21.5	0-1	
			6	816.5	26715	21.39	21.5	0-1		
					831.5	26865	21.32	21.5	0-1	
					846.5	27015	21.42	21.5	0-1	
				13	816.5	26715	21.36	21.5	0-1	
						831.5	26865	21.21	21.5	0-1
						846.5	27015	21.45	21.5	0-1
		25RB	816.5	26715	21.19	21.5	0-1			
				831.5	26865	21.25	21.5	0-1		
				846.5	27015	21.41	21.5	0-1		
		16-QAM	1 RB	0	816.5	26715	21.15	21.5	0-1	
					831.5	26865	21.12	21.5	0-1	
					846.5	27015	21.36	21.5	0-1	
				12	816.5	26715	21.32	21.5	0-1	
						831.5	26865	20.90	21.5	0-1
						846.5	27015	21.07	21.5	0-1
	24				816.5	26715	21.00	21.5	0-1	
						831.5	26865	21.32	21.5	0-1
						846.5	27015	21.41	21.5	0-1
	12 RB		0	816.5	26715	20.09	20.5	0-2		
					831.5	26865	19.99	20.5	0-2	
					846.5	27015	20.28	20.5	0-2	
			6	816.5	26715	20.27	20.5	0-2		
					831.5	26865	20.15	20.5	0-2	
					846.5	27015	20.33	20.5	0-2	
				13	816.5	26715	20.08	20.5	0-2	
						831.5	26865	20.14	20.5	0-2
						846.5	27015	20.24	20.5	0-2
	25RB		816.5	26715	20.37	20.5	0-2			
				831.5	26865	20.37	20.5	0-2		
				846.5	27015	20.37	20.5	0-2		

Unless otherwise stated the results shown in this test report refer only to the sample(s) tested and such sample(s) are retained for 90 days only.

除非另有說明，此報告結果僅對測試之樣品負責，同時此樣品僅保留90天。本報告未經本公司書面許可，不可部份複製。

This document is issued by the Company subject to its General Conditions of Service printed overleaf, available on request or accessible at www.sgs.com/terms_and_conditions.htm and for electronic format documents, subject to Terms and Conditions for Electronic Documents at www.sgs.com/terms_e-document.htm. Attention is drawn to the limitation of liability, indemnification and jurisdiction issues defined therein. Any holder of this document is advised that information contained hereon reflects the Company's findings at the time of its intervention only and within the limits of Client's instructions, if any. The Company's sole responsibility is to its Client and this document does not exonerate parties to a transaction from exercising all their rights and obligations under the transaction documents. This document cannot be reproduced except in full, without prior written approval of the Company. Any unauthorized alteration, forgery or falsification of the content or appearance of this document is unlawful and offenders may be prosecuted to the fullest extent of the law.

FDD Band 26									
BW(Mhz)	Modulation	RB Size	RB Offset	Frequency (MHz)	Channel	Conducted power (dBm)	Target Power + Max. Tolerance (dBm)	MPR Allowed per 3GPP(dB)	
3	QPSK	1 RB	0	815.5	26705	22.06	22.5	0	
				831.5	26865	21.90	22.5	0	
				847.5	27025	22.02	22.5	0	
			7	815.5	26705	22.05	22.5	0	
				831.5	26865	22.09	22.5	0	
				847.5	27025	22.07	22.5	0	
		14	815.5	26705	22.09	22.5	0		
			831.5	26865	22.14	22.5	0		
			847.5	27025	22.32	22.5	0		
		8 RB	0	815.5	26705	21.18	21.5	0-1	
				831.5	26865	21.38	21.5	0-1	
				847.5	27025	21.30	21.5	0-1	
			4	815.5	26705	21.29	21.5	0-1	
				831.5	26865	21.22	21.5	0-1	
				847.5	27025	21.36	21.5	0-1	
		7	815.5	26705	21.26	21.5	0-1		
			831.5	26865	21.26	21.5	0-1		
			847.5	27025	21.38	21.5	0-1		
		15RB	815.5	26705	21.24	21.5	0-1		
			831.5	26865	21.23	21.5	0-1		
			847.5	27025	21.48	21.5	0-1		
		16-QAM	1 RB	0	815.5	26705	21.03	21.5	0-1
					831.5	26865	21.18	21.5	0-1
					847.5	27025	21.42	21.5	0-1
	7			815.5	26705	21.26	21.5	0-1	
				831.5	26865	21.03	21.5	0-1	
				847.5	27025	21.19	21.5	0-1	
	14		815.5	26705	21.06	21.5	0-1		
			831.5	26865	21.28	21.5	0-1		
			847.5	27025	21.26	21.5	0-1		
	8 RB		0	815.5	26705	20.13	20.5	0-2	
				831.5	26865	20.02	20.5	0-2	
				847.5	27025	20.32	20.5	0-2	
			4	815.5	26705	20.21	20.5	0-2	
				831.5	26865	20.25	20.5	0-2	
				847.5	27025	20.30	20.5	0-2	
	7		815.5	26705	19.97	20.5	0-2		
			831.5	26865	20.16	20.5	0-2		
			847.5	27025	20.25	20.5	0-2		
	15RB		815.5	26705	20.31	20.5	0-2		
			831.5	26865	20.39	20.5	0-2		
			847.5	27025	20.45	20.5	0-2		

Unless otherwise stated the results shown in this test report refer only to the sample(s) tested and such sample(s) are retained for 90 days only.

除非另有說明，此報告結果僅對測試之樣品負責，同時此樣品僅保留90天。本報告未經本公司書面許可，不可部份複製。

This document is issued by the Company subject to its General Conditions of Service printed overleaf, available on request or accessible at www.sgs.com/terms_and_conditions.htm and for electronic format documents, subject to Terms and Conditions for Electronic Documents at www.sgs.com/terms_e-document.htm. Attention is drawn to the limitation of liability, indemnification and jurisdiction issues defined therein. Any holder of this document is advised that information contained hereon reflects the Company's findings at the time of its intervention only and within the limits of Client's instructions, if any. The Company's sole responsibility is to its Client and this document does not exonerate parties to a transaction from exercising all their rights and obligations under the transaction documents. This document cannot be reproduced except in full, without prior written approval of the Company. Any unauthorized alteration, forgery or falsification of the content or appearance of this document is unlawful and offenders may be prosecuted to the fullest extent of the law.

FDD Band 26									
BW(Mhz)	Modulation	RB Size	RB Offset	Frequency (MHz)	Channel	Conducted power (dBm)	Target Power + Max. Tolerance (dBm)	MPR Allowed per 3GPP(dB)	
1.4	QPSK	1 RB	0	814.7	26697	22.07	22.5	0	
				831.5	26865	21.84	22.5	0	
				848.3	27033	21.94	22.5	0	
			2	814.7	26697	22.10	22.5	0	
				831.5	26865	22.10	22.5	0	
				848.3	27033	22.00	22.5	0	
		5	814.7	26697	22.14	22.5	0		
			831.5	26865	22.12	22.5	0		
			848.3	27033	22.32	22.5	0		
		3 RB	0	814.7	26697	22.00	22.5	0	
				831.5	26865	22.09	22.5	0	
				848.3	27033	22.12	22.5	0	
			2	814.7	26697	22.03	22.5	0	
				831.5	26865	22.03	22.5	0	
				848.3	27033	22.14	22.5	0	
			3	814.7	26697	22.02	22.5	0	
				831.5	26865	22.02	22.5	0	
				848.3	27033	22.24	22.5	0	
		6RB	814.7	26697	21.25	21.5	0-1		
			831.5	26865	21.35	21.5	0-1		
			848.3	27033	21.35	21.5	0-1		
		16-QAM	1 RB	0	814.7	26697	21.13	21.5	0-1
					831.5	26865	21.20	21.5	0-1
					848.3	27033	21.39	21.5	0-1
	2			814.7	26697	21.20	21.5	0-1	
				831.5	26865	20.99	21.5	0-1	
				848.3	27033	21.19	21.5	0-1	
	5			814.7	26697	20.99	21.5	0-1	
				831.5	26865	21.30	21.5	0-1	
				848.3	27033	21.40	21.5	0-1	
	3 RB			0	814.7	26697	20.94	21.5	0-1
					831.5	26865	20.86	21.5	0-1
					848.3	27033	21.02	21.5	0-1
			2	814.7	26697	20.93	21.5	0-1	
				831.5	26865	21.06	21.5	0-1	
				848.3	27033	21.06	21.5	0-1	
			3	814.7	26697	20.94	21.5	0-1	
				831.5	26865	20.85	21.5	0-1	
				848.3	27033	21.01	21.5	0-1	
	6RB		814.7	26697	20.30	20.5	0-2		
			831.5	26865	20.31	20.5	0-2		
			848.3	27033	20.30	20.5	0-2		

Unless otherwise stated the results shown in this test report refer only to the sample(s) tested and such sample(s) are retained for 90 days only.

除非另有說明，此報告結果僅對測試之樣品負責，同時此樣品僅保留90天。本報告未經本公司書面許可，不可部份複製。

This document is issued by the Company subject to its General Conditions of Service printed overleaf, available on request or accessible at www.sgs.com/terms_and_conditions.htm and for electronic format documents, subject to Terms and Conditions for Electronic Documents at www.sgs.com/terms_e-document.htm. Attention is drawn to the limitation of liability, indemnification and jurisdiction issues defined therein. Any holder of this document is advised that information contained hereon reflects the Company's findings at the time of its intervention only and within the limits of Client's instructions, if any. The Company's sole responsibility is to its Client and this document does not exonerate parties to a transaction from exercising all their rights and obligations under the transaction documents. This document cannot be reproduced except in full, without prior written approval of the Company. Any unauthorized alteration, forgery or falsification of the content or appearance of this document is unlawful and offenders may be prosecuted to the fullest extent of the law.

FDD Band 30									
BW(Mhz)	Modulation	RB Size	RB Offset	Frequency (MHz)	Channel	Conducted power (dBm)	Target Power + Max. Tolerance (dBm)	MPR Allowed per 3GPP(dB)	
10	QPSK	1 RB	0	2310	27710	18.95	19	0	
			25	2310	27710	18.91	19	0	
			49	2310	27710	18.87	19	0	
		25 RB	0	2310	27710	18.84	19	0	
			12	2310	27710	18.89	19	0	
			25	2310	27710	18.85	19	0	
		50RB			2310	27710	19.00	19	0
		16-QAM	1 RB	0	2310	27710	18.94	19	0
				25	2310	27710	18.87	19	0
	49			2310	27710	18.76	19	0	
	25 RB		0	2310	27710	18.82	19	0	
			12	2310	27710	18.85	19	0	
			25	2310	27710	18.88	19	0	
	50RB			2310	27710	18.98	19	0	

Unless otherwise stated the results shown in this test report refer only to the sample(s) tested and such sample(s) are retained for 90 days only.

除非另有說明，此報告結果僅對測試之樣品負責，同時此樣品僅保留90天。本報告未經本公司書面許可，不可部份複製。

This document is issued by the Company subject to its General Conditions of Service printed overleaf, available on request or accessible at www.sgs.com/terms_and_conditions.htm and for electronic format documents, subject to Terms and Conditions for Electronic Documents at www.sgs.com/terms_e-document.htm. Attention is drawn to the limitation of liability, indemnification and jurisdiction issues defined therein. Any holder of this document is advised that information contained hereon reflects the Company's findings at the time of its intervention only and within the limits of Client's instructions, if any. The Company's sole responsibility is to its Client and this document does not exonerate parties to a transaction from exercising all their rights and obligations under the transaction documents. This document cannot be reproduced except in full, without prior written approval of the Company. Any unauthorized alteration, forgery or falsification of the content or appearance of this document is unlawful and offenders may be prosecuted to the fullest extent of the law.

FDD Band 30									
BW(Mhz)	Modulation	RB Size	RB Offset	Frequency (MHz)	Channel	Conducted power (dBm)	Target Power + Max. Tolerance (dBm)	MPR Allowed per 3GPP(dB)	
5	QPSK	1 RB	0	2307.5	27685	18.85	19	0	
				2310	27710	18.65	19	0	
				2312.5	27735	18.84	19	0	
			12	2307.5	27685	18.68	19	0	
				2310	27710	18.75	19	0	
				2312.5	27735	18.83	19	0	
		24	2307.5	27685	18.84	19	0		
			2310	27710	18.68	19	0		
			2312.5	27735	18.91	19	0		
		12 RB	0	2307.5	27685	18.78	19	0	
				2310	27710	18.71	19	0	
				2312.5	27735	18.77	19	0	
			6	2307.5	27685	18.69	19	0	
				2310	27710	18.69	19	0	
				2312.5	27735	18.77	19	0	
		13	2307.5	27685	18.78	19	0		
			2310	27710	18.76	19	0		
			2312.5	27735	18.89	19	0		
		25RB	2307.5	27685	18.78	19	0		
			2310	27710	18.81	19	0		
			2312.5	27735	18.72	19	0		
		16-QAM	1 RB	0	2307.5	27685	18.59	19	0
					2310	27710	18.57	19	0
					2312.5	27735	18.93	19	0
	12			2307.5	27685	18.81	19	0	
				2310	27710	18.70	19	0	
				2312.5	27735	18.93	19	0	
	24		2307.5	27685	18.95	19	0		
			2310	27710	18.81	19	0		
			2312.5	27735	18.84	19	0		
	12 RB		0	2307.5	27685	18.73	19	0	
				2310	27710	18.77	19	0	
				2312.5	27735	18.64	19	0	
			6	2307.5	27685	18.62	19	0	
				2310	27710	18.73	19	0	
				2312.5	27735	18.79	19	0	
	13		2307.5	27685	18.76	19	0		
			2310	27710	18.85	19	0		
			2312.5	27735	18.77	19	0		
	25RB		2307.5	27685	18.58	19	0		
			2310	27710	18.88	19	0		
			2312.5	27735	18.85	19	0		

Unless otherwise stated the results shown in this test report refer only to the sample(s) tested and such sample(s) are retained for 90 days only.

除非另有說明，此報告結果僅對測試之樣品負責，同時此樣品僅保留90天。本報告未經本公司書面許可，不可部份複製。

This document is issued by the Company subject to its General Conditions of Service printed overleaf, available on request or accessible at www.sgs.com/terms_and_conditions.htm and for electronic format documents, subject to Terms and Conditions for Electronic Documents at www.sgs.com/terms_e-document.htm. Attention is drawn to the limitation of liability, indemnification and jurisdiction issues defined therein. Any holder of this document is advised that information contained hereon reflects the Company's findings at the time of its intervention only and within the limits of Client's instructions, if any. The Company's sole responsibility is to its Client and this document does not exonerate parties to a transaction from exercising all their rights and obligations under the transaction documents. This document cannot be reproduced except in full, without prior written approval of the Company. Any unauthorized alteration, forgery or falsification of the content or appearance of this document is unlawful and offenders may be prosecuted to the fullest extent of the law.

FDD Band 66									
BW(Mhz)	Modulation	RB Size	RB Offset	Frequency (MHz)	Channel	Conducted power (dBm)	Target Power + Max. Tolerance (dBm)	MPR Allowed per 3GPP(dB)	
20	QPSK	1 RB	0	1720	132072	18.29	18.5	0	
				1745	132322	18.23	18.5	0	
				1770	132572	18.45	18.5	0	
			50	1720	132072	18.11	18.5	0	
				1745	132322	18.35	18.5	0	
				1770	132572	18.32	18.5	0	
			99	1720	132072	18.27	18.5	0	
				1745	132322	18.44	18.5	0	
				1770	132572	18.36	18.5	0	
		50 RB	0	1720	132072	18.22	18.5	0	
				1745	132322	18.24	18.5	0	
				1770	132572	18.43	18.5	0	
			25	1720	132072	18.24	18.5	0	
				1745	132322	18.26	18.5	0	
				1770	132572	18.25	18.5	0	
			50	1720	132072	18.20	18.5	0	
				1745	132322	18.44	18.5	0	
				1770	132572	18.16	18.5	0	
		100RB	1720	132072	18.39	18.5	0		
			1745	132322	18.46	18.5	0		
			1770	132572	18.45	18.5	0		
		16-QAM	1 RB	0	1720	132072	18.10	18.5	0
					1745	132322	17.89	18.5	0
					1770	132572	18.37	18.5	0
	50			1720	132072	18.09	18.5	0	
				1745	132322	18.37	18.5	0	
				1770	132572	18.24	18.5	0	
	99			1720	132072	18.10	18.5	0	
				1745	132322	18.42	18.5	0	
				1770	132572	18.26	18.5	0	
	50 RB		0	1720	132072	17.89	18.5	0	
				1745	132322	17.95	18.5	0	
				1770	132572	18.11	18.5	0	
			25	1720	132072	17.93	18.5	0	
				1745	132322	17.97	18.5	0	
				1770	132572	17.90	18.5	0	
			50	1720	132072	18.02	18.5	0	
				1745	132322	18.11	18.5	0	
				1770	132572	17.88	18.5	0	
	100RB		1720	132072	18.25	18.5	0		
			1745	132322	18.24	18.5	0		
			1770	132572	18.12	18.5	0		

Unless otherwise stated the results shown in this test report refer only to the sample(s) tested and such sample(s) are retained for 90 days only.

除非另有說明，此報告結果僅對測試之樣品負責，同時此樣品僅保留90天。本報告未經本公司書面許可，不可部份複製。

This document is issued by the Company subject to its General Conditions of Service printed overleaf, available on request or accessible at www.sgs.com/terms_and_conditions.htm and for electronic format documents, subject to Terms and Conditions for Electronic Documents at www.sgs.com/terms_e-document.htm. Attention is drawn to the limitation of liability, indemnification and jurisdiction issues defined therein. Any holder of this document is advised that information contained hereon reflects the Company's findings at the time of its intervention only and within the limits of Client's instructions, if any. The Company's sole responsibility is to its Client and this document does not exonerate parties to a transaction from exercising all their rights and obligations under the transaction documents. This document cannot be reproduced except in full, without prior written approval of the Company. Any unauthorized alteration, forgery or falsification of the content or appearance of this document is unlawful and offenders may be prosecuted to the fullest extent of the law.

FDD Band 66									
BW(Mhz)	Modulation	RB Size	RB Offset	Frequency (MHz)	Channel	Conducted power (dBm)	Target Power + Max. Tolerance (dBm)	MPR Allowed per 3GPP(dB)	
15	QPSK	1 RB	0	1717.5	132047	18.00	18.5	0	
				1745	132322	18.07	18.5	0	
				1772.5	132597	17.92	18.5	0	
			36	1717.5	132047	17.87	18.5	0	
				1745	132322	17.71	18.5	0	
				1772.5	132597	17.96	18.5	0	
		74	1717.5	132047	17.60	18.5	0		
			1745	132322	18.23	18.5	0		
			1772.5	132597	18.06	18.5	0		
		36 RB	0	1717.5	132047	17.83	18.5	0	
				1745	132322	18.05	18.5	0	
				1772.5	132597	18.00	18.5	0	
			18	1717.5	132047	17.87	18.5	0	
				1745	132322	18.07	18.5	0	
				1772.5	132597	17.93	18.5	0	
			37	1717.5	132047	17.94	18.5	0	
				1745	132322	18.18	18.5	0	
				1772.5	132597	17.93	18.5	0	
			75RB	1717.5	132047	18.01	18.5	0	
				1745	132322	18.21	18.5	0	
				1772.5	132597	18.10	18.5	0	
		16-QAM	1 RB	0	1717.5	132047	17.69	18.5	0
					1745	132322	18.01	18.5	0
					1772.5	132597	18.39	18.5	0
	36			1717.5	132047	17.81	18.5	0	
				1745	132322	18.43	18.5	0	
				1772.5	132597	18.41	18.5	0	
	74		1717.5	132047	17.77	18.5	0		
			1745	132322	18.39	18.5	0		
			1772.5	132597	17.98	18.5	0		
	36 RB		0	1717.5	132047	17.80	18.5	0	
				1745	132322	17.90	18.5	0	
				1772.5	132597	17.92	18.5	0	
			18	1717.5	132047	17.89	18.5	0	
				1745	132322	17.96	18.5	0	
				1772.5	132597	17.84	18.5	0	
			37	1717.5	132047	17.92	18.5	0	
				1745	132322	18.09	18.5	0	
				1772.5	132597	17.72	18.5	0	
	75RB		1717.5	132047	18.07	18.5	0		
			1745	132322	18.20	18.5	0		
			1772.5	132597	18.13	18.5	0		

Unless otherwise stated the results shown in this test report refer only to the sample(s) tested and such sample(s) are retained for 90 days only.

除非另有說明，此報告結果僅對測試之樣品負責，同時此樣品僅保留90天。本報告未經本公司書面許可，不可部份複製。

This document is issued by the Company subject to its General Conditions of Service printed overleaf, available on request or accessible at www.sgs.com/terms_and_conditions.htm and for electronic format documents, subject to Terms and Conditions for Electronic Documents at www.sgs.com/terms_e-document.htm. Attention is drawn to the limitation of liability, indemnification and jurisdiction issues defined therein. Any holder of this document is advised that information contained hereon reflects the Company's findings at the time of its intervention only and within the limits of Client's instructions, if any. The Company's sole responsibility is to its Client and this document does not exonerate parties to a transaction from exercising all their rights and obligations under the transaction documents. This document cannot be reproduced except in full, without prior written approval of the Company. Any unauthorized alteration, forgery or falsification of the content or appearance of this document is unlawful and offenders may be prosecuted to the fullest extent of the law.

FDD Band 66										
BW(Mhz)	Modulation	RB Size	RB Offset	Frequency (MHz)	Channel	Conducted power (dBm)	Target Power + Max. Tolerance (dBm)	MPR Allowed per 3GPP(dB)		
10	QPSK	1 RB	0	1715	132022	17.93	18.5	0		
				1745	132322	18.11	18.5	0		
				1775	132622	17.84	18.5	0		
			25	1715	132022	17.83	18.5	0		
					1745	132322	18.04	18.5	0	
					1775	132622	17.67	18.5	0	
				49	1715	132022	17.83	18.5	0	
						1745	132322	18.11	18.5	0
						1775	132622	17.88	18.5	0
		25 RB	0	1715	132022	17.84	18.5	0		
					1745	132322	17.96	18.5	0	
					1775	132622	17.87	18.5	0	
			12	1715	132022	17.82	18.5	0		
					1745	132322	17.99	18.5	0	
					1775	132622	17.77	18.5	0	
				25	1715	132022	17.86	18.5	0	
						1745	132322	18.04	18.5	0
						1775	132622	17.84	18.5	0
		50RB	1715	132022	17.93	18.5	0			
				1745	132322	18.13	18.5	0		
				1775	132622	18.00	18.5	0		
		16-QAM	1 RB	0	1715	132022	18.44	18.5	0	
					1745	132322	17.94	18.5	0	
					1775	132622	18.43	18.5	0	
	25			1715	132022	18.14	18.5	0		
					1745	132322	18.34	18.5	0	
					1775	132622	18.09	18.5	0	
				49	1715	132022	18.36	18.5	0	
						1745	132322	18.42	18.5	0
						1775	132622	18.14	18.5	0
	25 RB			0	1715	132022	17.75	18.5	0	
						1745	132322	17.99	18.5	0
						1775	132622	17.60	18.5	0
			12	1715	132022	17.76	18.5	0		
					1745	132322	17.88	18.5	0	
					1775	132622	17.69	18.5	0	
				25	1715	132022	17.72	18.5	0	
						1745	132322	17.96	18.5	0
						1775	132622	17.86	18.5	0
			50RB	1715	132022	17.80	18.5	0		
					1745	132322	18.04	18.5	0	
					1775	132622	17.97	18.5	0	

Unless otherwise stated the results shown in this test report refer only to the sample(s) tested and such sample(s) are retained for 90 days only.

除非另有說明，此報告結果僅對測試之樣品負責，同時此樣品僅保留90天。本報告未經本公司書面許可，不可部份複製。

This document is issued by the Company subject to its General Conditions of Service printed overleaf, available on request or accessible at www.sgs.com/terms_and_conditions.htm and for electronic format documents, subject to Terms and Conditions for Electronic Documents at www.sgs.com/terms_e-document.htm. Attention is drawn to the limitation of liability, indemnification and jurisdiction issues defined therein. Any holder of this document is advised that information contained hereon reflects the Company's findings at the time of its intervention only and within the limits of Client's instructions, if any. The Company's sole responsibility is to its Client and this document does not exonerate parties to a transaction from exercising all their rights and obligations under the transaction documents. This document cannot be reproduced except in full, without prior written approval of the Company. Any unauthorized alteration, forgery or falsification of the content or appearance of this document is unlawful and offenders may be prosecuted to the fullest extent of the law.

FDD Band 66									
BW(Mhz)	Modulation	RB Size	RB Offset	Frequency (MHz)	Channel	Conducted power (dBm)	Target Power + Max. Tolerance (dBm)	MPR Allowed per 3GPP(dB)	
5	QPSK	1 RB	0	1712.5	131997	17.89	18.5	0	
				1745	132322	17.93	18.5	0	
				1777.5	132647	17.57	18.5	0	
			12	1712.5	131997	17.93	18.5	0	
				1745	132322	18.14	18.5	0	
				1777.5	132647	17.80	18.5	0	
		24	1712.5	131997	17.59	18.5	0		
			1745	132322	18.20	18.5	0		
			1777.5	132647	17.96	18.5	0		
		12 RB	0	1712.5	131997	17.64	18.5	0	
				1745	132322	17.85	18.5	0	
				1777.5	132647	17.76	18.5	0	
			6	1712.5	131997	17.71	18.5	0	
				1745	132322	17.88	18.5	0	
				1777.5	132647	17.78	18.5	0	
			13	1712.5	131997	17.70	18.5	0	
				1745	132322	17.93	18.5	0	
				1777.5	132647	17.87	18.5	0	
			25RB	1712.5	131997	17.82	18.5	0	
				1745	132322	18.04	18.5	0	
				1777.5	132647	17.90	18.5	0	
		16-QAM	1 RB	0	1712.5	131997	18.01	18.5	0
					1745	132322	17.79	18.5	0
					1777.5	132647	18.20	18.5	0
	12			1712.5	131997	18.01	18.5	0	
				1745	132322	18.16	18.5	0	
				1777.5	132647	18.04	18.5	0	
	24		1712.5	131997	17.80	18.5	0		
			1745	132322	18.21	18.5	0		
			1777.5	132647	18.12	18.5	0		
	12 RB		0	1712.5	131997	17.50	18.5	0	
				1745	132322	17.68	18.5	0	
				1777.5	132647	17.59	18.5	0	
			6	1712.5	131997	17.47	18.5	0	
				1745	132322	17.78	18.5	0	
				1777.5	132647	17.59	18.5	0	
			13	1712.5	131997	17.41	18.5	0	
				1745	132322	17.55	18.5	0	
				1777.5	132647	17.70	18.5	0	
	25RB		1712.5	131997	17.56	18.5	0		
			1745	132322	17.76	18.5	0		
			1777.5	132647	17.62	18.5	0		

Unless otherwise stated the results shown in this test report refer only to the sample(s) tested and such sample(s) are retained for 90 days only.

除非另有說明，此報告結果僅對測試之樣品負責，同時此樣品僅保留90天。本報告未經本公司書面許可，不可部份複製。

This document is issued by the Company subject to its General Conditions of Service printed overleaf, available on request or accessible at www.sgs.com/terms_and_conditions.htm and for electronic format documents, subject to Terms and Conditions for Electronic Documents at www.sgs.com/terms_e-document.htm. Attention is drawn to the limitation of liability, indemnification and jurisdiction issues defined therein. Any holder of this document is advised that information contained hereon reflects the Company's findings at the time of its intervention only and within the limits of Client's instructions, if any. The Company's sole responsibility is to its Client and this document does not exonerate parties to a transaction from exercising all their rights and obligations under the transaction documents. This document cannot be reproduced except in full, without prior written approval of the Company. Any unauthorized alteration, forgery or falsification of the content or appearance of this document is unlawful and offenders may be prosecuted to the fullest extent of the law.

FDD Band 66									
BW(MHz)	Modulation	RB Size	RB Offset	Frequency (MHz)	Channel	Conducted power (dBm)	Target Power + Max. Tolerance (dBm)	MPR Allowed per 3GPP(dB)	
3	QPSK	1 RB	0	1711.5	131987	17.07	18.5	0	
				1745	132322	17.85	18.5	0	
				1778.5	132657	17.92	18.5	0	
			7	1711.5	131987	17.93	18.5	0	
				1745	132322	17.82	18.5	0	
				1778.5	132657	18.03	18.5	0	
		14	1711.5	131987	17.45	18.5	0		
			1745	132322	17.46	18.5	0		
			1778.5	132657	18.19	18.5	0		
		8 RB	0	1711.5	131987	17.71	18.5	0	
				1745	132322	17.93	18.5	0	
			4	1711.5	131987	17.56	18.5	0	
				1745	132322	17.82	18.5	0	
			7	1711.5	131987	17.61	18.5	0	
				1745	132322	17.81	18.5	0	
		15RB	1711.5	131987	17.68	18.5	0		
			1745	132322	17.75	18.5	0		
			1778.5	132657	17.99	18.5	0		
		16-QAM	1 RB	0	1711.5	131987	17.42	18.5	0
					1745	132322	17.83	18.5	0
					1778.5	132657	17.97	18.5	0
				7	1711.5	131987	17.66	18.5	0
					1745	132322	18.06	18.5	0
					1778.5	132657	17.64	18.5	0
	14		1711.5	131987	17.86	18.5	0		
			1745	132322	17.81	18.5	0		
			1778.5	132657	17.84	18.5	0		
	8 RB		0	1711.5	131987	17.23	18.5	0	
				1745	132322	17.43	18.5	0	
			4	1711.5	131987	17.14	18.5	0	
				1745	132322	17.41	18.5	0	
			7	1711.5	131987	17.35	18.5	0	
				1745	132322	17.44	18.5	0	
	15RB		1711.5	131987	17.24	18.5	0		
			1745	132322	17.36	18.5	0		
			1778.5	132657	17.44	18.5	0		

Unless otherwise stated the results shown in this test report refer only to the sample(s) tested and such sample(s) are retained for 90 days only.

除非另有說明，此報告結果僅對測試之樣品負責，同時此樣品僅保留90天。本報告未經本公司書面許可，不可部份複製。

This document is issued by the Company subject to its General Conditions of Service printed overleaf, available on request or accessible at www.sgs.com/terms_and_conditions.htm and for electronic format documents, subject to Terms and Conditions for Electronic Documents at www.sgs.com/terms_e-document.htm. Attention is drawn to the limitation of liability, indemnification and jurisdiction issues defined therein. Any holder of this document is advised that information contained hereon reflects the Company's findings at the time of its intervention only and within the limits of Client's instructions, if any. The Company's sole responsibility is to its Client and this document does not exonerate parties to a transaction from exercising all their rights and obligations under the transaction documents. This document cannot be reproduced except in full, without prior written approval of the Company. Any unauthorized alteration, forgery or falsification of the content or appearance of this document is unlawful and offenders may be prosecuted to the fullest extent of the law.

FDD Band 66									
BW(MHz)	Modulation	RB Size	RB Offset	Frequency (MHz)	Channel	Conducted power (dBm)	Target Power + Max. Tolerance (dBm)	MPR Allowed per 3GPP(dB)	
1.4	QPSK	1 RB	0	1710.7	131979	17.79	18.5	0	
				1745	132322	18.15	18.5	0	
				1779.3	132665	17.62	18.5	0	
			2	1710.7	131979	17.80	18.5	0	
				1745	132322	18.09	18.5	0	
				1779.3	132665	18.12	18.5	0	
		5	1710.7	131979	17.46	18.5	0		
			1745	132322	18.13	18.5	0		
			1779.3	132665	17.63	18.5	0		
		3 RB	0	1710.7	131979	17.39	18.5	0	
				1745	132322	18.00	18.5	0	
				1779.3	132665	18.02	18.5	0	
			2	1710.7	131979	17.65	18.5	0	
				1745	132322	17.94	18.5	0	
				1779.3	132665	18.02	18.5	0	
			3	1710.7	131979	17.48	18.5	0	
				1745	132322	17.72	18.5	0	
				1779.3	132665	17.97	18.5	0	
		6RB	1710.7	131979	17.70	18.5	0		
			1745	132322	17.60	18.5	0		
			1779.3	132665	18.05	18.5	0		
		16-QAM	1 RB	0	1710.7	131979	17.66	18.5	0
					1745	132322	18.03	18.5	0
					1779.3	132665	17.93	18.5	0
	2			1710.7	131979	17.53	18.5	0	
				1745	132322	18.05	18.5	0	
				1779.3	132665	17.99	18.5	0	
	5		1710.7	131979	17.42	18.5	0		
			1745	132322	18.03	18.5	0		
			1779.3	132665	18.01	18.5	0		
	3 RB		0	1710.7	131979	17.08	18.5	0	
				1745	132322	17.43	18.5	0	
				1779.3	132665	17.74	18.5	0	
			2	1710.7	131979	17.27	18.5	0	
				1745	132322	17.56	18.5	0	
				1779.3	132665	17.64	18.5	0	
			3	1710.7	131979	17.29	18.5	0	
				1745	132322	17.62	18.5	0	
				1779.3	132665	17.40	18.5	0	
	6RB		1710.7	131979	17.36	18.5	0		
			1745	132322	17.33	18.5	0		
			1779.3	132665	17.99	18.5	0		

Unless otherwise stated the results shown in this test report refer only to the sample(s) tested and such sample(s) are retained for 90 days only.

除非另有說明，此報告結果僅對測試之樣品負責，同時此樣品僅保留90天。本報告未經本公司書面許可，不可部份複製。

This document is issued by the Company subject to its General Conditions of Service printed overleaf, available on request or accessible at www.sgs.com/terms_and_conditions.htm and for electronic format documents, subject to Terms and Conditions for Electronic Documents at www.sgs.com/terms_e-document.htm. Attention is drawn to the limitation of liability, indemnification and jurisdiction issues defined therein. Any holder of this document is advised that information contained hereon reflects the Company's findings at the time of its intervention only and within the limits of Client's instructions, if any. The Company's sole responsibility is to its Client and this document does not exonerate parties to a transaction from exercising all their rights and obligations under the transaction documents. This document cannot be reproduced except in full, without prior written approval of the Company. Any unauthorized alteration, forgery or falsification of the content or appearance of this document is unlawful and offenders may be prosecuted to the fullest extent of the law.

WLAN802.11 a/b/g/n(20M/40M)/ac(20M/40M/80M) conducted power table:

Band	Antenna	SISO		MIMO
		Chain 0	Chain 1	Chain0+1
WLAN802.11b		V	V	-
WLAN802.11g		V	V	-
WLAN802.11n(20M)		V	V	V
WLAN802.11n(40M)		V	V	V
WLAN802.11a		V	V	-
WLAN802.11n(20M) 5G		V	V	V
WLAN802.11n(40M) 5G		V	V	V
WLAN802.11ac(20M) 5G		V	V	V
WLAN802.11ac(40M) 5G		V	V	V
WLAN802.11ac(80M) 5G		V	V	V

Unless otherwise stated the results shown in this test report refer only to the sample(s) tested and such sample(s) are retained for 90 days only.

除非另有說明，此報告結果僅對測試之樣品負責，同時此樣品僅保留90天。本報告未經本公司書面許可，不可部份複製。

This document is issued by the Company subject to its General Conditions of Service printed overleaf, available on request or accessible at www.sgs.com/terms_and_conditions.htm and for electronic format documents, subject to Terms and Conditions for Electronic Documents at www.sgs.com/terms_e-document.htm. Attention is drawn to the limitation of liability, indemnification and jurisdiction issues defined therein. Any holder of this document is advised that information contained hereon reflects the Company's findings at the time of its intervention only and within the limits of Client's instructions, if any. The Company's sole responsibility is to its Client and this document does not exonerate parties to a transaction from exercising all their rights and obligations under the transaction documents. This document cannot be reproduced except in full, without prior written approval of the Company. Any unauthorized alteration, forgery or falsification of the content or appearance of this document is unlawful and offenders may be prosecuted to the fullest extent of the law.

Full power (Laptop mode)
Main (Chain 0)

Main Antenna						
Band	Mode	Channel	Frequency (MHz)	Data Rate	Max. Rated Avg. Power + Max. Tolerance (dBm)	Average power (dBm)
2450 MHz	802.11b	1	2412	1Mbps	20.00	19.84
		2	2417		20.00	19.92
		6	2437		20.00	19.93
		10	2457		20.00	19.98
		11	2462		20.00	19.81
		12	2467		16.50	16.40
		13	2472		8.50	8.37
	802.11g	1	2412	6Mbps	18.00	17.94
		2	2417		20.00	19.95
		6	2437		20.00	19.86
		10	2457		17.50	17.39
		11	2462		17.50	17.44
		12	2467		11.50	11.43
	802.11n20-HT0	1	2412	MCS0	18.00	17.97
		2	2417		20.00	19.89
		6	2437		20.00	19.88
		10	2457		17.50	17.39
		11	2462		17.50	17.37
		12	2467		11.50	11.36
	802.11n40-HT0	3	2422	MCS0	18.00	17.85
		4	2427		18.50	18.40
		6	2437		19.00	18.96
8		2447	17.00		16.90	
9		2452	16.00		15.90	
10		2457	12.50		12.41	
		11	2462	-2.50	-2.76	

Unless otherwise stated the results shown in this test report refer only to the sample(s) tested and such sample(s) are retained for 90 days only.

除非另有說明，此報告結果僅對測試之樣品負責，同時此樣品僅保留90天。本報告未經本公司書面許可，不可部份複製。

This document is issued by the Company subject to its General Conditions of Service printed overleaf, available on request or accessible at www.sgs.com/terms_and_conditions.htm and for electronic format documents, subject to Terms and Conditions for Electronic Documents at www.sgs.com/terms_e-document.htm. Attention is drawn to the limitation of liability, indemnification and jurisdiction issues defined therein. Any holder of this document is advised that information contained hereon reflects the Company's findings at the time of its intervention only and within the limits of Client's instructions, if any. The Company's sole responsibility is to its Client and this document does not exonerate parties to a transaction from exercising all their rights and obligations under the transaction documents. This document cannot be reproduced except in full, without prior written approval of the Company. Any unauthorized alteration, forgery or falsification of the content or appearance of this document is unlawful and offenders may be prosecuted to the fullest extent of the law.

Main Antenna						
Band	Mode	Channel	Frequency (MHz)	Data Rate	Max. Rated Avg. Power + Max. Tolerance (dBm)	Average power (dBm)
5.15-5.25 GHz	802.11a	36	5180	6Mbps	18.00	17.97
		40	5200		20.00	19.95
		44	5220		20.00	19.98
		48	5240		19.50	19.46
	802.11n20-HT0	36	5180	MCS0	18.00	17.96
		40	5200		20.00	19.87
		44	5220		20.00	19.93
		48	5240		19.50	19.41
	802.11ac20-VHT0	36	5180	MCS0	18.00	17.81
		40	5200		20.00	19.86
		44	5220		20.00	19.90
		48	5240		19.50	19.45
	802.11n40-HT0	38	5190	MCS0	18.00	17.91
		46	5230		20.00	19.93
	802.11ac40-VHT0	38	5190	MCS0	18.00	17.83
		46	5230		20.00	19.80
802.11ac80-VHT0	42	5210	MCS0	14.00	13.92	

Unless otherwise stated the results shown in this test report refer only to the sample(s) tested and such sample(s) are retained for 90 days only.

除非另有說明，此報告結果僅對測試之樣品負責，同時此樣品僅保留90天。本報告未經本公司書面許可，不可部份複製。

This document is issued by the Company subject to its General Conditions of Service printed overleaf, available on request or accessible at www.sgs.com/terms_and_conditions.htm and for electronic format documents, subject to Terms and Conditions for Electronic Documents at www.sgs.com/terms_e-document.htm. Attention is drawn to the limitation of liability, indemnification and jurisdiction issues defined therein. Any holder of this document is advised that information contained hereon reflects the Company's findings at the time of its intervention only and within the limits of Client's instructions, if any. The Company's sole responsibility is to its Client and this document does not exonerate parties to a transaction from exercising all their rights and obligations under the transaction documents. This document cannot be reproduced except in full, without prior written approval of the Company. Any unauthorized alteration, forgery or falsification of the content or appearance of this document is unlawful and offenders may be prosecuted to the fullest extent of the law.

Main Antenna						
Band	Mode	Channel	Frequency (MHz)	Data Rate	Max. Rated Avg. Power + Max. Tolerance (dBm)	Average power (dBm)
5.25-5.35 GHz	802.11a	52	5260	6Mbps	20.00	19.97
		56	5280		20.00	19.89
		60	5300		20.00	19.95
		64	5320		16.00	15.89
	802.11n20-HT0	52	5260	MCS0	20.00	19.96
		56	5280		20.00	19.85
		60	5300		20.00	19.91
		64	5320		16.00	15.95
	802.11ac20-VHT0	52	5260	MCS0	20.00	19.85
		56	5280		20.00	19.82
		60	5300		20.00	19.89
		64	5320		16.00	15.90
	802.11n40-HT0	54	5270	MCS0	20.00	19.92
		62	5310		14.50	14.36
	802.11ac40-VHT0	54	5270	MCS0	20.00	19.92
		62	5310		14.50	14.35
802.11ac80-VHT0	58	5290	MCS0	12.00	11.84	

Unless otherwise stated the results shown in this test report refer only to the sample(s) tested and such sample(s) are retained for 90 days only.

除非另有說明，此報告結果僅對測試之樣品負責，同時此樣品僅保留90天。本報告未經本公司書面許可，不可部份複製。

This document is issued by the Company subject to its General Conditions of Service printed overleaf, available on request or accessible at www.sgs.com/terms_and_conditions.htm and for electronic format documents, subject to Terms and Conditions for Electronic Documents at www.sgs.com/terms_e-document.htm. Attention is drawn to the limitation of liability, indemnification and jurisdiction issues defined therein. Any holder of this document is advised that information contained hereon reflects the Company's findings at the time of its intervention only and within the limits of Client's instructions, if any. The Company's sole responsibility is to its Client and this document does not exonerate parties to a transaction from exercising all their rights and obligations under the transaction documents. This document cannot be reproduced except in full, without prior written approval of the Company. Any unauthorized alteration, forgery or falsification of the content or appearance of this document is unlawful and offenders may be prosecuted to the fullest extent of the law.

Main Antenna							
Band	Mode	Channel	Frequency (MHz)	Data Rate	Max. Rated Avg. Power + Max. Tolerance (dBm)	Average power (dBm)	
5600 MHz	802.11a	100	5500	6Mbps	16.50	16.33	
		104	5520		20.00	19.88	
		116	5580		20.00	19.82	
		120	5600		20.00	19.78	
		124	5620		20.00	19.77	
		128	5640		20.00	19.83	
		136	5680		20.00	19.81	
		140	5700		16.00	15.84	
	802.11n20-HT0	100	5500	MCS0	16.50	16.39	
		104	5520		20.00	19.92	
		116	5580		20.00	19.84	
		120	5600		20.00	19.80	
		124	5620		20.00	19.86	
		128	5640		20.00	19.76	
		136	5680		20.00	19.77	
		140	5700		16.00	15.91	
	802.11ac20-VHT0	100	5500	MCS0	16.50	16.30	
		104	5520		20.00	19.88	
		116	5580		20.00	19.81	
		120	5600		20.00	19.77	
		124	5620		20.00	19.87	
		128	5640		20.00	19.93	
		136	5680		20.00	19.80	
		140	5700		16.00	15.80	
	802.11ac20-VHT0	144	5720	20.00	19.88		
		802.11n40-HT0	102	5510	MCS0	16.50	16.34
			110	5550		20.00	19.88
			118	5590		20.00	19.73
			126	5630		20.00	19.87
			134	5670		17.00	16.90
	142		5710	20.00		19.87	
	802.11ac40-VHT0	102	5510	MCS0	16.50	16.40	
		110	5550		20.00	19.90	
		118	5590		20.00	19.85	
		126	5630		20.00	19.89	
		134	5670		17.00	16.88	
		142	5710		20.00	19.93	
	802.11ac80-VHT0	106	5530	MCS0	13.50	13.42	
		122	5610		17.50	17.37	
		138	5690		20.00	19.94	

Unless otherwise stated the results shown in this test report refer only to the sample(s) tested and such sample(s) are retained for 90 days only.

除非另有說明，此報告結果僅對測試之樣品負責，同時此樣品僅保留90天。本報告未經本公司書面許可，不可部份複製。

This document is issued by the Company subject to its General Conditions of Service printed overleaf, available on request or accessible at www.sgs.com/terms_and_conditions.htm and for electronic format documents, subject to Terms and Conditions for Electronic Documents at www.sgs.com/terms_e-document.htm. Attention is drawn to the limitation of liability, indemnification and jurisdiction issues defined therein. Any holder of this document is advised that information contained hereon reflects the Company's findings at the time of its intervention only and within the limits of Client's instructions, if any. The Company's sole responsibility is to its Client and this document does not exonerate parties to a transaction from exercising all their rights and obligations under the transaction documents. This document cannot be reproduced except in full, without prior written approval of the Company. Any unauthorized alteration, forgery or falsification of the content or appearance of this document is unlawful and offenders may be prosecuted to the fullest extent of the law.

Main Antenna						
Mode	Mode	Channel	Frequency (MHz)	Data Rate	Max. Rated Avg. Power + Max. Tolerance (dBm)	Average power (dBm)
5800 MHz	802.11a	149	5745	6Mbps	20.00	19.88
		157	5785		20.00	19.94
		165	5825		20.00	19.81
	802.11n20-HT0	149	5745	MCS0	20.00	19.88
		157	5785		20.00	19.86
		165	5825		20.00	19.97
	802.11ac20-VHT0	149	5745	MCS0	20.00	19.84
		157	5785		20.00	19.88
		165	5825		20.00	19.81
	802.11n40-HT0	151	5755	MCS0	20.00	19.89
		159	5795		20.00	19.90
	802.11ac40-VHT0	151	5755	MCS0	20.00	19.91
		159	5795		20.00	19.87
	802.11ac80-VHT0	155	5775	MCS0	17.50	17.40

Unless otherwise stated the results shown in this test report refer only to the sample(s) tested and such sample(s) are retained for 90 days only.

除非另有說明，此報告結果僅對測試之樣品負責，同時此樣品僅保留90天。本報告未經本公司書面許可，不可部份複製。

This document is issued by the Company subject to its General Conditions of Service printed overleaf, available on request or accessible at www.sgs.com/terms_and_conditions.htm and for electronic format documents, subject to Terms and Conditions for Electronic Documents at www.sgs.com/terms_e-document.htm. Attention is drawn to the limitation of liability, indemnification and jurisdiction issues defined therein. Any holder of this document is advised that information contained hereon reflects the Company's findings at the time of its intervention only and within the limits of Client's instructions, if any. The Company's sole responsibility is to its Client and this document does not exonerate parties to a transaction from exercising all their rights and obligations under the transaction documents. This document cannot be reproduced except in full, without prior written approval of the Company. Any unauthorized alteration, forgery or falsification of the content or appearance of this document is unlawful and offenders may be prosecuted to the fullest extent of the law.

Full power (Laptop mode)
Aux (Chain 1)

Aux Antenna						
Band	Mode	Channel	Frequency (MHz)	Data Rate	Max. Rated Avg. Power + Max. Tolerance (dBm)	Average power (dBm)
2450 MHz	802.11b	1	2412	1Mbps	18.00	17.89
		2	2417		20.00	19.93
		6	2437		20.00	19.90
		10	2457		20.00	19.91
		11	2462		18.50	18.46
		12	2467		16.00	15.87
		13	2472		8.50	8.46
	802.11g	1	2412	6Mbps	18.00	17.88
		2	2417		20.00	19.89
		6	2437		20.00	19.98
		10	2457		17.50	17.43
		11	2462		17.00	16.91
		12	2467		10.50	10.38
		13	2472		-2.50	-2.52
	802.11n20-HT0	1	2412	MCS0	18.00	17.86
		2	2417		20.00	19.97
		6	2437		20.00	19.89
		10	2457		17.50	17.36
		11	2462		17.00	16.90
		12	2467		10.50	10.44
		13	2472		-2.50	-2.71
	802.11n40-HT0	3	2422	MCS0	17.00	16.86
		4	2427		17.50	17.34
		6	2437		19.00	18.78
8		2447	16.50		16.36	
9		2452	16.00		15.91	
10		2457	12.50		12.40	
11		2462	-2.50		-2.69	

Unless otherwise stated the results shown in this test report refer only to the sample(s) tested and such sample(s) are retained for 90 days only.

除非另有說明，此報告結果僅對測試之樣品負責，同時此樣品僅保留90天。本報告未經本公司書面許可，不可部份複製。

This document is issued by the Company subject to its General Conditions of Service printed overleaf, available on request or accessible at www.sgs.com/terms_and_conditions.htm and for electronic format documents, subject to Terms and Conditions for Electronic Documents at www.sgs.com/terms_e-document.htm. Attention is drawn to the limitation of liability, indemnification and jurisdiction issues defined therein. Any holder of this document is advised that information contained hereon reflects the Company's findings at the time of its intervention only and within the limits of Client's instructions, if any. The Company's sole responsibility is to its Client and this document does not exonerate parties to a transaction from exercising all their rights and obligations under the transaction documents. This document cannot be reproduced except in full, without prior written approval of the Company. Any unauthorized alteration, forgery or falsification of the content or appearance of this document is unlawful and offenders may be prosecuted to the fullest extent of the law.

Aux Antenna						
Band	Mode	Channel	Frequency (MHz)	Data Rate	Max. Rated Avg. Power + Max. Tolerance (dBm)	Average power (dBm)
5.15-5.25 GHz	802.11a	36	5180	6Mbps	17.50	17.44
		40	5200		19.50	19.41
		44	5220		20.00	19.98
		48	5240		19.50	19.46
	802.11n20-HT0	36	5180	MCS0	17.50	17.36
		40	5200		19.50	19.40
		44	5220		20.00	19.89
		48	5240		19.50	19.45
	802.11ac20-VHT0	36	5180	MCS0	17.50	17.29
		40	5200		19.50	19.34
		44	5220		20.00	19.88
		48	5240		19.50	19.41
	802.11n40-HT0	38	5190	MCS0	18.00	17.93
		46	5230		20.00	19.93
	802.11ac40-VHT0	38	5190	MCS0	18.00	17.97
		46	5230		20.00	19.93
802.11ac80-VHT0	42	5210	MCS0	14.00	13.86	

Unless otherwise stated the results shown in this test report refer only to the sample(s) tested and such sample(s) are retained for 90 days only.

除非另有說明，此報告結果僅對測試之樣品負責，同時此樣品僅保留90天。本報告未經本公司書面許可，不可部份複製。

This document is issued by the Company subject to its General Conditions of Service printed overleaf, available on request or accessible at www.sgs.com/terms_and_conditions.htm and for electronic format documents, subject to Terms and Conditions for Electronic Documents at www.sgs.com/terms_e-document.htm. Attention is drawn to the limitation of liability, indemnification and jurisdiction issues defined therein. Any holder of this document is advised that information contained hereon reflects the Company's findings at the time of its intervention only and within the limits of Client's instructions, if any. The Company's sole responsibility is to its Client and this document does not exonerate parties to a transaction from exercising all their rights and obligations under the transaction documents. This document cannot be reproduced except in full, without prior written approval of the Company. Any unauthorized alteration, forgery or falsification of the content or appearance of this document is unlawful and offenders may be prosecuted to the fullest extent of the law.

Aux Antenna						
Band	Mode	Channel	Frequency (MHz)	Data Rate	Max. Rated Avg. Power + Max. Tolerance (dBm)	Average power (dBm)
5.25-5.35 GHz	802.11a	52	5260	6Mbps	20.00	19.98
		56	5280		20.00	19.92
		60	5300		20.00	19.89
		64	5320		16.50	16.47
	802.11n20-HT0	52	5260	MCS0	20.00	19.89
		56	5280		20.00	19.89
		60	5300		20.00	19.81
		64	5320		16.50	16.33
	802.11ac20-VHT0	52	5260	MCS0	20.00	19.85
		56	5280		20.00	19.85
		60	5300		20.00	19.89
		64	5320		16.50	16.42
	802.11n40-HT0	54	5270	MCS0	20.00	19.94
		62	5310		15.00	14.93
	802.11ac40-VHT0	54	5270	MCS0	20.00	19.95
		62	5310		15.00	14.88
802.11ac80-VHT0	58	5290	MCS0	12.00	11.88	

Unless otherwise stated the results shown in this test report refer only to the sample(s) tested and such sample(s) are retained for 90 days only.

除非另有說明，此報告結果僅對測試之樣品負責，同時此樣品僅保留90天。本報告未經本公司書面許可，不可部份複製。

This document is issued by the Company subject to its General Conditions of Service printed overleaf, available on request or accessible at www.sgs.com/terms_and_conditions.htm and for electronic format documents, subject to Terms and Conditions for Electronic Documents at www.sgs.com/terms_e-document.htm. Attention is drawn to the limitation of liability, indemnification and jurisdiction issues defined therein. Any holder of this document is advised that information contained hereon reflects the Company's findings at the time of its intervention only and within the limits of Client's instructions, if any. The Company's sole responsibility is to its Client and this document does not exonerate parties to a transaction from exercising all their rights and obligations under the transaction documents. This document cannot be reproduced except in full, without prior written approval of the Company. Any unauthorized alteration, forgery or falsification of the content or appearance of this document is unlawful and offenders may be prosecuted to the fullest extent of the law.

Aux Antenna						
Band	Mode	Channel	Frequency (MHz)	Data Rate	Max. Rated Avg. Power + Max. Tolerance (dBm)	Average power (dBm)
5600 MHz	802.11a	100	5500	6Mbps	17.50	17.43
		104	5520		20.00	19.91
		116	5580		20.00	19.80
		120	5600		20.00	19.91
		124	5620		20.00	19.84
		128	5640		20.00	19.83
		136	5680		20.00	19.86
		140	5700		16.00	15.91
	802.11n20-HT0	100	5500	MCS0	17.50	17.36
		104	5520		20.00	19.90
		116	5580		20.00	19.89
		120	5600		20.00	19.87
		124	5620		20.00	19.84
		128	5640		20.00	19.92
		136	5680		20.00	19.91
		140	5700		16.00	15.89
	802.11ac20-VHT0	100	5500	MCS0	17.50	17.45
		104	5520		20.00	19.95
		116	5580		20.00	19.92
		120	5600		20.00	19.86
		124	5620		20.00	19.87
		128	5640		20.00	19.91
		136	5680		20.00	19.89
		140	5700		16.00	15.86
	802.11n40-HT0	102	5510	MCS0	16.50	16.48
		110	5550		20.00	19.90
		118	5590		20.00	19.82
		126	5630		20.00	19.83
		134	5670		17.00	16.98
		142	5710		20.00	19.96
	802.11ac40-VHT0	102	5510	MCS0	16.50	16.37
		110	5550		20.00	19.96
		118	5590		20.00	19.94
		126	5630		20.00	19.92
		134	5670		17.00	16.92
		142	5710		20.00	19.90
	802.11ac80-VHT0	106	5530	MCS0	14.00	13.89
		122	5610		18.50	18.36
		138	5690		20.00	19.96

Unless otherwise stated the results shown in this test report refer only to the sample(s) tested and such sample(s) are retained for 90 days only.

除非另有說明，此報告結果僅對測試之樣品負責，同時此樣品僅保留90天。本報告未經本公司書面許可，不可部份複製。

This document is issued by the Company subject to its General Conditions of Service printed overleaf, available on request or accessible at www.sgs.com/terms_and_conditions.htm and for electronic format documents, subject to Terms and Conditions for Electronic Documents at www.sgs.com/terms_e-document.htm. Attention is drawn to the limitation of liability, indemnification and jurisdiction issues defined therein. Any holder of this document is advised that information contained hereon reflects the Company's findings at the time of its intervention only and within the limits of Client's instructions, if any. The Company's sole responsibility is to its Client and this document does not exonerate parties to a transaction from exercising all their rights and obligations under the transaction documents. This document cannot be reproduced except in full, without prior written approval of the Company. Any unauthorized alteration, forgery or falsification of the content or appearance of this document is unlawful and offenders may be prosecuted to the fullest extent of the law.

Aux Antenna						
Mode	Mode	Channel	Frequency (MHz)	Data Rate	Max. Rated Avg. Power + Max. Tolerance (dBm)	Average power (dBm)
5800 MHz	802.11a	149	5745	6Mbps	20.00	19.83
		157	5785		20.00	19.92
		165	5825		20.00	19.80
	802.11n20-HT0	149	5745	MCS0	20.00	19.81
		157	5785		20.00	19.93
		165	5825		20.00	19.85
	802.11ac20-VHT0	149	5745	MCS0	20.00	19.82
		157	5785		20.00	19.84
		165	5825		20.00	19.94
	802.11n40-HT0	151	5755	MCS0	20.00	19.90
		159	5795		20.00	19.94
	802.11ac40-VHT0	151	5755	MCS0	20.00	19.90
		159	5795		20.00	19.86
	802.11ac80-VHT0	155	5775	MCS0	17.50	17.40

Unless otherwise stated the results shown in this test report refer only to the sample(s) tested and such sample(s) are retained for 90 days only.

除非另有說明，此報告結果僅對測試之樣品負責，同時此樣品僅保留90天。本報告未經本公司書面許可，不可部份複製。

This document is issued by the Company subject to its General Conditions of Service printed overleaf, available on request or accessible at www.sgs.com/terms_and_conditions.htm and for electronic format documents, subject to Terms and Conditions for Electronic Documents at www.sgs.com/terms_e-document.htm. Attention is drawn to the limitation of liability, indemnification and jurisdiction issues defined therein. Any holder of this document is advised that information contained hereon reflects the Company's findings at the time of its intervention only and within the limits of Client's instructions, if any. The Company's sole responsibility is to its Client and this document does not exonerate parties to a transaction from exercising all their rights and obligations under the transaction documents. This document cannot be reproduced except in full, without prior written approval of the Company. Any unauthorized alteration, forgery or falsification of the content or appearance of this document is unlawful and offenders may be prosecuted to the fullest extent of the law.

Reduced power (Tablet mode)
Main (Chain 0)

Main Antenna						
Band	Mode	Channel	Frequency (MHz)	Data Rate	Max. Rated Avg. Power + Max. Tolerance (dBm)	Average power (dBm)
2450 MHz	802.11b	1	2412	1Mbps	18.00	17.93
		6	2437		18.00	17.92
		11	2462		18.00	17.87
		12	2467		16.50	16.42
		13	2472		8.50	8.22
	802.11g	1	2412	6Mbps	18.00	17.84
		2	2417		18.00	17.88
		6	2437		18.00	17.90
		10	2457		17.50	17.38
		11	2462		17.50	17.39
		12	2467		11.50	11.33
	802.11n20-HT0	1	2412	MCS0	18.00	17.84
		2	2417		18.00	17.86
		6	2437		18.00	17.89
		10	2457		17.50	17.38
		11	2462		17.50	17.38
		12	2467		11.50	11.21
	802.11n40-HT0	13	2472	MCS0	-2.50	-2.61
		3	2422		18.00	17.98
		4	2427		18.00	17.87
		6	2437		18.00	17.84
		8	2447		17.00	16.86
		9	2452		16.00	15.83
		10	2457		12.50	12.26
	11	2462	-2.50	-2.56		

Unless otherwise stated the results shown in this test report refer only to the sample(s) tested and such sample(s) are retained for 90 days only.

除非另有說明，此報告結果僅對測試之樣品負責，同時此樣品僅保留90天。本報告未經本公司書面許可，不可部份複製。

This document is issued by the Company subject to its General Conditions of Service printed overleaf, available on request or accessible at www.sgs.com/terms_and_conditions.htm and for electronic format documents, subject to Terms and Conditions for Electronic Documents at www.sgs.com/terms_e-document.htm. Attention is drawn to the limitation of liability, indemnification and jurisdiction issues defined therein. Any holder of this document is advised that information contained hereon reflects the Company's findings at the time of its intervention only and within the limits of Client's instructions, if any. The Company's sole responsibility is to its Client and this document does not exonerate parties to a transaction from exercising all their rights and obligations under the transaction documents. This document cannot be reproduced except in full, without prior written approval of the Company. Any unauthorized alteration, forgery or falsification of the content or appearance of this document is unlawful and offenders may be prosecuted to the fullest extent of the law.

Main Antenna						
Band	Mode	Channel	Frequency (MHz)	Data Rate	Max. Rated Avg. Power + Max. Tolerance (dBm)	Average power (dBm)
5.15-5.25 GHz	802.11a	36	5180	6Mbps	16.00	15.88
		40	5200		16.00	15.75
		44	5220		16.00	15.84
		48	5240		16.00	15.91
	802.11n20-HT0	36	5180	MCS0	16.00	15.87
		40	5200		16.00	15.70
		44	5220		16.00	15.92
		48	5240		16.00	15.78
	802.11ac20-VHT0	36	5180	MCS0	16.00	15.78
		40	5200		16.00	15.89
		44	5220		16.00	15.82
		48	5240		16.00	15.83
	802.11n40-HT0	38	5190	MCS0	16.00	15.94
		46	5230		16.00	15.88
	802.11ac40-VHT0	38	5190	MCS0	16.00	15.87
		46	5230		16.00	15.92
802.11ac80-VHT0	42	5210	MCS0	14.00	13.84	

Unless otherwise stated the results shown in this test report refer only to the sample(s) tested and such sample(s) are retained for 90 days only.

除非另有說明，此報告結果僅對測試之樣品負責，同時此樣品僅保留90天。本報告未經本公司書面許可，不可部份複製。

This document is issued by the Company subject to its General Conditions of Service printed overleaf, available on request or accessible at www.sgs.com/terms_and_conditions.htm and for electronic format documents, subject to Terms and Conditions for Electronic Documents at www.sgs.com/terms_e-document.htm. Attention is drawn to the limitation of liability, indemnification and jurisdiction issues defined therein. Any holder of this document is advised that information contained hereon reflects the Company's findings at the time of its intervention only and within the limits of Client's instructions, if any. The Company's sole responsibility is to its Client and this document does not exonerate parties to a transaction from exercising all their rights and obligations under the transaction documents. This document cannot be reproduced except in full, without prior written approval of the Company. Any unauthorized alteration, forgery or falsification of the content or appearance of this document is unlawful and offenders may be prosecuted to the fullest extent of the law.

Main Antenna						
Band	Mode	Channel	Frequency (MHz)	Data Rate	Max. Rated Avg. Power + Max. Tolerance (dBm)	Average power (dBm)
5.25-5.35 GHz	802.11a	52	5260	6Mbps	16.00	15.93
		56	5280		16.00	15.90
		60	5300		16.00	15.92
		64	5320		16.00	15.89
	802.11n20-HT0	52	5260	MCS0	16.00	15.90
		56	5280		16.00	15.86
		60	5300		16.00	15.82
		64	5320		16.00	15.88
	802.11ac20-VHT0	52	5260	MCS0	16.00	15.89
		56	5280		16.00	15.88
		60	5300		16.00	15.89
		64	5320		16.00	15.93
	802.11n40-HT0	54	5270	MCS0	16.00	15.93
		62	5310		14.50	14.40
	802.11ac40-VHT0	54	5270	MCS0	16.00	15.85
		62	5310		14.50	14.39
802.11ac80-VHT0	58	5290	MCS0	12.00	11.95	

Unless otherwise stated the results shown in this test report refer only to the sample(s) tested and such sample(s) are retained for 90 days only.

除非另有說明，此報告結果僅對測試之樣品負責，同時此樣品僅保留90天。本報告未經本公司書面許可，不可部份複製。

This document is issued by the Company subject to its General Conditions of Service printed overleaf, available on request or accessible at www.sgs.com/terms_and_conditions.htm and for electronic format documents, subject to Terms and Conditions for Electronic Documents at www.sgs.com/terms_e-document.htm. Attention is drawn to the limitation of liability, indemnification and jurisdiction issues defined therein. Any holder of this document is advised that information contained hereon reflects the Company's findings at the time of its intervention only and within the limits of Client's instructions, if any. The Company's sole responsibility is to its Client and this document does not exonerate parties to a transaction from exercising all their rights and obligations under the transaction documents. This document cannot be reproduced except in full, without prior written approval of the Company. Any unauthorized alteration, forgery or falsification of the content or appearance of this document is unlawful and offenders may be prosecuted to the fullest extent of the law.

Main Antenna						
Band	Mode	Channel	Frequency (MHz)	Data Rate	Max. Rated Avg. Power + Max. Tolerance (dBm)	Average power (dBm)
5600 MHz	802.11a	100	5500	6Mbps	16.00	15.83
		116	5580		16.00	15.74
		120	5600		16.00	15.81
		124	5620		16.00	15.75
		128	5640		16.00	15.83
		136	5680		16.00	15.87
		140	5700		16.00	15.91
	802.11n20-HT0	100	5500	MCS0	16.00	15.87
		116	5580		16.00	15.91
		120	5600		16.00	15.84
		124	5620		16.00	15.75
		128	5640		16.00	15.88
		136	5680		16.00	15.83
	802.11ac20-VHT0	100	5500	MCS0	16.00	15.82
		116	5580		16.00	15.95
		120	5600		16.00	15.83
		124	5620		16.00	15.85
		128	5640		16.00	15.84
		136	5680		16.00	15.84
		140	5700		16.00	15.82
	802.11n40-HT0	102	5510	MCS0	16.00	15.80
		110	5550		16.00	15.84
		118	5590		16.00	15.88
		126	5630		16.00	15.77
		134	5670		16.00	15.85
	802.11ac40-VHT0	102	5510	MCS0	16.00	15.83
		110	5550		16.00	15.83
		118	5590		16.00	15.87
		126	5630		16.00	15.92
		134	5670		16.00	15.89
802.11ac80-VHT0	106	5530	MCS0	13.50	13.37	
	122	5610		16.00	15.91	
	138	5690		16.00	15.86	

Unless otherwise stated the results shown in this test report refer only to the sample(s) tested and such sample(s) are retained for 90 days only.

除非另有說明，此報告結果僅對測試之樣品負責，同時此樣品僅保留90天。本報告未經本公司書面許可，不可部份複製。

This document is issued by the Company subject to its General Conditions of Service printed overleaf, available on request or accessible at www.sgs.com/terms_and_conditions.htm and for electronic format documents, subject to Terms and Conditions for Electronic Documents at www.sgs.com/terms_e-document.htm. Attention is drawn to the limitation of liability, indemnification and jurisdiction issues defined therein. Any holder of this document is advised that information contained hereon reflects the Company's findings at the time of its intervention only and within the limits of Client's instructions, if any. The Company's sole responsibility is to its Client and this document does not exonerate parties to a transaction from exercising all their rights and obligations under the transaction documents. This document cannot be reproduced except in full, without prior written approval of the Company. Any unauthorized alteration, forgery or falsification of the content or appearance of this document is unlawful and offenders may be prosecuted to the fullest extent of the law.

Main Antenna						
Mode	Mode	Channel	Frequency (MHz)	Data Rate	Max. Rated Avg. Power + Max. Tolerance (dBm)	Average power (dBm)
5800 MHz	802.11a	149	5745	6Mbps	16.00	15.80
		157	5785		16.00	15.83
		165	5825		16.00	15.90
	802.11n20-HT0	149	5745	MCS0	16.00	15.75
		157	5785		16.00	15.80
		165	5825		16.00	15.90
	802.11ac20-VHT0	149	5745	MCS0	16.00	15.98
		157	5785		16.00	15.93
		165	5825		16.00	15.79
	802.11n40-HT0	151	5755	MCS0	16.00	15.79
		159	5795		16.00	15.81
	802.11ac40-VHT0	151	5755	MCS0	16.00	15.81
		159	5795		16.00	15.83
	802.11ac80-VHT0	155	5775	MCS0	16.00	15.86

Unless otherwise stated the results shown in this test report refer only to the sample(s) tested and such sample(s) are retained for 90 days only.

除非另有說明，此報告結果僅對測試之樣品負責，同時此樣品僅保留90天。本報告未經本公司書面許可，不可部份複製。

This document is issued by the Company subject to its General Conditions of Service printed overleaf, available on request or accessible at www.sgs.com/terms_and_conditions.htm and for electronic format documents, subject to Terms and Conditions for Electronic Documents at www.sgs.com/terms_e-document.htm. Attention is drawn to the limitation of liability, indemnification and jurisdiction issues defined therein. Any holder of this document is advised that information contained hereon reflects the Company's findings at the time of its intervention only and within the limits of Client's instructions, if any. The Company's sole responsibility is to its Client and this document does not exonerate parties to a transaction from exercising all their rights and obligations under the transaction documents. This document cannot be reproduced except in full, without prior written approval of the Company. Any unauthorized alteration, forgery or falsification of the content or appearance of this document is unlawful and offenders may be prosecuted to the fullest extent of the law.

Reduced power (Tablet mode)
Aux (Chain 1)

Aux Antenna						
Band	Mode	Channel	Frequency (MHz)	Data Rate	Max. Rated Avg. Power + Max. Tolerance (dBm)	Average power (dBm)
2450 MHz	802.11b	1	2412	1Mbps	18.00	17.97
		6	2437		18.00	17.89
		11	2462		18.00	17.94
		12	2467		16.00	15.80
		13	2472		8.50	8.26
	802.11g	1	2412	6Mbps	18.00	17.81
		2	2417		18.00	17.89
		6	2437		18.00	17.90
		10	2457		17.50	17.26
		11	2462		17.00	16.93
		12	2467		10.50	10.29
	802.11n20-HT0	1	2412	MCS0	18.00	17.88
		2	2417		18.00	17.96
		6	2437		18.00	17.92
		10	2457		17.50	17.43
		11	2462		17.00	16.88
		12	2467		10.50	10.41
	802.11n40-HT0	13	2472	MCS0	-2.50	-2.58
		3	2422		17.00	16.92
		4	2427		17.50	17.40
		6	2437		18.00	17.85
		8	2447		16.50	16.34
		9	2452		16.00	15.90
		10	2457		12.50	12.37
	11	2462	-2.50	-2.71		

Unless otherwise stated the results shown in this test report refer only to the sample(s) tested and such sample(s) are retained for 90 days only.

除非另有說明，此報告結果僅對測試之樣品負責，同時此樣品僅保留90天。本報告未經本公司書面許可，不可部份複製。

This document is issued by the Company subject to its General Conditions of Service printed overleaf, available on request or accessible at www.sgs.com/terms_and_conditions.htm and for electronic format documents, subject to Terms and Conditions for Electronic Documents at www.sgs.com/terms_e-document.htm. Attention is drawn to the limitation of liability, indemnification and jurisdiction issues defined therein. Any holder of this document is advised that information contained hereon reflects the Company's findings at the time of its intervention only and within the limits of Client's instructions, if any. The Company's sole responsibility is to its Client and this document does not exonerate parties to a transaction from exercising all their rights and obligations under the transaction documents. This document cannot be reproduced except in full, without prior written approval of the Company. Any unauthorized alteration, forgery or falsification of the content or appearance of this document is unlawful and offenders may be prosecuted to the fullest extent of the law.

Aux Antenna						
Band	Mode	Channel	Frequency (MHz)	Data Rate	Max. Rated Avg. Power + Max. Tolerance (dBm)	Average power (dBm)
5.15-5.25 GHz	802.11a	36	5180	6Mbps	16.50	16.33
		40	5200		16.50	16.27
		44	5220		16.50	16.36
		48	5240		16.50	16.37
	802.11n20-HT0	36	5180	MCS0	16.50	16.28
		40	5200		16.50	16.35
		44	5220		16.50	16.39
		48	5240		16.50	16.41
	802.11ac20-VHT0	36	5180	MCS0	16.50	16.31
		40	5200		16.50	16.39
		44	5220		16.50	16.30
		48	5240		16.50	16.24
	802.11n40-HT0	38	5190	MCS0	16.50	16.48
		46	5230		16.50	16.40
	802.11ac40-VHT0	38	5190	MCS0	16.50	16.40
		46	5230		16.50	16.34
802.11ac80-VHT0	42	5210	MCS0	14.00	13.94	

Unless otherwise stated the results shown in this test report refer only to the sample(s) tested and such sample(s) are retained for 90 days only.

除非另有說明，此報告結果僅對測試之樣品負責，同時此樣品僅保留90天。本報告未經本公司書面許可，不可部份複製。

This document is issued by the Company subject to its General Conditions of Service printed overleaf, available on request or accessible at www.sgs.com/terms_and_conditions.htm and for electronic format documents, subject to Terms and Conditions for Electronic Documents at www.sgs.com/terms_e-document.htm. Attention is drawn to the limitation of liability, indemnification and jurisdiction issues defined therein. Any holder of this document is advised that information contained hereon reflects the Company's findings at the time of its intervention only and within the limits of Client's instructions, if any. The Company's sole responsibility is to its Client and this document does not exonerate parties to a transaction from exercising all their rights and obligations under the transaction documents. This document cannot be reproduced except in full, without prior written approval of the Company. Any unauthorized alteration, forgery or falsification of the content or appearance of this document is unlawful and offenders may be prosecuted to the fullest extent of the law.

Aux Antenna						
Band	Mode	Channel	Frequency (MHz)	Data Rate	Max. Rated Avg. Power + Max. Tolerance (dBm)	Average power (dBm)
5.25-5.35 GHz	802.11a	52	5260	6Mbps	16.50	16.41
		56	5280		16.50	16.37
		60	5300		16.50	16.33
		64	5320		16.50	16.49
	802.11n20-HT0	52	5260	MCS0	16.50	16.36
		56	5280		16.50	16.40
		60	5300		16.50	16.37
		64	5320		16.50	16.37
	802.11ac20-VHT0	52	5260	MCS0	16.50	16.34
		56	5280		16.50	16.25
		60	5300		16.50	16.41
		64	5320		16.50	16.40
	802.11n40-HT0	54	5270	MCS0	16.50	16.36
		62	5310		15.00	14.92
	802.11ac40-VHT0	54	5270	MCS0	16.50	16.44
		62	5310		15.00	14.88
802.11ac80-VHT0	58	5290	MCS0	12.00	11.85	

Unless otherwise stated the results shown in this test report refer only to the sample(s) tested and such sample(s) are retained for 90 days only.

除非另有說明，此報告結果僅對測試之樣品負責，同時此樣品僅保留90天。本報告未經本公司書面許可，不可部份複製。

This document is issued by the Company subject to its General Conditions of Service printed overleaf, available on request or accessible at www.sgs.com/terms_and_conditions.htm and for electronic format documents, subject to Terms and Conditions for Electronic Documents at www.sgs.com/terms_e-document.htm. Attention is drawn to the limitation of liability, indemnification and jurisdiction issues defined therein. Any holder of this document is advised that information contained hereon reflects the Company's findings at the time of its intervention only and within the limits of Client's instructions, if any. The Company's sole responsibility is to its Client and this document does not exonerate parties to a transaction from exercising all their rights and obligations under the transaction documents. This document cannot be reproduced except in full, without prior written approval of the Company. Any unauthorized alteration, forgery or falsification of the content or appearance of this document is unlawful and offenders may be prosecuted to the fullest extent of the law.

Aux Antenna						
Band	Mode	Channel	Frequency (MHz)	Data Rate	Max. Rated Avg. Power + Max. Tolerance (dBm)	Average power (dBm)
5600 MHz	802.11a	100	5500	6Mbps	16.50	16.36
		116	5580		16.50	16.37
		120	5600		16.50	16.42
		124	5620		16.50	16.32
		128	5640		16.50	16.32
		136	5680		16.50	16.33
		140	5700		16.00	15.90
	802.11n20-HT0	100	5500	MCS0	16.50	16.31
		116	5580		16.50	16.39
		120	5600		16.50	16.29
		124	5620		16.50	16.29
		128	5640		16.50	16.26
		136	5680		16.50	16.38
		140	5700		16.00	15.94
	802.11ac20-VHT0	100	5500	MCS0	16.50	16.44
		116	5580		16.50	16.34
		120	5600		16.50	16.35
		124	5620		16.50	16.37
		128	5640		16.50	16.39
		136	5680		16.50	16.35
		140	5700		16.00	15.93
	802.11ac20-VHT0	144	5720	16.50	16.20	
		102	5510	MCS0	16.50	16.37
		110	5550		16.50	16.38
		118	5590		16.50	16.36
		126	5630		16.50	16.30
	134	5670	16.50		16.45	
	802.11n40-HT0	102	5510	MCS0	16.50	16.38
		110	5550		16.50	16.37
		118	5590		16.50	16.31
		126	5630		16.50	16.23
		134	5670		16.50	16.37
		142	5710		16.50	16.33
	802.11ac40-VHT0	106	5530	MCS0	14.00	13.90
		122	5610		16.50	16.34
		138	5690		16.50	16.33

Unless otherwise stated the results shown in this test report refer only to the sample(s) tested and such sample(s) are retained for 90 days only.

除非另有說明，此報告結果僅對測試之樣品負責，同時此樣品僅保留90天。本報告未經本公司書面許可，不可部份複製。

This document is issued by the Company subject to its General Conditions of Service printed overleaf, available on request or accessible at www.sgs.com/terms_and_conditions.htm and for electronic format documents, subject to Terms and Conditions for Electronic Documents at www.sgs.com/terms_e-document.htm. Attention is drawn to the limitation of liability, indemnification and jurisdiction issues defined therein. Any holder of this document is advised that information contained hereon reflects the Company's findings at the time of its intervention only and within the limits of Client's instructions, if any. The Company's sole responsibility is to its Client and this document does not exonerate parties to a transaction from exercising all their rights and obligations under the transaction documents. This document cannot be reproduced except in full, without prior written approval of the Company. Any unauthorized alteration, forgery or falsification of the content or appearance of this document is unlawful and offenders may be prosecuted to the fullest extent of the law.

Aux Antenna						
Mode	Mode	Channel	Frequency (MHz)	Data Rate	Max. Rated Avg. Power + Max. Tolerance (dBm)	Average power (dBm)
5800 MHz	802.11a	149	5745	6Mbps	16.50	16.32
		157	5785		16.50	16.35
		165	5825		16.50	16.28
	802.11n20-HT0	149	5745	MCS0	16.50	16.32
		157	5785		16.50	16.36
		165	5825		16.50	16.31
	802.11ac20-VHT0	149	5745	MCS0	16.50	16.41
		157	5785		16.50	16.28
		165	5825		16.50	16.29
	802.11n40-HT0	151	5755	MCS0	16.50	16.40
		159	5795		16.50	16.37
	802.11ac40-VHT0	151	5755	MCS0	16.50	16.44
		159	5795		16.50	16.45
	802.11ac80-VHT0	155	5775	MCS0	16.50	16.42

Bluetooth conducted power table:

Mode	Channel	Frequency (MHz)	Average Output Power (dBm)			Max. Rated Avg. Power + Max. Tolerance (dBm)
			1Mbps	2Mbps	3Mbps	
BR/EDR	CH 00	2402	9.80	8.21	7.52	11.5
	CH 39	2441	11.15	9.27	8.59	
	CH 78	2480	9.72	8.03	7.05	

Mode	Channel	Frequency (MHz)	Average Output Power (dBm)	Max. Rated Avg. Power + Max. Tolerance (dBm)
			GFSK	
LE	CH 00	2402	6.41	7
	CH 20	2442	6.93	
	CH 39	2480	5.69	

Unless otherwise stated the results shown in this test report refer only to the sample(s) tested and such sample(s) are retained for 90 days only.

除非另有說明，此報告結果僅對測試之樣品負責，同時此樣品僅保留90天。本報告未經本公司書面許可，不可部份複製。

This document is issued by the Company subject to its General Conditions of Service printed overleaf, available on request or accessible at www.sgs.com/terms_and_conditions.htm and for electronic format documents, subject to Terms and Conditions for Electronic Documents at www.sgs.com/terms_e-document.htm. Attention is drawn to the limitation of liability, indemnification and jurisdiction issues defined therein. Any holder of this document is advised that information contained hereon reflects the Company's findings at the time of its intervention only and within the limits of Client's instructions, if any. The Company's sole responsibility is to its Client and this document does not exonerate parties to a transaction from exercising all their rights and obligations under the transaction documents. This document cannot be reproduced except in full, without prior written approval of the Company. Any unauthorized alteration, forgery or falsification of the content or appearance of this document is unlawful and offenders may be prosecuted to the fullest extent of the law.

1.3.1 LTE Downlink CA specification

LTE Downlink 2CA conducted power table

Two Component Carrier Maximum Conducted Power																
PCC Band	PCC Bandwidth [MHz]	PCC (UL) Channel	PCC (UL) Frequency [MHz]	Modulation	PCC (UL) RB	PCC (UL) RB Offset	PCC (DL) Channel	PCC (DL) Frequency [MHz]	SCC				Power		Configurations	Maximum power
									SCC Band	SCC Bandwidth [MHz]	SCC (DL) Channel	SCC (DL) Frequency [MHz]	LTE Tx Power with DL CA active (dBm)	LTE Tx Power with DL CA inactive (dBm)		
LTE B2	20	18700	1860	QPSK	1	0	700	1940	LTE B2	20	1100	1980	23.20	23.30	CA_2A-2A	Full power
LTE B2	20	18700	1860	QPSK	1	0	700	1940	LTE B2	20	1100	1980	17.23	17.37	CA_2A-2A	Reduced power
LTE B2	20	18700	1860	QPSK	1	0	700	1940	LTE B17	10	5790	740	23.10	23.30	CA_2A-17A	Full power
LTE B2	20	18900	1890	QPSK	100	0	900	1960	LTE B17	10	5790	740	17.31	17.48	CA_2A-17A	Reduced power
LTE B17	10	23780	709	QPSK	1	0	5780	739	LTE B2	20	900	1960	22.61	22.74	CA_2A-17A	Full power
LTE B17	10	23780	709	QPSK	1	0	5780	739	LTE B2	20	900	1960	20.85	20.99	CA_2A-17A	Reduced power
LTE B4	20	20300	1745	QPSK	1	99	2300	2145	LTE B4	20	2050	2120	23.11	23.29	CA_4A-4A	Full power
LTE B4	20	20300	1745	QPSK	100	0	2300	2145	LTE B4	20	2050	2120	18.33	18.48	CA_4A-4A	Reduced power
LTE B4	20	20300	1745	QPSK	1	99	2300	2145	LTE B17	10	5790	740	23.15	23.29	CA_4A-17A	Full power
LTE B4	20	20300	1745	QPSK	100	0	2300	2145	LTE B17	10	5790	740	18.36	18.48	CA_4A-17A	Reduced power
LTE B17	10	23780	709	QPSK	1	0	5780	739	LTE B4	20	2175	2132.5	22.56	22.74	CA_4A-17A	Full power
LTE B17	10	23780	709	QPSK	1	0	5780	739	LTE B4	20	2175	2132.5	20.75	20.99	CA_4A-17A	Reduced power
LTE B5	10	20600	844	QPSK	1	0	2600	889	LTE B7	20	21100	2535	23.80	23.91	CA_5A-7A	Full power
LTE B5	10	20600	844	QPSK	1	0	2600	889	LTE B7	20	21100	2535	22.34	22.48	CA_5A-7A	Reduced power
LTE B7	20	21100	2535	QPSK	1	0	3100	2655	LTE B5	10	2525	881.5	22.45	22.53	CA_5A-7A	Full power
LTE B7	20	21100	2535	QPSK	1	0	3100	2655	LTE B5	10	2525	881.5	16.85	17.00	CA_5A-7A	Reduced power
LTE B7	15	20825	2507.5	QPSK	1	74	2825	2627.5	LTE B7	5	2918	2636	22.11	22.26	CA_7B	Full power
LTE B7	15	20825	2507.5	QPSK	36	37	2825	2627.5	LTE B7	5	2918	2636	16.66	16.78	CA_7B	Reduced power
LTE B7	20	21350	2560	QPSK	1	50	3350	2680	LTE B7	20	3152	2660.2	22.32	22.52	CA_7C	Full power
LTE B7	20	21350	2560	QPSK	1	50	3350	2680	LTE B7	20	3152	2660.2	16.85	16.91	CA_7C	Reduced power
LTE B7	20	21350	2560	QPSK	1	50	3350	2680	LTE B7	20	2850	2630	22.43	22.52	CA_7A-7A	Full power
LTE B7	20	21350	2560	QPSK	1	50	3350	2680	LTE B7	20	2850	2630	16.81	16.91	CA_7A-7A	Reduced power
LTE B41	20	41490	2680	QPSK	1	0	41490	2680	LTE B41	20	41292	2660.2	22.32	22.49	CA_41C	Full power
LTE B41	20	41490	2680	QPSK	1	0	41490	2680	LTE B41	20	39750	2506	22.41	22.49	CA_41A-41A	Full power
LTE B66	20	1770	132572	QPSK	1	0	67036	2170	LTE B66	20	65536	2120	23.10	23.24	CA_66A-66A	Full power
LTE B66	20	1770	132572	QPSK	1	0	67036	2170	LTE B66	20	65536	2120	18.32	18.45	CA_66A-66A	Reduced power

Unless otherwise stated the results shown in this test report refer only to the sample(s) tested and such sample(s) are retained for 90 days only.

除非另有說明，此報告結果僅對測試之樣品負責，同時此樣品僅保留90天。本報告未經本公司書面許可，不可部份複製。

This document is issued by the Company subject to its General Conditions of Service printed overleaf, available on request or accessible at www.sgs.com/terms_and_conditions.htm and for electronic format documents, subject to Terms and Conditions for Electronic Documents at www.sgs.com/terms_e-document.htm. Attention is drawn to the limitation of liability, indemnification and jurisdiction issues defined therein. Any holder of this document is advised that information contained hereon reflects the Company's findings at the time of its intervention only and within the limits of Client's instructions, if any. The Company's sole responsibility is to its Client and this document does not exonerate parties to a transaction from exercising all their rights and obligations under the transaction documents. This document cannot be reproduced except in full, without prior written approval of the Company. Any unauthorized alteration, forgery or falsification of the content or appearance of this document is unlawful and offenders may be prosecuted to the fullest extent of the law.

LTE CA information

A)

The device supports downlink LTE Carrier Aggregation (CA) only. It supports a maximum of 3 carriers in the downlink. Other Release 10 features or higher features are not supported, including Uplink Carrier Aggregation, Enhanced SC-FDMA and Uplink MIMO or other antenna diversity configurations etc. All uplink communications are identical to the Release 8 Specifications.

The possible downlink LTE CA combinations supported by this device are as below tables per 3GPP TS 36.521-1 V14.3.0. The conducted power measurement results of downlink LTE CA are provided as above per 3GPP TS 36.521-1 V14.3.0. According to KDB 941225 D05A and RF exposure procedures in TCB workshop April 2018, the downlink LTE CA SAR test is not required.

B)

CA combination table

Unless otherwise stated the results shown in this test report refer only to the sample(s) tested and such sample(s) are retained for 90 days only.

除非另有說明，此報告結果僅對測試之樣品負責，同時此樣品僅保留90天。本報告未經本公司書面許可，不可部份複製。

This document is issued by the Company subject to its General Conditions of Service printed overleaf, available on request or accessible at www.sgs.com/terms_and_conditions.htm and for electronic format documents, subject to Terms and Conditions for Electronic Documents at www.sgs.com/terms_e-document.htm. Attention is drawn to the limitation of liability, indemnification and jurisdiction issues defined therein. Any holder of this document is advised that information contained hereon reflects the Company's findings at the time of its intervention only and within the limits of Client's instructions, if any. The Company's sole responsibility is to its Client and this document does not exonerate parties to a transaction from exercising all their rights and obligations under the transaction documents. This document cannot be reproduced except in full, without prior written approval of the Company. Any unauthorized alteration, forgery or falsification of the content or appearance of this document is unlawful and offenders may be prosecuted to the fullest extent of the law.

Index	2CC	Restriction	Completely Covered by Measurement	Index	3CC	Restriction	Completely Covered by Measurement
2CC #1	CA 2C		3CC #3	3CC #1	CA 2A-4A-5A		No
2CC #2	CA 2A-2A		No	3CC #2	CA 2A-4A-13A		No
2CC #3	CA 2A-4A		3CC #1	3CC #3	CA 2C-5A		No
2CC #4	CA 2A-5A		3CC #4	3CC #4	CA 2A-5A-30A		No
2CC #5	CA 2A-12A		3CC #6	3CC #5	CA 2A-5A-66A		No
2CC #6	CA 2A-13A		3CC #7	3CC #6	CA 2A-12A-30A		No
2CC #7	CA 2A-17A		No	3CC #7	CA 2A-13A-66A		No
2CC #8	CA 2A-29A	B29 SCC only	3CC #8	3CC #8	CA 2A-29A-30A	B29 SCC only	No
2CC #9	CA 2A-30A		3CC #4	3CC #9	CA 2A-66B		No
2CC #10	CA 2A-66A		3CC #5	3CC #10	CA 2A-66C		No
2CC #11	CA 4A-4A		No	3CC #11	CA 4A-5A-30A		No
2CC #12	CA 4A-5A		3CC #11	3CC #12	CA 4A-12A-30A		No
2CC #13	CA 4A-12A		3CC #12	3CC #13	CA 4A-29A-30A	B29 SCC only	No
2CC #14	CA 4A-13A		3CC #2	3CC #14	CA 5A-66B		No
2CC #15	CA 4A-17A		No	3CC #15	CA 5A-66C		No
2CC #16	CA 4A-29A	B29 SCC only	3CC #13	3CC #16	CA 66D		No
2CC #17	CA 4A-30A		3CC #11	3CC #17	CA 13A-66B		No
2CC #18	CA 5A-7A		No	3CC #18	CA 13A-66C		No
2CC #19	CA 5A-30A		3CC #4				
2CC #20	CA 5A-66A		3CC #5				
2CC #21	CA-7B		No				
2CC #22	CA-7C		No				
2CC #23	CA-7A-7A		No				
2CC #24	CA 12A-30A		3CC #6				
2CC #25	CA 13A-66A		3CC #7				
2CC #26	CA 29A-30A		3CC #8				
2CC #27	CA 41C		No				
2CC #28	CA 41A-41A		No				
2CC #29	CA 66B		3CC #9				
2CC #30	CA 66C		3CC #10				
2CC #31	CA 66A-66A		No				

Unless otherwise stated the results shown in this test report refer only to the sample(s) tested and such sample(s) are retained for 90 days only.

除非另有說明，此報告結果僅對測試之樣品負責，同時此樣品僅保留90天。本報告未經本公司書面許可，不可部份複製。

This document is issued by the Company subject to its General Conditions of Service printed overleaf, available on request or accessible at www.sgs.com/terms_and_conditions.htm and for electronic format documents, subject to Terms and Conditions for Electronic Documents at www.sgs.com/terms_e-document.htm. Attention is drawn to the limitation of liability, indemnification and jurisdiction issues defined therein. Any holder of this document is advised that information contained hereon reflects the Company's findings at the time of its intervention only and within the limits of Client's instructions, if any. The Company's sole responsibility is to its Client and this document does not exonerate parties to a transaction from exercising all their rights and obligations under the transaction documents. This document cannot be reproduced except in full, without prior written approval of the Company. Any unauthorized alteration, forgery or falsification of the content or appearance of this document is unlawful and offenders may be prosecuted to the fullest extent of the law.

Table 1: intra-band contiguous CA

E-UTRA CA configuration	Component carriers in order of increasing carrier frequency			Maximum aggregated bandwidth [MHz]	Bandwidth combination set
	Channel bandwidths for carrier [MHz]	Channel bandwidths for carrier [MHz]	Channel bandwidths for carrier [MHz]		
CA_2C	5	20		40	0
	10	15,20			
	15	10,15,20			
	20	5,10,15,20			
CA_7B	15	5		20	0
CA_7C	15	15		40	0
	20	20		40	1
	10	20			
	15	15,20		40	2
	20	10,15,20			
	15	10,15		40	2
CA_41C	10	20		40	0
	15	15,20			
	20	10,15,20			
	5,10	20		40	1
	15	15,20			
	20	5,10,15,20			
	10	15,20		40	2
	15	10,15,20			
	20	10,15,20			
	10	20		40	3
20	20				
CA_66D	5	20	20	60	0

Unless otherwise stated the results shown in this test report refer only to the sample(s) tested and such sample(s) are retained for 90 days only.

除非另有說明，此報告結果僅對測試之樣品負責，同時此樣品僅保留90天。本報告未經本公司書面許可，不可部份複製。

This document is issued by the Company subject to its General Conditions of Service printed overleaf, available on request or accessible at www.sgs.com/terms_and_conditions.htm and for electronic format documents, subject to Terms and Conditions for Electronic Documents at www.sgs.com/terms_e-document.htm. Attention is drawn to the limitation of liability, indemnification and jurisdiction issues defined therein. Any holder of this document is advised that information contained hereon reflects the Company's findings at the time of its intervention only and within the limits of Client's instructions, if any. The Company's sole responsibility is to its Client and this document does not exonerate parties to a transaction from exercising all their rights and obligations under the transaction documents. This document cannot be reproduced except in full, without prior written approval of the Company. Any unauthorized alteration, forgery or falsification of the content or appearance of this document is unlawful and offenders may be prosecuted to the fullest extent of the law.

	20	5	20		
	20	20	5		
	10	20	15		
	15	20	10		
	10,15,20	15,20	20		
	15,20	10	20		
	15	15,20	15		
	20	15,20	10,15		
	20	10	15		

Unless otherwise stated the results shown in this test report refer only to the sample(s) tested and such sample(s) are retained for 90 days only.

除非另有說明，此報告結果僅對測試之樣品負責，同時此樣品僅保留90天。本報告未經本公司書面許可，不可部份複製。

This document is issued by the Company subject to its General Conditions of Service printed overleaf, available on request or accessible at www.sgs.com/terms_and_conditions.htm and for electronic format documents, subject to Terms and Conditions for Electronic Documents at www.sgs.com/terms_e-document.htm. Attention is drawn to the limitation of liability, indemnification and jurisdiction issues defined therein. Any holder of this document is advised that information contained hereon reflects the Company's findings at the time of its intervention only and within the limits of Client's instructions, if any. The Company's sole responsibility is to its Client and this document does not exonerate parties to a transaction from exercising all their rights and obligations under the transaction documents. This document cannot be reproduced except in full, without prior written approval of the Company. Any unauthorized alteration, forgery or falsification of the content or appearance of this document is unlawful and offenders may be prosecuted to the fullest extent of the law.

Table 2: intra-band non-contiguous CA (with two sub-blocks)

-UTRACA configuration	Component carriers in order of increasing carrier frequency			Maximum aggregated bandwidth [MHz]	Bandwidth combination set
	Channel bandwidths for carrier [MHz]	Channel bandwidths for carrier [MHz]	Channel bandwidths for carrier [MHz]		
CA_2A-2A	5,10,15,20	5,10,15,20		40	0
CA_4A-4A	5,10,15,20	5,10,15,20		40	0
	5,10	5,10		20	1
CA_7A-7A	5	15		40	0
	10	10,15			
	15	15,20			
	20	20		40	1
	5,10,15,20	5,10,15,20		40	1
	5,10,15,20	5,10		30	2
	10,15,20	10,15,20		40	3
CA_41A-41A	10,15,20	10,15,20		40	0
	5,10,15,20	5,10,15,20		40	1

Unless otherwise stated the results shown in this test report refer only to the sample(s) tested and such sample(s) are retained for 90 days only.

除非另有說明，此報告結果僅對測試之樣品負責，同時此樣品僅保留90天。本報告未經本公司書面許可，不可部份複製。

This document is issued by the Company subject to its General Conditions of Service printed overleaf, available on request or accessible at www.sgs.com/terms_and_conditions.htm and for electronic format documents, subject to Terms and Conditions for Electronic Documents at www.sgs.com/terms_e-document.htm. Attention is drawn to the limitation of liability, indemnification and jurisdiction issues defined therein. Any holder of this document is advised that information contained hereon reflects the Company's findings at the time of its intervention only and within the limits of Client's instructions, if any. The Company's sole responsibility is to its Client and this document does not exonerate parties to a transaction from exercising all their rights and obligations under the transaction documents. This document cannot be reproduced except in full, without prior written approval of the Company. Any unauthorized alteration, forgery or falsification of the content or appearance of this document is unlawful and offenders may be prosecuted to the fullest extent of the law.

Table 3: inter-band CA (two bands)

E-UTRA CA Configuration	E-UTRA Bands	1.4 MHz	3 MHz	5 MHz	10 MHz	15 MHz	20 MHz	Maximum aggregated bandwidth [MHz]	Bandwidth combination set
CA_2A-4A	2	Yes	Yes	Yes	Yes	Yes	Yes	40	0
	4			Yes	Yes	Yes	Yes		
	2			Yes	Yes			20	1
	4			Yes	Yes				
	2			Yes	Yes	Yes	Yes	40	2
	4			Yes	Yes	Yes	Yes		
CA_2A-5A	2			Yes	Yes	Yes	Yes	30	0
	5			Yes	Yes				
	2			Yes	Yes			20	1
	5			Yes	Yes				
CA_2C-5A	2	See CA_2C bandwidth combination set 0 in 3GPP TS 36,521-1 table 5.4.2A. 1-3						50	0
	5			Yes	Yes				
CA_2A-12A	2			Yes	Yes	Yes	Yes	30	0
	12			Yes	Yes				
	2			Yes	Yes	Yes	Yes	30	1
	12		Yes	Yes	Yes				
	2			Yes	Yes			20	2
	12			Yes	Yes				
CA_2A-13A	2			Yes	Yes	Yes	Yes	30	0
	13				Yes				
	2			Yes	Yes			20	1
	13				Yes				
CA_2A-17A	2			Yes	Yes			20	0
	17			Yes	Yes				
CA_2A-29A	2			Yes	Yes			20	0

Unless otherwise stated the results shown in this test report refer only to the sample(s) tested and such sample(s) are retained for 90 days only.

除非另有說明，此報告結果僅對測試之樣品負責，同時此樣品僅保留90天。本報告未經本公司書面許可，不可部份複製。

This document is issued by the Company subject to its General Conditions of Service printed overleaf, available on request or accessible at www.sgs.com/terms_and_conditions.htm and for electronic format documents, subject to Terms and Conditions for Electronic Documents at www.sgs.com/terms_e-document.htm. Attention is drawn to the limitation of liability, indemnification and jurisdiction issues defined therein. Any holder of this document is advised that information contained hereon reflects the Company's findings at the time of its intervention only and within the limits of Client's instructions, if any. The Company's sole responsibility is to its Client and this document does not exonerate parties to a transaction from exercising all their rights and obligations under the transaction documents. This document cannot be reproduced except in full, without prior written approval of the Company. Any unauthorized alteration, forgery or falsification of the content or appearance of this document is unlawful and offenders may be prosecuted to the fullest extent of the law.

	29			Yes	Yes	Yes				
	2				Yes	Yes				
	29				Yes	Yes			20	1
	2				Yes	Yes	Yes	Yes		
	29				Yes	Yes			30	2
CA_2A-30A	2				Yes	Yes	Yes	Yes		
	30				Yes	Yes			30	0
CA_2A-66A	2	Yes	Yes	Yes	Yes	Yes	Yes	Yes	40	0
	66				Yes	Yes	Yes	Yes		
	2				Yes	Yes			20	1
	66				Yes	Yes				
	2				Yes	Yes	Yes	Yes	40	2
66				Yes	Yes	Yes	Yes			
CA_2A-66B	2				Yes	Yes	Yes	Yes		
	66	See CA_66B bandwidth combination set 0 in 3GPP TS 36,521-1 table 5.4.2A. 1-1								40
CA_2A-66C	2				Yes	Yes	Yes	Yes		
	66	See CA_66C bandwidth combination set 0 in 3GPP TS 36,521-1 table 5.4.2A. 1-1								60
CA_4A-5A	4				Yes	Yes			20	0
	5				Yes	Yes				
	4				Yes	Yes	Yes	Yes	30	1
	5				Yes	Yes				
CA_4A-12A	4	Yes	Yes	Yes	Yes				20	0
	12				Yes	Yes				
	4	Yes	Yes	Yes	Yes	Yes	Yes	Yes	30	1
	12				Yes	Yes				
	4				Yes	Yes	Yes	Yes	30	2
	12		Yes	Yes	Yes	Yes				
	4				Yes	Yes			20	3
12				Yes	Yes					

Unless otherwise stated the results shown in this test report refer only to the sample(s) tested and such sample(s) are retained for 90 days only.

除非另有說明，此報告結果僅對測試之樣品負責，同時此樣品僅保留90天。本報告未經本公司書面許可，不可部份複製。

This document is issued by the Company subject to its General Conditions of Service printed overleaf, available on request or accessible at www.sgs.com/terms_and_conditions.htm and for electronic format documents, subject to Terms and Conditions for Electronic Documents at www.sgs.com/terms_e-document.htm. Attention is drawn to the limitation of liability, indemnification and jurisdiction issues defined therein. Any holder of this document is advised that information contained hereon reflects the Company's findings at the time of its intervention only and within the limits of Client's instructions, if any. The Company's sole responsibility is to its Client and this document does not exonerate parties to a transaction from exercising all their rights and obligations under the transaction documents. This document cannot be reproduced except in full, without prior written approval of the Company. Any unauthorized alteration, forgery or falsification of the content or appearance of this document is unlawful and offenders may be prosecuted to the fullest extent of the law.

	4			Yes	Yes	Yes	Yes	30	4
	12			Yes	Yes				
	4			Yes	Yes	Yes		20	5
	12			Yes					
CA_4A-13A	4			Yes	Yes	Yes	Yes	30	0
	13				Yes				
	4			Yes	Yes			20	1
	13				Yes				
CA_4A-29A	4			Yes	Yes			20	0
	29		Yes	Yes	Yes				
	4			Yes	Yes			20	1
	29			Yes	Yes				
	4			Yes	Yes	Yes	Yes	30	2
	29			Yes	Yes				
CA_4A-30A	4			Yes	Yes	Yes	Yes	30	0
	30			Yes	Yes				
CA_5A-7A	5	Yes	Yes	Yes	Yes			30	0
	7				Yes	Yes	Yes		
	5			Yes	Yes			30	1
	7				Yes	Yes	Yes		
CA_5A-30A	5			Yes	Yes			20	0
	30			Yes	Yes				
CA_5A-66A	5			Yes	Yes			30	0
	66			Yes	Yes	Yes	Yes		
CA_5A-66B	5			Yes	Yes			30	0
	66			See CA_66B bandwidth combination set 2 in 3GPP TS 36,521-1 table 5.4.2A. 1-1					
CA_5A-66C	5			Yes	Yes			50	0
	66			See CA_66C bandwidth combination set 2 in 3GPP TS 36,521-1 table 5.4.2A. 1-1					
CA_12A-30A	12			Yes	Yes			20	0

Unless otherwise stated the results shown in this test report refer only to the sample(s) tested and such sample(s) are retained for 90 days only.

除非另有說明，此報告結果僅對測試之樣品負責，同時此樣品僅保留90天。本報告未經本公司書面許可，不可部份複製。

This document is issued by the Company subject to its General Conditions of Service printed overleaf, available on request or accessible at www.sgs.com/terms_and_conditions.htm and for electronic format documents, subject to Terms and Conditions for Electronic Documents at www.sgs.com/terms_e-document.htm. Attention is drawn to the limitation of liability, indemnification and jurisdiction issues defined therein. Any holder of this document is advised that information contained hereon reflects the Company's findings at the time of its intervention only and within the limits of Client's instructions, if any. The Company's sole responsibility is to its Client and this document does not exonerate parties to a transaction from exercising all their rights and obligations under the transaction documents. This document cannot be reproduced except in full, without prior written approval of the Company. Any unauthorized alteration, forgery or falsification of the content or appearance of this document is unlawful and offenders may be prosecuted to the fullest extent of the law.

	30			Yes	Yes				
CA_13A-66A	13			Yes	Yes			30	0
	66			Yes	Yes	Yes	Yes		
CA_13A-66B	13			Yes	Yes			30	0
	66	See CA_66B bandwidth combination set 0 in 3GPP TS 36,521-1 table 5.4.2A. 1-1							
CA_13A-66C	13			Yes	Yes			50	0
	66	See CA_66C bandwidth combination set 0 in 3GPP TS 36,521-1 table 5.4.2A. 1-1							
CA_29A-30A	29			Yes	Yes			20	0
	30			Yes	Yes				

Table 4: inter-band CA (three bands)

E-UTRA CA Configuration	E-UTRA Bands	1.4 MHz	3 MHz	5 MHz	10 MHz	15 MHz	20 MHz	Maximum aggregated bandwidth [MHz]	Bandwidth combination set
CA_2A-4A-5A	2			Yes	Yes	Yes	Yes	50	0
	4			Yes	Yes	Yes	Yes		
	5			Yes	Yes				
CA_2A-4A-13A	2			Yes	Yes	Yes	Yes	50	0
	4			Yes	Yes	Yes	Yes		
	13				Yes				
CA_2A-5A-30A	2			Yes	Yes	Yes	Yes	40	0
	5			Yes	Yes				
	30			Yes	Yes				
CA_2A-5A-66A	2			Yes	Yes	Yes	Yes	50	0
	5			Yes	Yes				
	66			Yes	Yes	Yes	Yes		
CA_2A-12A-30A	2			Yes	Yes	Yes	Yes	40	0
	12			Yes	Yes				

Unless otherwise stated the results shown in this test report refer only to the sample(s) tested and such sample(s) are retained for 90 days only.

除非另有說明，此報告結果僅對測試之樣品負責，同時此樣品僅保留90天。本報告未經本公司書面許可，不可部份複製。

This document is issued by the Company subject to its General Conditions of Service printed overleaf, available on request or accessible at www.sgs.com/terms_and_conditions.htm and for electronic format documents, subject to Terms and Conditions for Electronic Documents at www.sgs.com/terms_e-document.htm. Attention is drawn to the limitation of liability, indemnification and jurisdiction issues defined therein. Any holder of this document is advised that information contained hereon reflects the Company's findings at the time of its intervention only and within the limits of Client's instructions, if any. The Company's sole responsibility is to its Client and this document does not exonerate parties to a transaction from exercising all their rights and obligations under the transaction documents. This document cannot be reproduced except in full, without prior written approval of the Company. Any unauthorized alteration, forgery or falsification of the content or appearance of this document is unlawful and offenders may be prosecuted to the fullest extent of the law.

	30			Yes	Yes				
CA_2A-13A-66A	2			Yes	Yes	Yes	Yes	50	0
	13			Yes	Yes				
	66			Yes	Yes	Yes	Yes		
CA_2A-29A-30A	2			Yes	Yes	Yes	Yes	40	0
	29			Yes	Yes				
	30			Yes	Yes				
CA_4A-5A-30A	4			Yes	Yes	Yes	Yes	40	0
	5			Yes	Yes				
	30			Yes	Yes				
CA_4A-12A-30A	4			Yes	Yes	Yes	Yes	40	0
	12			Yes	Yes				
	30			Yes	Yes				
CA_4A-29A-30A	4			Yes	Yes	Yes	Yes	40	0
	29			Yes	Yes				
	30			Yes	Yes				

Note:

- 1) For the inter-band CA combinations, except B29 can't be PCC, all the listed bands above can be used as PCC or SCC.
- 2) The channel spacing and aggregated channel bandwidth for CA are identical to the associated specification in 3GPP TS 36.521-1 V14.3.0.
- 3) The reference test frequencies for CA refers to 3GPP TS 36.508 V14.2.0
- 4) Testing is not required in bands or modes not intended/allowed for US operation
- 5) Based on TCB workshop April 2018, only indicate "No" in CA combination table need power measurement

Unless otherwise stated the results shown in this test report refer only to the sample(s) tested and such sample(s) are retained for 90 days only.

除非另有說明，此報告結果僅對測試之樣品負責，同時此樣品僅保留90天。本報告未經本公司書面許可，不可部份複製。

This document is issued by the Company subject to its General Conditions of Service printed overleaf, available on request or accessible at www.sgs.com/terms_and_conditions.htm and for electronic format documents, subject to Terms and Conditions for Electronic Documents at www.sgs.com/terms_e-document.htm. Attention is drawn to the limitation of liability, indemnification and jurisdiction issues defined therein. Any holder of this document is advised that information contained hereon reflects the Company's findings at the time of its intervention only and within the limits of Client's instructions, if any. The Company's sole responsibility is to its Client and this document does not exonerate parties to a transaction from exercising all their rights and obligations under the transaction documents. This document cannot be reproduced except in full, without prior written approval of the Company. Any unauthorized alteration, forgery or falsification of the content or appearance of this document is unlawful and offenders may be prosecuted to the fullest extent of the law.

1.3.2 SAR test exclusion for LTE DL MIMO

SAR test exclusion for LTE DL MIMO was determined by UL power measurements with and without DL MIMO. SAR for DL MIMO was not needed since the maximum output power with DL MIMO active was not > 0.25dB higher than the maximum output power with DL MIMO inactive.

DL MIMO maximum power verification									
PCC							Power		Maximum power
PCC Band	PCC Bandwidth [MHz]	PCC (UL) Channel	PCC (UL) Frequency [MHz]	Modulation	PCC (UL) RB	PCC (UL) RB Offset	LTE Tx.Power with DL MIMO (dBm)	LTE Tx.Power without DL MIMO (dBm)	
LTE B2	20	18700	1860	QPSK	1	0	23.20	23.30	Full power
LTE B2	20	18900	1880	QPSK	100	0	17.37	17.48	Reduced power
LTE B4	20	20300	1745	QPSK	1	99	23.15	23.29	Full power
LTE B4	20	20300	1745	QPSK	100	0	18.42	18.48	Reduced power
LTE B5	10	20600	844	QPSK	1	0	23.86	23.91	Full power
LTE B5	10	20600	844	QPSK	1	0	22.34	22.48	Reduced power
LTE B7	20	21100	2535	QPSK	1	0	22.42	22.53	Full power
LTE B7	20	21100	2535	QPSK	1	0	16.90	17.00	Reduced power
LTE B12	10	23095	707.5	QPSK	1	25	22.5	22.69	Full power
LTE B12	10	23095	707.5	QPSK	1	25	20.8	20.96	Reduced power
LTE B13	10	23230	782	QPSK	1	25	22.74	22.85	Full power
LTE B13	10	23230	782	QPSK	1	25	22.25	22.32	Reduced power
LTE B17	10	23780	709	QPSK	1	0	22.60	22.74	Full power
LTE B17	10	23780	709	QPSK	1	0	20.85	20.99	Reduced power
LTE B26	15	26865	831.5	QPSK	1	0	22.54	22.64	Full power
LTE B26	15	26865	831.5	QPSK	1	74	22.30	22.46	Reduced power
LTE B30	10	27710	2310	QPSK	1	0	22.12	22.29	Full power
LTE B30	10	27710	2310	QPSK	50	0	18.77	19.00	Reduced power
LTE B38	20	38000	2595	QPSK	1	0	22.54	22.78	Full power
LTE B41	20	40620	2593	QPSK	1	0	22.57	22.65	Full power
LTE B66	20	132572	1770	QPSK	1	0	23.11	23.24	Full power
LTE B66	20	132322	1745	QPSK	100	0	18.29	18.46	Reduced power

Unless otherwise stated the results shown in this test report refer only to the sample(s) tested and such sample(s) are retained for 90 days only.

除非另有說明，此報告結果僅對測試之樣品負責，同時此樣品僅保留90天。本報告未經本公司書面許可，不可部份複製。

This document is issued by the Company subject to its General Conditions of Service printed overleaf, available on request or accessible at www.sgs.com/terms_and_conditions.htm and for electronic format documents, subject to Terms and Conditions for Electronic Documents at www.sgs.com/terms_e-document.htm. Attention is drawn to the limitation of liability, indemnification and jurisdiction issues defined therein. Any holder of this document is advised that information contained hereon reflects the Company's findings at the time of its intervention only and within the limits of Client's instructions, if any. The Company's sole responsibility is to its Client and this document does not exonerate parties to a transaction from exercising all their rights and obligations under the transaction documents. This document cannot be reproduced except in full, without prior written approval of the Company. Any unauthorized alteration, forgery or falsification of the content or appearance of this document is unlawful and offenders may be prosecuted to the fullest extent of the law.

When carrier aggregation is applicable, power measurements were performed with DL CA and DL MIMO active for the configuration with highest maximum output power with DL CA inactive. SAR for DL CA and DL MIMO active was not needed since the maximum output power with DL CA and DL MIMO active was not > 0.25dB higher than the maximum output power with DL CA and DL MIMO inactive.

Two Component Carrier Maximum Conducted Power																
PCC Band	PCC Bandwidth [MHz]	PCC				SCC				Power		Configurations	Maximum power			
		PCC (UL) Channel	PCC (UL) Frequency [MHz]	Modulation	PCC (UL) RB	PCC (UL) RB Offset	PCC (DL) Channel	PCC (DL) Frequency [MHz]	SCC Band	SCC Bandwidth [MHz]	SCC (DL) Channel			SCC (DL) Frequency [MHz]	LTE Tx.Power with DL CA and DL MIMO active (dBm)	LTE Tx.Power with DL CA Inactive (dBm)
LTE B2	20	18700	1860	QPSK	1	0	700	1940	LTE B2	20	1100	1980	23.25	23.30	CA_2A-2A	Full power
LTE B2	20	18700	1860	QPSK	1	0	700	1940	LTE B2	20	1100	1980	17.32	17.37	CA_2A-2A	Reduced power
LTE B2	20	18700	1860	QPSK	1	0	700	1940	LTE B17	10	5790	740	23.18	23.30	CA_2A-17A	Full power
LTE B2	20	18900	1880	QPSK	100	0	900	1960	LTE B17	10	5790	740	17.36	17.48	CA_2A-17A	Reduced power
LTE B17	10	23780	709	QPSK	1	0	5780	739	LTE B2	20	900	1960	22.55	22.74	CA_2A-17A	Full power
LTE B17	10	23780	709	QPSK	1	0	5780	739	LTE B2	20	900	1960	28.78	20.99	CA_2A-17A	Reduced power
LTE B4	20	20300	1745	QPSK	1	99	2300	2145	LTE B4	20	2050	2120	23.19	23.29	CA_4A-4A	Full power
LTE B4	20	20300	1745	QPSK	100	0	2300	2145	LTE B4	20	2050	2120	18.43	18.48	CA_4A-4A	Reduced power
LTE B4	20	20300	1745	QPSK	1	99	2300	2145	LTE B17	10	5790	740	23.19	23.29	CA_4A-17A	Full power
LTE B4	20	20300	1745	QPSK	100	0	2300	2145	LTE B17	10	5790	740	18.41	18.48	CA_4A-17A	Reduced power
LTE B17	10	23780	709	QPSK	1	0	5780	739	LTE B4	20	2175	2132.5	22.72	22.74	CA_2A-17A	Full power
LTE B17	10	23780	709	QPSK	1	0	5780	739	LTE B4	20	2175	2132.5	20.88	20.99	CA_4A-17A	Reduced power
LTE B5	10	20600	844	QPSK	1	0	2600	889	LTE B7	20	21100	2535	23.80	23.91	CA_5A-7A	Full power
LTE B5	10	20600	844	QPSK	1	0	2600	889	LTE B7	20	21100	2535	22.43	22.48	CA_5A-7A	Reduced power
LTE B7	20	21100	2535	QPSK	1	0	3100	2655	LTE B5	10	2525	881.5	22.42	22.53	CA_5A-7A	Full power
LTE B7	20	21100	2535	QPSK	1	0	3100	2655	LTE B5	10	2525	881.5	16.78	17.00	CA_5A-7A	Reduced power
LTE B7	15	20825	2507.5	QPSK	1	74	2825	2827.5	LTE B7	5	2918	2636	22.20	22.26	CA_7B	Full power
LTE B7	15	20825	2507.5	QPSK	36	37	2825	2827.5	LTE B7	5	2918	2636	16.71	16.78	CA_7B	Reduced power
LTE B7	20	21350	2560	QPSK	1	50	3350	2680	LTE B7	20	3152	2660.2	22.42	22.52	CA_7C	Full power
LTE B7	20	21350	2560	QPSK	1	50	3350	2680	LTE B7	20	3152	2660.2	16.85	16.91	CA_7C	Reduced power
LTE B7	20	21350	2560	QPSK	1	50	3350	2680	LTE B7	20	2850	2630	22.39	22.52	CA_7A-7A	Full power
LTE B7	20	21350	2560	QPSK	1	50	3350	2680	LTE B7	20	2850	2630	16.78	16.91	CA_7A-7A	Reduced power
LTE B41	20	41490	2680	QPSK	1	0	41490	2680	LTE B41	20	41292	2660.2	22.41	22.49	CA_41C	Full power
LTE B41	20	41490	2680	QPSK	1	0	41490	2680	LTE B41	20	39750	2506	22.45	22.49	CA_41A-41A	Full power
LTE B66	20	1770	132572	QPSK	1	0	67036	2170	LTE B66	20	65536	2120	23.23	23.24	CA_66A-66A	Full power
LTE B66	20	1770	132572	QPSK	1	0	67036	2170	LTE B66	20	65536	2120	18.40	18.45	CA_66A-66A	Reduced power

Unless otherwise stated the results shown in this test report refer only to the sample(s) tested and such sample(s) are retained for 90 days only.

除非另有說明，此報告結果僅對測試之樣品負責，同時此樣品僅保留90天。本報告未經本公司書面許可，不可部份複製。

This document is issued by the Company subject to its General Conditions of Service printed overleaf, available on request or accessible at www.sgs.com/terms_and_conditions.htm and for electronic format documents, subject to Terms and Conditions for Electronic Documents at www.sgs.com/terms_e-document.htm. Attention is drawn to the limitation of liability, indemnification and jurisdiction issues defined therein. Any holder of this document is advised that information contained hereon reflects the Company's findings at the time of its intervention only and within the limits of Client's instructions, if any. The Company's sole responsibility is to its Client and this document does not exonerate parties to a transaction from exercising all their rights and obligations under the transaction documents. This document cannot be reproduced except in full, without prior written approval of the Company. Any unauthorized alteration, forgery or falsification of the content or appearance of this document is unlawful and offenders may be prosecuted to the fullest extent of the law.



Table with multiple columns: PCC, SCC 1, SCC 2, Power, Configurations, Maximum power. It contains detailed test results for various carrier configurations.

Unless otherwise stated the results shown in this test report refer only to the sample(s) tested and such sample(s) are retained for 90 days only.

除非另有說明，此報告結果僅對測試之樣品負責，同時此樣品僅保留90天。本報告未經本公司書面許可，不可部份複製。

This document is issued by the Company subject to its General Conditions of Service printed overleaf, available on request or accessible at www.sgs.com/terms_and_conditions.htm and for electronic format documents, subject to Terms and Conditions for Electronic Documents at www.sgs.com/terms_e-document.htm.

1.4 Test Environment

Ambient Temperature: 22±2° C

Tissue Simulating Liquid: 22±2° C

1.5 Operation Description

For WWAN, the EUT is controlled by using a Radio Communication Tester, and the communication between the EUT and the tester is established by air link.

For WLAN, using chipset specific software to control the EUT, and makes it transmit in maximum power. The EUT is set to maximum power level during all tests, and at the beginning of each test the battery is fully charged.

EUT was tested as below based on KDB inquiry.

WWAN / WLAN

Tablet mode

Back/top/bottom/right/left sides_0mm with reduced power

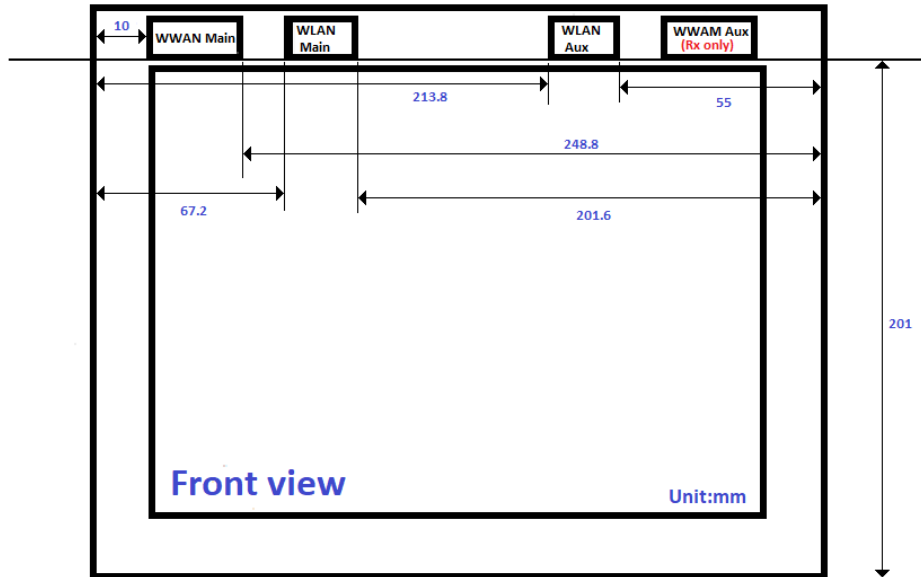
Laptop mode

SAR measurement for Laptop SAR with full power is not required since the distance between antenna and user is > 20cm

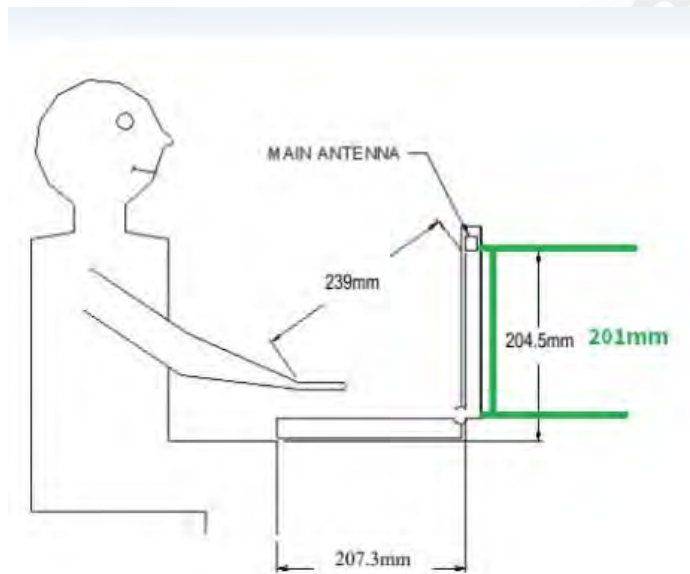
SAR measurement for stand/tent mode is not required since the device will be operated away from user in these modes based on KDB inquiry.

Unless otherwise stated the results shown in this test report refer only to the sample(s) tested and such sample(s) are retained for 90 days only.
除非另有說明，此報告結果僅對測試之樣品負責，同時此樣品僅保留90天。本報告未經本公司書面許可，不可部份複製。

This document is issued by the Company subject to its General Conditions of Service printed overleaf, available on request or accessible at www.sgs.com/terms_and_conditions.htm and for electronic format documents, subject to Terms and Conditions for Electronic Documents at www.sgs.com/terms_e-document.htm. Attention is drawn to the limitation of liability, indemnification and jurisdiction issues defined therein. Any holder of this document is advised that information contained hereon reflects the Company's findings at the time of its intervention only and within the limits of Client's instructions, if any. The Company's sole responsibility is to its Client and this document does not exonerate parties to a transaction from exercising all their rights and obligations under the transaction documents. This document cannot be reproduced except in full, without prior written approval of the Company. Any unauthorized alteration, forgery or falsification of the content or appearance of this document is unlawful and offenders may be prosecuted to the fullest extent of the law.



Antenna location (Tablet mode)



Antenna location of EUT (laptop mode)

Unless otherwise stated the results shown in this test report refer only to the sample(s) tested and such sample(s) are retained for 90 days only.

除非另有說明，此報告結果僅對測試之樣品負責，同時此樣品僅保留90天。本報告未經本公司書面許可，不可部份複製。

This document is issued by the Company subject to its General Conditions of Service printed overleaf, available on request or accessible at www.sgs.com/terms_and_conditions.htm and for electronic format documents, subject to Terms and Conditions for Electronic Documents at www.sgs.com/terms_e-document.htm. Attention is drawn to the limitation of liability, indemnification and jurisdiction issues defined therein. Any holder of this document is advised that information contained hereon reflects the Company's findings at the time of its intervention only and within the limits of Client's instructions, if any. The Company's sole responsibility is to its Client and this document does not exonerate parties to a transaction from exercising all their rights and obligations under the transaction documents. This document cannot be reproduced except in full, without prior written approval of the Company. Any unauthorized alteration, forgery or falsification of the content or appearance of this document is unlawful and offenders may be prosecuted to the fullest extent of the law.

Note:

1. During the SAR testing, the DASY 5 system checks power drift by comparing the e-field strength of one specific location measured at the beginning with that measured at the end of the SAR testing.
2. The 3G SAR test reduction procedure is applied to HSDPA with 12.2 kbps RMC as the primary mode. Since the maximum output power in a secondary mode (HSDPA) is $\leq \frac{1}{4}$ dB higher than the primary mode (WCDMA), SAR measurement is not required for the secondary mode (HSDPA). The following 4 sub-tests were completed according to Release 5 procedures in section 5.2 of 3GPP TS 34.121. A summary of these setting are illustrated below:

Sub-test	β_c	β_d	β_d (SF)	β_c/β_d	$\beta_{HS}^{(1)(2)}$	CM ⁽³⁾ (dB)	MPR ⁽³⁾ (dB)
1	2/15	15/15	64	2/15	4/15	0.0	0.0
2	12/15 ⁽⁴⁾	15/15 ⁽⁴⁾	64	12/15 ⁽⁴⁾	24/15	1.0	0.0
3	15/15	8/15	64	15/8	30/15	1.5	0.5
4	15/15	4/15	64	15/4	30/15	1.5	0.5

Note 1: Δ_{ACK} , Δ_{NACK} and $\Delta_{CQI} = 30/15$ with $\beta_{HS} = 30/15 * \beta_c$.

Note 2: For the HS-DPCCH power mask requirement test in clause 5.2C, 5.7A, and the Error Vector Magnitude (EVM) with HS-DPCCH test in clause 5.13.1A, and HSDPA EVM with phase discontinuity in clause 5.13.1AA, Δ_{ACK} and $\Delta_{NACK} = 30/15$ with $\beta_{HS} = 30/15 * \beta_c$, and $\Delta_{CQI} = 24/15$ with $\beta_{HS} = 24/15 * \beta_c$.

Note 3: CM = 1 for $\beta_c/\beta_d = 12/15$, $\beta_{HS}/\beta_c = 24/15$. For all other combinations of DPDCCH, DPCCH and HS-DPCCH the MPR is based on the relative CM difference. This is applicable for only UEs that support HSDPA in release 6 and later releases.

Note 4: For subtest 2 the β_c/β_d ratio of 12/15 for the TFC during the measurement period (TF1, TF0) is achieved by setting the signalled gain factors for the reference TFC (TF1, TF1) to $\beta_c = 11/15$ and $\beta_d = 15/15$.

3. The 3G SAR test reduction procedure is applied to HSPA (HSUPA/HSDPA with RMC) with 12.2 kbps RMC as the primary mode. Since the maximum output power in a secondary mode (HSPA) is $\leq \frac{1}{4}$ dB higher than the primary mode (WCDMA), SAR measurement is not required for the secondary mode (HSPA). The following 5 sub-tests were completed according to Release 6 procedures in section 5.2 of 3GPP TS 34.121. A summary of these setting are illustrated below:

Unless otherwise stated the results shown in this test report refer only to the sample(s) tested and such sample(s) are retained for 90 days only.

除非另有說明，此報告結果僅對測試之樣品負責，同時此樣品僅保留90天。本報告未經本公司書面許可，不可部份複製。

This document is issued by the Company subject to its General Conditions of Service printed overleaf, available on request or accessible at www.sgs.com/terms_and_conditions.htm and for electronic format documents, subject to Terms and Conditions for Electronic Documents at www.sgs.com/terms_e-document.htm. Attention is drawn to the limitation of liability, indemnification and jurisdiction issues defined therein. Any holder of this document is advised that information contained hereon reflects the Company's findings at the time of its intervention only and within the limits of Client's instructions, if any. The Company's sole responsibility is to its Client and this document does not exonerate parties to a transaction from exercising all their rights and obligations under the transaction documents. This document cannot be reproduced except in full, without prior written approval of the Company. Any unauthorized alteration, forgery or falsification of the content or appearance of this document is unlawful and offenders may be prosecuted to the fullest extent of the law.

SGS Taiwan Ltd. No.134,Wu Kung Road, New Taipei Industrial Park, Wuku District, New Taipei City, Taiwan 24803/新北市五股區新北產業園區五工路 134 號

Sub-test	β_c	β_d	β_d (SF)	β_c / β_d	$\beta_{HS}^{(1)}$	β_{ec}	$\beta_{ed}^{(4)(5)}$	β_{ed} (SF)	β_{ed} (Codes)	CM ⁽²⁾ (dB)	MPR ⁽²⁾⁽⁵⁾ (dB)	AG ⁽⁵⁾ Index	E-TFCI
1	11/15 ⁽³⁾	15/15 ⁽³⁾	64	11/15 ⁽³⁾	22/15	209/225	1309/225	4	1	1.0	0.0	20	75
2	6/15	15/15	64	6/15	12/15	12/15	94/75	4	1	3.0	2.0	12	67
3	15/15	9/15	64	15/9	30/15	30/15	β_{ed1} : 47/15 β_{ed2} : 47/15	4	2	2.0	1.0	15	92
4	2/15	15/15	64	2/15	4/15	2/15	56/75	4	1	3.0	2.0	17	71
5	15/15	0	-	-	5/15	5/15	47/15	4	1	1.0	0.0	12	67

Note 1: For sub-test 1 to 4, Δ_{ACK} , Δ_{NACK} and $\Delta_{CQI} = 30/15$ with $\beta_{HS} = 30/15 * \beta_c$. For sub-test 5, Δ_{ACK} , Δ_{NACK} and $\Delta_{CQI} = 5/15$ with $\beta_{HS} = 5/15 * \beta_c$.
 Note 2: CM = 1 for $\beta_c/\beta_d = 12/15$, $\beta_{HS}/\beta_c = 24/15$. For all other combinations of DPDCH, DPCCH, HS-DPCCH, E-DPDCH and E-DPCCH the MPR is based on the relative CM difference.
 Note 3: For subtest 1 the β_c/β_d ratio of 11/15 for the TFC during the measurement period (TF1, TF0) is achieved by setting the signalled gain factors for the reference TFC (TF1, TF1) to $\beta_c = 10/15$ and $\beta_d = 15/15$.
 Note 4: In case of testing by UE using E-DPDCH Physical Layer category 1, Sub-test 3 is omitted according to TS25.306 Table 5.1g.
 Note 5: β_{ed} can not be set directly; it is set by Absolute Grant Value.
 Note 6: For subtests 2, 3 and 4, UE may perform E-DPDCH power scaling at max power which could results in slightly smaller MPR values.

4. The 3G SAR test reduction procedure is applied to HSPA+ with 12.2 kbps RMC as the primary mode. Since the maximum output power in a secondary mode (HSPA+) is $\leq 1/4$ dB higher than the primary mode (WCDMA), SAR measurement is not required for the secondary mode (HSPA+). The following 1 sub-test was completed according to Release 7 procedures in section 5.2 of 3GPP TS34.121. A summary of these settings are illustrated below:

Table C.11.1.4: β values for transmitter characteristics tests with HS-DPCCH and E-DCH with 16QAM

Sub-test	β_c (Note 3)	β_d	β_{HS} (Note 1)	β_{ec}	β_{ed} (2xSF2) (Note 4)	β_{ed} (2xSF4) (Note 4)	CM (dB) (Note 2)	MPR (dB) (Note 2)	AG Index (Note 4)	E-TFCI (Note 5)	E-TFCI (boost)
1	1	0	30/15	30/15	β_{ed1} : 30/15 β_{ed2} : 30/15	β_{ed3} : 24/15 β_{ed4} : 24/15	3.5	2.5	14	105	105

Note 1: Δ_{ACK} , Δ_{NACK} and $\Delta_{CQI} = 30/15$ with $\beta_{HS} = 30/15 * \beta_c$.
 Note 2: CM = 3.5 and the MPR is based on the relative CM difference, MPR = MAX(CM-1,0).
 Note 3: DPDCH is not configured, therefore the β_c is set to 1 and $\beta_d = 0$ by default.
 Note 4: β_{ed} can not be set directly; it is set by Absolute Grant Value.
 Note 5: All the sub-tests require the UE to transmit 2SF2+2SF4 16QAM EDCH and they apply for UE using E-DPDCH category 7. E-DCH TTI is set to 2ms TTI and E-DCH table index = 2. To support these E-DCH configurations DPDCH is not allocated. The UE is signalled to use the extrapolation algorithm.

5. The 3G SAR test reduction procedure is applied to DC-HSDPA with 12.2 kbps RMC as the primary mode. Power is measured for DC-HSDPA according to the H-Set 12, FRC configuration in Table C.8.1.12 of 3GPP TS 34.121-1 to determine SAR test reduction. A primary and a secondary serving HS-DSCH Cell are required to perform the power measurement and for the results to be acceptable. Since the maximum output power in a secondary mode (DC-HSDPA) is $\leq 1/4$ dB higher than the primary mode (WCDMA), SAR measurement is not required for the secondary mode (DC-HSDPA). The following tests were

Unless otherwise stated the results shown in this test report refer only to the sample(s) tested and such sample(s) are retained for 90 days only.

除非另有說明，此報告結果僅對測試之樣品負責，同時此樣品僅保留90天。本報告未經本公司書面許可，不可部份複製。

This document is issued by the Company subject to its General Conditions of Service printed overleaf, available on request or accessible at www.sgs.com/terms_and_conditions.htm and for electronic format documents, subject to Terms and Conditions for Electronic Documents at www.sgs.com/terms_e-document.htm. Attention is drawn to the limitation of liability, indemnification and jurisdiction issues defined therein. Any holder of this document is advised that information contained hereon reflects the Company's findings at the time of its intervention only and within the limits of Client's instructions, if any. The Company's sole responsibility is to its Client and this document does not exonerate parties to a transaction from exercising all their rights and obligations under the transaction documents. This document cannot be reproduced except in full, without prior written approval of the Company. Any unauthorized alteration, forgery or falsification of the content or appearance of this document is unlawful and offenders may be prosecuted to the fullest extent of the law.

completed according to procedures in section 7.3.13 of 3GPP TS 34.108 v9.5.0. A summary of these setting are illustrated below:

The configurations of the fixed reference channels for HSDPA RF tests are described in 3GPP TS 34.121, annex C for FDD and 3GPP TS 34.122

Table C.8.1.12: Fixed Reference Channel H-Set 12

Parameter	Unit	Value
Nominal Avg. Inf. Bit Rate	kbps	60
Inter-TTI Distance	TTI's	1
Number of HARQ Processes	Processes	6
Information Bit Payload (N_{INF})	Bits	120
Number Code Blocks	Blocks	1
Binary Channel Bits Per TTI	Bits	960
Total Available SML's in UE	SML's	19200
Number of SML's per HARQ Proc.	SML's	3200
Coding Rate		0.15
Number of Physical Channel Codes	Codes	1
Modulation		QPSK
Note 1: The RMC is intended to be used for DC-HSDPA mode and both cells shall transmit with identical parameters as listed in the table.		
Note 2: Maximum number of transmission is limited to 1, i.e., retransmission is not allowed. The redundancy and constellation version 0 shall be used.		

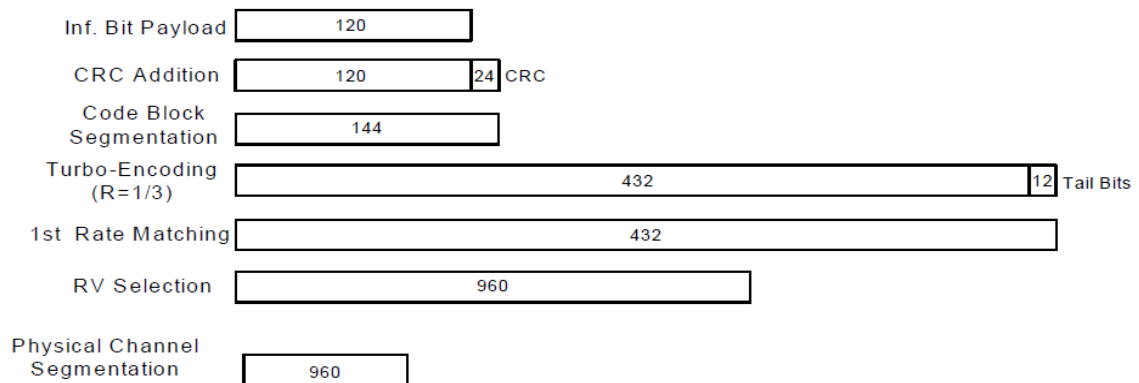


Figure C.8.19: Coding rate for Fixed reference Channel H-Set 12 (QPSK)

The following 4 sub-tests for HSDPA were completed according to Release 8 procedures in section 5.2 of 3GPP TS34.121. A summary of subtest settings are illustrated below:

Unless otherwise stated the results shown in this test report refer only to the sample(s) tested and such sample(s) are retained for 90 days only.

除非另有說明，此報告結果僅對測試之樣品負責，同時此樣品僅保留90天。本報告未經本公司書面許可，不可部份複製。

This document is issued by the Company subject to its General Conditions of Service printed overleaf, available on request or accessible at www.sgs.com/terms_and_conditions.htm and for electronic format documents, subject to Terms and Conditions for Electronic Documents at www.sgs.com/terms_e-document.htm. Attention is drawn to the limitation of liability, indemnification and jurisdiction issues defined therein. Any holder of this document is advised that information contained hereon reflects the Company's findings at the time of its intervention only and within the limits of Client's instructions, if any. The Company's sole responsibility is to its Client and this document does not exonerate parties to a transaction from exercising all their rights and obligations under the transaction documents. This document cannot be reproduced except in full, without prior written approval of the Company. Any unauthorized alteration, forgery or falsification of the content or appearance of this document is unlawful and offenders may be prosecuted to the fullest extent of the law.

Sub-test	β_c	β_a	β_d (SF)	β_e/β_d	$\beta_{HS}^{(1)/(2)}$	CM ⁽³⁾ (dB)	MPR ⁽³⁾ (dB)
1	2/15	15/15	64	2/15	4/15	0.0	0.0
2	12/15 ⁽⁴⁾	15/15 ⁽⁴⁾	64	12/15 ⁽⁴⁾	24/15	1.0	0.0
3	15/15	8/15	64	15/8	30/15	1.5	0.5
4	15/15	4/15	64	15/4	30/15	1.5	0.5

Note 1: Δ_{ACK} , Δ_{NACK} and $\Delta_{OQI} = 30/15$ with $\beta_{HS} = 30/15 * \beta_c$.

Note 2: For the HS-DPCCH power mask requirement test in clause 5.2C, 5.7A, and the Error Vector Magnitude (EVM) with HS-DPCCH test in clause 5.13.1A, and HSDPA EVM with phase discontinuity in clause 5.13.1AA, Δ_{ACK} and $\Delta_{NACK} = 30/15$ with $\beta_{HS} = 30/15 * \beta_c$, and $\Delta_{OQI} = 24/15$ with $\beta_{HS} = 24/15 * \beta_c$.

Note 3: CM = 1 for $\beta_e/\beta_d = 12/15$, $\beta_{HS}/\beta_c = 24/15$. For all other combinations of DPDCCH, DPCCH and HS-DPCCH the MPR is based on the relative CM difference. This is applicable for only UEs that support HSDPA in release 6 and later releases.

Note 4: For subtest 2 the β_e/β_d ratio of 12/15 for the TFC during the measurement period (TF1, TF0) is achieved by setting the signalled gain factors for the reference TFC (TF1, TF1) to $\beta_c = 11/15$ and $\beta_d = 15/15$.

6. LTE modes test according to **KDB 941225D05v02r05**.

a. Per Section 5.2.1, the largest channel bandwidth and measure SAR for QPSK with 1 RB allocation.

- Using the RB offset and required test channel combination with the highest maximum output power for RB offsets at the upper edge, middle and lower edge of each required test channel.

- When the reported SAR is ≤ 0.8 W/kg, testing of the remaining RB offset configurations and required test channels is not required for 1 RB allocation; otherwise, SAR is required for the remaining required test channels and only for the RB offset configuration with the highest output power for that channel.

- When the reported SAR of a required test channel is > 1.45 W/kg, SAR is required for all three RB offset configurations for that required test channel.

b. Per Section 5.2.2, the largest channel bandwidth and measure SAR for QPSK with 50% RB allocation

- The procedures required for 1 RB allocation in 5.2.1 are applied to measure the SAR for QPSK with 50% RB allocation.

c. Per Section 5.2.3, the largest channel bandwidth and measure SAR for QPSK with 100% RB allocation

- For QPSK with 100% RB allocation, SAR is not required when the highest maximum output power for 100 % RB allocation is less than the highest maximum output power in 50% and 1 RB allocations and the highest reported SAR for 1 RB and 50% RB allocation in 5.2.1 and 5.2.2 are ≤ 0.8 W/kg.

- Otherwise, SAR is measured for the highest output power channel and if the reported SAR is > 1.45 W/kg, the remaining required test channels must also be

Unless otherwise stated the results shown in this test report refer only to the sample(s) tested and such sample(s) are retained for 90 days only.
除非另有說明，此報告結果僅對測試之樣品負責，同時此樣品僅保留90天。本報告未經本公司書面許可，不可部份複製。

This document is issued by the Company subject to its General Conditions of Service printed overleaf, available on request or accessible at www.sgs.com/terms_and_conditions.htm and for electronic format documents, subject to Terms and Conditions for Electronic Documents at www.sgs.com/terms_e-document.htm. Attention is drawn to the limitation of liability, indemnification and jurisdiction issues defined therein. Any holder of this document is advised that information contained hereon reflects the Company's findings at the time of its intervention only and within the limits of Client's instructions, if any. The Company's sole responsibility is to its Client and this document does not exonerate parties to a transaction from exercising all their rights and obligations under the transaction documents. This document cannot be reproduced except in full, without prior written approval of the Company. Any unauthorized alteration, forgery or falsification of the content or appearance of this document is unlawful and offenders may be prosecuted to the fullest extent of the law.

tested.

d. Per Section 5.2.4, Higher order modulations

- For each modulation besides QPSK; e.g., 16-QAM, 64-QAM, apply the QPSK procedures in sections 5.2.1, 5.2.2 and 5.2.3 to determine the QAM configurations that may need SAR measurement. For each configuration identified as required for testing, SAR is required only when the highest maximum output power for the configuration in the higher order modulation is $> \frac{1}{2}$ dB higher than the same configuration in QPSK or when the reported SAR for the QPSK configuration is > 1.45 W/kg.

e. Per Section 5.3, other channel bandwidth standalone SAR test requirements

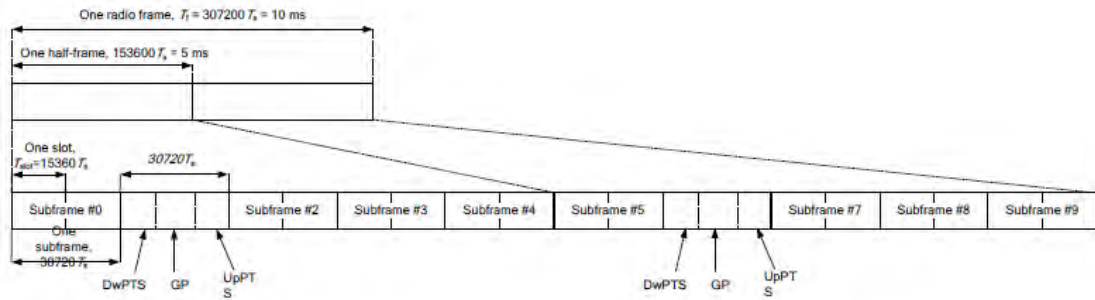
- For the other channel bandwidths used by the device in a frequency band, apply all the procedures required for the largest channel bandwidth in section 5.2 to determine the channels and RB configurations that need SAR testing and only measure SAR when the highest maximum output power of a configuration requiring testing in the smaller channel bandwidth is $> \frac{1}{2}$ dB higher than the equivalent channel configurations in the largest channel bandwidth configuration or the reported SAR of a configuration for the largest channel bandwidth is > 1.45 W/kg. The equivalent channel configuration for the RB allocation, RB offset and modulation etc. is determined for the smaller channel bandwidth according to the same number of RB allocated in the largest channel bandwidth.

- TDD LTE was tested at highest duty factor using UL-DL configuration 0 with 6 UL subframes and 2 S subframes using extended cyclic prefix only and special subframe configuration 7. SAR tests were performed at maximum output power and worst-case transmission duty factor in extended cyclic prefix. Per 3GPP 36.211 Section 4, the duty factor for special subframe configuration 6 using extended cyclic prefix is 0.633.

According to KDB 941225 D05, SAR testing for TDD LTE must be tested using a fixed periodic duty factor according to the highest transmission duty factor implemented for the device and supported by the defined 3GPP TDD LTE configurations. The TDD-LTE of this device supports frame structure type 2 defined in 3GPP TS 36.211 section 4.2, and the frame structure configuration can be tabulated as below.

Unless otherwise stated the results shown in this test report refer only to the sample(s) tested and such sample(s) are retained for 90 days only.
除非另有說明，此報告結果僅對測試之樣品負責，同時此樣品僅保留90天。本報告未經本公司書面許可，不可部份複製。

This document is issued by the Company subject to its General Conditions of Service printed overleaf, available on request or accessible at www.sgs.com/terms_and_conditions.htm and for electronic format documents, subject to Terms and Conditions for Electronic Documents at www.sgs.com/terms_e-document.htm. Attention is drawn to the limitation of liability, indemnification and jurisdiction issues defined therein. Any holder of this document is advised that information contained hereon reflects the Company's findings at the time of its intervention only and within the limits of Client's instructions, if any. The Company's sole responsibility is to its Client and this document does not exonerate parties to a transaction from exercising all their rights and obligations under the transaction documents. This document cannot be reproduced except in full, without prior written approval of the Company. Any unauthorized alteration, forgery or falsification of the content or appearance of this document is unlawful and offenders may be prosecuted to the fullest extent of the law.



3GPP TS 36.211 Figure 4.2-1: Frame Structure Type 2

Special Subframe Configuration	Normal Cyclic Prefix in Downlink			Extended Cyclic Prefix in Downlink		
	DwPTS	UpPTS		DwPTS	UpPTS	
		Normal Cyclic Prefix in Uplink	Extended Cyclic Prefix in Uplink		Normal Cyclic Prefix in Uplink	Extended Cyclic Prefix in Uplink
0	6592 · Ts	2192 · Ts	2560 · Ts	7680 · Ts	2192 · Ts	2560 · Ts
1	19760 · Ts			20480 · Ts		
2	21952 · Ts			23040 · Ts		
3	24144 · Ts			25600 · Ts		
4	26336 · Ts			7680 · Ts		
5	6592 · Ts	4384 · Ts	5120 · Ts	20480 · Ts	4384 · Ts	5120 · Ts
6	19760 · Ts			23040 · Ts		
7	21952 · Ts			12800 · Ts		
8	24144 · Ts			-		
9	13168 · Ts	-	-	-	-	-

3GPP TS 36.211 Table 4.2-1: Configuration of Special Subframe

Uplink-Downlink Configuration	Downlink-to-Uplink Switch-Point Periodicity	Subframe Number									
		0	1	2	3	4	5	6	7	8	9
0	5 ms	D	S	U	U	U	D	S	U	U	U
1	5 ms	D	S	U	U	D	D	S	U	U	D
2	5 ms	D	S	U	D	D	D	S	U	D	D
3	10 ms	D	S	U	U	U	D	D	D	D	D
4	10 ms	D	S	U	U	D	D	D	D	D	D
5	10 ms	D	S	U	D	D	D	D	D	D	D
6	5 ms	D	S	U	U	U	D	S	U	U	D

3GPP TS 36.211 Table 4.2-2: Uplink-Downlink Configurations

The uplink duty cycle of these seven configurations can be computed as below.

UL-DL Configuration	0	1	2	3	4	5	6
Highest Duty-Cycle	63.33%	43.33%	23.33%	31.67%	21.67%	11.67%	53.33%

Considering the highest transmission duty cycle, TDD LTE was tested using Uplink-Downlink configuration 0 with 6 uplink subframe and 2 special subframe. The special subframe was set to special subframe configuration 7 using extended cyclic prefix uplink. Therefore, SAR testing for TDD LTE was measured at the maximum output power with highest transmission duty cycle of 63.33%.

Unless otherwise stated the results shown in this test report refer only to the sample(s) tested and such sample(s) are retained for 90 days only.

除非另有說明，此報告結果僅對測試之樣品負責，同時此樣品僅保留90天。本報告未經本公司書面許可，不可部份複製。

This document is issued by the Company subject to its General Conditions of Service printed overleaf, available on request or accessible at www.sgs.com/terms_and_conditions.htm and for electronic format documents, subject to Terms and Conditions for Electronic Documents at www.sgs.com/terms_e-document.htm. Attention is drawn to the limitation of liability, indemnification and jurisdiction issues defined therein. Any holder of this document is advised that information contained hereon reflects the Company's findings at the time of its intervention only and within the limits of Client's instructions, if any. The Company's sole responsibility is to its Client and this document does not exonerate parties to a transaction from exercising all their rights and obligations under the transaction documents. This document cannot be reproduced except in full, without prior written approval of the Company. Any unauthorized alteration, forgery or falsification of the content or appearance of this document is unlawful and offenders may be prosecuted to the fullest extent of the law.

LTE downlink CA (KDB942225 D05A)

7. The device supports a maximum of 3 carriers in the downlink. All uplink communications are identical to the Release 8 specifications. Uplink maximum output power is measured with downlink carrier aggregation active, only for the channel with highest measured maximum output power when downlink carrier aggregation is inactive, to confirm that when downlink carrier aggregation is active uplink maximum output power remains within the specified tune-up tolerance limits and not more than ¼ dB higher than the maximum output power measured when downlink carrier aggregation inactive.
8. The downlink channels selected to perform the uplink power measurement must satisfy 3GPP channel spacing (5.4.1A of 3GPP TS 36.521 or equivalent) and channel bandwidth (5.4.2A) requirements. The nominal channel spacing is determined by $[BW1 + BW2 - 0.1 * |BW1 - BW2|] / 2$ MHz, where BW1 and BW2 are the channel bandwidths of the CC in a 2-CC aggregation configuration.
9. The downlink PCC channel should be paired with the uplink channel according to normal configurations, as if there is no carrier aggregation. The downlink SCC should be adjacent to the PCC and remain within the downlink transmission band for contiguous intra-band CA. For non-contiguous intra-band CA, the SCC should be selected to provide maximum separation from the PCC and must remain fully within the downlink transmission band. For inter-band CA, the SCC should be near the middle of its transmission band.
10. When downlink carrier aggregation is active uplink maximum output power remains within the specified tune-up tolerance limits and not more than ¼ dB higher than the maximum output power measured when downlink carrier aggregation inactive, so SAR evaluation is not required for downlink carrier aggregation.
11. According to KDB447498D01v06, SAR test exclusion evaluation for

Unless otherwise stated the results shown in this test report refer only to the sample(s) tested and such sample(s) are retained for 90 days only.

除非另有說明，此報告結果僅對測試之樣品負責，同時此樣品僅保留90天。本報告未經本公司書面許可，不可部份複製。

This document is issued by the Company subject to its General Conditions of Service printed overleaf, available on request or accessible at www.sgs.com/terms_and_conditions.htm and for electronic format documents, subject to Terms and Conditions for Electronic Documents at www.sgs.com/terms_e-document.htm. Attention is drawn to the limitation of liability, indemnification and jurisdiction issues defined therein. Any holder of this document is advised that information contained hereon reflects the Company's findings at the time of its intervention only and within the limits of Client's instructions, if any. The Company's sole responsibility is to its Client and this document does not exonerate parties to a transaction from exercising all their rights and obligations under the transaction documents. This document cannot be reproduced except in full, without prior written approval of the Company. Any unauthorized alteration, forgery or falsification of the content or appearance of this document is unlawful and offenders may be prosecuted to the fullest extent of the law.

surfaces/edges of tablet mode is not required since SAR measurements for all the surfaces/edges were performed.

12. According to KDB447498D01v06, testing of other required channels is not required when the reported 1-g SAR for the highest output channel is ≤ 0.8 W/kg, when the transmission band is ≤ 100 MHz.
13. According to KDB865664D01v01r04, SAR measurement variability must be assessed for each frequency band. When the original highest measured SAR is ≥ 0.8 W/kg, repeated that measurement once. Perform a second repeated measurement only if the ratio of largest to smallest SAR for the original and first repeated measurements is > 1.20 or when the original or repeated measurement is ≥ 1.45 W/kg (~ 10% from the 1-g SAR limit)

Unless otherwise stated the results shown in this test report refer only to the sample(s) tested and such sample(s) are retained for 90 days only.

除非另有說明，此報告結果僅對測試之樣品負責，同時此樣品僅保留90天。本報告未經本公司書面許可，不可部份複製。

This document is issued by the Company subject to its General Conditions of Service printed overleaf, available on request or accessible at www.sgs.com/terms_and_conditions.htm and for electronic format documents, subject to Terms and Conditions for Electronic Documents at www.sgs.com/terms_e-document.htm. Attention is drawn to the limitation of liability, indemnification and jurisdiction issues defined therein. Any holder of this document is advised that information contained hereon reflects the Company's findings at the time of its intervention only and within the limits of Client's instructions, if any. The Company's sole responsibility is to its Client and this document does not exonerate parties to a transaction from exercising all their rights and obligations under the transaction documents. This document cannot be reproduced except in full, without prior written approval of the Company. Any unauthorized alteration, forgery or falsification of the content or appearance of this document is unlawful and offenders may be prosecuted to the fullest extent of the law.

1.6 Operating modes validation by power measurement

The device is a convertible laptop computer with WWAN/WLAN/BT feature.

Based on KDB inquiry, there are the G-sensor in the device, and the sensor can detect the operation mode transformation and then adjust the maximum output power accordingly.

For the operating modes validation, the measured conducted output power is monitored qualitatively to identify the triggering characteristics and recorded quantitatively.

Unless otherwise stated the results shown in this test report refer only to the sample(s) tested and such sample(s) are retained for 90 days only.

除非另有說明，此報告結果僅對測試之樣品負責，同時此樣品僅保留90天。本報告未經本公司書面許可，不可部份複製。

This document is issued by the Company subject to its General Conditions of Service printed overleaf, available on request or accessible at www.sgs.com/terms_and_conditions.htm and for electronic format documents, subject to Terms and Conditions for Electronic Documents at www.sgs.com/terms_e-document.htm. Attention is drawn to the limitation of liability, indemnification and jurisdiction issues defined therein. Any holder of this document is advised that information contained hereon reflects the Company's findings at the time of its intervention only and within the limits of Client's instructions, if any. The Company's sole responsibility is to its Client and this document does not exonerate parties to a transaction from exercising all their rights and obligations under the transaction documents. This document cannot be reproduced except in full, without prior written approval of the Company. Any unauthorized alteration, forgery or falsification of the content or appearance of this document is unlawful and offenders may be prosecuted to the fullest extent of the law.

1.6.1 Results and conclusion

The measured output power versus lid angle is tabulated in the following table, and the triggering verification complies with the device mode / power level declared by the manufacturer.

Operating mode validation by power measurement

Antenna	Operation mode	Lid angle	802.11b	802.11g	802.11n(20)	802.11n(40)
WLAN Main (2.4GHz)	Lid close	0°	n/a	n/a	n/a	n/a
		10°	n/a	n/a	n/a	n/a
		20°	n/a	n/a	n/a	n/a
		30°	n/a	n/a	n/a	n/a
		34°	n/a	n/a	n/a	n/a
	Notebook	35°	19.93	19.78	19.83	18.87
		40°	19.85	19.80	19.79	18.96
		50°	19.84	19.79	19.82	18.94
		60°	19.90	19.86	19.88	18.93
		70°	19.92	19.77	19.82	18.87
		80°	19.88	19.77	19.85	18.89
		90°	19.91	19.83	19.81	18.92
		100°	19.85	19.79	19.85	18.91
		110°	19.85	19.79	19.84	18.93
		120°	19.93	19.80	19.82	18.90
		129°	19.87	19.77	19.83	18.90
		Non-Notebook	130°	17.90	17.84	17.87
	140°		17.84	17.84	17.85	17.77
	150°		17.89	17.81	17.87	17.80
	160°		17.86	17.83	17.86	17.77
	170°		17.90	17.88	17.81	17.84
	180°		17.91	17.88	17.84	17.80
	190°		17.85	17.89	17.85	17.77
	200°		17.85	17.82	17.83	17.83
	210°		17.87	17.89	17.89	17.82
	220°		17.83	17.86	17.82	17.77
	230°		17.92	17.86	17.87	17.78
	240°		17.83	17.90	17.88	17.78
	250°		17.84	17.90	17.88	17.76
	260°		17.90	17.90	17.80	17.75
	270°		17.90	17.88	17.87	17.81
	280°		17.83	17.85	17.82	17.81
	290°		17.91	17.86	17.87	17.79
	300°		17.90	17.89	17.81	17.83
	310°		17.86	17.86	17.88	17.77
	320°	17.86	17.85	17.89	17.83	
330°	17.85	17.81	17.84	17.79		
340°	17.90	17.86	17.80	17.84		
350°	17.83	17.86	17.82	17.76		
360°	17.91	17.87	17.87	17.77		

Unless otherwise stated the results shown in this test report refer only to the sample(s) tested and such sample(s) are retained for 90 days only.

除非另有說明，此報告結果僅對測試之樣品負責，同時此樣品僅保留90天。本報告未經本公司書面許可，不可部份複製。

This document is issued by the Company subject to its General Conditions of Service printed overleaf, available on request or accessible at www.sgs.com/terms_and_conditions.htm and for electronic format documents, subject to Terms and Conditions for Electronic Documents at www.sgs.com/terms_e-document.htm. Attention is drawn to the limitation of liability, indemnification and jurisdiction issues defined therein. Any holder of this document is advised that information contained hereon reflects the Company's findings at the time of its intervention only and within the limits of Client's instructions, if any. The Company's sole responsibility is to its Client and this document does not exonerate parties to a transaction from exercising all their rights and obligations under the transaction documents. This document cannot be reproduced except in full, without prior written approval of the Company. Any unauthorized alteration, forgery or falsification of the content or appearance of this document is unlawful and offenders may be prosecuted to the fullest extent of the law.

Antenna	Operation mode	Lid angle	802.11b	802.11g	802.11n(20)	802.11n(40)
WLAN Main (2.4GHz)	Stand	201°	19.87	19.85	19.82	18.89
		210°	19.91	19.81	19.81	18.93
		220°	19.86	19.80	19.80	18.94
		230°	19.86	19.84	19.87	18.90
		240°	19.85	19.79	19.83	18.88
		250°	19.91	19.77	19.82	18.92
		260°	19.87	19.82	19.88	18.87
		270°	19.89	19.84	19.83	18.87
		280°	19.88	19.84	19.79	18.87
		290°	19.88	19.86	19.81	18.95
		300°	19.84	19.81	19.87	18.91
		310°	19.87	19.78	19.85	18.90
		320°	19.90	19.80	19.80	18.92
		330°	19.85	19.81	19.86	18.87
		340°	19.89	19.80	19.80	18.88
		345°	19.92	19.79	19.83	18.87

Unless otherwise stated the results shown in this test report refer only to the sample(s) tested and such sample(s) are retained for 90 days only.

除非另有說明，此報告結果僅對測試之樣品負責，同時此樣品僅保留90天。本報告未經本公司書面許可，不可部份複製。

This document is issued by the Company subject to its General Conditions of Service printed overleaf, available on request or accessible at www.sgs.com/terms_and_conditions.htm and for electronic format documents, subject to Terms and Conditions for Electronic Documents at www.sgs.com/terms_e-document.htm. Attention is drawn to the limitation of liability, indemnification and jurisdiction issues defined therein. Any holder of this document is advised that information contained hereon reflects the Company's findings at the time of its intervention only and within the limits of Client's instructions, if any. The Company's sole responsibility is to its Client and this document does not exonerate parties to a transaction from exercising all their rights and obligations under the transaction documents. This document cannot be reproduced except in full, without prior written approval of the Company. Any unauthorized alteration, forgery or falsification of the content or appearance of this document is unlawful and offenders may be prosecuted to the fullest extent of the law.

Antenna	Operation mode	Lid angle	802.11b	802.11g	802.11n(20)	802.11n(40)
WLAN Aux (2.4GHz)	Lid close	0°	n/a	n/a	n/a	n/a
		10°	n/a	n/a	n/a	n/a
		20°	n/a	n/a	n/a	n/a
		30°	n/a	n/a	n/a	n/a
		34°	n/a	n/a	n/a	n/a
	Notebook	35°	19.86	19.89	19.85	18.78
		40°	19.83	19.96	19.82	18.74
		50°	19.90	19.92	19.85	18.77
		60°	19.84	19.90	19.88	18.70
		70°	19.85	19.91	19.88	18.72
		80°	19.81	19.93	19.84	18.73
		90°	19.81	19.98	19.88	18.72
		100°	19.90	19.93	19.80	18.78
		110°	19.87	19.92	19.83	18.69
		120°	19.88	19.95	19.86	18.73
		129°	19.87	19.96	19.88	18.74
	Non-Notebook	130°	17.82	17.90	17.83	17.84
		140°	17.82	17.84	17.83	17.76
		150°	17.80	17.82	17.89	17.76
		160°	17.80	17.81	17.91	17.76
		170°	17.86	17.87	17.92	17.77
		180°	17.82	17.83	17.90	17.85
		190°	17.82	17.87	17.86	17.82
		200°	17.86	17.86	17.83	17.82
		210°	17.85	17.86	17.92	17.82
		220°	17.81	17.84	17.87	17.76
		230°	17.81	17.86	17.89	17.79
		240°	17.82	17.83	17.87	17.82
		250°	17.83	17.88	17.86	17.79
		260°	17.81	17.89	17.88	17.81
		270°	17.83	17.86	17.85	17.82
		280°	17.85	17.81	17.90	17.82
		290°	17.89	17.90	17.89	17.80
		300°	17.86	17.89	17.88	17.76
		310°	17.86	17.87	17.88	17.77
	320°	17.88	17.83	17.91	17.84	
330°	17.84	17.84	17.90	17.82		
340°	17.82	17.86	17.84	17.85		
350°	17.80	17.85	17.92	17.77		
360°	17.85	17.88	17.87	17.84		

Antenna	Operation mode	Lid angle	802.11b	802.11g	802.11n(20)	802.11n(40)
WLAN Aux (2.4GHz)	Stand	201°	19.84	19.91	19.84	18.73
		210°	19.86	19.98	19.82	18.75
		220°	19.84	19.93	19.89	18.78
		230°	19.86	19.92	19.83	18.74
		240°	19.89	19.94	19.80	18.73
		250°	19.89	19.91	19.80	18.74
		260°	19.90	19.97	19.89	18.77
		270°	19.82	19.90	19.86	18.71
		280°	19.81	19.97	19.88	18.71
		290°	19.85	19.94	19.89	18.73
		300°	19.81	19.97	19.86	18.77
		310°	19.90	19.95	19.86	18.71
		320°	19.85	19.96	19.82	18.77
		330°	19.86	19.97	19.89	18.70
		340°	19.81	19.91	19.85	18.74
		345°	19.86	19.93	19.89	18.77

Unless otherwise stated the results shown in this test report refer only to the sample(s) tested and such sample(s) are retained for 90 days only.

除非另有說明，此報告結果僅對測試之樣品負責，同時此樣品僅保留90天。本報告未經本公司書面許可，不可部份複製。

This document is issued by the Company subject to its General Conditions of Service printed overleaf, available on request or accessible at www.sgs.com/terms_and_conditions.htm and for electronic format documents, subject to Terms and Conditions for Electronic Documents at www.sgs.com/terms_e-document.htm. Attention is drawn to the limitation of liability, indemnification and jurisdiction issues defined therein. Any holder of this document is advised that information contained hereon reflects the Company's findings at the time of its intervention only and within the limits of Client's instructions, if any. The Company's sole responsibility is to its Client and this document does not exonerate parties to a transaction from exercising all their rights and obligations under the transaction documents. This document cannot be reproduced except in full, without prior written approval of the Company. Any unauthorized alteration, forgery or falsification of the content or appearance of this document is unlawful and offenders may be prosecuted to the fullest extent of the law.

Antenna	Operation mode	Lid angle	802.11b	802.11g	802.11n(20)	802.11n(40)	802.11ac(40)	802.11ac(80)
WLAN Main (5.2GHz)	Lid close	0°	n/a	n/a	n/a	n/a	n/a	n/a
		10°	n/a	n/a	n/a	n/a	n/a	n/a
		20°	n/a	n/a	n/a	n/a	n/a	n/a
		30°	n/a	n/a	n/a	n/a	n/a	n/a
		34°	n/a	n/a	n/a	n/a	n/a	n/a
	Notebook	35°	19.94	19.86	19.82	19.88	19.71	13.86
		40°	19.94	19.82	19.83	19.85	19.75	13.88
		50°	19.90	19.85	19.84	19.85	19.80	13.88
		60°	19.91	19.83	19.80	19.86	19.74	13.84
		70°	19.89	19.81	19.86	19.90	19.71	13.84
		80°	19.89	19.78	19.86	19.85	19.76	13.89
		90°	19.88	19.80	19.85	19.91	19.75	13.92
		100°	19.94	19.84	19.80	19.92	19.71	13.92
		110°	19.89	19.81	19.81	19.85	19.74	13.90
		120°	19.95	19.79	19.81	19.90	19.77	13.85
		129°	19.86	19.84	19.78	19.86	19.71	13.86
	Non-Notebook	130°	15.72	15.61	15.80	15.87	15.87	13.80
		140°	15.71	15.65	15.84	15.86	15.79	13.81
		150°	15.72	15.69	15.80	15.91	15.86	13.78
		160°	15.68	15.62	15.83	15.87	15.82	13.84
		170°	15.73	15.68	15.83	15.90	15.87	13.75
		180°	15.75	15.62	15.89	15.93	15.81	13.83
		190°	15.74	15.67	15.84	15.87	15.78	13.81
		200°	15.70	15.61	15.81	15.90	15.81	13.76
		210°	15.75	15.63	15.86	15.92	15.83	13.83
		220°	15.72	15.68	15.86	15.85	15.79	13.83
		230°	15.69	15.62	15.88	15.86	15.80	13.82
		240°	15.67	15.64	15.81	15.86	15.82	13.81
		250°	15.68	15.67	15.80	15.91	15.85	13.79
		260°	15.66	15.70	15.80	15.92	15.83	13.76
		270°	15.70	15.69	15.85	15.88	15.80	13.77
		280°	15.66	15.63	15.87	15.91	15.87	13.76
		290°	15.74	15.62	15.85	15.85	15.83	13.77
		300°	15.67	15.67	15.85	15.88	15.82	13.82
		310°	15.66	15.63	15.85	15.87	15.86	13.80
	320°	15.71	15.63	15.84	15.90	15.85	13.76	
330°	15.74	15.67	15.80	15.93	15.82	13.80		
340°	15.74	15.68	15.85	15.88	15.85	13.78		
350°	15.74	15.65	15.84	15.85	15.79	13.78		
360°	15.67	15.64	15.84	15.90	15.78	13.78		

Antenna	Operation mode	Lid angle	802.11a	802.11n(20)	802.11n(40)	802.11ac(20)	802.11ac(40)	802.11ac(80)
WLAN Main (5.2GHz)	Stand	201°	19.93	19.82	19.77	19.91	19.77	13.87
		210°	19.95	19.83	19.82	19.88	19.79	13.87
		220°	19.91	19.81	19.77	19.84	19.80	13.91
		230°	19.92	19.82	19.82	19.91	19.80	13.86
		240°	19.87	19.78	19.78	19.91	19.80	13.83
		250°	19.88	19.86	19.77	19.85	19.80	13.89
		260°	19.95	19.79	19.77	19.89	19.78	13.87
		270°	19.93	19.79	19.77	19.85	19.71	13.86
		280°	19.94	19.87	19.83	19.89	19.71	13.88
		290°	19.89	19.81	19.78	19.89	19.76	13.87
		300°	19.89	19.87	19.84	19.92	19.72	13.87
		310°	19.90	19.83	19.85	19.92	19.78	13.87
		320°	19.87	19.83	19.83	19.90	19.72	13.83
		330°	19.91	19.79	19.81	19.85	19.75	13.84
		340°	19.93	19.81	19.79	19.92	19.79	13.92
		345°	19.87	19.83	19.78	19.92	19.78	13.85

Unless otherwise stated the results shown in this test report refer only to the sample(s) tested and such sample(s) are retained for 90 days only.

除非另有說明，此報告結果僅對測試之樣品負責，同時此樣品僅保留90天。本報告未經本公司書面許可，不可部份複製。

This document is issued by the Company subject to its General Conditions of Service printed overleaf, available on request or accessible at www.sgs.com/terms_and_conditions.htm and for electronic format documents, subject to Terms and Conditions for Electronic Documents at www.sgs.com/terms_e-document.htm. Attention is drawn to the limitation of liability, indemnification and jurisdiction issues defined therein. Any holder of this document is advised that information contained hereon reflects the Company's findings at the time of its intervention only and within the limits of Client's instructions, if any. The Company's sole responsibility is to its Client and this document does not exonerate parties to a transaction from exercising all their rights and obligations under the transaction documents. This document cannot be reproduced except in full, without prior written approval of the Company. Any unauthorized alteration, forgery or falsification of the content or appearance of this document is unlawful and offenders may be prosecuted to the fullest extent of the law.

Antenna	Operation mode	Lid angle	802.11b	802.11g	802.11n(20)	802.11n(40)	802.11ac(40)	802.11ac(80)	
WLAN Aux (5.2GHz)	Lid close	0°	n/a	n/a	n/a	n/a	n/a	n/a	
		10°	n/a	n/a	n/a	n/a	n/a	n/a	
		20°	n/a	n/a	n/a	n/a	n/a	n/a	
		30°	n/a	n/a	n/a	n/a	n/a	n/a	
		34°	n/a	n/a	n/a	n/a	n/a	n/a	
	Notebook	35°	19.92	19.88	19.79	19.91	19.92	13.85	
		40°	19.97	19.80	19.84	19.85	19.84	13.82	
		50°	19.91	19.84	19.79	19.93	19.90	13.85	
		60°	19.90	19.87	19.82	19.86	19.93	13.84	
		70°	19.98	19.83	19.79	19.91	19.85	13.81	
		80°	19.92	19.81	19.82	19.93	19.90	13.85	
		90°	19.94	19.80	19.87	19.92	19.92	13.80	
		100°	19.94	19.87	19.82	19.92	19.89	13.85	
		110°	19.93	19.80	19.87	19.91	19.88	13.85	
		120°	19.89	19.86	19.81	19.84	19.88	13.80	
		129°	19.89	19.85	19.82	19.89	19.91	13.85	
		Non-Notebook	130°	16.20	16.27	16.32	16.47	16.39	13.87
			140°	16.27	16.26	16.36	16.46	16.35	13.91
	150°		16.24	16.31	16.37	16.40	16.37	13.90	
	160°		16.26	16.35	16.37	16.46	16.34	13.91	
	170°		16.23	16.26	16.30	16.47	16.34	13.87	
	180°		16.18	16.35	16.33	16.43	16.31	13.91	
	190°		16.23	16.26	16.38	16.45	16.37	13.91	
	200°		16.18	16.31	16.34	16.43	16.37	13.93	
	210°		16.25	16.26	16.35	16.46	16.37	13.91	
	220°		16.20	16.35	16.38	16.41	16.33	13.90	
	230°		16.20	16.30	16.39	16.43	16.33	13.89	
	240°		16.26	16.32	16.39	16.41	16.34	13.88	
	250°		16.23	16.31	16.32	16.45	16.38	13.85	
	260°		16.21	16.35	16.33	16.43	16.34	13.92	
	270°		16.19	16.29	16.30	16.47	16.40	13.90	
	280°		16.24	16.34	16.37	16.45	16.31	13.90	
	290°		16.23	16.26	16.31	16.46	16.33	13.86	
	300°		16.18	16.32	16.37	16.46	16.35	13.86	
	310°	16.21	16.34	16.30	16.47	16.31	13.94		
	320°	16.23	16.27	16.38	16.48	16.38	13.85		
330°	16.20	16.34	16.32	16.41	16.36	13.89			
340°	16.25	16.31	16.32	16.47	16.33	13.91			
350°	16.21	16.34	16.34	16.47	16.40	13.85			
360°	16.26	16.33	16.30	16.40	16.38	13.89			
Antenna	Operation mode	Lid angle	802.11a	802.11n(20)	802.11n(40)	802.11ac(20)	802.11ac(40)	802.11ac(80)	
WLAN Aux (5.2GHz)	Stand	201°	19.98	19.81	19.88	19.87	19.93	13.85	
		210°	19.93	19.80	19.83	19.85	19.91	13.85	
		220°	19.92	19.82	19.79	19.87	19.93	13.78	
		230°	19.94	19.83	19.87	19.89	19.93	13.83	
		240°	19.95	19.88	19.79	19.87	19.87	13.84	
		250°	19.93	19.87	19.84	19.92	19.84	13.80	
		260°	19.90	19.82	19.88	19.92	19.93	13.77	
		270°	19.89	19.82	19.84	19.88	19.92	13.81	
		280°	19.90	19.87	19.85	19.92	19.92	13.77	
		290°	19.91	19.80	19.86	19.92	19.85	13.85	
		300°	19.96	19.83	19.88	19.84	19.88	13.86	
		310°	19.98	19.84	19.82	19.91	19.89	13.86	
		320°	19.98	19.86	19.82	19.91	19.87	13.83	
		330°	19.91	19.82	19.86	19.84	19.85	13.79	
		340°	19.92	19.88	19.87	19.87	19.88	13.82	
		345°	19.97	19.81	19.88	19.87	19.86	13.78	

Unless otherwise stated the results shown in this test report refer only to the sample(s) tested and such sample(s) are retained for 90 days only.

除非另有說明，此報告結果僅對測試之樣品負責，同時此樣品僅保留90天。本報告未經本公司書面許可，不可部份複製。

This document is issued by the Company subject to its General Conditions of Service printed overleaf, available on request or accessible at www.sgs.com/terms_and_conditions.htm and for electronic format documents, subject to Terms and Conditions for Electronic Documents at www.sgs.com/terms_e-document.htm. Attention is drawn to the limitation of liability, indemnification and jurisdiction issues defined therein. Any holder of this document is advised that information contained hereon reflects the Company's findings at the time of its intervention only and within the limits of Client's instructions, if any. The Company's sole responsibility is to its Client and this document does not exonerate parties to a transaction from exercising all their rights and obligations under the transaction documents. This document cannot be reproduced except in full, without prior written approval of the Company. Any unauthorized alteration, forgery or falsification of the content or appearance of this document is unlawful and offenders may be prosecuted to the fullest extent of the law.

Antenna	Operation mode	Lid angle	802.11a	802.11n(20)	802.11n(40)	802.11ac(20)	802.11ac(40)	802.11ac(80)	
WLAN Main (5.3GHz)	Lid close	0°	n/a	n/a	n/a	n/a	n/a	n/a	
		10°	n/a	n/a	n/a	n/a	n/a	n/a	
		20°	n/a	n/a	n/a	n/a	n/a	n/a	
		30°	n/a	n/a	n/a	n/a	n/a	n/a	
		34°	n/a	n/a	n/a	n/a	n/a	n/a	
	Notebook	35°	19.85	19.59	19.66	19.74	19.81	11.78	
		40°	19.80	19.75	19.72	19.81	19.83	11.62	
		50°	19.72	19.84	19.73	19.76	19.72	11.66	
		60°	19.65	19.67	19.81	19.69	19.82	11.63	
		70°	19.78	19.72	19.77	19.82	19.77	11.75	
		80°	19.76	19.67	19.57	19.71	19.79	11.65	
		90°	19.74	19.67	19.77	19.69	19.75	11.78	
		100°	19.68	19.60	19.72	19.77	19.86	11.74	
		110°	19.71	19.73	19.66	19.78	19.80	11.64	
		120°	19.76	19.64	19.72	19.86	19.86	11.72	
		129°	19.74	19.67	19.64	19.69	19.76	11.68	
		Non-Notebook	130°	15.69	15.67	15.77	15.79	15.79	11.84
			140°	15.68	15.62	15.67	15.84	15.77	11.85
	150°		15.71	15.69	15.78	15.73	15.60	11.71	
	160°		15.81	15.81	15.80	15.86	15.65	11.78	
	170°		15.78	15.67	15.72	15.78	15.70	11.78	
	180°		15.79	15.71	15.85	15.79	15.72	11.83	
	190°		15.79	15.78	15.74	15.85	15.66	11.81	
	200°		15.79	15.64	15.63	15.78	15.67	11.81	
	210°		15.68	15.65	15.84	15.77	15.67	11.83	
	220°		15.77	15.71	15.69	15.77	15.79	11.86	
	230°		15.63	15.81	15.70	15.79	15.76	11.71	
	240°		15.78	15.67	15.70	15.81	15.59	11.82	
	250°		15.75	15.78	15.74	15.73	15.78	11.81	
	260°		15.80	15.78	15.63	15.79	15.79	11.90	
	270°		15.77	15.77	15.84	15.86	15.84	11.86	
	280°		15.79	15.77	15.75	15.84	15.69	11.85	
	290°		15.71	15.77	15.75	15.82	15.71	11.74	
	300°		15.73	15.66	15.75	15.82	15.70	11.78	
	310°	15.76	15.68	15.82	15.74	15.75	11.71		
	320°	15.77	15.62	15.79	15.84	15.56	11.72		
330°	15.75	15.81	15.76	15.86	15.70	11.82			
340°	15.86	15.62	15.66	15.82	15.71	11.77			
350°	15.76	15.71	15.63	15.71	15.60	11.76			
360°	15.63	15.76	15.85	15.71	15.63	11.79			
Antenna	Operation mode	Lid angle	802.11a	802.11n(20)	802.11n(40)	802.11ac(20)	802.11ac(40)	802.11ac(80)	
WLAN Main (5.3GHz)	Stand	201°	19.81	19.83	19.78	19.88	19.87	11.75	
		210°	19.84	19.79	19.78	19.83	19.84	11.84	
		220°	19.83	19.77	19.77	19.88	19.87	11.81	
		230°	19.85	19.84	19.75	19.89	19.90	11.75	
		240°	19.88	19.77	19.78	19.89	19.84	11.80	
		250°	19.80	19.78	19.74	19.86	19.92	11.79	
		260°	19.83	19.84	19.80	19.91	19.88	11.77	
		270°	19.82	19.77	19.80	19.91	19.92	11.77	
		280°	19.81	19.76	19.79	19.88	19.90	11.83	
		290°	19.88	19.79	19.78	19.84	19.90	11.82	
		300°	19.84	19.84	19.82	19.83	19.86	11.83	
		310°	19.87	19.77	19.77	19.84	19.89	11.83	
		320°	19.82	19.79	19.77	19.92	19.86	11.75	
		330°	19.84	19.76	19.74	19.91	19.91	11.78	
		340°	19.83	19.77	19.78	19.90	19.84	11.77	
		345°	19.80	19.84	19.77	19.85	19.88	11.80	

Unless otherwise stated the results shown in this test report refer only to the sample(s) tested and such sample(s) are retained for 90 days only.

除非另有說明，此報告結果僅對測試之樣品負責，同時此樣品僅保留90天。本報告未經本公司書面許可，不可部份複製。

This document is issued by the Company subject to its General Conditions of Service printed overleaf, available on request or accessible at www.sgs.com/terms_and_conditions.htm and for electronic format documents, subject to Terms and Conditions for Electronic Documents at www.sgs.com/terms_e-document.htm. Attention is drawn to the limitation of liability, indemnification and jurisdiction issues defined therein. Any holder of this document is advised that information contained hereon reflects the Company's findings at the time of its intervention only and within the limits of Client's instructions, if any. The Company's sole responsibility is to its Client and this document does not exonerate parties to a transaction from exercising all their rights and obligations under the transaction documents. This document cannot be reproduced except in full, without prior written approval of the Company. Any unauthorized alteration, forgery or falsification of the content or appearance of this document is unlawful and offenders may be prosecuted to the fullest extent of the law.

Antenna	Operation mode	Lid angle	802.11a	802.11n(20)	802.11n(40)	802.11ac(20)	802.11ac(40)	802.11ac(80)	
WLAN Aux (5.3GHz)	Lid close	0°	n/a	n/a	n/a	n/a	n/a	n/a	
		10°	n/a	n/a	n/a	n/a	n/a	n/a	
		20°	n/a	n/a	n/a	n/a	n/a	n/a	
		30°	n/a	n/a	n/a	n/a	n/a	n/a	
		34°	n/a	n/a	n/a	n/a	n/a	n/a	
	Notebook	35°	19.91	19.85	19.85	19.85	19.89	19.93	11.83
		40°	19.90	19.87	19.85	19.85	19.91	19.93	11.83
		50°	19.89	19.83	19.77	19.86	19.95	11.86	
		60°	19.91	19.85	19.77	19.94	19.92	11.80	
		70°	19.87	19.87	19.83	19.94	19.89	11.84	
		80°	19.90	19.80	19.77	19.88	19.87	11.83	
		90°	19.91	19.84	19.82	19.85	19.92	11.82	
		100°	19.84	19.87	19.84	19.90	19.95	11.83	
		110°	19.90	19.83	19.83	19.94	19.94	11.83	
		120°	19.83	19.88	19.78	19.88	19.89	11.79	
		129°	19.85	19.82	19.83	19.90	19.90	11.80	
		Non-Notebook	130°	16.34	16.40	16.18	16.33	16.44	11.85
			140°	16.29	16.36	16.21	16.27	16.35	11.84
	150°		16.34	16.35	16.21	16.35	16.40	11.82	
	160°		16.34	16.37	16.23	16.33	16.38	11.81	
	170°		16.28	16.32	16.16	16.29	16.36	11.83	
	180°		16.31	16.37	16.19	16.33	16.36	11.81	
	190°		16.29	16.33	16.24	16.36	16.39	11.82	
	200°		16.33	16.35	16.19	16.28	16.41	11.84	
	210°		16.29	16.36	16.24	16.28	16.43	11.83	
	220°		16.31	16.39	16.25	16.30	16.41	11.85	
	230°		16.29	16.31	16.20	16.36	16.40	11.77	
	240°		16.28	16.31	16.21	16.29	16.40	11.78	
	250°		16.32	16.33	16.17	16.33	16.41	11.85	
	260°		16.35	16.34	16.22	16.29	16.43	11.79	
	270°		16.28	16.36	16.25	16.29	16.42	11.82	
	280°		16.30	16.34	16.19	16.30	16.44	11.84	
	290°		16.32	16.40	16.25	16.27	16.39	11.79	
	300°		16.34	16.33	16.17	16.28	16.38	11.80	
	310°	16.30	16.32	16.20	16.35	16.36	11.78		
	320°	16.29	16.38	16.21	16.35	16.44	11.80		
330°	16.32	16.31	16.24	16.31	16.39	11.84			
340°	16.34	16.35	16.23	16.35	16.42	11.80			
350°	16.35	16.35	16.24	16.27	16.38	11.82			
360°	16.28	16.36	16.16	16.28	16.42	11.79			
Antenna	Operation mode	Lid angle	802.11a	802.11n(20)	802.11n(40)	802.11ac(20)	802.11ac(40)	802.11ac(80)	
WLAN Aux (5.3GHz)	Stand	201°	19.83	19.80	19.81	19.90	19.91	11.87	
		210°	19.86	19.88	19.80	19.91	19.86	11.88	
		220°	19.89	19.84	19.84	19.90	19.94	11.86	
		230°	19.89	19.86	19.78	19.89	19.89	11.85	
		240°	19.89	19.86	19.83	19.91	19.93	11.80	
		250°	19.83	19.81	19.85	19.87	19.87	11.81	
		260°	19.84	19.81	19.82	19.85	19.93	11.86	
		270°	19.89	19.85	19.84	19.92	19.86	11.80	
		280°	19.92	19.81	19.76	19.88	19.94	11.85	
		290°	19.89	19.86	19.81	19.89	19.86	11.85	
		300°	19.83	19.89	19.78	19.90	19.89	11.80	
		310°	19.86	19.85	19.84	19.93	19.92	11.80	
		320°	19.87	19.83	19.78	19.93	19.89	11.80	
		330°	19.83	19.89	19.78	19.93	19.90	11.87	
		340°	19.91	19.80	19.84	19.91	19.86	11.85	
		345°	19.91	19.83	19.78	19.93	19.91	11.79	

Unless otherwise stated the results shown in this test report refer only to the sample(s) tested and such sample(s) are retained for 90 days only.

除非另有說明，此報告結果僅對測試之樣品負責，同時此樣品僅保留90天。本報告未經本公司書面許可，不可部份複製。

This document is issued by the Company subject to its General Conditions of Service printed overleaf, available on request or accessible at www.sgs.com/terms_and_conditions.htm and for electronic format documents, subject to Terms and Conditions for Electronic Documents at www.sgs.com/terms_e-document.htm. Attention is drawn to the limitation of liability, indemnification and jurisdiction issues defined therein. Any holder of this document is advised that information contained hereon reflects the Company's findings at the time of its intervention only and within the limits of Client's instructions, if any. The Company's sole responsibility is to its Client and this document does not exonerate parties to a transaction from exercising all their rights and obligations under the transaction documents. This document cannot be reproduced except in full, without prior written approval of the Company. Any unauthorized alteration, forgery or falsification of the content or appearance of this document is unlawful and offenders may be prosecuted to the fullest extent of the law.

Antenna	Operation mode	Lid angle	802.11a	802.11n(20)	802.11n(40)	802.11ac(20)	802.11ac(40)	802.11ac(80)	
WLAN Main (5.6GHz)	Lid close	0°	n/a	n/a	n/a	n/a	n/a	n/a	
		10°	n/a	n/a	n/a	n/a	n/a	n/a	
		20°	n/a	n/a	n/a	n/a	n/a	n/a	
		30°	n/a	n/a	n/a	n/a	n/a	n/a	
		34°	n/a	n/a	n/a	n/a	n/a	n/a	
	Notebook	35°	19.70	19.80	19.71	19.69	19.85	19.91	
		40°	19.75	19.73	19.74	19.71	19.82	19.92	
		50°	19.76	19.74	19.74	19.68	19.79	19.90	
		60°	19.72	19.75	19.69	19.64	19.79	19.89	
		70°	19.72	19.71	19.71	19.72	19.85	19.86	
		80°	19.69	19.80	19.69	19.69	19.84	19.90	
		90°	19.78	19.74	19.73	19.73	19.76	19.93	
		100°	19.73	19.74	19.70	19.69	19.81	19.90	
		110°	19.73	19.77	19.71	19.72	19.76	19.87	
		120°	19.76	19.76	19.73	19.69	19.81	19.86	
		129°	19.75	19.73	19.77	19.64	19.77	19.89	
		Non-Notebook	130°	15.78	15.78	15.82	15.83	15.78	15.85
			140°	15.80	15.75	15.81	15.83	15.82	15.83
	150°		15.79	15.78	15.74	15.88	15.81	15.89	
	160°		15.81	15.76	15.75	15.84	15.82	15.85	
	170°		15.75	15.84	15.74	15.86	15.85	15.87	
	180°		15.72	15.78	15.77	15.87	15.80	15.82	
	190°		15.73	15.78	15.83	15.79	15.85	15.84	
	200°		15.72	15.76	15.78	15.83	15.79	15.87	
	210°		15.79	15.77	15.76	15.80	15.83	15.82	
	220°		15.75	15.81	15.75	15.86	15.85	15.88	
	230°		15.75	15.75	15.78	15.80	15.82	15.91	
	240°		15.79	15.78	15.81	15.79	15.85	15.83	
	250°		15.77	15.79	15.77	15.87	15.84	15.91	
	260°		15.73	15.84	15.78	15.84	15.86	15.82	
	270°		15.78	15.84	15.82	15.79	15.86	15.91	
	280°		15.74	15.81	15.78	15.84	15.80	15.82	
	290°		15.74	15.80	15.78	15.80	15.78	15.88	
	300°		15.73	15.82	15.80	15.80	15.83	15.89	
	310°	15.80	15.84	15.77	15.81	15.79	15.88		
	320°	15.81	15.76	15.76	15.86	15.85	15.87		
330°	15.75	15.75	15.78	15.88	15.83	15.91			
340°	15.76	15.76	15.79	15.79	15.82	15.83			
350°	15.72	15.77	15.81	15.87	15.78	15.82			
360°	15.80	15.76	15.74	15.81	15.83	15.91			
Antenna	Operation mode	Lid angle	802.11a	802.11n(20)	802.11n(40)	802.11ac(20)	802.11ac(40)	802.11ac(80)	
WLAN Main (5.6GHz)	Stand	201°	19.77	19.74	19.72	19.73	19.80	19.92	
		210°	19.76	19.80	19.72	19.72	19.76	19.89	
		220°	19.74	19.78	19.70	19.71	19.80	19.90	
		230°	19.72	19.80	19.72	19.69	19.79	19.86	
		240°	19.71	19.78	19.71	19.66	19.83	19.92	
		250°	19.76	19.75	19.71	19.67	19.79	19.93	
		260°	19.78	19.75	19.69	19.71	19.81	19.94	
		270°	19.70	19.78	19.77	19.69	19.81	19.88	
		280°	19.78	19.80	19.77	19.72	19.84	19.90	
		290°	19.74	19.72	19.77	19.73	19.76	19.92	
		300°	19.72	19.71	19.68	19.64	19.84	19.86	
		310°	19.78	19.74	19.75	19.67	19.85	19.86	
		320°	19.76	19.72	19.77	19.65	19.85	19.94	
		330°	19.74	19.75	19.71	19.68	19.84	19.92	
		340°	19.72	19.71	19.76	19.68	19.82	19.91	
		345°	19.76	19.76	19.75	19.72	19.77	19.88	

Unless otherwise stated the results shown in this test report refer only to the sample(s) tested and such sample(s) are retained for 90 days only.

除非另有說明，此報告結果僅對測試之樣品負責，同時此樣品僅保留90天。本報告未經本公司書面許可，不可部份複製。

This document is issued by the Company subject to its General Conditions of Service printed overleaf, available on request or accessible at www.sgs.com/terms_and_conditions.htm and for electronic format documents, subject to Terms and Conditions for Electronic Documents at www.sgs.com/terms_e-document.htm. Attention is drawn to the limitation of liability, indemnification and jurisdiction issues defined therein. Any holder of this document is advised that information contained hereon reflects the Company's findings at the time of its intervention only and within the limits of Client's instructions, if any. The Company's sole responsibility is to its Client and this document does not exonerate parties to a transaction from exercising all their rights and obligations under the transaction documents. This document cannot be reproduced except in full, without prior written approval of the Company. Any unauthorized alteration, forgery or falsification of the content or appearance of this document is unlawful and offenders may be prosecuted to the fullest extent of the law.

Antenna	Operation mode	Lid angle	802.11a	802.11n(20)	802.11n(40)	802.11ac(20)	802.11ac(40)	802.11ac(80)	
WLAN Aux (5.6GHz)	Lid close	0°	n/a	n/a	n/a	n/a	n/a	n/a	
		10°	n/a	n/a	n/a	n/a	n/a	n/a	
		20°	n/a	n/a	n/a	n/a	n/a	n/a	
		30°	n/a	n/a	n/a	n/a	n/a	n/a	
		34°	n/a	n/a	n/a	n/a	n/a	n/a	
	Notebook	35°	19.86	19.85	19.79	19.74	19.87	19.88	
		40°	19.82	19.80	19.77	19.78	19.89	19.88	
		50°	19.88	19.86	19.86	19.82	19.89	19.96	
		60°	19.90	19.87	19.77	19.77	19.93	19.90	
		70°	19.83	19.78	19.83	19.80	19.92	19.90	
		80°	19.83	19.78	19.83	19.78	19.86	19.94	
		90°	19.86	19.78	19.82	19.80	19.87	19.87	
		100°	19.86	19.81	19.85	19.80	19.85	19.90	
		110°	19.86	19.85	19.79	19.79	19.86	19.95	
		120°	19.82	19.79	19.77	19.79	19.85	19.92	
		129°	19.86	19.82	19.83	19.73	19.91	19.88	
		Non-Notebook	130°	16.38	16.26	16.33	16.27	16.23	16.25
			140°	16.39	16.29	16.30	16.33	16.26	16.31
	150°		16.42	16.28	16.28	16.32	16.27	16.30	
	160°		16.33	16.28	16.32	16.33	16.31	16.25	
	170°		16.37	16.23	16.34	16.28	16.30	16.34	
	180°		16.36	16.27	16.35	16.33	16.24	16.26	
	190°		16.41	16.26	16.26	16.27	16.23	16.28	
	200°		16.38	16.26	16.35	16.35	16.31	16.32	
	210°		16.42	16.28	16.27	16.33	16.22	16.26	
	220°		16.42	16.23	16.31	16.27	16.23	16.33	
	230°		16.39	16.24	16.28	16.30	16.27	16.33	
	240°		16.34	16.27	16.26	16.33	16.24	16.29	
	250°		16.34	16.23	16.34	16.30	16.26	16.27	
	260°		16.37	16.24	16.28	16.31	16.25	16.32	
	270°		16.37	16.22	16.35	16.32	16.28	16.32	
	280°		16.39	16.27	16.26	16.34	16.30	16.31	
	290°		16.38	16.21	16.31	16.34	16.24	16.33	
	300°		16.39	16.27	16.30	16.29	16.25	16.27	
	310°	16.38	16.20	16.34	16.36	16.28	16.34		
	320°	16.37	16.21	16.26	16.33	16.25	16.34		
330°	16.34	16.25	16.35	16.33	16.31	16.30			
340°	16.36	16.24	16.34	16.31	16.31	16.25			
350°	16.39	16.26	16.27	16.31	16.31	16.29			
360°	16.42	16.22	16.26	16.30	16.23	16.25			
Antenna	Operation mode	Lid angle	802.11a	802.11n(20)	802.11n(40)	802.11ac(20)	802.11ac(40)	802.11ac(80)	
WLAN Aux (5.6GHz)	Stand	201°	19.85	19.79	19.86	19.76	19.91	19.96	
		210°	19.87	19.85	19.83	19.73	19.88	19.95	
		220°	19.85	19.86	19.80	19.82	19.93	19.90	
		230°	19.88	19.78	19.82	19.81	19.93	19.96	
		240°	19.85	19.86	19.79	19.75	19.90	19.95	
		250°	19.83	19.81	19.85	19.82	19.92	19.88	
		260°	19.88	19.79	19.83	19.81	19.87	19.96	
		270°	19.90	19.86	19.84	19.73	19.92	19.87	
		280°	19.85	19.78	19.82	19.77	19.86	19.88	
		290°	19.83	19.84	19.86	19.78	19.93	19.87	
		300°	19.87	19.84	19.85	19.79	19.85	19.88	
		310°	19.87	19.84	19.77	19.82	19.85	19.89	
		320°	19.86	19.83	19.79	19.75	19.93	19.88	
		330°	19.88	19.82	19.85	19.82	19.93	19.88	
		340°	19.89	19.86	19.82	19.80	19.87	19.94	
		345°	19.82	19.87	19.86	19.74	19.94	19.91	

Unless otherwise stated the results shown in this test report refer only to the sample(s) tested and such sample(s) are retained for 90 days only.

除非另有說明，此報告結果僅對測試之樣品負責，同時此樣品僅保留90天。本報告未經本公司書面許可，不可部份複製。

This document is issued by the Company subject to its General Conditions of Service printed overleaf, available on request or accessible at www.sgs.com/terms_and_conditions.htm and for electronic format documents, subject to Terms and Conditions for Electronic Documents at www.sgs.com/terms_e-document.htm. Attention is drawn to the limitation of liability, indemnification and jurisdiction issues defined therein. Any holder of this document is advised that information contained hereon reflects the Company's findings at the time of its intervention only and within the limits of Client's instructions, if any. The Company's sole responsibility is to its Client and this document does not exonerate parties to a transaction from exercising all their rights and obligations under the transaction documents. This document cannot be reproduced except in full, without prior written approval of the Company. Any unauthorized alteration, forgery or falsification of the content or appearance of this document is unlawful and offenders may be prosecuted to the fullest extent of the law.

Antenna	Operation mode	Lid angle	802.11a	802.11n(20)	802.11n(40)	802.11ac(20)	802.11ac(40)	802.11ac(80)	
WLAN Main (5.8GHz)	Lid close	0°	n/a	n/a	n/a	n/a	n/a	n/a	
		10°	n/a	n/a	n/a	n/a	n/a	n/a	
		20°	n/a	n/a	n/a	n/a	n/a	n/a	
		30°	n/a	n/a	n/a	n/a	n/a	n/a	
		34°	n/a	n/a	n/a	n/a	n/a	n/a	
	Notebook	35°	19.93	19.79	19.85	19.88	19.82	17.40	
		40°	19.92	19.83	19.82	19.83	19.87	17.35	
		50°	19.92	19.85	19.87	19.87	19.80	17.34	
		60°	19.88	19.80	19.79	19.90	19.87	17.36	
		70°	19.86	19.84	19.86	19.89	19.85	17.34	
		80°	19.92	19.78	19.80	19.84	19.87	17.32	
		90°	19.87	19.77	19.84	19.83	19.80	17.35	
		100°	19.94	19.77	19.80	19.87	19.87	17.32	
		110°	19.94	19.84	19.88	19.83	19.81	17.40	
		120°	19.89	19.81	19.82	19.90	19.81	17.37	
		129°	19.88	19.82	19.85	19.86	19.80	17.33	
		Non-Notebook	130°	15.83	15.76	15.91	15.77	15.75	15.79
			140°	15.79	15.80	15.84	15.76	15.76	15.77
	150°		15.83	15.74	15.92	15.77	15.77	15.86	
	160°		15.77	15.76	15.87	15.76	15.78	15.83	
	170°		15.79	15.76	15.85	15.72	15.81	15.77	
	180°		15.82	15.73	15.92	15.74	15.75	15.80	
	190°		15.82	15.80	15.93	15.77	15.72	15.83	
	200°		15.78	15.75	15.92	15.78	15.75	15.82	
	210°		15.82	15.72	15.84	15.79	15.78	15.82	
	220°		15.83	15.71	15.92	15.77	15.73	15.77	
	230°		15.80	15.71	15.84	15.79	15.74	15.84	
	240°		15.79	15.76	15.93	15.76	15.72	15.81	
	250°		15.77	15.76	15.89	15.73	15.73	15.78	
	260°		15.76	15.73	15.89	15.73	15.78	15.85	
	270°		15.78	15.74	15.93	15.81	15.79	15.79	
	280°		15.79	15.75	15.84	15.76	15.74	15.81	
	290°		15.82	15.75	15.84	15.80	15.72	15.82	
	300°		15.77	15.74	15.84	15.77	15.80	15.85	
	310°	15.80	15.77	15.84	15.74	15.73	15.85		
	320°	15.77	15.78	15.86	15.72	15.80	15.84		
330°	15.74	15.80	15.86	15.77	15.78	15.85			
340°	15.77	15.79	15.84	15.75	15.74	15.82			
350°	15.76	15.78	15.85	15.72	15.80	15.79			
360°	15.79	15.80	15.87	15.74	15.72	15.86			
Antenna	Operation mode	Lid angle	802.11a	802.11n(20)	802.11n(40)	802.11ac(20)	802.11ac(40)	802.11ac(80)	
WLAN Main (5.8GHz)	Stand	201°	19.85	19.86	19.88	19.82	19.83	17.31	
		210°	19.85	19.86	19.87	19.82	19.82	17.38	
		220°	19.92	19.83	19.87	19.89	19.79	17.40	
		230°	19.85	19.81	19.80	19.84	19.78	17.32	
		240°	19.87	19.80	19.82	19.82	19.79	17.38	
		250°	19.86	19.80	19.79	19.81	19.83	17.39	
		260°	19.91	19.82	19.87	19.87	19.82	17.39	
		270°	19.91	19.84	19.79	19.81	19.87	17.37	
		280°	19.93	19.81	19.79	19.84	19.85	17.33	
		290°	19.91	19.79	19.84	19.82	19.78	17.32	
		300°	19.88	19.77	19.82	19.90	19.83	17.32	
		310°	19.85	19.80	19.85	19.87	19.79	17.32	
		320°	19.94	19.82	19.86	19.89	19.86	17.35	
		330°	19.90	19.86	19.81	19.88	19.78	17.38	
		340°	19.90	19.85	19.80	19.83	19.78	17.34	
		345°	19.90	19.86	19.83	19.82	19.78	17.36	

Unless otherwise stated the results shown in this test report refer only to the sample(s) tested and such sample(s) are retained for 90 days only.

除非另有說明，此報告結果僅對測試之樣品負責，同時此樣品僅保留90天。本報告未經本公司書面許可，不可部份複製。

This document is issued by the Company subject to its General Conditions of Service printed overleaf, available on request or accessible at www.sgs.com/terms_and_conditions.htm and for electronic format documents, subject to Terms and Conditions for Electronic Documents at www.sgs.com/terms_e-document.htm. Attention is drawn to the limitation of liability, indemnification and jurisdiction issues defined therein. Any holder of this document is advised that information contained hereon reflects the Company's findings at the time of its intervention only and within the limits of Client's instructions, if any. The Company's sole responsibility is to its Client and this document does not exonerate parties to a transaction from exercising all their rights and obligations under the transaction documents. This document cannot be reproduced except in full, without prior written approval of the Company. Any unauthorized alteration, forgery or falsification of the content or appearance of this document is unlawful and offenders may be prosecuted to the fullest extent of the law.

Antenna	Operation mode	Lid angle	802.11a	802.11n(20)	802.11n(40)	802.11ac(20)	802.11ac(40)	802.11ac(80)	
WLAN Aux (5.8GHz)	Lid close	0°	n/a	n/a	n/a	n/a	n/a	n/a	
		10°	n/a	n/a	n/a	n/a	n/a	n/a	
		20°	n/a	n/a	n/a	n/a	n/a	n/a	
		30°	n/a	n/a	n/a	n/a	n/a	n/a	
		34°	n/a	n/a	n/a	n/a	n/a	n/a	
	Notebook	35°	19.87	19.90	19.83	19.87	19.80	17.33	
		40°	19.83	19.86	19.81	19.91	19.82	17.38	
		50°	19.88	19.86	19.75	19.87	19.79	17.34	
		60°	19.89	19.93	19.77	19.90	19.78	17.39	
		70°	19.92	19.91	19.78	19.86	19.86	17.38	
		80°	19.85	19.85	19.77	19.93	19.81	17.31	
		90°	19.83	19.92	19.79	19.94	19.79	17.39	
		100°	19.87	19.93	19.75	19.92	19.80	17.34	
		110°	19.85	19.92	19.76	19.89	19.84	17.31	
		120°	19.92	19.88	19.78	19.94	19.86	17.40	
		129°	19.83	19.93	19.80	19.89	19.82	17.32	
		Non-Notebook	130°	16.26	16.35	16.26	16.40	16.41	16.39
			140°	16.32	16.28	16.24	16.32	16.41	16.33
	150°		16.32	16.36	16.21	16.36	16.43	16.38	
	160°		16.33	16.33	16.23	16.32	16.35	16.38	
	170°		16.29	16.32	16.23	16.39	16.35	16.41	
	180°		16.31	16.30	16.28	16.33	16.36	16.34	
	190°		16.30	16.35	16.25	16.36	16.35	16.37	
	200°		16.29	16.29	16.19	16.35	16.36	16.39	
	210°		16.35	16.34	16.21	16.32	16.37	16.34	
	220°		16.26	16.30	16.19	16.35	16.35	16.36	
	230°		16.28	16.31	16.25	16.33	16.40	16.34	
	240°		16.30	16.36	16.24	16.39	16.43	16.38	
	250°		16.28	16.34	16.28	16.37	16.43	16.42	
	260°		16.35	16.28	16.25	16.33	16.35	16.35	
	270°		16.35	16.33	16.24	16.36	16.39	16.38	
	280°		16.32	16.32	16.26	16.35	16.44	16.34	
	290°		16.28	16.30	16.27	16.37	16.38	16.40	
	300°		16.35	16.35	16.21	16.39	16.38	16.41	
	310°	16.27	16.31	16.19	16.32	16.39	16.33		
	320°	16.34	16.28	16.27	16.40	16.41	16.35		
330°	16.27	16.32	16.19	16.39	16.44	16.35			
340°	16.34	16.33	16.26	16.36	16.35	16.40			
350°	16.27	16.32	16.19	16.36	16.44	16.35			
360°	16.30	16.33	16.27	16.32	16.39	16.34			
Antenna	Operation mode	Lid angle	802.11a	802.11n(20)	802.11n(40)	802.11ac(20)	802.11ac(40)	802.11ac(80)	
WLAN Aux (5.8GHz)	Stand	201°	19.88	19.84	19.80	19.94	19.84	17.36	
		210°	19.83	19.93	19.83	19.87	19.78	17.32	
		220°	19.89	19.91	19.82	19.86	19.78	17.38	
		230°	19.88	19.93	19.75	19.87	19.86	17.39	
		240°	19.89	19.92	19.83	19.87	19.85	17.32	
		250°	19.91	19.87	19.82	19.86	19.83	17.40	
		260°	19.86	19.90	19.82	19.85	19.86	17.31	
		270°	19.89	19.85	19.75	19.89	19.78	17.36	
		280°	19.86	19.90	19.83	19.86	19.83	17.31	
		290°	19.83	19.85	19.82	19.92	19.79	17.38	
		300°	19.87	19.85	19.80	19.94	19.77	17.34	
		310°	19.83	19.90	19.80	19.87	19.80	17.32	
		320°	19.88	19.92	19.75	19.87	19.77	17.40	
		330°	19.87	19.85	19.80	19.91	19.85	17.36	
		340°	19.83	19.84	19.75	19.94	19.78	17.31	
		345°	19.92	19.87	19.82	19.85	19.83	17.32	

Unless otherwise stated the results shown in this test report refer only to the sample(s) tested and such sample(s) are retained for 90 days only.

除非另有說明，此報告結果僅對測試之樣品負責，同時此樣品僅保留90天。本報告未經本公司書面許可，不可部份複製。

This document is issued by the Company subject to its General Conditions of Service printed overleaf, available on request or accessible at www.sgs.com/terms_and_conditions.htm and for electronic format documents, subject to Terms and Conditions for Electronic Documents at www.sgs.com/terms_e-document.htm. Attention is drawn to the limitation of liability, indemnification and jurisdiction issues defined therein. Any holder of this document is advised that information contained hereon reflects the Company's findings at the time of its intervention only and within the limits of Client's instructions, if any. The Company's sole responsibility is to its Client and this document does not exonerate parties to a transaction from exercising all their rights and obligations under the transaction documents. This document cannot be reproduced except in full, without prior written approval of the Company. Any unauthorized alteration, forgery or falsification of the content or appearance of this document is unlawful and offenders may be prosecuted to the fullest extent of the law.

Antenna	Operation mode	Lid angle	WCDMA	HSDPA	HSPA	HSPA+	DC-HSDPA
WWAN TX (WCDMA Band II)	Lid close	0°	n/a	n/a	n/a	n/a	n/a
		10°	n/a	n/a	n/a	n/a	n/a
		20°	n/a	n/a	n/a	n/a	n/a
		30°	n/a	n/a	n/a	n/a	n/a
		34°	n/a	n/a	n/a	n/a	n/a
	Notebook	35°	23.62	23.50	23.48	22.43	23.53
		40°	23.61	23.42	23.40	22.61	23.54
		50°	23.60	23.41	23.46	22.45	23.42
		60°	23.56	23.49	23.45	22.49	23.50
		70°	23.61	23.50	23.42	22.61	23.53
		80°	23.58	23.42	23.48	22.47	23.48
		90°	23.53	23.41	23.48	22.57	23.56
		100°	23.54	23.46	23.47	22.51	23.52
		110°	23.62	23.43	23.44	22.57	23.50
		120°	23.60	23.50	23.40	22.52	23.57
	Non-Notebook	129°	23.56	23.47	23.46	22.44	23.51
		130°	17.35	17.22	17.23	17.22	17.15
		140°	17.34	17.28	17.20	17.28	17.13
		150°	17.40	17.22	17.25	17.15	17.13
		160°	17.33	17.28	17.25	17.33	17.13
		170°	17.41	17.25	17.23	17.18	17.24
		180°	17.33	17.25	17.25	17.24	17.09
		190°	17.33	17.19	17.19	17.33	17.08
		200°	17.32	17.19	17.24	17.18	17.18
		210°	17.33	17.22	17.24	17.22	17.12
		220°	17.32	17.26	17.18	17.23	17.20
		230°	17.33	17.27	17.22	17.29	17.22
		240°	17.34	17.20	17.18	17.20	17.16
		250°	17.35	17.23	17.26	17.26	17.11
		260°	17.33	17.28	17.23	17.18	17.19
		270°	17.33	17.26	17.26	17.16	17.13
		280°	17.39	17.27	17.22	17.21	17.19
		290°	17.36	17.21	17.17	17.32	17.24
		300°	17.38	17.20	17.22	17.30	17.22
	310°	17.34	17.28	17.23	17.27	17.19	
	320°	17.33	17.23	17.25	17.29	17.10	
330°	17.39	17.24	17.22	17.28	17.22		
340°	17.35	17.19	17.22	17.28	17.24		
350°	17.39	17.24	17.23	17.23	17.17		
360°	17.41	17.28	17.17	17.32	17.08		

Unless otherwise stated the results shown in this test report refer only to the sample(s) tested and such sample(s) are retained for 90 days only.

除非另有說明，此報告結果僅對測試之樣品負責，同時此樣品僅保留90天。本報告未經本公司書面許可，不可部份複製。

This document is issued by the Company subject to its General Conditions of Service printed overleaf, available on request or accessible at www.sgs.com/terms_and_conditions.htm and for electronic format documents, subject to Terms and Conditions for Electronic Documents at www.sgs.com/terms_e-document.htm. Attention is drawn to the limitation of liability, indemnification and jurisdiction issues defined therein. Any holder of this document is advised that information contained hereon reflects the Company's findings at the time of its intervention only and within the limits of Client's instructions, if any. The Company's sole responsibility is to its Client and this document does not exonerate parties to a transaction from exercising all their rights and obligations under the transaction documents. This document cannot be reproduced except in full, without prior written approval of the Company. Any unauthorized alteration, forgery or falsification of the content or appearance of this document is unlawful and offenders may be prosecuted to the fullest extent of the law.

Antenna	Operation mode	Lid angle	WCDMA	HSDPA	HSPA	HSPA+	DC-HSDPA
WWAN TX (WCDMA Band II)	Stand	201°	23.64	23.52	23.50	22.54	23.55
		210°	23.59	23.45	23.44	22.58	23.57
		220°	23.62	23.47	23.39	22.54	23.40
		230°	23.55	23.47	23.47	22.48	23.51
		240°	23.61	23.49	23.43	22.51	23.41
		250°	23.58	23.50	23.41	22.51	23.48
		260°	23.62	23.50	23.46	22.53	23.42
		270°	23.53	23.44	23.44	22.44	23.39
		280°	23.61	23.41	23.40	22.62	23.41
		290°	23.54	23.42	23.48	22.55	23.50
		300°	23.53	23.46	23.39	22.44	23.38
		310°	23.55	23.49	23.47	22.59	23.41
		320°	23.60	23.43	23.46	22.57	23.48
		330°	23.55	23.49	23.45	22.50	23.50
		340°	23.58	23.48	23.45	22.62	23.38
345°	23.54	23.43	23.46	22.49	23.57		

Unless otherwise stated the results shown in this test report refer only to the sample(s) tested and such sample(s) are retained for 90 days only.

除非另有說明，此報告結果僅對測試之樣品負責，同時此樣品僅保留90天。本報告未經本公司書面許可，不可部份複製。

This document is issued by the Company subject to its General Conditions of Service printed overleaf, available on request or accessible at www.sgs.com/terms_and_conditions.htm and for electronic format documents, subject to Terms and Conditions for Electronic Documents at www.sgs.com/terms_e-document.htm. Attention is drawn to the limitation of liability, indemnification and jurisdiction issues defined therein. Any holder of this document is advised that information contained hereon reflects the Company's findings at the time of its intervention only and within the limits of Client's instructions, if any. The Company's sole responsibility is to its Client and this document does not exonerate parties to a transaction from exercising all their rights and obligations under the transaction documents. This document cannot be reproduced except in full, without prior written approval of the Company. Any unauthorized alteration, forgery or falsification of the content or appearance of this document is unlawful and offenders may be prosecuted to the fullest extent of the law.

Antenna	Operation mode	Lid angle	WCDMA	HSDPA	HSPA	HSPA+	DC-HSDPA
WWAN TX (WCDMA Band IV)	Lid close	0°	n/a	n/a	n/a	n/a	n/a
		10°	n/a	n/a	n/a	n/a	n/a
		20°	n/a	n/a	n/a	n/a	n/a
		30°	n/a	n/a	n/a	n/a	n/a
		34°	n/a	n/a	n/a	n/a	n/a
	Notebook	35°	23.52	23.42	23.40	22.31	23.21
		40°	23.43	23.38	23.38	22.25	23.38
		50°	23.49	23.41	23.38	22.25	23.21
		60°	23.48	23.41	23.40	22.36	23.26
		70°	23.44	23.35	23.39	22.23	23.25
		80°	23.46	23.34	23.31	22.36	23.29
		90°	23.50	23.39	23.34	22.27	23.30
		100°	23.47	23.37	23.35	22.39	23.29
		110°	23.43	23.34	23.33	22.34	23.24
		120°	23.47	23.33	23.34	22.38	23.28
		129°	23.48	23.41	23.39	22.39	23.27
	Non-Notebook	130°	18.28	18.14	18.10	18.01	18.04
		140°	18.22	18.15	18.08	18.04	18.06
		150°	18.27	18.10	18.13	18.06	18.02
		160°	18.26	18.13	18.14	18.04	18.08
		170°	18.26	18.15	18.14	18.19	17.94
		180°	18.26	18.17	18.06	18.12	17.95
		190°	18.24	18.10	18.11	18.19	18.03
		200°	18.27	18.18	18.06	18.11	17.96
		210°	18.25	18.14	18.09	18.01	17.96
		220°	18.26	18.12	18.14	18.03	17.95
		230°	18.25	18.15	18.07	18.13	18.00
		240°	18.21	18.17	18.13	18.18	18.07
		250°	18.23	18.15	18.08	18.04	18.04
		260°	18.23	18.17	18.08	18.14	18.08
		270°	18.29	18.16	18.06	18.02	18.10
		280°	18.29	18.12	18.12	18.05	18.09
		290°	18.24	18.16	18.07	18.09	18.13
		300°	18.21	18.16	18.10	18.07	17.94
		310°	18.27	18.12	18.07	18.14	18.11
	320°	18.26	18.14	18.10	18.02	18.09	
330°	18.24	18.09	18.07	18.07	18.04		
340°	18.28	18.12	18.06	18.15	18.08		
350°	18.30	18.11	18.12	18.15	18.12		
360°	18.29	18.17	18.06	18.02	17.95		

Unless otherwise stated the results shown in this test report refer only to the sample(s) tested and such sample(s) are retained for 90 days only.

除非另有說明，此報告結果僅對測試之樣品負責，同時此樣品僅保留90天。本報告未經本公司書面許可，不可部份複製。

This document is issued by the Company subject to its General Conditions of Service printed overleaf, available on request or accessible at www.sgs.com/terms_and_conditions.htm and for electronic format documents, subject to Terms and Conditions for Electronic Documents at www.sgs.com/terms_e-document.htm. Attention is drawn to the limitation of liability, indemnification and jurisdiction issues defined therein. Any holder of this document is advised that information contained hereon reflects the Company's findings at the time of its intervention only and within the limits of Client's instructions, if any. The Company's sole responsibility is to its Client and this document does not exonerate parties to a transaction from exercising all their rights and obligations under the transaction documents. This document cannot be reproduced except in full, without prior written approval of the Company. Any unauthorized alteration, forgery or falsification of the content or appearance of this document is unlawful and offenders may be prosecuted to the fullest extent of the law.

Antenna	Operation mode	Lid angle	WCDMA	HSDPA	HSPA	HSPA+	DC-HSDPA
WWAN TX (WCDMA Band IV)	Stand	201°	23.50	23.40	23.37	22.40	23.39
		210°	23.46	23.33	23.35	22.29	23.28
		220°	23.44	23.40	23.36	22.36	23.30
		230°	23.45	23.40	23.37	22.31	23.29
		240°	23.43	23.34	23.31	22.25	23.24
		250°	23.46	23.38	23.36	22.22	23.33
		260°	23.46	23.34	23.31	22.28	23.37
		270°	23.46	23.42	23.31	22.28	23.35
		280°	23.49	23.41	23.38	22.26	23.35
		290°	23.43	23.34	23.39	22.41	23.38
		300°	23.47	23.37	23.40	22.25	23.24
		310°	23.46	23.37	23.33	22.26	23.32
		320°	23.51	23.35	23.40	22.41	23.31
		330°	23.46	23.37	23.31	22.33	23.23
		340°	23.43	23.41	23.32	22.39	23.21
345°	23.49	23.33	23.38	22.30	23.27		

Unless otherwise stated the results shown in this test report refer only to the sample(s) tested and such sample(s) are retained for 90 days only.

除非另有說明，此報告結果僅對測試之樣品負責，同時此樣品僅保留90天。本報告未經本公司書面許可，不可部份複製。

This document is issued by the Company subject to its General Conditions of Service printed overleaf, available on request or accessible at www.sgs.com/terms_and_conditions.htm and for electronic format documents, subject to Terms and Conditions for Electronic Documents at www.sgs.com/terms_e-document.htm. Attention is drawn to the limitation of liability, indemnification and jurisdiction issues defined therein. Any holder of this document is advised that information contained hereon reflects the Company's findings at the time of its intervention only and within the limits of Client's instructions, if any. The Company's sole responsibility is to its Client and this document does not exonerate parties to a transaction from exercising all their rights and obligations under the transaction documents. This document cannot be reproduced except in full, without prior written approval of the Company. Any unauthorized alteration, forgery or falsification of the content or appearance of this document is unlawful and offenders may be prosecuted to the fullest extent of the law.

Antenna	Operation mode	Lid angle	WCDMA	HSDPA	HSPA	HSPA+	DC-HSDPA
WWAN TX (WCDMA Band V)	Lid close	0°	n/a	n/a	n/a	n/a	n/a
		10°	n/a	n/a	n/a	n/a	n/a
		20°	n/a	n/a	n/a	n/a	n/a
		30°	n/a	n/a	n/a	n/a	n/a
		34°	n/a	n/a	n/a	n/a	n/a
	Notebook	35°	24.3	24.18	24.16	23.57	24.16
		40°	24.26	24.15	24.07	23.54	24.08
		50°	24.22	24.13	24.15	23.64	24.18
		60°	24.22	24.11	24.11	23.62	24.09
		70°	24.3	24.15	24.14	23.52	24.21
		80°	24.26	24.15	24.13	23.52	24.22
		90°	24.3	24.18	24.15	23.56	24.20
		100°	24.27	24.1	24.15	23.60	24.15
		110°	24.22	24.17	24.11	23.66	24.07
		120°	24.23	24.13	24.14	23.60	24.19
		129°	24.27	24.18	24.07	23.52	24.21
	Non-Notebook	130°	22.25	22.14	22.1	22.18	21.99
		140°	22.18	22.09	22.07	22.16	21.89
		150°	22.21	22.1	22.08	22.18	21.90
		160°	22.19	22.1	22.02	22.14	21.91
		170°	22.15	22.08	22.09	22.19	21.97
		180°	22.21	22.12	22.08	22.09	21.94
		190°	22.23	22.06	22.07	22.22	22.06
		200°	22.17	22.05	22.07	22.20	21.92
		210°	22.16	22.07	22	22.20	21.91
		220°	22.19	22.09	22.04	22.18	21.88
		230°	22.23	22.09	22.05	22.19	22.07
		240°	22.17	22.07	22.03	22.17	21.89
		250°	22.17	22.07	22.06	22.21	21.90
		260°	22.14	22.07	22.02	22.11	21.94
		270°	22.19	22.03	22.03	22.16	21.95
		280°	22.2	22.04	22.01	22.19	21.90
		290°	22.22	22.1	22.03	22.18	22.06
		300°	22.18	22.06	22.05	22.04	21.98
		310°	22.14	22.09	22.09	22.06	21.91
	320°	22.17	22.03	22.07	22.12	21.91	
330°	22.17	22.06	22.08	22.20	22.02		
340°	22.19	22.07	22.02	22.17	21.94		
350°	22.15	22.03	22.07	22.14	21.88		
360°	22.23	22.03	22.09	22.17	21.94		

Unless otherwise stated the results shown in this test report refer only to the sample(s) tested and such sample(s) are retained for 90 days only.

除非另有說明，此報告結果僅對測試之樣品負責，同時此樣品僅保留90天。本報告未經本公司書面許可，不可部份複製。

This document is issued by the Company subject to its General Conditions of Service printed overleaf, available on request or accessible at www.sgs.com/terms_and_conditions.htm and for electronic format documents, subject to Terms and Conditions for Electronic Documents at www.sgs.com/terms_e-document.htm. Attention is drawn to the limitation of liability, indemnification and jurisdiction issues defined therein. Any holder of this document is advised that information contained hereon reflects the Company's findings at the time of its intervention only and within the limits of Client's instructions, if any. The Company's sole responsibility is to its Client and this document does not exonerate parties to a transaction from exercising all their rights and obligations under the transaction documents. This document cannot be reproduced except in full, without prior written approval of the Company. Any unauthorized alteration, forgery or falsification of the content or appearance of this document is unlawful and offenders may be prosecuted to the fullest extent of the law.

Antenna	Operation mode	Lid angle	WCDMA	HSDPA	HSPA	HSPA+	DC-HSDPA
WWAN TX (WCDMA Band V)	Stand	201°	24.31	24.2	24.18	23.52	24.09
		210°	24.29	24.12	24.08	23.58	24.17
		220°	24.22	24.14	24.07	23.65	24.23
		230°	24.24	24.1	24.12	23.55	24.15
		240°	24.21	24.12	24.16	23.59	24.15
		250°	24.25	24.13	24.13	23.61	24.07
		260°	24.29	24.12	24.1	23.51	24.25
		270°	24.27	24.1	24.16	23.69	24.14
		280°	24.26	24.14	24.13	23.51	24.24
		290°	24.23	24.14	24.09	23.64	24.13
		300°	24.22	24.18	24.13	23.66	24.19
		310°	24.3	24.12	24.13	23.59	24.07
		320°	24.26	24.18	24.11	23.64	24.11
		330°	24.22	24.11	24.09	23.67	24.13
		340°	24.23	24.1	24.12	23.61	24.20
345°	24.26	24.09	24.14	23.69	24.22		

Antenna	Operation mode	Lid angle	20MHz		15MHz		10MHz		5MHz		3MHz		1.4MHz	
			QPSK	16QAM	QPSK	16QAM	QPSK	16QAM	QPSK	16QAM	QPSK	16QAM	QPSK	16QAM
WWAN TX (LTE B2)	Lid close	0°	n/a	n/a	n/a	n/a	n/a	n/a	n/a	n/a	n/a	n/a	n/a	n/a
		10°	n/a	n/a	n/a	n/a	n/a	n/a	n/a	n/a	n/a	n/a	n/a	n/a
		20°	n/a	n/a	n/a	n/a	n/a	n/a	n/a	n/a	n/a	n/a	n/a	n/a
		30°	n/a	n/a	n/a	n/a	n/a	n/a	n/a	n/a	n/a	n/a	n/a	n/a
		34°	n/a	n/a	n/a	n/a	n/a	n/a	n/a	n/a	n/a	n/a	n/a	n/a
	Notebook	35°	22.74	22.12	23.19	22.58	23.04	22.30	23.04	22.28	23.03	22.14	23.07	22.26
		40°	22.91	22.07	23.16	22.57	23.13	22.37	23.13	22.28	23.12	22.07	23.03	22.25
		50°	22.83	22.12	23.03	22.57	23.11	22.38	23.05	22.37	23.04	22.22	22.90	22.18
		60°	22.75	22.05	23.04	22.56	23.04	22.38	22.99	22.20	23.04	22.21	23.03	22.29
		70°	22.84	22.13	23.09	22.53	23.18	22.36	23.13	22.37	22.97	22.21	23.00	22.29
		80°	22.82	22.20	23.05	22.65	23.18	22.36	23.04	22.36	23.15	22.24	23.00	22.14
		90°	22.90	22.22	23.17	22.53	23.05	22.29	23.07	22.22	23.10	22.23	22.93	22.21
		100°	22.85	22.20	23.16	22.68	23.20	22.30	23.18	22.31	22.96	22.14	23.06	22.13
		110°	22.85	22.13	23.07	22.64	23.21	22.27	23.04	22.37	23.05	22.08	23.06	22.21
		120°	22.89	22.22	23.10	22.59	23.03	22.36	23.18	22.22	23.08	22.07	22.90	22.18
		129°	22.79	22.10	23.06	22.64	23.08	22.28	23.18	22.23	23.13	22.23	23.03	22.18
		130°	17.21	17.19	17.26	17.20	17.22	16.93	17.17	17.06	17.08	17.02	17.26	16.98
		140°	17.14	17.16	17.13	17.04	17.21	17.08	17.15	17.02	17.10	16.97	17.20	17.08
		150°	17.19	17.07	17.25	17.11	17.25	16.99	17.18	17.09	17.16	16.94	17.29	16.98
		160°	17.21	17.10	17.18	17.17	17.13	17.03	17.11	16.96	17.09	17.04	17.19	16.94
		170°	17.28	17.23	17.12	17.06	17.16	17.05	17.11	16.96	17.05	17.02	17.18	17.09
		180°	17.15	17.18	17.27	17.19	17.23	16.94	17.13	17.05	17.14	16.93	17.28	17.05
	190°	17.15	17.12	17.12	17.19	17.16	16.98	17.04	16.97	17.04	17.02	17.37	17.03	
	200°	17.13	17.11	17.25	17.16	17.23	17.03	17.16	17.08	17.09	17.11	17.29	16.94	
	210°	17.32	17.24	17.21	17.07	17.26	17.06	17.15	17.05	17.12	17.11	17.22	17.05	
	220°	17.22	17.20	17.22	17.06	17.19	16.94	17.14	17.10	17.02	16.97	17.36	16.98	
	230°	17.20	17.11	17.21	17.19	17.24	16.99	17.05	17.08	17.12	16.98	17.35	17.04	
	240°	17.24	17.21	17.17	17.05	17.29	17.03	17.00	16.95	17.16	17.07	17.22	17.04	
	250°	17.24	17.10	17.15	17.14	17.17	16.97	17.01	17.04	17.07	16.97	17.33	17.07	
	260°	17.19	17.06	17.16	17.19	17.15	17.03	17.11	17.09	16.99	16.93	17.20	17.09	
	270°	17.14	17.08	17.16	17.16	17.13	17.02	17.10	17.09	17.12	17.11	17.19	16.98	
	280°	17.20	17.11	17.09	17.08	17.18	17.11	17.16	16.92	17.15	17.03	17.29	17.02	
	290°	17.20	17.08	17.11	17.08	17.14	17.02	17.11	16.96	17.01	17.00	17.22	16.99	
	300°	17.21	17.20	17.24	17.13	17.19	17.00	17.10	16.92	16.99	17.04	17.21	17.09	
	310°	17.29	17.06	17.20	17.04	17.20	17.11	17.10	17.08	17.03	16.92	17.36	17.10	
	320°	17.22	17.05	17.26	17.10	17.20	17.07	17.03	17.10	17.03	16.93	17.36	16.93	
	330°	17.18	17.22	17.20	17.09	17.25	17.07	17.09	17.04	17.04	17.02	17.35	17.03	
	340°	17.20	17.10	17.27	17.08	17.17	16.92	17.18	17.02	17.07	17.05	17.21	17.01	
	350°	17.27	17.18	17.20	17.21	17.25	17.11	17.18	17.03	17.11	16.97	17.35	17.02	
	360°	17.16	17.19	17.12	17.09	17.24	16.99	17.13	16.92	17.09	17.02	17.23	16.94	

Unless otherwise stated the results shown in this test report refer only to the sample(s) tested and such sample(s) are retained for 90 days only.

除非另有說明，此報告結果僅對測試之樣品負責，同時此樣品僅保留90天。本報告未經本公司書面許可，不可部份複製。

This document is issued by the Company subject to its General Conditions of Service printed overleaf, available on request or accessible at www.sgs.com/terms_and_conditions.htm and for electronic format documents, subject to Terms and Conditions for Electronic Documents at www.sgs.com/terms_e-document.htm. Attention is drawn to the limitation of liability, indemnification and jurisdiction issues defined therein. Any holder of this document is advised that information contained hereon reflects the Company's findings at the time of its intervention only and within the limits of Client's instructions, if any. The Company's sole responsibility is to its Client and this document does not exonerate parties to a transaction from exercising all their rights and obligations under the transaction documents. This document cannot be reproduced except in full, without prior written approval of the Company. Any unauthorized alteration, forgery or falsification of the content or appearance of this document is unlawful and offenders may be prosecuted to the fullest extent of the law.

Operation mode	Lid angle	20MHz		15MHz		10MHz		5MHz		3MHz		1.4MHz	
		QPSK	16QAM	QPSK	16QAM	QPSK	16QAM	QPSK	16QAM	QPSK	16QAM	QPSK	16QAM
Stand	201°	22.62	22.00	23.07	22.46	22.92	22.18	22.92	22.16	22.91	22.02	22.95	22.14
	210°	22.79	21.95	23.04	22.45	23.01	22.25	23.01	22.16	23.00	21.95	22.91	22.13
	220°	22.71	22.00	22.91	22.45	22.99	22.26	22.93	22.25	22.92	22.10	22.78	22.06
	230°	22.63	21.93	22.92	22.44	22.92	22.26	22.87	22.08	22.92	22.09	22.91	22.17
	240°	22.72	22.01	22.97	22.41	23.06	22.24	23.01	22.25	22.85	22.09	22.88	22.17
	250°	22.70	22.08	22.93	22.53	23.06	22.24	22.92	22.24	23.03	22.12	22.88	22.02
	260°	22.78	22.10	23.05	22.41	22.93	22.17	22.95	22.10	22.98	22.11	22.81	22.09
	270°	22.73	22.08	23.04	22.56	23.08	22.18	23.06	22.19	22.84	22.02	22.94	22.01
	280°	22.73	22.01	22.95	22.52	23.09	22.15	22.92	22.25	22.93	22.12	22.94	22.09
	290°	22.77	22.10	22.98	22.47	22.91	22.24	23.06	22.10	22.96	22.15	22.78	22.06
	300°	22.67	21.98	22.94	22.52	22.96	22.16	23.06	22.11	23.01	22.11	22.91	22.06
	310°	22.68	22.06	23.13	22.52	22.98	22.24	22.98	22.22	22.97	22.08	23.01	22.20
	320°	22.85	22.01	23.10	22.51	23.07	22.31	23.07	22.22	23.06	22.01	22.97	22.19
	330°	22.77	22.06	22.97	22.51	23.05	22.32	22.99	22.31	22.98	22.16	22.84	22.12
	340°	22.69	21.99	22.98	22.50	22.98	22.32	22.93	22.14	22.98	22.15	22.97	22.23
	345°	22.78	22.07	23.03	22.47	23.12	22.30	23.07	22.31	22.91	22.15	22.94	22.23

Antenna	Operation mode	Lid angle	20MHz		15MHz		10MHz		5MHz		3MHz		1.4MHz		
			QPSK	16QAM	QPSK	16QAM	QPSK	16QAM	QPSK	16QAM	QPSK	16QAM	QPSK	16QAM	
WWAN TX (LTE B4)	Lid close	0°	n/a	n/a	n/a	n/a	n/a	n/a	n/a	n/a	n/a	n/a	n/a	n/a	
		10°	n/a	n/a	n/a	n/a	n/a	n/a	n/a	n/a	n/a	n/a	n/a	n/a	
		20°	n/a	n/a	n/a	n/a	n/a	n/a	n/a	n/a	n/a	n/a	n/a	n/a	
		30°	n/a	n/a	n/a	n/a	n/a	n/a	n/a	n/a	n/a	n/a	n/a	n/a	
		34°	n/a	n/a	n/a	n/a	n/a	n/a	n/a	n/a	n/a	n/a	n/a	n/a	
		35°	22.86	22.24	23.13	21.72	22.99	22.27	22.95	22.28	22.81	22.08	22.84	21.94	
	Notebook	40°	22.87	22.14	23.23	21.66	22.87	22.13	23.00	22.27	22.92	22.18	22.80	21.83	
		50°	22.87	22.12	23.17	21.77	23.02	22.20	22.87	22.22	22.88	22.24	22.86	21.81	
		60°	22.88	22.19	23.17	21.74	22.96	22.25	22.81	22.32	22.88	22.09	22.85	21.93	
		70°	22.93	22.11	23.16	21.67	23.01	22.29	22.86	22.25	22.75	22.23	22.84	21.81	
		80°	22.88	22.18	23.20	21.66	22.91	22.23	22.98	22.26	22.83	22.11	22.71	21.91	
		90°	22.93	22.19	23.10	21.66	23.03	22.30	22.90	22.39	22.84	22.07	22.77	21.88	
		100°	22.80	22.27	23.19	21.65	22.93	22.22	22.87	22.41	22.79	22.18	22.80	21.97	
		110°	22.85	22.09	23.22	21.80	22.94	22.30	23.00	22.38	22.83	22.07	22.87	21.92	
		120°	22.82	22.09	23.19	21.78	23.00	22.27	22.98	22.26	22.78	22.14	22.74	21.84	
		129°	22.82	22.25	23.11	21.71	22.86	22.29	22.90	22.36	22.82	22.15	22.80	21.89	
		Non-Notebook	130°	18.10	17.57	18.23	18.10	18.03	17.93	18.03	17.86	18.18	18.02	18.07	17.81
			140°	18.22	17.70	18.11	17.99	18.04	17.91	17.98	17.89	18.10	18.07	17.95	17.86
			150°	18.12	17.61	18.22	18.07	18.09	18.05	18.12	17.93	18.26	18.05	18.10	17.88
			160°	18.08	17.71	18.14	18.08	18.04	17.96	18.05	17.84	18.12	17.94	18.10	17.80
			170°	18.12	17.66	18.10	18.01	18.17	18.03	18.01	17.99	18.09	18.09	18.00	17.79
			180°	18.18	17.67	18.14	18.08	18.00	18.00	18.02	17.87	18.19	18.05	17.96	17.78
			190°	18.17	17.67	18.27	18.12	18.15	17.97	18.00	17.89	18.12	18.07	18.10	17.74
			200°	18.23	17.57	18.28	18.06	18.07	17.98	18.09	17.90	18.15	17.93	18.07	17.84
	210°		18.18	17.65	18.21	18.06	17.99	17.90	17.97	17.97	18.22	18.10	17.99	17.70	
	220°		18.11	17.52	18.10	18.18	18.02	17.91	18.04	17.95	18.15	17.93	18.04	17.75	
	230°		18.09	17.67	18.23	18.03	17.98	17.91	18.07	17.87	18.25	18.06	18.06	17.83	
	240°		18.13	17.54	18.28	18.07	18.12	17.96	18.03	17.85	18.17	18.07	18.09	17.77	
	250°		18.08	17.71	18.15	18.11	18.01	17.89	18.09	17.88	18.18	17.98	18.04	17.72	
	260°		18.21	17.60	18.27	17.99	18.04	18.05	18.00	18.00	18.27	18.08	18.01	17.84	
	270°		18.10	17.67	18.18	18.08	18.17	18.04	18.00	17.99	18.14	18.08	17.94	17.87	
	280°		18.22	17.68	18.11	18.10	18.17	17.90	18.10	17.97	18.22	18.00	17.99	17.87	
	290°		18.08	17.65	18.09	18.17	18.15	17.97	18.07	17.90	18.09	18.03	17.94	17.74	
	300°		18.10	17.68	18.09	18.08	18.06	18.01	17.96	17.95	18.20	17.98	18.10	17.79	
	310°	18.24	17.54	18.10	18.09	18.05	17.98	18.01	17.94	18.26	17.93	18.04	17.86		
	320°	18.10	17.68	18.24	18.08	17.98	18.02	17.97	18.01	18.21	17.94	18.06	17.89		
330°	18.20	17.64	18.27	18.18	17.99	17.96	17.98	17.85	18.25	18.10	18.08	17.82			
340°	18.19	17.58	18.24	18.00	18.13	18.02	18.06	17.88	18.27	18.10	18.10	17.85			
350°	18.21	17.61	18.11	18.00	17.98	18.02	18.04	17.91	18.10	18.11	18.10	17.78			
360°	18.17	17.62	18.11	18.13	18.02	17.89	18.04	17.84	18.20	18.09	17.91	17.77			

Unless otherwise stated the results shown in this test report refer only to the sample(s) tested and such sample(s) are retained for 90 days only.

除非另有說明，此報告結果僅對測試之樣品負責，同時此樣品僅保留90天。本報告未經本公司書面許可，不可部份複製。

This document is issued by the Company subject to its General Conditions of Service printed overleaf, available on request or accessible at www.sgs.com/terms_and_conditions.htm and for electronic format documents, subject to Terms and Conditions for Electronic Documents at www.sgs.com/terms_e-document.htm. Attention is drawn to the limitation of liability, indemnification and jurisdiction issues defined therein. Any holder of this document is advised that information contained hereon reflects the Company's findings at the time of its intervention only and within the limits of Client's instructions, if any. The Company's sole responsibility is to its Client and this document does not exonerate parties to a transaction from exercising all their rights and obligations under the transaction documents. This document cannot be reproduced except in full, without prior written approval of the Company. Any unauthorized alteration, forgery or falsification of the content or appearance of this document is unlawful and offenders may be prosecuted to the fullest extent of the law.

Antenna	Operation mode	Lid angle	20MHz		15MHz		10MHz		5MHz		3MHz		1.4MHz	
			QPSK	16QAM	QPSK	16QAM	QPSK	16QAM	QPSK	16QAM	QPSK	16QAM	QPSK	16QAM
WWAN TX (LTE B4)	Stand	201°	22.74	22.19	23.10	21.54	22.89	22.24	22.78	22.09	22.72	22.07	22.84	21.75
		210°	22.78	22.14	23.00	21.56	22.80	22.24	22.77	22.23	22.79	22.07	22.83	21.91
		220°	22.69	22.20	23.09	21.60	22.95	22.12	22.83	22.19	22.71	21.98	22.79	21.85
		230°	22.79	22.10	23.00	21.57	22.82	22.20	22.93	22.11	22.70	21.90	22.68	21.90
		240°	22.83	22.06	23.03	21.57	22.87	22.13	22.93	22.24	22.63	21.90	22.68	21.84
		250°	22.82	22.23	23.07	21.59	22.94	22.18	22.78	22.16	22.68	21.92	22.67	21.76
		260°	22.76	22.09	22.98	21.69	22.89	22.11	22.88	22.16	22.70	22.03	22.83	21.83
		270°	22.81	22.24	23.13	21.65	22.92	22.19	22.85	22.14	22.81	21.98	22.66	21.80
		280°	22.67	22.19	22.98	21.61	22.96	22.15	22.80	22.09	22.63	21.96	22.72	21.78
		290°	22.84	22.12	22.97	21.67	22.97	22.13	22.90	22.12	22.79	22.02	22.66	21.90
		300°	22.72	22.18	22.95	21.59	22.86	22.15	22.93	22.23	22.68	22.02	22.69	21.91
		310°	22.80	22.21	23.11	21.54	22.97	22.14	22.85	22.13	22.64	21.96	22.71	21.86
		320°	22.73	22.05	22.94	21.62	22.85	22.21	22.76	22.13	22.71	22.06	22.70	21.78
		330°	22.84	22.09	22.94	21.71	22.80	22.18	22.92	22.16	22.76	21.89	22.77	21.75
		340°	22.72	22.24	23.02	21.59	22.86	22.11	22.94	22.24	22.77	22.08	22.74	21.90
		345°	22.80	22.16	23.12	21.67	22.91	22.11	22.93	22.24	22.76	22.03	22.84	21.75

Antenna	Operation mode	Lid angle	10MHz		5MHz		3MHz		1.4MHz	
			QPSK	16QAM	QPSK	16QAM	QPSK	16QAM	QPSK	16QAM
WWAN TX (LTE B5)	Lid close	0°	n/a	n/a	n/a	n/a	n/a	n/a	n/a	n/a
		10°	n/a	n/a	n/a	n/a	n/a	n/a	n/a	n/a
		20°	n/a	n/a	n/a	n/a	n/a	n/a	n/a	n/a
		30°	n/a	n/a	n/a	n/a	n/a	n/a	n/a	n/a
		34°	n/a	n/a	n/a	n/a	n/a	n/a	n/a	n/a
	Notebook	35°	23.43	22.56	23.55	22.40	23.48	22.67	23.58	22.76
		40°	23.54	22.55	23.59	22.29	23.51	22.71	23.59	22.84
		50°	23.48	22.68	23.50	22.35	23.47	22.73	23.46	22.84
		60°	23.49	22.64	23.43	22.40	23.48	22.62	23.46	22.77
		70°	23.42	22.68	23.54	22.35	23.53	22.63	23.61	22.81
		80°	23.44	22.67	23.56	22.29	23.42	22.75	23.54	22.79
		90°	23.43	22.61	23.46	22.44	23.49	22.75	23.51	22.74
		100°	23.60	22.63	23.57	22.29	23.45	22.62	23.56	22.77
		110°	23.55	22.56	23.44	22.39	23.51	22.62	23.51	22.72
		120°	23.53	22.53	23.55	22.38	23.48	22.69	23.60	22.74
		129°	23.41	22.57	23.44	22.39	23.44	22.66	23.51	22.79
	Non-Notebook	130°	22.20	22.06	22.05	21.89	22.31	22.30	21.98	21.86
		140°	22.16	22.05	22.08	21.80	22.19	22.28	22.15	21.86
		150°	22.21	22.06	22.13	21.86	22.33	22.36	22.05	21.84
		160°	22.26	22.07	22.23	21.86	22.33	22.27	21.97	21.86
		170°	22.22	22.10	22.14	21.74	22.29	22.23	22.12	21.96
		180°	22.23	22.18	22.16	21.86	22.23	22.19	22.09	21.87
		190°	22.15	22.06	22.23	21.80	22.29	22.17	21.97	21.83
		200°	22.26	22.12	22.22	21.79	22.32	22.34	21.96	21.97
		210°	22.21	22.02	22.10	21.90	22.33	22.33	22.08	21.93
		220°	22.23	22.13	22.13	21.75	22.36	22.19	21.99	21.99
		230°	22.31	22.05	22.22	21.73	22.21	22.24	22.06	21.96
		240°	22.31	22.14	22.13	21.91	22.21	22.18	22.12	21.88
		250°	22.22	22.05	22.12	21.90	22.18	22.17	22.05	21.92
		260°	22.34	22.06	22.13	21.87	22.22	22.35	22.04	21.95
		270°	22.25	22.07	22.06	21.74	22.27	22.30	22.07	22.02
		280°	22.24	22.16	22.06	21.77	22.32	22.20	22.00	21.99
		290°	22.24	22.04	22.14	21.85	22.26	22.20	21.99	21.94
		300°	22.21	22.02	22.12	21.81	22.24	22.27	22.06	21.89
		310°	22.31	22.06	22.04	21.77	22.37	22.26	22.03	21.86
	320°	22.30	22.16	22.15	21.90	22.26	22.36	21.99	21.91	
330°	22.16	22.09	22.17	21.84	22.35	22.21	22.10	21.96		
340°	22.17	22.00	22.17	21.92	22.35	22.32	21.97	22.02		
350°	22.23	22.16	22.07	21.86	22.26	22.28	21.97	21.96		
360°	22.32	22.15	22.12	21.90	22.18	22.24	22.05	21.90		

Unless otherwise stated the results shown in this test report refer only to the sample(s) tested and such sample(s) are retained for 90 days only.

除非另有說明，此報告結果僅對測試之樣品負責，同時此樣品僅保留90天。本報告未經本公司書面許可，不可部份複製。

This document is issued by the Company subject to its General Conditions of Service printed overleaf, available on request or accessible at www.sgs.com/terms_and_conditions.htm and for electronic format documents, subject to Terms and Conditions for Electronic Documents at www.sgs.com/terms_e-document.htm. Attention is drawn to the limitation of liability, indemnification and jurisdiction issues defined therein. Any holder of this document is advised that information contained hereon reflects the Company's findings at the time of its intervention only and within the limits of Client's instructions, if any. The Company's sole responsibility is to its Client and this document does not exonerate parties to a transaction from exercising all their rights and obligations under the transaction documents. This document cannot be reproduced except in full, without prior written approval of the Company. Any unauthorized alteration, forgery or falsification of the content or appearance of this document is unlawful and offenders may be prosecuted to the fullest extent of the law.

Antenna	Operation mode	Lid angle	10MHz		5MHz		3MHz		1.4MHz	
			QPSK	16QAM	QPSK	16QAM	QPSK	16QAM	QPSK	16QAM
WWAN TX (LTE B5)	Stand	201°	23.43	22.39	23.39	22.40	23.43	22.57	23.51	22.65
		210°	23.43	22.50	23.36	22.29	23.31	22.64	23.53	22.63
		220°	23.24	22.43	23.44	22.40	23.44	22.49	23.49	22.72
		230°	23.39	22.39	23.42	22.27	23.39	22.49	23.58	22.62
		240°	23.26	22.42	23.51	22.34	23.45	22.60	23.42	22.75
		250°	23.24	22.46	23.37	22.24	23.33	22.48	23.45	22.71
		260°	23.33	22.53	23.54	22.38	23.30	22.56	23.39	22.63
		270°	23.36	22.52	23.37	22.23	23.47	22.60	23.48	22.57
		280°	23.42	22.43	23.38	22.30	23.33	22.54	23.48	22.74
		290°	23.37	22.55	23.43	22.33	23.43	22.54	23.41	22.59
		300°	23.27	22.41	23.41	22.29	23.47	22.62	23.52	22.68
		310°	23.36	22.45	23.38	22.28	23.38	22.63	23.47	22.73
		320°	23.36	22.45	23.36	22.29	23.45	22.54	23.45	22.57
		330°	23.39	22.46	23.46	22.38	23.36	22.51	23.52	22.70
		340°	23.38	22.55	23.49	22.25	23.38	22.49	23.57	22.75
		345°	23.25	22.42	23.51	22.38	23.30	22.48	23.55	22.65

Unless otherwise stated the results shown in this test report refer only to the sample(s) tested and such sample(s) are retained for 90 days only.

除非另有說明，此報告結果僅對測試之樣品負責，同時此樣品僅保留90天。本報告未經本公司書面許可，不可部份複製。

This document is issued by the Company subject to its General Conditions of Service printed overleaf, available on request or accessible at www.sgs.com/terms_and_conditions.htm and for electronic format documents, subject to Terms and Conditions for Electronic Documents at www.sgs.com/terms_e-document.htm. Attention is drawn to the limitation of liability, indemnification and jurisdiction issues defined therein. Any holder of this document is advised that information contained hereon reflects the Company's findings at the time of its intervention only and within the limits of Client's instructions, if any. The Company's sole responsibility is to its Client and this document does not exonerate parties to a transaction from exercising all their rights and obligations under the transaction documents. This document cannot be reproduced except in full, without prior written approval of the Company. Any unauthorized alteration, forgery or falsification of the content or appearance of this document is unlawful and offenders may be prosecuted to the fullest extent of the law.

Antenna	Operation mode	Lid angle	20MHz		15MHz		10MHz		5MHz			
			QPSK	16QAM	QPSK	16QAM	QPSK	16QAM	QPSK	16QAM		
WWAN TX (LTE B7)	Lid close	0°	n/a	n/a	n/a	n/a	n/a	n/a	n/a	n/a	n/a	
		10°	n/a	n/a	n/a	n/a	n/a	n/a	n/a	n/a	n/a	
		20°	n/a	n/a	n/a	n/a	n/a	n/a	n/a	n/a	n/a	
		30°	n/a	n/a	n/a	n/a	n/a	n/a	n/a	n/a	n/a	
		34°	n/a	n/a	n/a	n/a	n/a	n/a	n/a	n/a	n/a	
	Notebook	35°	22.49	21.49	22.25	21.48	22.25	21.41	22.40	21.09		
		40°	22.43	21.50	22.24	21.40	22.13	21.49	22.25	21.05		
		50°	22.50	21.46	22.08	21.56	22.28	21.33	22.30	21.05		
		60°	22.50	21.51	22.17	21.39	22.25	21.46	22.37	20.99		
		70°	22.34	21.52	22.24	21.41	22.20	21.39	22.31	21.06		
		80°	22.52	21.50	22.09	21.46	22.17	21.47	22.24	21.04		
		90°	22.38	21.61	22.19	21.46	22.29	21.48	22.26	20.98		
		100°	22.42	21.49	22.19	21.48	22.31	21.40	22.27	20.99		
		110°	22.51	21.60	22.07	21.38	22.28	21.43	22.32	21.10		
		120°	22.44	21.45	22.09	21.51	22.18	21.41	22.39	21.01		
		129°	22.41	21.45	22.22	21.39	22.30	21.39	22.31	21.11		
		Non-Notebook	130°	16.88	16.80	16.82	16.70	16.66	16.48	16.73	16.63	
			140°	16.89	16.79	16.88	16.74	16.66	16.62	16.73	16.67	
	150°		16.82	16.76	16.83	16.77	16.82	16.48	16.76	16.59		
	160°		16.89	16.75	16.73	16.61	16.79	16.50	16.82	16.66		
	170°		16.96	16.77	16.87	16.69	16.81	16.56	16.71	16.62		
	180°		16.81	16.82	16.72	16.77	16.69	16.54	16.77	16.57		
	190°		16.82	16.77	16.78	16.69	16.84	16.55	16.85	16.71		
	200°		16.95	16.84	16.88	16.71	16.78	16.62	16.85	16.70		
	210°		17.00	16.84	16.91	16.79	16.84	16.57	16.73	16.57		
	220°		16.85	16.80	16.75	16.68	16.82	16.52	16.87	16.66		
	230°		16.88	16.76	16.87	16.79	16.81	16.48	16.88	16.63		
	240°		16.88	16.88	16.84	16.66	16.71	16.65	16.75	16.74		
	250°		16.88	16.90	16.76	16.74	16.66	16.51	16.89	16.65		
	260°		16.95	16.89	16.88	16.79	16.82	16.63	16.84	16.73		
	270°		16.92	16.88	16.73	16.66	16.66	16.60	16.85	16.73		
	280°		16.84	16.74	16.83	16.73	16.66	16.53	16.71	16.57		
	290°		16.97	16.73	16.83	16.71	16.82	16.62	16.70	16.62		
	300°		17.00	16.72	16.83	16.68	16.79	16.58	16.81	16.74		
	310°	16.88	16.80	16.84	16.65	16.79	16.50	16.87	16.58			
	320°	16.95	16.75	16.72	16.72	16.72	16.50	16.71	16.64			
330°	16.81	16.88	16.74	16.65	16.71	16.55	16.70	16.63				
340°	16.89	16.85	16.89	16.63	16.68	16.62	16.70	16.70				
350°	16.94	16.90	16.75	16.67	16.81	16.56	16.80	16.73				
360°	16.91	16.83	16.81	16.79	16.68	16.48	16.85	16.63				

Unless otherwise stated the results shown in this test report refer only to the sample(s) tested and such sample(s) are retained for 90 days only.

除非另有說明，此報告結果僅對測試之樣品負責，同時此樣品僅保留90天。本報告未經本公司書面許可，不可部份複製。

This document is issued by the Company subject to its General Conditions of Service printed overleaf, available on request or accessible at www.sgs.com/terms_and_conditions.htm and for electronic format documents, subject to Terms and Conditions for Electronic Documents at www.sgs.com/terms_e-document.htm. Attention is drawn to the limitation of liability, indemnification and jurisdiction issues defined therein. Any holder of this document is advised that information contained hereon reflects the Company's findings at the time of its intervention only and within the limits of Client's instructions, if any. The Company's sole responsibility is to its Client and this document does not exonerate parties to a transaction from exercising all their rights and obligations under the transaction documents. This document cannot be reproduced except in full, without prior written approval of the Company. Any unauthorized alteration, forgery or falsification of the content or appearance of this document is unlawful and offenders may be prosecuted to the fullest extent of the law.

Antenna	Operation mode	Lid angle	20MHz		15MHz		10MHz		5MHz	
			QPSK	16QAM	QPSK	16QAM	QPSK	16QAM	QPSK	16QAM
WWAN TX (LTE B7)	Stand	201°	22.49	21.49	22.25	21.48	22.25	21.41	22.40	21.09
		210°	22.47	21.44	22.20	21.44	22.19	21.38	22.24	20.93
		220°	22.40	21.47	22.07	21.30	22.21	21.35	22.40	20.93
		230°	22.33	21.33	22.14	21.32	22.06	21.40	22.22	20.99
		240°	22.33	21.34	22.10	21.41	22.22	21.36	22.26	20.92
		250°	22.42	21.37	22.12	21.37	22.20	21.34	22.27	21.06
		260°	22.31	21.46	22.17	21.32	22.15	21.31	22.32	21.07
		270°	22.46	21.43	22.08	21.35	22.11	21.41	22.37	21.09
		280°	22.49	21.48	22.20	21.37	22.22	21.38	22.33	21.02
		290°	22.47	21.37	22.22	21.36	22.06	21.29	22.36	21.02
		300°	22.39	21.45	22.12	21.37	22.16	21.31	22.31	21.02
		310°	22.32	21.30	22.14	21.32	22.16	21.38	22.35	20.98
		320°	22.43	21.33	22.19	21.48	22.18	21.39	22.24	20.98
		330°	22.48	21.49	22.19	21.32	22.25	21.32	22.22	20.90
		340°	22.49	21.49	22.23	21.43	22.09	21.23	22.26	20.95
		345°	22.49	21.38	22.17	21.35	22.18	21.26	22.36	20.90

Unless otherwise stated the results shown in this test report refer only to the sample(s) tested and such sample(s) are retained for 90 days only.

除非另有說明，此報告結果僅對測試之樣品負責，同時此樣品僅保留90天。本報告未經本公司書面許可，不可部份複製。

This document is issued by the Company subject to its General Conditions of Service printed overleaf, available on request or accessible at www.sgs.com/terms_and_conditions.htm and for electronic format documents, subject to Terms and Conditions for Electronic Documents at www.sgs.com/terms_e-document.htm. Attention is drawn to the limitation of liability, indemnification and jurisdiction issues defined therein. Any holder of this document is advised that information contained hereon reflects the Company's findings at the time of its intervention only and within the limits of Client's instructions, if any. The Company's sole responsibility is to its Client and this document does not exonerate parties to a transaction from exercising all their rights and obligations under the transaction documents. This document cannot be reproduced except in full, without prior written approval of the Company. Any unauthorized alteration, forgery or falsification of the content or appearance of this document is unlawful and offenders may be prosecuted to the fullest extent of the law.

Antenna	Operation mode	Lid angle	10MHz		5MHz		3MHz		1.4MHz		
			QPSK	16QAM	QPSK	16QAM	QPSK	16QAM	QPSK	16QAM	
WWAN TX (LTE B12)	Lid close	0°	n/a	n/a	n/a	n/a	n/a	n/a	n/a	n/a	
		10°	n/a	n/a	n/a	n/a	n/a	n/a	n/a	n/a	
		20°	n/a	n/a	n/a	n/a	n/a	n/a	n/a	n/a	
		30°	n/a	n/a	n/a	n/a	n/a	n/a	n/a	n/a	
		34°	n/a	n/a	n/a	n/a	n/a	n/a	n/a	n/a	
	Notebook	35°	22.44	21.75	22.65	21.55	22.25	21.74	22.29	21.71	
		40°	22.52	21.81	22.60	21.51	22.34	21.78	22.43	21.79	
		50°	22.54	21.81	22.62	21.64	22.31	21.69	22.38	21.72	
		60°	22.44	21.74	22.53	21.68	22.36	21.71	22.34	21.79	
		70°	22.42	21.70	22.52	21.59	22.38	21.66	22.37	21.73	
		80°	22.51	21.79	22.67	21.51	22.23	21.78	22.44	21.76	
		90°	22.58	21.75	22.52	21.52	22.40	21.62	22.46	21.68	
		100°	22.45	21.76	22.55	21.54	22.35	21.69	22.41	21.66	
		110°	22.51	21.74	22.66	21.59	22.33	21.77	22.48	21.82	
		120°	22.40	21.70	22.49	21.63	22.26	21.73	22.43	21.82	
		129°	22.44	21.69	22.48	21.56	22.36	21.75	22.43	21.66	
		Non-Notebook	130°	20.73	20.28	20.38	20.12	20.63	20.34	20.29	20.29
			140°	20.71	20.42	20.39	20.15	20.62	20.34	20.35	20.31
	150°		20.76	20.40	20.43	20.24	20.66	20.39	20.38	20.20	
	160°		20.64	20.33	20.46	20.13	20.65	20.23	20.43	20.29	
	170°		20.72	20.24	20.36	20.21	20.66	20.28	20.28	20.24	
	180°		20.60	20.25	20.29	20.18	20.64	20.29	20.33	20.26	
	190°		20.71	20.25	20.39	20.11	20.58	20.35	20.41	20.18	
	200°		20.60	20.27	20.47	20.28	20.69	20.31	20.32	20.16	
	210°		20.73	20.25	20.29	20.11	20.63	20.37	20.42	20.25	
	220°		20.66	20.28	20.43	20.19	20.56	20.33	20.45	20.32	
	230°		20.62	20.27	20.31	20.22	20.55	20.35	20.45	20.16	
	240°		20.64	20.42	20.45	20.15	20.56	20.22	20.40	20.17	
	250°		20.79	20.38	20.41	20.23	20.59	20.22	20.42	20.19	
	260°		20.60	20.38	20.42	20.19	20.62	20.29	20.45	20.29	
	270°		20.75	20.31	20.29	20.10	20.64	20.38	20.33	20.17	
	280°		20.78	20.27	20.45	20.14	20.52	20.35	20.44	20.26	
	290°		20.60	20.37	20.43	20.11	20.64	20.38	20.42	20.23	
	300°		20.63	20.30	20.32	20.15	20.65	20.34	20.41	20.13	
	310°	20.78	20.43	20.29	20.22	20.51	20.33	20.46	20.25		
	320°	20.60	20.30	20.45	20.23	20.66	20.38	20.40	20.25		
330°	20.66	20.24	20.31	20.24	20.63	20.23	20.33	20.20			
340°	20.72	20.33	20.29	20.17	20.67	20.40	20.33	20.30			
350°	20.78	20.42	20.48	20.11	20.52	20.26	20.31	20.14			
360°	20.61	20.34	20.33	20.16	20.62	20.29	20.32	20.20			

Unless otherwise stated the results shown in this test report refer only to the sample(s) tested and such sample(s) are retained for 90 days only.

除非另有說明，此報告結果僅對測試之樣品負責，同時此樣品僅保留90天。本報告未經本公司書面許可，不可部份複製。

This document is issued by the Company subject to its General Conditions of Service printed overleaf, available on request or accessible at www.sgs.com/terms_and_conditions.htm and for electronic format documents, subject to Terms and Conditions for Electronic Documents at www.sgs.com/terms_e-document.htm. Attention is drawn to the limitation of liability, indemnification and jurisdiction issues defined therein. Any holder of this document is advised that information contained hereon reflects the Company's findings at the time of its intervention only and within the limits of Client's instructions, if any. The Company's sole responsibility is to its Client and this document does not exonerate parties to a transaction from exercising all their rights and obligations under the transaction documents. This document cannot be reproduced except in full, without prior written approval of the Company. Any unauthorized alteration, forgery or falsification of the content or appearance of this document is unlawful and offenders may be prosecuted to the fullest extent of the law.

Antenna	Operation mode	Lid angle	10MHz		5MHz		3MHz		1.4MHz	
			QPSK	16QAM	QPSK	16QAM	QPSK	16QAM	QPSK	16QAM
WWAN TX (LTE B12)	Stand	201°	22.30	21.68	22.53	21.40	22.15	21.68	22.15	21.64
		210°	22.43	21.71	22.59	21.39	22.08	21.64	22.20	21.56
		220°	22.28	21.72	22.57	21.37	22.13	21.69	22.18	21.62
		230°	22.27	21.58	22.46	21.37	22.18	21.65	22.23	21.62
		240°	22.42	21.62	22.55	21.47	22.16	21.58	22.14	21.62
		250°	22.40	21.70	22.65	21.43	22.21	21.61	22.13	21.70
		260°	22.36	21.73	22.53	21.45	22.15	21.60	22.29	21.55
		270°	22.34	21.61	22.54	21.53	22.22	21.63	22.15	21.53
		280°	22.30	21.72	22.48	21.51	22.10	21.74	22.15	21.67
		290°	22.42	21.75	22.47	21.49	22.19	21.61	22.18	21.53
		300°	22.31	21.70	22.59	21.40	22.24	21.72	22.10	21.70
		310°	22.43	21.61	22.50	21.44	22.19	21.59	22.18	21.68
		320°	22.26	21.70	22.64	21.53	22.18	21.59	22.14	21.70
		330°	22.35	21.64	22.51	21.47	22.20	21.68	22.24	21.69
		340°	22.44	21.60	22.46	21.51	22.17	21.64	22.25	21.53
		345°	22.32	21.70	22.54	21.52	22.17	21.59	22.21	21.68

Unless otherwise stated the results shown in this test report refer only to the sample(s) tested and such sample(s) are retained for 90 days only.

除非另有說明，此報告結果僅對測試之樣品負責，同時此樣品僅保留90天。本報告未經本公司書面許可，不可部份複製。

This document is issued by the Company subject to its General Conditions of Service printed overleaf, available on request or accessible at www.sgs.com/terms_and_conditions.htm and for electronic format documents, subject to Terms and Conditions for Electronic Documents at www.sgs.com/terms_e-document.htm. Attention is drawn to the limitation of liability, indemnification and jurisdiction issues defined therein. Any holder of this document is advised that information contained hereon reflects the Company's findings at the time of its intervention only and within the limits of Client's instructions, if any. The Company's sole responsibility is to its Client and this document does not exonerate parties to a transaction from exercising all their rights and obligations under the transaction documents. This document cannot be reproduced except in full, without prior written approval of the Company. Any unauthorized alteration, forgery or falsification of the content or appearance of this document is unlawful and offenders may be prosecuted to the fullest extent of the law.

Antenna	Operation mode	Lid angle	10MHz		5MHz	
			QPSK	16QAM	QPSK	16QAM
WWAN TX (LTE B13)	Lid close	0°	n/a	n/a	n/a	n/a
		10°	n/a	n/a	n/a	n/a
		20°	n/a	n/a	n/a	n/a
		30°	n/a	n/a	n/a	n/a
		34°	n/a	n/a	n/a	n/a
	Notebook	35°	22.78	21.60	22.58	21.65
		40°	22.82	21.60	22.74	21.64
		50°	22.76	21.71	22.62	21.67
		60°	22.83	21.61	22.58	21.56
		70°	22.81	21.61	22.71	21.67
		80°	22.75	21.58	22.66	21.63
		90°	22.74	21.75	22.59	21.58
		100°	22.68	21.63	22.72	21.54
		110°	22.66	21.67	22.64	21.65
		120°	22.79	21.58	22.72	21.65
		129°	22.83	21.77	22.63	21.69
	Non-Notebook	130°	22.21	21.41	21.94	21.94
		140°	22.23	21.45	21.96	21.91
		150°	22.21	21.40	21.98	21.90
		160°	22.13	21.47	22.06	22.05
		170°	22.29	21.47	22.03	21.97
		180°	22.31	21.41	21.99	22.04
		190°	22.20	21.43	22.04	22.05
		200°	22.20	21.53	21.97	21.88
		210°	22.29	21.56	22.01	21.92
		220°	22.17	21.40	22.02	21.95
		230°	22.17	21.48	21.98	21.99
		240°	22.28	21.50	22.00	21.89
		250°	22.24	21.43	22.06	22.05
		260°	22.24	21.47	22.11	22.04
		270°	22.22	21.44	21.98	21.88
		280°	22.31	21.42	22.07	21.97
		290°	22.14	21.57	21.94	21.89
		300°	22.27	21.56	21.93	21.98
		310°	22.22	21.41	22.00	22.02
	320°	22.21	21.47	22.00	21.93	
330°	22.19	21.49	21.96	22.01		
340°	22.14	21.41	22.11	22.03		
350°	22.15	21.45	21.92	21.86		
360°	22.16	21.56	21.94	21.99		

Unless otherwise stated the results shown in this test report refer only to the sample(s) tested and such sample(s) are retained for 90 days only.

除非另有說明，此報告結果僅對測試之樣品負責，同時此樣品僅保留90天。本報告未經本公司書面許可，不可部份複製。

This document is issued by the Company subject to its General Conditions of Service printed overleaf, available on request or accessible at www.sgs.com/terms_and_conditions.htm and for electronic format documents, subject to Terms and Conditions for Electronic Documents at www.sgs.com/terms_e-document.htm. Attention is drawn to the limitation of liability, indemnification and jurisdiction issues defined therein. Any holder of this document is advised that information contained hereon reflects the Company's findings at the time of its intervention only and within the limits of Client's instructions, if any. The Company's sole responsibility is to its Client and this document does not exonerate parties to a transaction from exercising all their rights and obligations under the transaction documents. This document cannot be reproduced except in full, without prior written approval of the Company. Any unauthorized alteration, forgery or falsification of the content or appearance of this document is unlawful and offenders may be prosecuted to the fullest extent of the law.

Antenna	Operation mode	Lid angle	10MHz		5MHz	
			QPSK	16QAM	QPSK	16QAM
WWAN TX (LTE B13)	Stand	201°	22.78	21.60	22.58	21.65
		210°	22.64	21.52	22.45	21.52
		220°	22.76	21.50	22.39	21.58
		230°	22.62	21.60	22.41	21.54
		240°	22.63	21.53	22.58	21.49
		250°	22.66	21.49	22.50	21.53
		260°	22.74	21.48	22.53	21.60
		270°	22.75	21.60	22.47	21.62
		280°	22.67	21.56	22.53	21.63
		290°	22.67	21.45	22.53	21.55
		300°	22.74	21.51	22.56	21.57
		310°	22.61	21.44	22.50	21.55
		320°	22.68	21.48	22.50	21.63
		330°	22.74	21.51	22.47	21.58
		340°	22.69	21.51	22.43	21.51
		345°	22.78	21.45	22.46	21.51

Unless otherwise stated the results shown in this test report refer only to the sample(s) tested and such sample(s) are retained for 90 days only.

除非另有說明，此報告結果僅對測試之樣品負責，同時此樣品僅保留90天。本報告未經本公司書面許可，不可部份複製。

This document is issued by the Company subject to its General Conditions of Service printed overleaf, available on request or accessible at www.sgs.com/terms_and_conditions.htm and for electronic format documents, subject to Terms and Conditions for Electronic Documents at www.sgs.com/terms_e-document.htm. Attention is drawn to the limitation of liability, indemnification and jurisdiction issues defined therein. Any holder of this document is advised that information contained hereon reflects the Company's findings at the time of its intervention only and within the limits of Client's instructions, if any. The Company's sole responsibility is to its Client and this document does not exonerate parties to a transaction from exercising all their rights and obligations under the transaction documents. This document cannot be reproduced except in full, without prior written approval of the Company. Any unauthorized alteration, forgery or falsification of the content or appearance of this document is unlawful and offenders may be prosecuted to the fullest extent of the law.

Antenna	Operation mode	Lid angle	10MHz		5MHz		
			QPSK	16QAM	QPSK	16QAM	
WWAN TX (LTE B17)	Lid close	0°	n/a	n/a	n/a	n/a	
		10°	n/a	n/a	n/a	n/a	
		20°	n/a	n/a	n/a	n/a	
		30°	n/a	n/a	n/a	n/a	
		34°	n/a	n/a	n/a	n/a	
	Notebook	35°	22.47	21.84	22.49	21.32	
		40°	22.46	21.91	22.40	21.28	
		50°	22.51	21.85	22.42	21.37	
		60°	22.49	21.94	22.49	21.24	
		70°	22.48	21.84	22.48	21.30	
		80°	22.45	21.81	22.49	21.21	
		90°	22.44	21.81	22.39	21.18	
		100°	22.58	21.87	22.40	21.37	
		110°	22.57	21.89	22.42	21.36	
		120°	22.40	21.78	22.37	21.27	
		129°	22.43	21.85	22.37	21.36	
		Non-Notebook	130°	20.84	20.65	20.69	20.58
			140°	20.79	20.65	20.77	20.76
	150°		20.75	20.60	20.82	20.61	
	160°		20.77	20.49	20.66	20.70	
	170°		20.83	20.58	20.75	20.71	
	180°		20.83	20.63	20.63	20.76	
	190°		20.70	20.62	20.81	20.65	
	200°		20.82	20.64	20.80	20.63	
	210°		20.78	20.47	20.82	20.74	
	220°		20.75	20.52	20.73	20.61	
	230°		20.83	20.48	20.66	20.71	
	240°		20.72	20.53	20.79	20.72	
	250°		20.73	20.56	20.75	20.76	
	260°		20.72	20.55	20.81	20.57	
	270°		20.72	20.55	20.64	20.64	
	280°		20.83	20.51	20.80	20.65	
	290°		20.87	20.51	20.66	20.70	
	300°		20.78	20.63	20.75	20.75	
	310°	20.83	20.57	20.79	20.59		
	320°	20.84	20.65	20.72	20.75		
330°	20.70	20.65	20.76	20.63			
340°	20.83	20.53	20.64	20.65			
350°	20.87	20.54	20.72	20.57			
360°	20.76	20.47	20.80	20.61			

Unless otherwise stated the results shown in this test report refer only to the sample(s) tested and such sample(s) are retained for 90 days only.

除非另有說明，此報告結果僅對測試之樣品負責，同時此樣品僅保留90天。本報告未經本公司書面許可，不可部份複製。

This document is issued by the Company subject to its General Conditions of Service printed overleaf, available on request or accessible at www.sgs.com/terms_and_conditions.htm and for electronic format documents, subject to Terms and Conditions for Electronic Documents at www.sgs.com/terms_e-document.htm. Attention is drawn to the limitation of liability, indemnification and jurisdiction issues defined therein. Any holder of this document is advised that information contained hereon reflects the Company's findings at the time of its intervention only and within the limits of Client's instructions, if any. The Company's sole responsibility is to its Client and this document does not exonerate parties to a transaction from exercising all their rights and obligations under the transaction documents. This document cannot be reproduced except in full, without prior written approval of the Company. Any unauthorized alteration, forgery or falsification of the content or appearance of this document is unlawful and offenders may be prosecuted to the fullest extent of the law.

Antenna	Operation mode	Lid angle	10MHz		5MHz	
			QPSK	16QAM	QPSK	16QAM
WWAN TX (LTE B17)	Stand	201°	22.46	21.81	22.31	21.18
		210°	22.40	21.79	22.43	21.27
		220°	22.35	21.68	22.36	21.31
		230°	22.40	21.74	22.32	21.25
		240°	22.35	21.66	22.48	21.23
		250°	22.31	21.70	22.35	21.18
		260°	20.74	20.58	20.81	20.76
		270°	22.44	21.72	22.38	21.25
		280°	22.36	21.74	22.36	21.30
		290°	22.36	21.82	22.46	21.26
		300°	22.36	21.65	22.36	21.24
		310°	22.44	21.73	22.43	21.13
		320°	22.46	21.68	22.30	21.22
		330°	22.32	21.77	22.33	21.26
		340°	22.41	21.84	22.42	21.29
		345°	22.32	21.74	22.38	21.25

Unless otherwise stated the results shown in this test report refer only to the sample(s) tested and such sample(s) are retained for 90 days only.

除非另有說明，此報告結果僅對測試之樣品負責，同時此樣品僅保留90天。本報告未經本公司書面許可，不可部份複製。

This document is issued by the Company subject to its General Conditions of Service printed overleaf, available on request or accessible at www.sgs.com/terms_and_conditions.htm and for electronic format documents, subject to Terms and Conditions for Electronic Documents at www.sgs.com/terms_e-document.htm. Attention is drawn to the limitation of liability, indemnification and jurisdiction issues defined therein. Any holder of this document is advised that information contained hereon reflects the Company's findings at the time of its intervention only and within the limits of Client's instructions, if any. The Company's sole responsibility is to its Client and this document does not exonerate parties to a transaction from exercising all their rights and obligations under the transaction documents. This document cannot be reproduced except in full, without prior written approval of the Company. Any unauthorized alteration, forgery or falsification of the content or appearance of this document is unlawful and offenders may be prosecuted to the fullest extent of the law.

Antenna	Operation mode	Lid angle	15MHz		10MHz		5MHz		3MHz		1.4MHz	
			QPSK	16QAM	QPSK	16QAM	QPSK	16QAM	QPSK	16QAM	QPSK	16QAM
WWAN TX (LTE B26)	Lid close	0°	n/a	n/a	n/a	n/a	n/a	n/a	n/a	n/a	n/a	n/a
		10°	n/a	n/a	n/a	n/a	n/a	n/a	n/a	n/a	n/a	n/a
		20°	n/a	n/a	n/a	n/a	n/a	n/a	n/a	n/a	n/a	n/a
		30°	n/a	n/a	n/a	n/a	n/a	n/a	n/a	n/a	n/a	n/a
		34°	n/a	n/a	n/a	n/a	n/a	n/a	n/a	n/a	n/a	n/a
	Notebook	35°	22.48	21.67	22.22	21.27	22.08	21.81	22.16	21.55	22.22	21.22
		40°	22.52	21.64	22.26	21.24	22.16	21.69	22.20	21.48	22.17	21.22
		50°	22.49	21.64	22.28	21.20	22.11	21.72	22.19	21.42	22.28	21.19
		60°	22.49	21.64	22.29	21.39	22.07	21.73	22.31	21.40	22.25	21.09
		70°	22.58	21.78	22.22	21.31	22.04	21.65	22.13	21.43	22.20	21.19
		80°	22.51	21.77	22.19	21.28	22.19	21.81	22.24	21.43	22.18	21.22
		90°	22.47	21.60	22.12	21.39	22.13	21.70	22.17	21.50	22.15	21.20
		100°	22.50	21.71	22.17	21.20	22.19	21.68	22.29	21.57	22.26	21.17
		110°	22.58	21.59	22.17	21.23	22.10	21.64	22.18	21.45	22.19	21.04
		120°	22.49	21.60	22.23	21.33	22.11	21.80	22.31	21.58	22.28	21.08
		129°	22.48	21.62	22.25	21.20	22.09	21.76	22.24	21.56	22.26	21.04
		Non-Notebook	130°	22.00	21.75	22.12	22.00	22.03	21.70	22.07	21.88	22.09
	140°		21.98	21.71	22.02	21.86	21.98	21.79	22.04	21.79	22.05	21.89
	150°		21.97	21.81	22.01	21.91	22.04	21.77	22.11	21.84	21.95	21.94
	160°		21.88	21.77	22.10	21.96	21.91	21.83	22.09	21.88	22.00	22.02
	170°		21.89	21.74	22.13	21.96	21.88	21.78	22.11	21.73	21.96	22.02
	180°		21.98	21.78	22.01	21.91	21.88	21.77	22.09	21.89	22.08	22.00
	190°		21.85	21.75	21.95	21.90	22.07	21.83	22.04	21.79	21.98	21.95
	200°		21.84	21.77	22.06	21.93	22.06	21.81	22.07	21.88	22.12	21.83
	210°		21.93	21.65	22.04	21.86	22.06	21.83	22.19	21.87	22.10	22.01
	220°		21.86	21.70	22.06	22.01	22.05	21.75	22.05	21.74	21.95	21.98
	230°		21.93	21.79	22.02	21.98	22.07	21.70	22.05	21.73	22.05	21.88
	240°		21.84	21.79	21.98	21.86	21.97	21.71	22.08	21.80	22.00	21.83
	250°		22.01	21.81	21.99	21.94	22.05	21.83	22.08	21.91	22.12	21.88
	260°		22.02	21.64	21.94	21.85	21.95	21.71	22.17	21.78	22.11	21.85
	270°		21.92	21.77	22.06	21.92	21.92	21.86	22.05	21.88	22.10	21.88
	280°		21.89	21.71	22.10	21.93	21.97	21.72	22.19	21.90	21.94	21.92
	290°		21.90	21.76	22.11	21.93	21.98	21.79	22.21	21.80	22.13	22.00
	300°		21.91	21.76	22.05	21.99	22.05	21.74	22.13	21.76	22.13	22.02
	310°		21.93	21.67	22.06	21.86	22.00	21.77	22.13	21.78	22.08	21.92
	320°	21.93	21.75	22.02	21.94	21.97	21.77	22.08	21.83	22.07	21.95	
330°	21.93	21.63	21.97	21.95	21.90	21.80	22.07	21.75	22.08	21.94		
340°	22.02	21.79	22.11	21.82	21.88	21.74	22.20	21.74	22.01	21.91		
350°	22.02	21.67	22.10	21.90	22.03	21.86	22.11	21.90	22.04	21.83		
360°	21.96	21.62	21.94	22.00	21.92	21.85	22.11	21.91	22.05	21.85		

Antenna	Operation mode	Lid angle	15MHz		10MHz		5MHz		3MHz		1.4MHz	
			QPSK	16QAM	QPSK	16QAM	QPSK	16QAM	QPSK	16QAM	QPSK	16QAM
WWAN TX (LTE B26)	Stand	201°	22.32	21.64	22.08	21.16	21.95	21.81	22.08	21.52	22.09	21.09
		210°	22.38	21.62	22.08	21.22	21.94	21.77	22.04	21.45	22.20	21.03
		220°	22.44	21.48	22.08	21.23	21.99	21.72	22.12	21.36	22.07	21.19
		230°	22.42	21.66	22.17	21.26	22.02	21.71	22.15	21.43	22.07	21.19
		240°	22.47	21.63	22.08	21.10	22.05	21.79	22.13	21.55	22.22	21.12
		250°	22.44	21.51	22.03	21.08	21.99	21.68	21.97	21.45	22.22	21.15
		260°	22.31	21.54	22.14	21.20	22.04	21.67	22.09	21.54	22.07	21.10
		270°	22.29	21.62	22.13	21.10	21.97	21.62	22.13	21.50	22.20	21.08
		280°	22.31	21.55	22.19	21.10	21.90	21.66	22.10	21.47	22.04	21.22
		290°	22.44	21.52	22.10	21.22	22.05	21.64	22.05	21.54	22.18	21.04
		300°	22.42	21.57	22.05	21.25	22.00	21.74	22.05	21.44	22.06	21.17
		310°	22.47	21.51	22.17	21.20	21.91	21.70	22.11	21.43	22.21	21.05
		320°	22.48	21.60	22.15	21.19	21.90	21.65	21.99	21.55	22.22	21.08
		330°	22.46	21.60	22.22	21.08	22.05	21.79	22.11	21.49	22.18	21.03
		340°	22.36	21.58	22.13	21.16	21.94	21.72	22.14	21.44	22.12	21.11
		345°	22.39	21.56	22.05	21.27	22.00	21.75	21.99	21.40	22.06	21.11

Unless otherwise stated the results shown in this test report refer only to the sample(s) tested and such sample(s) are retained for 90 days only.

除非另有說明，此報告結果僅對測試之樣品負責，同時此樣品僅保留90天。本報告未經本公司書面許可，不可部份複製。

This document is issued by the Company subject to its General Conditions of Service printed overleaf, available on request or accessible at www.sgs.com/terms_and_conditions.htm and for electronic format documents, subject to Terms and Conditions for Electronic Documents at www.sgs.com/terms_e-document.htm. Attention is drawn to the limitation of liability, indemnification and jurisdiction issues defined therein. Any holder of this document is advised that information contained hereon reflects the Company's findings at the time of its intervention only and within the limits of Client's instructions, if any. The Company's sole responsibility is to its Client and this document does not exonerate parties to a transaction from exercising all their rights and obligations under the transaction documents. This document cannot be reproduced except in full, without prior written approval of the Company. Any unauthorized alteration, forgery or falsification of the content or appearance of this document is unlawful and offenders may be prosecuted to the fullest extent of the law.

Antenna	Operation mode	Lid angle	10MHz		5MHz		
			QPSK	16QAM	QPSK	16QAM	
WWAN TX (LTE B30)	Lid close	0°	n/a	n/a	n/a	n/a	
		10°	n/a	n/a	n/a	n/a	
		20°	n/a	n/a	n/a	n/a	
		30°	n/a	n/a	n/a	n/a	
		34°	n/a	n/a	n/a	n/a	
	Notebook	35°	22.02	21.56	22.14	21.23	
		40°	22.07	21.51	22.17	21.22	
		50°	22.04	21.58	21.99	21.29	
		60°	22.17	21.54	22.01	21.19	
		70°	22.08	21.46	22.08	21.19	
		80°	22.15	21.44	22.08	21.29	
		90°	22.11	21.53	22.05	21.20	
		100°	22.12	21.54	22.03	21.27	
		110°	22.11	21.47	22.15	21.21	
		120°	22.03	21.48	22.08	21.24	
		129°	22.18	21.57	22.10	21.12	
		Non-Notebook	130°	18.75	18.82	18.56	18.50
			140°	18.85	18.83	18.50	18.56
	150°		18.91	18.87	18.52	18.52	
	160°		18.77	18.72	18.49	18.52	
	170°		18.86	18.75	18.52	18.45	
	180°		18.79	18.77	18.55	18.40	
	190°		18.74	18.87	18.52	18.52	
	200°		18.86	18.77	18.52	18.49	
	210°		18.83	18.80	18.54	18.49	
	220°		18.88	18.74	18.47	18.53	
	230°		18.90	18.78	18.46	18.44	
	240°		18.79	18.75	18.60	18.57	
	250°		18.83	18.72	18.50	18.50	
	260°		18.86	18.69	18.47	18.55	
	270°		18.77	18.85	18.50	18.52	
	280°		18.75	18.69	18.61	18.56	
	290°		18.86	18.82	18.54	18.52	
	300°		18.80	18.82	18.52	18.49	
	310°	18.79	18.78	18.61	18.52		
	320°	18.89	18.75	18.53	18.43		
330°	18.85	18.77	18.60	18.53			
340°	18.82	18.83	18.59	18.39			
350°	18.87	18.70	18.53	18.48			
360°	18.90	18.81	18.59	18.41			

Unless otherwise stated the results shown in this test report refer only to the sample(s) tested and such sample(s) are retained for 90 days only.

除非另有說明，此報告結果僅對測試之樣品負責，同時此樣品僅保留90天。本報告未經本公司書面許可，不可部份複製。

This document is issued by the Company subject to its General Conditions of Service printed overleaf, available on request or accessible at www.sgs.com/terms_and_conditions.htm and for electronic format documents, subject to Terms and Conditions for Electronic Documents at www.sgs.com/terms_e-document.htm. Attention is drawn to the limitation of liability, indemnification and jurisdiction issues defined therein. Any holder of this document is advised that information contained hereon reflects the Company's findings at the time of its intervention only and within the limits of Client's instructions, if any. The Company's sole responsibility is to its Client and this document does not exonerate parties to a transaction from exercising all their rights and obligations under the transaction documents. This document cannot be reproduced except in full, without prior written approval of the Company. Any unauthorized alteration, forgery or falsification of the content or appearance of this document is unlawful and offenders may be prosecuted to the fullest extent of the law.

Antenna	Operation mode	Lid angle	10MHz		5MHz	
			QPSK	16QAM	QPSK	16QAM
WWAN TX (LTE B30)	Stand	201°	22.08	21.46	22.03	21.12
		210°	21.97	21.49	22.02	21.14
		220°	22.08	21.40	22.01	21.22
		230°	22.02	21.43	22.08	21.11
		240°	22.03	21.42	22.08	21.11
		250°	22.06	21.43	21.98	21.06
		260°	22.11	21.52	22.04	21.07
		270°	22.09	21.43	21.96	21.13
		280°	22.04	21.54	21.98	21.13
		290°	22.00	21.53	22.06	21.07
		300°	21.99	21.55	22.12	21.05
		310°	22.11	21.53	22.01	21.05
		320°	21.96	21.54	22.01	21.18
		330°	22.06	21.48	22.14	21.09
		340°	22.01	21.37	21.98	21.15
345°	22.05	21.45	21.97	21.08		

Unless otherwise stated the results shown in this test report refer only to the sample(s) tested and such sample(s) are retained for 90 days only.

除非另有說明，此報告結果僅對測試之樣品負責，同時此樣品僅保留90天。本報告未經本公司書面許可，不可部份複製。

This document is issued by the Company subject to its General Conditions of Service printed overleaf, available on request or accessible at www.sgs.com/terms_and_conditions.htm and for electronic format documents, subject to Terms and Conditions for Electronic Documents at www.sgs.com/terms_e-document.htm. Attention is drawn to the limitation of liability, indemnification and jurisdiction issues defined therein. Any holder of this document is advised that information contained hereon reflects the Company's findings at the time of its intervention only and within the limits of Client's instructions, if any. The Company's sole responsibility is to its Client and this document does not exonerate parties to a transaction from exercising all their rights and obligations under the transaction documents. This document cannot be reproduced except in full, without prior written approval of the Company. Any unauthorized alteration, forgery or falsification of the content or appearance of this document is unlawful and offenders may be prosecuted to the fullest extent of the law.

Antenna	Operation mode	Lid angle	20MHz		15MHz		10MHz		5MHz		
			QPSK	16QAM	QPSK	16QAM	QPSK	16QAM	QPSK	16QAM	
WWAN TX (LTE B38)	Lid close	0°	n/a	n/a	n/a	n/a	n/a	n/a	n/a	n/a	n/a
		10°	n/a	n/a	n/a	n/a	n/a	n/a	n/a	n/a	n/a
		20°	n/a	n/a	n/a	n/a	n/a	n/a	n/a	n/a	n/a
		30°	n/a	n/a	n/a	n/a	n/a	n/a	n/a	n/a	n/a
		34°	n/a	n/a	n/a	n/a	n/a	n/a	n/a	n/a	n/a
	Notebook	35°	22.63	21.56	22.37	21.66	22.45	21.74	22.44	21.73	
		40°	22.68	21.44	22.43	21.60	22.43	21.82	22.47	21.61	
		50°	22.63	21.61	22.52	21.66	22.54	21.74	22.61	21.73	
		60°	22.69	21.61	22.49	21.70	22.53	21.70	22.62	21.76	
		70°	22.78	21.55	22.55	21.55	22.54	21.66	22.44	21.80	
		80°	22.67	21.45	22.39	21.60	22.58	21.74	22.54	21.77	
		90°	22.73	21.55	22.36	21.60	22.60	21.74	22.49	21.72	
		100°	22.78	21.59	22.44	21.73	22.61	21.81	22.50	21.75	
		110°	22.67	21.57	22.43	21.59	22.53	21.78	22.47	21.61	
		120°	22.63	21.61	22.36	21.60	22.58	21.76	22.60	21.73	
		129°	22.73	21.58	22.51	21.65	22.47	21.77	22.44	21.80	
		Non-Notebook	130°	22.62	21.54	22.50	21.69	22.44	21.75	22.46	21.67
	140°		22.60	21.44	22.41	21.65	22.51	21.63	22.58	21.68	
	150°		22.72	21.50	22.55	21.70	22.53	21.79	22.47	21.73	
	160°		22.77	21.44	22.46	21.60	22.56	21.73	22.51	21.66	
	170°		22.60	21.61	22.51	21.66	22.52	21.66	22.47	21.65	
	180°		22.68	21.48	22.51	21.72	22.58	21.80	22.51	21.75	
	190°		22.74	21.44	22.50	21.68	22.45	21.74	22.52	21.77	
	200°		22.63	21.49	22.53	21.73	22.44	21.81	22.49	21.63	
	210°		22.71	21.53	22.38	21.71	22.49	21.82	22.47	21.70	
	220°		22.67	21.44	22.45	21.71	22.57	21.70	22.59	21.78	
	230°		22.60	21.54	22.48	21.60	22.50	21.78	22.56	21.80	
	240°		22.63	21.63	22.52	21.67	22.46	21.79	22.51	21.67	
	250°		22.64	21.49	22.48	21.68	22.56	21.63	22.62	21.78	
	260°		22.69	21.49	22.47	21.69	22.59	21.68	22.51	21.71	
	270°		22.71	21.59	22.36	21.63	22.51	21.67	22.46	21.79	
	280°		22.77	21.58	22.37	21.70	22.53	21.64	22.54	21.80	
	290°		22.69	21.50	22.47	21.64	22.47	21.75	22.55	21.73	
	300°		22.65	21.46	22.37	21.63	22.46	21.75	22.47	21.62	
	310°		22.60	21.53	22.54	21.56	22.55	21.65	22.62	21.78	
	320°	22.71	21.58	22.45	21.70	22.48	21.66	22.47	21.67		
330°	22.69	21.49	22.38	21.71	22.53	21.76	22.61	21.67			
340°	22.78	21.55	22.53	21.69	22.46	21.65	22.53	21.69			
350°	22.61	21.49	22.52	21.73	22.48	21.80	22.49	21.69			
360°	22.63	21.54	22.41	21.56	22.46	21.79	22.53	21.75			

Antenna	Operation mode	Lid angle	20MHz		15MHz		10MHz		5MHz		
			QPSK	16QAM	QPSK	16QAM	QPSK	16QAM	QPSK	16QAM	
WWAN TX (LTE B38)	Stand	201°	22.61	21.39	22.28	21.57	22.40	21.65	22.44	21.61	
		210°	22.47	21.37	22.36	21.53	22.41	21.61	22.29	21.60	
		220°	22.52	21.51	22.22	21.65	22.28	21.61	22.25	21.58	
		230°	22.50	21.43	22.37	21.52	22.44	21.68	22.43	21.62	
		240°	22.45	21.49	22.19	21.57	22.26	21.73	22.38	21.72	
		250°	22.63	21.50	22.37	21.53	22.37	21.59	22.28	21.73	
		260°	22.56	21.53	22.22	21.52	22.33	21.57	22.39	21.55	
		270°	22.61	21.51	22.24	21.59	22.38	21.61	22.26	21.72	
		280°	22.57	21.40	22.36	21.52	22.32	21.61	22.43	21.65	
		290°	22.54	21.39	22.32	21.60	22.36	21.59	22.40	21.60	
		300°	22.61	21.52	22.27	21.65	22.29	21.56	22.38	21.70	
		310°	22.45	21.45	22.19	21.63	22.45	21.64	22.31	21.61	
		320°	22.49	21.41	22.30	21.60	22.40	21.64	22.41	21.65	
		330°	22.54	21.46	22.31	21.54	22.33	21.57	22.34	21.59	
		340°	22.52	21.42	22.29	21.50	22.43	21.63	22.38	21.56	
		345°	22.59	21.43	22.34	21.54	22.32	21.69	22.34	21.71	

Unless otherwise stated the results shown in this test report refer only to the sample(s) tested and such sample(s) are retained for 90 days only.

除非另有說明，此報告結果僅對測試之樣品負責，同時此樣品僅保留90天。本報告未經本公司書面許可，不可部份複製。

This document is issued by the Company subject to its General Conditions of Service printed overleaf, available on request or accessible at www.sgs.com/terms_and_conditions.htm and for electronic format documents, subject to Terms and Conditions for Electronic Documents at www.sgs.com/terms_e-document.htm. Attention is drawn to the limitation of liability, indemnification and jurisdiction issues defined therein. Any holder of this document is advised that information contained hereon reflects the Company's findings at the time of its intervention only and within the limits of Client's instructions, if any. The Company's sole responsibility is to its Client and this document does not exonerate parties to a transaction from exercising all their rights and obligations under the transaction documents. This document cannot be reproduced except in full, without prior written approval of the Company. Any unauthorized alteration, forgery or falsification of the content or appearance of this document is unlawful and offenders may be prosecuted to the fullest extent of the law.

Antenna	Operation mode	Lid angle	20MHz		15MHz		10MHz		5MHz		
			QPSK	16QAM	QPSK	16QAM	QPSK	16QAM	QPSK	16QAM	
WWAN TX (LTE B41)	Lid close	0°	n/a	n/a	n/a	n/a	n/a	n/a	n/a	n/a	n/a
		10°	n/a	n/a	n/a	n/a	n/a	n/a	n/a	n/a	n/a
		20°	n/a	n/a	n/a	n/a	n/a	n/a	n/a	n/a	n/a
		30°	n/a	n/a	n/a	n/a	n/a	n/a	n/a	n/a	n/a
		34°	n/a	n/a	n/a	n/a	n/a	n/a	n/a	n/a	n/a
	Notebook	35°	22.35	21.58	22.38	21.41	22.16	21.55	22.22	21.50	21.50
		40°	22.37	21.60	22.38	21.54	22.25	21.62	22.21	21.49	21.49
		50°	22.27	21.50	22.29	21.52	22.16	21.63	22.31	21.53	21.53
		60°	22.27	21.60	22.20	21.60	22.26	21.59	22.35	21.43	21.43
		70°	22.37	21.65	22.29	21.45	22.20	21.53	22.26	21.51	21.51
		80°	22.42	21.55	22.36	21.58	22.22	21.46	22.31	21.48	21.48
		90°	22.40	21.49	22.21	21.50	22.29	21.63	22.35	21.50	21.50
		100°	22.42	21.59	22.27	21.45	22.25	21.63	22.38	21.52	21.52
		110°	22.42	21.67	22.24	21.58	22.29	21.63	22.21	21.47	21.47
		120°	22.26	21.56	22.26	21.47	22.20	21.65	22.35	21.44	21.44
		129°	22.28	21.58	22.20	21.56	22.18	21.52	22.36	21.44	21.44
		Non-Notebook	130°	22.37	21.52	22.38	21.45	22.27	21.57	22.30	21.56
	140°		22.43	21.62	22.20	21.41	22.19	21.51	22.23	21.54	21.54
	150°		22.25	21.63	22.21	21.57	22.34	21.55	22.34	21.46	21.46
	160°		22.27	21.54	22.24	21.57	22.20	21.56	22.22	21.39	21.39
	170°		22.41	21.58	22.25	21.51	22.34	21.47	22.25	21.52	21.52
	180°		22.32	21.56	22.25	21.50	22.30	21.58	22.30	21.44	21.44
	190°		22.38	21.54	22.31	21.54	22.34	21.58	22.23	21.52	21.52
	200°		22.44	21.67	22.29	21.56	22.18	21.51	22.37	21.39	21.39
	210°		22.33	21.50	22.20	21.55	22.33	21.64	22.38	21.45	21.45
	220°		22.44	21.58	22.30	21.41	22.28	21.51	22.22	21.53	21.53
	230°		22.36	21.58	22.35	21.47	22.31	21.51	22.20	21.58	21.58
	240°		22.29	21.53	22.29	21.53	22.32	21.48	22.24	21.40	21.40
	250°		22.29	21.52	22.30	21.52	22.31	21.57	22.31	21.47	21.47
	260°		22.27	21.51	22.25	21.53	22.31	21.59	22.30	21.41	21.41
	270°		22.39	21.50	22.37	21.54	22.16	21.59	22.27	21.49	21.49
	280°		22.39	21.52	22.24	21.60	22.18	21.56	22.26	21.39	21.39
	290°		22.26	21.55	22.30	21.54	22.29	21.52	22.38	21.52	21.52
	300°		22.37	21.67	22.19	21.55	22.28	21.57	22.23	21.39	21.39
	310°		22.36	21.49	22.22	21.51	22.18	21.55	22.35	21.55	21.55
	320°	22.28	21.66	22.29	21.57	22.18	21.54	22.38	21.56	21.56	
330°	22.43	21.49	22.30	21.55	22.18	21.60	22.31	21.54	21.54		
340°	22.36	21.55	22.33	21.51	22.24	21.48	22.33	21.54	21.54		
350°	22.38	21.64	22.21	21.45	22.18	21.47	22.39	21.51	21.51		
360°	22.35	21.58	22.32	21.49	22.34	21.61	22.24	21.46	21.46		

Antenna	Operation mode	Lid angle	20MHz		15MHz		10MHz		5MHz		
			QPSK	16QAM	QPSK	16QAM	QPSK	16QAM	QPSK	16QAM	
WWAN TX (LTE B41)	Stand	201°	22.22	21.52	22.27	21.22	22.01	21.40	22.05	21.42	21.42
		210°	22.18	21.57	22.34	21.23	22.04	21.43	22.20	21.40	21.40
		220°	22.32	21.47	22.19	21.36	22.04	21.55	22.19	21.48	21.48
		230°	22.34	21.54	22.25	21.27	22.11	21.48	22.07	21.44	21.44
		240°	22.30	21.54	22.36	21.32	22.06	21.53	22.06	21.47	21.47
		250°	22.33	21.57	22.27	21.33	21.99	21.51	22.06	21.42	21.42
		260°	22.16	21.52	22.20	21.36	22.09	21.42	22.08	21.45	21.45
		270°	22.32	21.41	22.36	21.25	22.04	21.51	22.18	21.45	21.45
		280°	22.25	21.56	22.20	21.27	22.16	21.43	22.21	21.35	21.35
		290°	22.28	21.50	22.20	21.24	22.03	21.38	22.04	21.49	21.49
		300°	22.34	21.49	22.25	21.36	22.02	21.52	22.17	21.41	21.41
		310°	22.27	21.50	22.26	21.34	22.00	21.39	22.21	21.32	21.32
		320°	22.35	21.47	22.32	21.29	21.99	21.45	22.04	21.35	21.35
		330°	22.22	21.55	22.22	21.29	22.06	21.52	22.08	21.34	21.34
		340°	22.35	21.41	22.20	21.38	22.02	21.46	22.14	21.39	21.39
		345°	22.28	21.49	22.34	21.24	22.16	21.44	22.16	21.42	21.42

Unless otherwise stated the results shown in this test report refer only to the sample(s) tested and such sample(s) are retained for 90 days only.

除非另有說明，此報告結果僅對測試之樣品負責，同時此樣品僅保留90天。本報告未經本公司書面許可，不可部份複製。

This document is issued by the Company subject to its General Conditions of Service printed overleaf, available on request or accessible at www.sgs.com/terms_and_conditions.htm and for electronic format documents, subject to Terms and Conditions for Electronic Documents at www.sgs.com/terms_e-document.htm. Attention is drawn to the limitation of liability, indemnification and jurisdiction issues defined therein. Any holder of this document is advised that information contained hereon reflects the Company's findings at the time of its intervention only and within the limits of Client's instructions, if any. The Company's sole responsibility is to its Client and this document does not exonerate parties to a transaction from exercising all their rights and obligations under the transaction documents. This document cannot be reproduced except in full, without prior written approval of the Company. Any unauthorized alteration, forgery or falsification of the content or appearance of this document is unlawful and offenders may be prosecuted to the fullest extent of the law.

Antenna	Operation mode	Lid angle	20MHz		15MHz		10MHz		5MHz		3MHz		1.4MHz		
			QPSK	16QAM	QPSK	16QAM	QPSK	16QAM	QPSK	16QAM	QPSK	16QAM	QPSK	16QAM	
WWAN TX (LTE B66)	Lid close	0°	n/a	n/a	n/a	n/a	n/a	n/a	n/a	n/a	n/a	n/a	n/a	n/a	
		10°	n/a	n/a	n/a	n/a	n/a	n/a	n/a	n/a	n/a	n/a	n/a	n/a	
		20°	n/a	n/a	n/a	n/a	n/a	n/a	n/a	n/a	n/a	n/a	n/a	n/a	
		30°	n/a	n/a	n/a	n/a	n/a	n/a	n/a	n/a	n/a	n/a	n/a	n/a	
		34°	n/a	n/a	n/a	n/a	n/a	n/a	n/a	n/a	n/a	n/a	n/a	n/a	
		35°	22.82	22.19	22.56	21.81	22.78	21.78	22.62	22.13	22.86	22.32	23.01	22.36	
	Notebook	40°	22.83	22.28	22.70	21.86	22.87	21.74	22.55	22.18	22.79	22.21	22.95	22.25	
		50°	22.70	22.28	22.62	21.76	22.89	21.79	22.58	22.18	22.80	22.25	23.00	22.28	
		60°	22.74	22.11	22.72	21.69	22.76	21.66	22.64	22.23	22.83	22.29	22.89	22.25	
		70°	22.75	22.25	22.64	21.82	22.74	21.67	22.57	22.17	22.83	22.30	22.92	22.42	
		80°	22.74	22.15	22.61	21.80	22.76	21.60	22.69	22.23	22.77	22.33	22.92	22.31	
		90°	22.86	22.25	22.71	21.69	22.85	21.76	22.55	22.12	22.84	22.17	22.91	22.38	
		100°	22.82	22.12	22.67	21.69	22.90	21.73	22.54	22.22	22.86	22.34	23.00	22.25	
		110°	22.82	22.14	22.58	21.71	22.82	21.62	22.69	22.10	22.85	22.30	23.02	22.40	
		120°	22.77	22.13	22.60	21.82	22.86	21.63	22.55	22.14	22.81	22.19	23.00	22.37	
		129°	22.84	22.14	22.74	21.75	22.89	21.64	22.55	22.23	22.77	22.31	23.03	22.31	
		Non-Notebook	130°	18.19	17.85	17.94	17.98	18.10	17.88	17.87	17.66	17.72	17.81	18.10	17.99
			140°	18.23	17.75	17.93	17.85	17.96	17.87	17.78	17.70	17.71	17.66	18.05	17.95
	150°		18.05	17.71	18.01	17.96	18.05	17.83	17.93	17.66	17.67	17.80	18.01	17.97	
	160°		18.21	17.78	17.93	17.98	17.93	17.85	17.85	17.68	17.79	17.69	18.02	17.89	
	170°		18.08	17.73	17.94	18.01	18.09	17.87	17.79	17.71	17.75	17.68	18.00	17.95	
	180°		18.14	17.73	17.89	17.87	17.95	17.75	17.74	17.62	17.81	17.81	18.13	18.02	
	190°		18.18	17.79	17.89	17.97	18.03	17.82	17.83	17.65	17.76	17.76	18.05	17.94	
	200°		18.12	17.75	17.88	18.00	18.10	17.91	17.74	17.70	17.72	17.69	18.02	18.01	
	210°		18.19	17.71	17.90	17.91	18.10	17.87	17.76	17.74	17.72	17.72	17.99	17.96	
	220°		18.05	17.70	17.92	17.99	18.07	17.77	17.91	17.69	17.76	17.69	18.15	17.89	
	230°		18.18	17.76	18.05	17.92	18.10	17.76	17.89	17.60	17.83	17.79	18.08	18.02	
	240°		18.19	17.89	17.97	17.96	18.10	17.87	17.82	17.78	17.69	17.66	18.00	17.97	
	250°		18.21	17.73	18.03	17.83	18.10	17.85	17.78	17.74	17.78	17.75	17.97	17.90	
	260°		18.20	17.86	18.00	17.85	18.08	17.89	17.92	17.67	17.80	17.75	18.13	17.91	
	270°		18.06	17.76	17.98	17.82	18.03	17.91	17.84	17.67	17.83	17.73	17.96	17.87	
	280°		18.17	17.72	18.04	17.91	17.93	17.83	17.87	17.69	17.73	17.71	18.08	17.98	
	290°		18.14	17.71	17.92	17.97	17.96	17.89	17.82	17.75	17.84	17.78	18.02	17.98	
	300°		18.23	17.87	17.96	17.88	17.98	17.90	17.78	17.68	17.69	17.64	18.08	17.86	
	310°		18.19	17.76	17.89	17.86	18.09	17.91	17.84	17.74	17.73	17.83	18.01	17.97	
	320°		18.21	17.73	17.97	17.88	18.09	17.92	17.80	17.74	17.69	17.75	18.03	17.84	
330°	18.21		17.89	18.06	17.85	17.97	17.77	17.85	17.61	17.79	17.70	18.03	17.89		
340°	18.09		17.87	17.93	17.95	17.99	17.89	17.93	17.70	17.81	17.69	17.97	18.01		
350°	18.20		17.73	18.02	17.96	18.09	17.81	17.76	17.72	17.76	17.73	17.98	17.93		
360°	18.14		17.76	17.96	17.83	17.95	17.76	17.79	17.69	17.71	17.70	18.11	17.89		

Antenna	Operation mode	Lid angle	20MHz		15MHz		10MHz		5MHz		3MHz		1.4MHz	
			QPSK	16QAM	QPSK	16QAM	QPSK	16QAM	QPSK	16QAM	QPSK	16QAM	QPSK	16QAM
WWAN TX (LTE B66)	Stand	201°	22.79	22.15	22.38	21.62	22.73	21.78	22.57	22.09	22.76	22.21	22.88	22.30
		210°	22.73	22.15	22.42	21.81	22.61	21.73	22.54	22.00	22.71	22.22	22.87	22.18
		220°	22.79	22.19	22.51	21.65	22.64	21.68	22.46	22.08	22.77	22.19	22.90	22.19
		230°	22.80	22.01	22.42	21.79	22.73	21.74	22.50	21.99	22.82	22.18	22.86	22.22
		240°	22.63	22.11	22.45	21.74	22.69	21.75	22.60	21.94	22.78	22.15	22.95	22.18
		250°	22.79	22.05	22.49	21.70	22.69	21.60	22.56	21.94	22.79	22.14	22.90	22.24
		260°	22.77	22.03	22.44	21.75	22.76	21.61	22.59	22.00	22.70	22.17	22.96	22.21
		270°	22.70	22.07	22.40	21.76	22.64	21.77	22.60	22.02	22.68	22.21	22.88	22.29
		280°	22.69	22.03	22.55	21.75	22.61	21.59	22.51	22.02	22.70	22.28	22.95	22.28
		290°	22.71	22.01	22.41	21.76	22.71	21.59	22.57	22.12	22.73	22.30	22.96	22.35
		300°	22.65	22.17	22.53	21.72	22.77	21.73	22.55	21.96	22.76	22.30	22.89	22.35
		310°	22.75	22.18	22.56	21.78	22.78	21.70	22.61	21.97	22.86	22.25	22.89	22.34
		320°	22.69	22.04	22.43	21.81	22.75	21.65	22.44	22.13	22.86	22.27	22.84	22.34
		330°	22.66	22.10	22.37	21.72	22.78	21.59	22.50	22.02	22.78	22.18	22.87	22.22
		340°	22.80	22.15	22.41	21.69	22.73	21.68	22.52	22.00	22.73	22.25	22.87	22.23
		345°	22.67	22.15	22.48	21.66	22.78	21.62	22.55	22.07	22.69	22.26	23.00	22.31

Unless otherwise stated the results shown in this test report refer only to the sample(s) tested and such sample(s) are retained for 90 days only.

除非另有說明，此報告結果僅對測試之樣品負責，同時此樣品僅保留90天。本報告未經本公司書面許可，不可部份複製。

This document is issued by the Company subject to its General Conditions of Service printed overleaf, available on request or accessible at www.sgs.com/terms_and_conditions.htm and for electronic format documents, subject to Terms and Conditions for Electronic Documents at www.sgs.com/terms_e-document.htm. Attention is drawn to the limitation of liability, indemnification and jurisdiction issues defined therein. Any holder of this document is advised that information contained hereon reflects the Company's findings at the time of its intervention only and within the limits of Client's instructions, if any. The Company's sole responsibility is to its Client and this document does not exonerate parties to a transaction from exercising all their rights and obligations under the transaction documents. This document cannot be reproduced except in full, without prior written approval of the Company. Any unauthorized alteration, forgery or falsification of the content or appearance of this document is unlawful and offenders may be prosecuted to the fullest extent of the law.

1.7 The SAR Measurement System

A block diagram of the SAR measurement System is given in Fig. a. This SAR Measurement System uses a Computer-controlled 3-D stepper motor system (SPEAG DASY 5 professional system). The model EX3DV4 field probe is used to determine the internal electric fields. The SAR can be obtained from the equation $SAR = \sigma (|E|)^2 / \rho$ where σ and ρ are the conductivity and mass density of the tissue-simulant.

The DASY 5 system for performing compliance tests consists of the following items:

1. A standard high precision 6-axis robot (Staubli RX family) with controller, teach pendant and software. An arm extension is for accommodating the data acquisition electronics (DAE).
2. A dosimetric probe, i.e., an isotropic E-field probe optimized and calibrated for usage in tissue simulating liquid. The probe is equipped with an optical surface detector system.
3. A data acquisition electronics (DAE) which performs the signal amplification, signal multiplexing, AD-conversion, offset measurements, mechanical surface detection, collision detection, etc. The unit is battery powered with standard or rechargeable batteries. The signal is optically transmitted to the EOC.

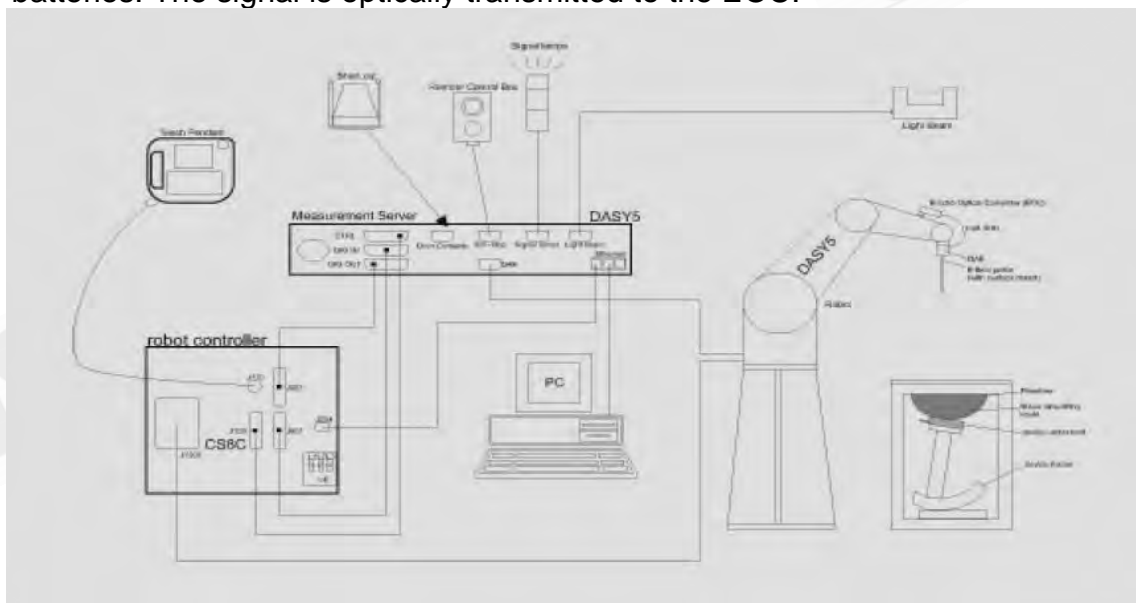


Fig. a The block diagram of SAR system

Unless otherwise stated the results shown in this test report refer only to the sample(s) tested and such sample(s) are retained for 90 days only.
 除非另有說明，此報告結果僅對測試之樣品負責，同時此樣品僅保留90天。本報告未經本公司書面許可，不可部份複製。

This document is issued by the Company subject to its General Conditions of Service printed overleaf, available on request or accessible at www.sgs.com/terms_and_conditions.htm and for electronic format documents, subject to Terms and Conditions for Electronic Documents at www.sgs.com/terms_e-document.htm. Attention is drawn to the limitation of liability, indemnification and jurisdiction issues defined therein. Any holder of this document is advised that information contained hereon reflects the Company's findings at the time of its intervention only and within the limits of Client's instructions, if any. The Company's sole responsibility is to its Client and this document does not exonerate parties to a transaction from exercising all their rights and obligations under the transaction documents. This document cannot be reproduced except in full, without prior written approval of the Company. Any unauthorized alteration, forgery or falsification of the content or appearance of this document is unlawful and offenders may be prosecuted to the fullest extent of the law.


4. The Electro-optical converter (EOC) performs the conversion between optical and electrical of the signals for the digital communication to the DAE and for the analog signal from the optical surface detection. The EOC is connected to the measurement server.
5. The function of the measurement server is to perform the time critical tasks such as signal filtering, control of the robot operation and fast movement interrupts.
6. A probe alignment unit which improves the (absolute) accuracy of the probe positioning.
7. A computer operating Windows 7.
8. DASY 5 software.
9. Remote control with teach pendant and additional circuitry for robot safety such as warning lamps, etc.
10. Tissue simulating liquid mixed according to the given recipes.
11. Validation dipole kits allowing to validate the proper functioning of the system.

Unless otherwise stated the results shown in this test report refer only to the sample(s) tested and such sample(s) are retained for 90 days only.
除非另有說明，此報告結果僅對測試之樣品負責，同時此樣品僅保留90天。本報告未經本公司書面許可，不可部份複製。

This document is issued by the Company subject to its General Conditions of Service printed overleaf, available on request or accessible at www.sgs.com/terms_and_conditions.htm and for electronic format documents, subject to Terms and Conditions for Electronic Documents at www.sgs.com/terms_e-document.htm. Attention is drawn to the limitation of liability, indemnification and jurisdiction issues defined therein. Any holder of this document is advised that information contained hereon reflects the Company's findings at the time of its intervention only and within the limits of Client's instructions, if any. The Company's sole responsibility is to its Client and this document does not exonerate parties to a transaction from exercising all their rights and obligations under the transaction documents. This document cannot be reproduced except in full, without prior written approval of the Company. Any unauthorized alteration, forgery or falsification of the content or appearance of this document is unlawful and offenders may be prosecuted to the fullest extent of the law.

1.8 System Components


EX3DV4 E-Field Probe

Construction	Symmetrical design with triangular core Built-in shielding against static charges PEEK enclosure material (resistant to organic solvents, e.g., DGBE)	
Calibration	Basic Broad Band Calibration in air Conversion Factors (CF) for HSL 750/835/1750/1900/2300/2450/2600/ 5200/5300/5600/5800MHz Additional CF for other liquids and frequencies upon request	
Frequency	10 MHz to > 6 GHz	
Directivity	± 0.3 dB in HSL (rotation around probe axis) ± 0.5 dB in tissue material (rotation normal to probe axis)	
Dynamic Range	10 µW/g to > 100 mW/g Linearity: ± 0.2 dB (noise: typically < 1 µW/g)	
Dimensions	Tip diameter: 2.5 mm	
Application	High precision dosimetric measurements in any exposure scenario (e.g., very strong gradient fields). Only probe which enables compliance testing for frequencies up to 6 GHz with precision of better 30%.	


Unless otherwise stated the results shown in this test report refer only to the sample(s) tested and such sample(s) are retained for 90 days only.
除非另有說明，此報告結果僅對測試之樣品負責，同時此樣品僅保留90天。本報告未經本公司書面許可，不可部份複製。

This document is issued by the Company subject to its General Conditions of Service printed overleaf, available on request or accessible at www.sgs.com/terms_and_conditions.htm and for electronic format documents, subject to Terms and Conditions for Electronic Documents at www.sgs.com/terms_e-document.htm. Attention is drawn to the limitation of liability, indemnification and jurisdiction issues defined therein. Any holder of this document is advised that information contained hereon reflects the Company's findings at the time of its intervention only and within the limits of Client's instructions, if any. The Company's sole responsibility is to its Client and this document does not exonerate parties to a transaction from exercising all their rights and obligations under the transaction documents. This document cannot be reproduced except in full, without prior written approval of the Company. Any unauthorized alteration, forgery or falsification of the content or appearance of this document is unlawful and offenders may be prosecuted to the fullest extent of the law.

PHANTOM

Model	ELI	
Construction	The ELI phantom is used for compliance testing of handheld and body-mounted wireless devices in the frequency range of 30 MHz to 6 GHz. ELI is fully compatible with the IEC 62209-2 standard and all known tissue simulating liquids. ELI has been optimized regarding its performance and can be integrated into our standard phantom tables. A cover prevents evaporation of the liquid. Reference markings on the phantom allow installation of the complete setup, including all predefined phantom positions and measurement grids, by teaching three points. The phantom is compatible with all SPEAG dosimetric probes and dipoles.	
Shell Thickness	2 ± 0.2 mm	
Filling Volume	Approx. 30 liters	
Dimensions	Major axis: 600 mm Minor axis: 400 mm	

DEVICE HOLDER

Construction	The device holder (Supporter) for Notebook is made by POM (polyoxymethylene resin) , which is non-metal and non-conductive. The height can be adjusted to fit varies kind of notebooks.	
		Device Holder

Unless otherwise stated the results shown in this test report refer only to the sample(s) tested and such sample(s) are retained for 90 days only.

除非另有說明，此報告結果僅對測試之樣品負責，同時此樣品僅保留90天。本報告未經本公司書面許可，不可部份複製。

This document is issued by the Company subject to its General Conditions of Service printed overleaf, available on request or accessible at www.sgs.com/terms_and_conditions.htm and for electronic format documents, subject to Terms and Conditions for Electronic Documents at www.sgs.com/terms_e-document.htm. Attention is drawn to the limitation of liability, indemnification and jurisdiction issues defined therein. Any holder of this document is advised that information contained hereon reflects the Company's findings at the time of its intervention only and within the limits of Client's instructions, if any. The Company's sole responsibility is to its Client and this document does not exonerate parties to a transaction from exercising all their rights and obligations under the transaction documents. This document cannot be reproduced except in full, without prior written approval of the Company. Any unauthorized alteration, forgery or falsification of the content or appearance of this document is unlawful and offenders may be prosecuted to the fullest extent of the law.

1.9 SAR System Verification

The microwave circuit arrangement for system verification is sketched in Fig. b. The daily system accuracy verification occurs within the flat section of the SAM phantom. A SAR measurement was performed to see if the measured SAR was within $\pm 10\%$ from the target SAR values. These tests were done at 750/835/1750/1900/2300/2450/2600/5200/5300/5600/5800MHz. The tests were conducted on the same days as the measurement of the DUT. The obtained results from the system accuracy verification are displayed in the table 1 (SAR values are normalized to 1W forward power delivered to the dipole). During the tests, the liquid depth above the ear reference points was $\geq 15 \text{ cm} \pm 5 \text{ mm}$ (frequency $\leq 3 \text{ GHz}$) or $\geq 10 \text{ cm} \pm 5 \text{ mm}$ (frequency $> 3 \text{ GHz}$) in all the cases. It is seen that the system is operating within its specification, as the results are within acceptable tolerance of the reference values.

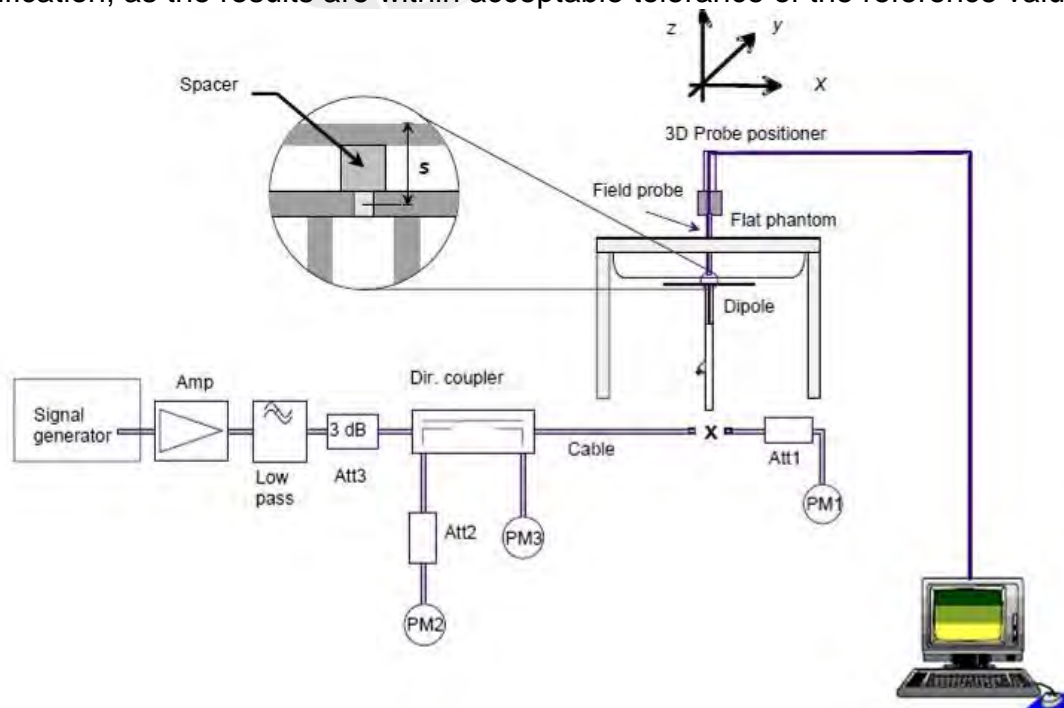


Fig. b The block diagram of system verification

Unless otherwise stated the results shown in this test report refer only to the sample(s) tested and such sample(s) are retained for 90 days only.

除非另有說明，此報告結果僅對測試之樣品負責，同時此樣品僅保留90天。本報告未經本公司書面許可，不可部份複製。

This document is issued by the Company subject to its General Conditions of Service printed overleaf, available on request or accessible at www.sgs.com/terms_and_conditions.htm and for electronic format documents, subject to Terms and Conditions for Electronic Documents at www.sgs.com/terms_e-document.htm. Attention is drawn to the limitation of liability, indemnification and jurisdiction issues defined therein. Any holder of this document is advised that information contained hereon reflects the Company's findings at the time of its intervention only and within the limits of Client's instructions, if any. The Company's sole responsibility is to its Client and this document does not exonerate parties to a transaction from exercising all their rights and obligations under the transaction documents. This document cannot be reproduced except in full, without prior written approval of the Company. Any unauthorized alteration, forgery or falsification of the content or appearance of this document is unlawful and offenders may be prosecuted to the fullest extent of the law.

Validation Kit	S/N	Frequency (MHz)		1W Target SAR-1g (mW/g)	Measured SAR-1g (mW/g)	Measured SAR-1g normalized to 1W (mW/g)	Deviation (%)	Measured Date
D750V3	1015	750	Body	8.76	2.11	8.44	-3.65%	Jul. 26, 2018
D835V2	4d063	835	Body	9.57	2.31	9.24	-3.45%	Jul. 27, 2018
D1750V2	1008	1750	Body	36.7	8.97	35.88	-2.23%	Jul. 30, 2018
D1900V2	5d173	1900	Body	40.9	10.3	41.20	0.73%	Jul. 31, 2018
D2300V2	1023	2300	Body	46.4	11.8	47.20	1.72%	Aug. 01, 2018
D2450V2	727	2450	Body	50.8	13.1	52.4	3.15%	Jul. 28, 2018
D2600V2	1005	2600	Body	54.4	14.1	56.40	3.68%	Aug. 02, 2018
D5GHzV2	1023	5200	Body	70.9	7.24	72.4	2.12%	Jul. 30, 2018
		5300	Body	72.9	7.41	74.1	1.65%	Jul. 30, 2018
		5600	Body	77.6	7.88	78.8	1.55%	Jul. 31, 2018
		5800	Body	74.1	7.45	74.5	0.54%	Jul. 31, 2018

Table 1. Results of system verification

Unless otherwise stated the results shown in this test report refer only to the sample(s) tested and such sample(s) are retained for 90 days only.

除非另有說明，此報告結果僅對測試之樣品負責，同時此樣品僅保留90天。本報告未經本公司書面許可，不可部份複製。

This document is issued by the Company subject to its General Conditions of Service printed overleaf, available on request or accessible at www.sgs.com/terms_and_conditions.htm and for electronic format documents, subject to Terms and Conditions for Electronic Documents at www.sgs.com/terms_e-document.htm. Attention is drawn to the limitation of liability, indemnification and jurisdiction issues defined therein. Any holder of this document is advised that information contained hereon reflects the Company's findings at the time of its intervention only and within the limits of Client's instructions, if any. The Company's sole responsibility is to its Client and this document does not exonerate parties to a transaction from exercising all their rights and obligations under the transaction documents. This document cannot be reproduced except in full, without prior written approval of the Company. Any unauthorized alteration, forgery or falsification of the content or appearance of this document is unlawful and offenders may be prosecuted to the fullest extent of the law.

1.10 Tissue Simulant Fluid for the Frequency Band

The dielectric properties for this Head-simulant fluid were measured by using the Agilent Model 85070E Dielectric Probe (rates frequency band 200 MHz to 20 GHz) in conjunction with Network Analyzer.

All dielectric parameters of tissue simulates were measured within 24 hours of SAR measurements. The measured conductivity and permittivity are all within $\pm 5\%$ of the target values.

The depth of the tissue simulant in the flat section of the phantom was $\geq 15 \text{ cm} \pm 5 \text{ mm}$ (Frequency $\leq 3\text{G}$) or $\geq 10 \text{ cm} \pm 5 \text{ mm}$ (Frequency $>3\text{G}$) during all tests. (Fig. 2)

Unless otherwise stated the results shown in this test report refer only to the sample(s) tested and such sample(s) are retained for 90 days only.

除非另有說明，此報告結果僅對測試之樣品負責，同時此樣品僅保留90天。本報告未經本公司書面許可，不可部份複製。

This document is issued by the Company subject to its General Conditions of Service printed overleaf, available on request or accessible at www.sgs.com/terms_and_conditions.htm and for electronic format documents, subject to Terms and Conditions for Electronic Documents at www.sgs.com/terms_e-document.htm. Attention is drawn to the limitation of liability, indemnification and jurisdiction issues defined therein. Any holder of this document is advised that information contained hereon reflects the Company's findings at the time of its intervention only and within the limits of Client's instructions, if any. The Company's sole responsibility is to its Client and this document does not exonerate parties to a transaction from exercising all their rights and obligations under the transaction documents. This document cannot be reproduced except in full, without prior written approval of the Company. Any unauthorized alteration, forgery or falsification of the content or appearance of this document is unlawful and offenders may be prosecuted to the fullest extent of the law.

Tissue Type	Measurement Date	Measured Frequency (MHz)	Target Dielectric Constant, ϵ_r	Target Conductivity, σ (S/m)	Measured Dielectric Constant, ϵ_r	Measured Conductivity, σ (S/m)	% dev ϵ_r	% dev σ
Body	Jul, 26. 2018	704.00	55.710	0.960	57.251	0.930	-2.77%	3.10%
		707.50	55.697	0.960	57.248	0.932	-2.78%	2.92%
		709.00	55.691	0.960	57.233	0.934	-2.77%	2.73%
		710.00	55.687	0.960	57.258	0.938	-2.82%	2.32%
		711.00	55.683	0.960	57.187	0.941	-2.70%	2.01%
		750.00	55.531	0.963	56.943	0.976	-2.54%	-1.31%
		782.00	55.406	0.966	56.625	1.007	-2.20%	-4.26%
	Jul, 27. 2018	822.50	55.249	0.969	57.448	0.981	-3.98%	-1.24%
		826.40	55.226	0.959	57.439	0.983	-4.01%	-2.46%
		829.00	55.218	0.963	57.428	0.984	-4.00%	-2.22%
		831.50	55.214	0.970	57.425	0.991	-4.01%	-2.19%
		835.00	55.200	0.970	57.424	0.992	-4.03%	-2.27%
		836.50	55.195	0.972	57.371	0.994	-3.94%	-2.28%
		836.60	55.194	0.970	57.368	0.996	-3.94%	-2.67%
		841.50	55.180	0.978	57.350	0.999	-3.93%	-2.15%
	Jul, 30. 2018	844.00	55.172	0.981	57.345	1.003	-3.94%	-2.23%
		846.60	55.164	0.984	57.277	1.004	-3.83%	-2.00%
		1712.40	53.531	1.465	51.544	1.425	3.71%	2.71%
		1720.00	53.511	1.469	51.497	1.436	3.76%	2.28%
		1732.40	53.478	1.477	51.462	1.448	3.77%	1.98%
		1732.50	53.478	1.477	51.451	1.449	3.79%	1.92%
		1745.00	53.445	1.485	51.435	1.460	3.76%	1.70%
	Jul, 31. 2018	1750.00	53.432	1.488	51.418	1.469	3.77%	1.30%
		1752.60	53.425	1.490	51.411	1.471	3.77%	1.28%
		1770.00	53.379	1.501	51.352	1.489	3.80%	0.80%
		1852.40	53.162	1.553	51.057	1.576	3.96%	-1.47%
		1860.00	53.142	1.558	51.027	1.583	3.98%	-1.61%
	Aug, 01. 2018	1880.00	53.089	1.571	50.974	1.606	3.98%	-2.26%
		1900.00	53.037	1.583	50.896	1.627	4.04%	-2.77%
		1907.60	53.017	1.588	50.861	1.637	4.07%	-3.09%
		2300.00	52.900	1.807	53.611	1.845	-1.34%	-2.12%
	Aug, 02. 2018	2310.00	52.887	1.816	53.568	1.854	-1.29%	-2.08%
		2506.00	52.629	2.029	52.887	2.117	-0.49%	-4.32%
		2510.00	52.624	2.035	52.866	2.127	-0.46%	-4.52%
		2535.00	52.592	2.071	52.785	2.163	-0.37%	-4.47%
		2549.50	52.573	2.091	52.761	2.181	-0.36%	-4.30%
		2560.00	52.560	2.106	52.702	2.196	-0.27%	-4.27%
		2580.00	52.535	2.134	52.647	2.224	-0.21%	-4.20%
		2593.00	52.518	2.153	52.590	2.240	-0.14%	-4.05%
		2595.00	52.515	2.156	52.593	2.243	-0.15%	-4.05%
		2600.00	52.509	2.163	52.577	2.251	-0.13%	-4.08%
		2610.00	52.496	2.177	52.526	2.263	-0.06%	-3.95%
	2636.50	52.463	2.214	52.453	2.307	0.02%	-4.18%	
	2680.00	52.407	2.276	52.314	2.365	0.18%	-3.90%	

Unless otherwise stated the results shown in this test report refer only to the sample(s) tested and such sample(s) are retained for 90 days only.

除非另有說明，此報告結果僅對測試之樣品負責，同時此樣品僅保留90天。本報告未經本公司書面許可，不可部份複製。

This document is issued by the Company subject to its General Conditions of Service printed overleaf, available on request or accessible at www.sgs.com/terms_and_conditions.htm and for electronic format documents, subject to Terms and Conditions for Electronic Documents at www.sgs.com/terms_e-document.htm. Attention is drawn to the limitation of liability, indemnification and jurisdiction issues defined therein. Any holder of this document is advised that information contained hereon reflects the Company's findings at the time of its intervention only and within the limits of Client's instructions, if any. The Company's sole responsibility is to its Client and this document does not exonerate parties to a transaction from exercising all their rights and obligations under the transaction documents. This document cannot be reproduced except in full, without prior written approval of the Company. Any unauthorized alteration, forgery or falsification of the content or appearance of this document is unlawful and offenders may be prosecuted to the fullest extent of the law.

Measurement Date	Measured Frequency (MHz)	Target Dielectric Constant, ϵ_r	Target Conductivity, σ (S/m)	Measured Dielectric Constant, ϵ_r	Measured Conductivity, σ (S/m)	% dev ϵ_r	% dev σ
Jul, 28. 2018	2412	52.751	1.914	53.000	1.882	-0.47%	1.66%
	2417	52.744	1.918	52.956	1.889	-0.40%	1.54%
	2437	52.717	1.938	52.882	1.914	-0.31%	1.22%
	2441	52.712	1.941	52.875	1.920	-0.31%	1.10%
	2450	52.700	1.950	52.827	1.932	-0.24%	0.92%
	2457	52.691	1.960	52.808	1.941	-0.22%	0.97%
Jul, 30. 2018	2462	52.685	1.967	52.786	1.950	-0.19%	0.87%
	5190	49.028	5.288	49.677	5.253	-1.32%	0.65%
	5200	49.014	5.299	49.628	5.264	-1.25%	0.67%
	5230	48.974	5.334	49.609	5.299	-1.30%	0.66%
	5270	48.919	5.381	49.340	5.382	-0.86%	-0.02%
Jul, 31. 2018	5300	48.879	5.416	49.301	5.376	-0.86%	0.74%
	5600	48.471	5.766	48.510	5.768	-0.08%	-0.03%
	5690	48.349	5.872	48.303	5.838	0.10%	0.57%
	5775	48.234	5.971	47.951	6.004	0.59%	-0.56%
	5795	48.207	5.994	47.762	6.055	0.92%	-1.01%
	5800	48.200	6.000	47.847	6.039	0.73%	-0.65%

Table 2. Dielectric Parameters of Tissue Simulant Fluid

Unless otherwise stated the results shown in this test report refer only to the sample(s) tested and such sample(s) are retained for 90 days only.

除非另有說明，此報告結果僅對測試之樣品負責，同時此樣品僅保留90天。本報告未經本公司書面許可，不可部份複製。

This document is issued by the Company subject to its General Conditions of Service printed overleaf, available on request or accessible at www.sgs.com/terms_and_conditions.htm and for electronic format documents, subject to Terms and Conditions for Electronic Documents at www.sgs.com/terms_e-document.htm. Attention is drawn to the limitation of liability, indemnification and jurisdiction issues defined therein. Any holder of this document is advised that information contained hereon reflects the Company's findings at the time of its intervention only and within the limits of Client's instructions, if any. The Company's sole responsibility is to its Client and this document does not exonerate parties to a transaction from exercising all their rights and obligations under the transaction documents. This document cannot be reproduced except in full, without prior written approval of the Company. Any unauthorized alteration, forgery or falsification of the content or appearance of this document is unlawful and offenders may be prosecuted to the fullest extent of the law.

The composition of the body tissue simulating liquid:

Frequency (MHz)	Mode	Ingredient						Total amount
		DGMBE	Water	Salt	Preventol D-7	Cellulose	Sugar	
750	Body	—	631.68 g	11.72 g	1.2 g	—	600 g	1.0L(Kg)
850	Body	—	631.68 g	11.72 g	1.2 g	—	600 g	1.0L(Kg)
1750	Body	300.67 g	716.56 g	4.0 g	—	—	—	1.0L(Kg)
1900	Body	300.67 g	716.56 g	4.0 g	—	—	—	1.0L(Kg)
2300	Body	301.7ml	698.3ml	—	—	—	—	1.0L(Kg)
2450	Body	301.7ml	698.3ml	—	—	—	—	1.0L(Kg)
2600	Body	301.7ml	698.3ml	—	—	—	—	1.0L(Kg)

Body Simulating Liquids for 5 GHz, Manufactured by SPEAG:

Ingredients	Water	Esters, Emulsifiers, Inhibitors	Sodium and Salt
(% by weight)	60-80	20-40	0-1.5

Table 3. Recipes for Tissue Simulating Liquid

Unless otherwise stated the results shown in this test report refer only to the sample(s) tested and such sample(s) are retained for 90 days only.

除非另有說明，此報告結果僅對測試之樣品負責，同時此樣品僅保留90天。本報告未經本公司書面許可，不可部份複製。

This document is issued by the Company subject to its General Conditions of Service printed overleaf, available on request or accessible at www.sgs.com/terms_and_conditions.htm and for electronic format documents, subject to Terms and Conditions for Electronic Documents at www.sgs.com/terms_e-document.htm. Attention is drawn to the limitation of liability, indemnification and jurisdiction issues defined therein. Any holder of this document is advised that information contained hereon reflects the Company's findings at the time of its intervention only and within the limits of Client's instructions, if any. The Company's sole responsibility is to its Client and this document does not exonerate parties to a transaction from exercising all their rights and obligations under the transaction documents. This document cannot be reproduced except in full, without prior written approval of the Company. Any unauthorized alteration, forgery or falsification of the content or appearance of this document is unlawful and offenders may be prosecuted to the fullest extent of the law.

1.11 Evaluation Procedures

The entire evaluation of the spatial peak values is performed within the Post-processing engine (SEMCAD). The system always gives the maximum values for the 1 g and 10 g cubes. The algorithm to find the cube with highest averaged SAR is divided into the following stages:

1. The extraction of the measured data (grid and values) from the Zoom Scan.
2. The calculation of the SAR value at every measurement point based on all stored data (A/D values and measurement parameters)
3. The generation of a high-resolution mesh within the measured volume
4. The interpolation of all measured values from the measurement grid to the high-resolution grid
5. The extrapolation of the entire 3-D field distribution to the phantom surface over the distance from sensor to surface
6. The calculation of the averaged SAR within masses of 1g and 10g.

The probe is calibrated at the center of the dipole sensors that is located 1 to 2.7mm away from the probe tip. During measurements, the probe stops shortly above the phantom surface, depending on the probe and the surface detecting system. Both distances are included as parameters in the probe configuration file. The software always knows exactly how far away the measured point is from the surface. As the probe cannot directly measure at the surface, the values between the deepest measured point and the surface must be extrapolated. The angle between the probe axis and the surface normal line is less than 30 degree.

In the Area Scan, the gradient of the interpolation function is evaluated to find all the extreme of the SAR distribution. The uncertainty on the locations of the extreme is less than 1/20 of the grid size. Only local maximum within -2 dB of the global maximum are searched and passed for the Cube Scan measurement. In the Cube Scan, the interpolation function is used to extrapolate the Peak SAR from the lowest measurement points to the inner phantom surface (the extrapolation distance). The uncertainty increases with the extrapolation distance. To keep the uncertainty within 1% for the 1 g and 10 g cubes, the extrapolation distance should not be larger than 5mm.

The maximum search is automatically performed after each area scan measurement. It is based on splines in two or three dimensions. The procedure can find the maximum for most SAR distributions even with relatively large grid spacing. After the area scanning measurement, the probe is automatically moved to a position at the interpolated maximum. The following scan can directly use this position for reference, e.g., for a finer resolution grid or the cube evaluations. The 1g and 10g peak evaluations are only available for the predefined cube 7x7x7 scans. The routines are verified and optimized for the grid dimensions used in

Unless otherwise stated the results shown in this test report refer only to the sample(s) tested and such sample(s) are retained for 90 days only.

除非另有說明，此報告結果僅對測試之樣品負責，同時此樣品僅保留90天。本報告未經本公司書面許可，不可部份複製。

This document is issued by the Company subject to its General Conditions of Service printed overleaf, available on request or accessible at www.sgs.com/terms_and_conditions.htm and for electronic format documents, subject to Terms and Conditions for Electronic Documents at www.sgs.com/terms_e-document.htm. Attention is drawn to the limitation of liability, indemnification and jurisdiction issues defined therein. Any holder of this document is advised that information contained hereon reflects the Company's findings at the time of its intervention only and within the limits of Client's instructions, if any. The Company's sole responsibility is to its Client and this document does not exonerate parties to a transaction from exercising all their rights and obligations under the transaction documents. This document cannot be reproduced except in full, without prior written approval of the Company. Any unauthorized alteration, forgery or falsification of the content or appearance of this document is unlawful and offenders may be prosecuted to the fullest extent of the law.

these cube measurements.

The measured volume of 30x30x30mm contains about 30g of tissue.

The first procedure is an extrapolation (incl. Boundary correction) to get the points between the lowest measured plane and the surface. The next step uses 3D interpolation to get all points within the measured volume. In the last step, a 1g cube is placed numerically into the volume and its averaged SAR is calculated. This cube is moved around until the highest averaged SAR is found. If the highest SAR is found at the edge of the measured volume, the system will issue a warning: higher SAR values might be found outside of the measured volume. In that case the cube measurement can be repeated, using the new interpolated maximum as the center.

1.12 Probe Calibration Procedures

For the calibration of E-field probes in lossy liquids, an electric field with an accurately known field strength must be produced within the measured liquid. For standardization purposes it would be desirable if all measurements which are necessary to assess the correct field strength would be traceable to standardized measurement procedures. In the following two different calibration techniques are summarized:

1.12.1 Transfer Calibration with Temperature Probes

In lossy liquids the specific absorption rate (SAR) is related both to the electric field (E) and the temperature gradient ($\delta T / \delta t$) in the liquid.

$$SAR = \frac{\sigma}{\rho} |E|^2 = c \frac{\delta T}{\delta t}$$

whereby σ is the conductivity, ρ the density and c the heat capacity of the liquid.

Hence, the electric field in lossy liquid can be measured indirectly by measuring the temperature gradient in the liquid. Non-disturbing temperature probes (optical probes or thermistor probes with resistive lines) with high spatial resolution (<1-2 mm) and fast reaction time (<1 s) are available and can be easily calibrated with high precision [1]. The setup and the exciting source have no influence on the calibration; only the relative positioning uncertainties of the standard temperature probe and the E-field probe to be calibrated must be considered. However, several problems limit the available accuracy of probe calibrations with temperature probes:

Unless otherwise stated the results shown in this test report refer only to the sample(s) tested and such sample(s) are retained for 90 days only.
除非另有說明，此報告結果僅對測試之樣品負責，同時此樣品僅保留90天。本報告未經本公司書面許可，不可部份複製。

This document is issued by the Company subject to its General Conditions of Service printed overleaf, available on request or accessible at www.sgs.com/terms_and_conditions.htm and for electronic format documents, subject to Terms and Conditions for Electronic Documents at www.sgs.com/terms_e-document.htm. Attention is drawn to the limitation of liability, indemnification and jurisdiction issues defined therein. Any holder of this document is advised that information contained hereon reflects the Company's findings at the time of its intervention only and within the limits of Client's instructions, if any. The Company's sole responsibility is to its Client and this document does not exonerate parties to a transaction from exercising all their rights and obligations under the transaction documents. This document cannot be reproduced except in full, without prior written approval of the Company. Any unauthorized alteration, forgery or falsification of the content or appearance of this document is unlawful and offenders may be prosecuted to the fullest extent of the law.

1. The temperature gradient is not directly measurable but must be evaluated from temperature measurements at different time steps. Special precaution is necessary to avoid measurement errors caused by temperature gradients due to energy equalizing effects or convection currents in the liquid. Such effects cannot be completely avoided, as the measured field itself destroys the thermal equilibrium in the liquid. With a careful setup these errors can be kept small.
2. The measured volume around the temperature probe is not well defined. It is difficult to calculate the energy transfer from a surrounding gradient temperature field into the probe. These effects must be considered, since temperature probes are calibrated in liquid with homogeneous temperatures. There is no traceable standard for temperature rise measurements.
3. The calibration depends on the assessment of the specific density, the heat capacity and the conductivity of the medium. While the specific density and heat capacity can be measured accurately with standardized procedures ($\sim 2\%$ for c ; much better for ρ), there is no standard for the measurement of the conductivity. Depending on the method and liquid, the error can well exceed $\pm 5\%$.
4. Temperature rise measurements are not very sensitive and therefore are often performed at a higher power level than the E-field measurements. The nonlinearities in the system (e.g., power measurements, different components, etc.) must be considered.

Considering these problems, the possible accuracy of the calibration of E-field probes with temperature gradient measurements in a carefully designed setup is about $\pm 10\%$ (RSS) [2]. Recently, a setup which is a combination of the waveguide techniques and the thermal measurements was presented in [3]. The estimated uncertainty of the setup is $\pm 5\%$ (RSS) when the same liquid is used for the calibration and for actual measurements and $\pm 7-9\%$ (RSS) when not, which is in good agreement with the estimates given in [2].

1.12.2 Calibration with Analytical Fields

In this method a technical setup is used in which the field can be calculated analytically from measurements of other physical magnitudes (e.g., input power). This corresponds to the standard field method for probe calibration in air; however, there is no standard defined for fields in lossy liquids.

When using calculated fields in lossy liquids for probe calibration, several points must be considered in the assessment of the uncertainty:

1. The setup must enable accurate determination of the incident power.

Unless otherwise stated the results shown in this test report refer only to the sample(s) tested and such sample(s) are retained for 90 days only.
除非另有說明，此報告結果僅對測試之樣品負責，同時此樣品僅保留90天。本報告未經本公司書面許可，不可部份複製。

This document is issued by the Company subject to its General Conditions of Service printed overleaf, available on request or accessible at www.sgs.com/terms_and_conditions.htm and for electronic format documents, subject to Terms and Conditions for Electronic Documents at www.sgs.com/terms_e-document.htm. Attention is drawn to the limitation of liability, indemnification and jurisdiction issues defined therein. Any holder of this document is advised that information contained hereon reflects the Company's findings at the time of its intervention only and within the limits of Client's instructions, if any. The Company's sole responsibility is to its Client and this document does not exonerate parties to a transaction from exercising all their rights and obligations under the transaction documents. This document cannot be reproduced except in full, without prior written approval of the Company. Any unauthorized alteration, forgery or falsification of the content or appearance of this document is unlawful and offenders may be prosecuted to the fullest extent of the law.

2. The accuracy of the calculated field strength will depend on the assessment of the dielectric parameters of the liquid.
3. Due to the small wavelength in liquids with high permittivity, even small setups might be above the resonant cutoff frequencies. The field distribution in the setup must be carefully checked for conformity with the theoretical field distribution.

References

1. N. Kuster, Q. Balzano, and J.C. Lin, Eds., *Mobile Communications Safety*, Chapman & Hall, London, 1997.
2. K. Meier, M. Burkhardt, T. Schmid, and N. Kuster, "Broadband calibration of E-field probes in lossy media", *IEEE Transactions on Microwave Theory and Techniques*, vol. 44, no. 10, pp. 1954-1962, Oct. 1996.
3. K. Jokela, P. Hyysalo, and L. Puranen, "Calibration of specific absorption rate (SAR) probes in waveguide at 900 MHz", *IEEE Transactions on Instrumentation and Measurements*, vol. 47, no. 2, pp. 432-438, Apr. 1998.

Unless otherwise stated the results shown in this test report refer only to the sample(s) tested and such sample(s) are retained for 90 days only.

除非另有說明，此報告結果僅對測試之樣品負責，同時此樣品僅保留90天。本報告未經本公司書面許可，不可部份複製。

This document is issued by the Company subject to its General Conditions of Service printed overleaf, available on request or accessible at www.sgs.com/terms_and_conditions.htm and for electronic format documents, subject to Terms and Conditions for Electronic Documents at www.sgs.com/terms_e-document.htm. Attention is drawn to the limitation of liability, indemnification and jurisdiction issues defined therein. Any holder of this document is advised that information contained hereon reflects the Company's findings at the time of its intervention only and within the limits of Client's instructions, if any. The Company's sole responsibility is to its Client and this document does not exonerate parties to a transaction from exercising all their rights and obligations under the transaction documents. This document cannot be reproduced except in full, without prior written approval of the Company. Any unauthorized alteration, forgery or falsification of the content or appearance of this document is unlawful and offenders may be prosecuted to the fullest extent of the law.

1.13 Test Standards and Limits

According to FCC 47CFR §2.1093(d) The limits to be used for evaluation are based generally on criteria published by the American National Standards Institute (ANSI) for localized specific absorption rate (“SAR”) in Section 4.2 of “IEEE Standard for Safety Levels with Respect to Human Exposure to Radio Frequency Electromagnetic Fields, 3 kHz to 300 GHz,” ANSI/IEEE C95.1, By the Institute of Electrical and Electronics Engineers, Inc., New York, New York 10017. These criteria for SAR evaluation are similar to those recommended by the National Council on Radiation Protection and Measurements (NCRP) in “Biological Effects and Exposure Criteria for Radio frequency Electromagnetic Fields,” NCRP Report No. 86, Section 17.4.5. Copyright NCRP, 1986, Bethesda, Maryland 20814. SAR is a measure of the rate of energy absorption due to exposure to an RF transmitting source. SAR values have been related to threshold levels for potential biological hazards. The criteria to be used are specified in paragraphs (d)(1) and (d)(2) of this section and shall apply for portable devices transmitting in the frequency range from 100 kHz to 6 GHz. Portable devices that transmit at frequencies above 6 GHz are to be evaluated in terms of the MPE limits specified in § 1.1310 of this chapter. Measurements and calculations to demonstrate compliance with MPE field strength or power density limits for devices operating above 6 GHz should be made at a minimum distance of 5 cm from the radiating source.

1. Limits for Occupational/Controlled exposure: 0.4 W/kg as averaged over the whole-body and spatial peak SAR not exceeding 8 W/kg as averaged over any 1 gram of tissue (defined as a tissue volume in the shape of a cube). Exceptions are the hands, wrists, feet and ankles where the spatial peak SAR shall not exceed 20 W/kg, as averaged over an 10 grams of tissue (defined as a tissue volume in the shape of a cube).
2. Occupational/Controlled limits apply when persons are exposed as a consequence of their employment provided these persons are fully aware of and exercise control over their exposure. Awareness of exposure can be accomplished by use of warning labels or by specific training or education through appropriate means, such as an RF safety program in a work environment.
3. Limits for General Population/Uncontrolled exposure: 0.08 W/kg as averaged over the whole-body and spatial peak SAR not exceeding 1.6 W/kg as averaged over any 1 gram of tissue (defined as a tissue volume in the shape

Unless otherwise stated the results shown in this test report refer only to the sample(s) tested and such sample(s) are retained for 90 days only.

除非另有說明，此報告結果僅對測試之樣品負責，同時此樣品僅保留90天。本報告未經本公司書面許可，不可部份複製。

This document is issued by the Company subject to its General Conditions of Service printed overleaf, available on request or accessible at www.sgs.com/terms_and_conditions.htm and for electronic format documents, subject to Terms and Conditions for Electronic Documents at www.sgs.com/terms_e-document.htm. Attention is drawn to the limitation of liability, indemnification and jurisdiction issues defined therein. Any holder of this document is advised that information contained hereon reflects the Company's findings at the time of its intervention only and within the limits of Client's instructions, if any. The Company's sole responsibility is to its Client and this document does not exonerate parties to a transaction from exercising all their rights and obligations under the transaction documents. This document cannot be reproduced except in full, without prior written approval of the Company. Any unauthorized alteration, forgery or falsification of the content or appearance of this document is unlawful and offenders may be prosecuted to the fullest extent of the law.

of a cube). Exceptions are the hands, wrists, feet and ankles where the spatial peak SAR shall not exceed 4 W/kg, as averaged over any 10 grams of tissue (defined as a tissue volume in the shape of a cube). General Population/Uncontrolled limits apply when the general public may be exposed, or when persons that are exposed as a consequence of their employment may not be fully aware of the potential for exposure or do not exercise control over their exposure. Warning labels placed on consumer devices such as cellular telephones will not be sufficient reason to allow these devices to be evaluated subject to limits for occupational/controlled exposure in paragraph (d)(1) of this section. (Table 4.)

Human Exposure	Uncontrolled Environment General Population	Controlled Environment Occupational
Spatial Peak SAR (Brain)	1.60 W/Kg	8.00 W/Kg
Spatial Average SAR (Whole Body)	0.08 W/Kg	0.40 W/Kg
Spatial Peak SAR (Hands/Feet/Ankle/Wrist)	4.00 W/Kg	20.00 W/Kg

Table 4. RF exposure limits

Notes:

1. Uncontrolled environments are defined as locations where there is potential exposure of individuals who have no knowledge or control of their potential exposure.
2. Controlled environments are defined as locations where there is potential exposure of individuals who have knowledge of their potential exposure and can exercise control over their exposure.

Unless otherwise stated the results shown in this test report refer only to the sample(s) tested and such sample(s) are retained for 90 days only.

除非另有說明，此報告結果僅對測試之樣品負責，同時此樣品僅保留90天。本報告未經本公司書面許可，不可部份複製。

This document is issued by the Company subject to its General Conditions of Service printed overleaf, available on request or accessible at www.sgs.com/terms_and_conditions.htm and for electronic format documents, subject to Terms and Conditions for Electronic Documents at www.sgs.com/terms_e-document.htm. Attention is drawn to the limitation of liability, indemnification and jurisdiction issues defined therein. Any holder of this document is advised that information contained hereon reflects the Company's findings at the time of its intervention only and within the limits of Client's instructions, if any. The Company's sole responsibility is to its Client and this document does not exonerate parties to a transaction from exercising all their rights and obligations under the transaction documents. This document cannot be reproduced except in full, without prior written approval of the Company. Any unauthorized alteration, forgery or falsification of the content or appearance of this document is unlawful and offenders may be prosecuted to the fullest extent of the law.

2. Summary of Results

WCDMA Band II

Mode	Position	Distance (mm)	CH	Freq. (MHz)	Max. Rated Avg. Power + Max. Tolerance (dBm)	Measured Avg. Power (dBm)	Scaling	Averaged SAR over 1g (W/kg)		Plot page
								Measured	Reported	
WCDMA Band II	Back side	0	9262	1852.4	17.50	17.45	1.16%	0.064	0.065	-
	Top side	0	9262	1852.4	17.50	17.45	1.16%	0.627	0.634	-
	Bottom side	0	9262	1852.4	17.50	17.45	1.16%	0.013	0.014	-
	Right side	0	9262	1852.4	17.50	17.45	1.16%	0.022	0.023	-
	Left side	0	9262	1852.4	17.50	17.45	1.16%	1.360	1.376	276
	Left side*	0	9262	1852.4	17.50	17.45	1.16%	1.330	1.345	-
	Left side	0	9400	1880	17.50	17.43	1.62%	1.280	1.301	-
	Left side	0	9538	1907.6	17.50	16.92	14.29%	1.150	1.314	-

* - repeated at the highest SAR measurement according to the KDB 865664 D01

WCDMA Band IV

Mode	Position	Distance (mm)	CH	Freq. (MHz)	Max. Rated Avg. Power + Max. Tolerance (dBm)	Measured Avg. Power (dBm)	Scaling	Averaged SAR over 1g (W/kg)		Plot page
								Measured	Reported	
WCDMA Band IV	Back side	0	1513	1752.6	18.5	18.43	1.62%	0.053	0.054	-
	Top side	0	1513	1752.6	18.5	18.43	1.62%	0.463	0.471	-
	Bottom side	0	1513	1752.6	18.5	18.43	1.62%	0.013	0.013	-
	Right side	0	1513	1752.6	18.5	18.43	1.62%	0.021	0.021	-
	Left side	0	1312	1712.4	18.5	18.18	7.65%	1.030	1.109	-
	Left side	0	1412	1732.4	18.5	18.31	4.47%	1.070	1.118	-
	Left side	0	1513	1752.6	18.5	18.43	1.62%	1.280	1.301	277
	Left side*	0	1513	1752.6	18.5	18.43	1.62%	1.260	1.280	-

* - repeated at the highest SAR measurement according to the KDB 865664 D01

Unless otherwise stated the results shown in this test report refer only to the sample(s) tested and such sample(s) are retained for 90 days only.

除非另有說明，此報告結果僅對測試之樣品負責，同時此樣品僅保留90天。本報告未經本公司書面許可，不可部份複製。

This document is issued by the Company subject to its General Conditions of Service printed overleaf, available on request or accessible at www.sgs.com/terms_and_conditions.htm and for electronic format documents, subject to Terms and Conditions for Electronic Documents at www.sgs.com/terms_e-document.htm. Attention is drawn to the limitation of liability, indemnification and jurisdiction issues defined therein. Any holder of this document is advised that information contained hereon reflects the Company's findings at the time of its intervention only and within the limits of Client's instructions, if any. The Company's sole responsibility is to its Client and this document does not exonerate parties to a transaction from exercising all their rights and obligations under the transaction documents. This document cannot be reproduced except in full, without prior written approval of the Company. Any unauthorized alteration, forgery or falsification of the content or appearance of this document is unlawful and offenders may be prosecuted to the fullest extent of the law.

WCDMA Band V

Mode	Position	Distance (mm)	CH	Freq. (MHz)	Max. Rated Avg. Power + Max. Tolerance (dBm)	Measured Avg. Power (dBm)	Scaling	Averaged SAR over 1g (W/kg)		Plot page
								Measured	Reported	
WCDMA Band V	Back side	0	4233	846.6	22.5	22.45	1.16%	0.189	0.191	-
	Top side	0	4132	826.4	22.500	22.280	5.20%	1.060	1.115	-
	Top side	0	4183	836.6	22.500	22.260	5.68%	1.170	1.236	-
	Top side	0	4233	846.6	22.500	22.450	1.16%	1.240	1.254	-
	Bottom side	0	4233	846.6	22.5	22.45	1.16%	0.020	0.020	-
	Right side	0	4233	846.6	22.5	22.45	1.16%	0.013	0.013	-
	Left side	0	4132	826.4	22.5	22.28	5.20%	1.250	1.315	-
	Left side	0	4183	836.6	22.500	22.260	5.68%	1.340	1.416	-
	Left side	0	4233	846.6	22.5	22.45	1.16%	1.410	1.426	278
Left side*	0	4233	846.6	22.5	22.45	1.16%	1.390	1.406	-	

* - repeated at the highest SAR measurement according to the KDB 865664 D01

LTE FDD Band 2

Mode	Bandwidth (MHz)	Modulation	RB Size	RB start	Position	Distance (mm)	CH	Freq. (MHz)	Max. Rated Avg. Power + Max. Tolerance (dBm)	Measured Avg. Power (dBm)	Scaling	Averaged SAR over 1g (W/kg)		Plot page
												Measured	Reported	
LTE Band 2	20MHz	QPSK	1 RB	0	Back side	0	18700	1860	17.5	17.37	3.04%	0.061	0.063	-
					Top side	0	18700	1860	17.5	17.37	3.04%	0.591	0.609	-
					Bottom side	0	18700	1860	17.5	17.37	3.04%	0.012	0.013	-
					Right side	0	18700	1860	17.5	17.37	3.04%	0.020	0.021	-
					Left side	0	18700	1860	17.5	17.37	3.04%	1.340	1.381	279
					Left side*	0	18700	1860	17.5	17.37	3.04%	1.320	1.360	-
					Left side	0	19100	1900	17.5	16.99	12.46%	1.150	1.293	-
					Left side	0	18900	1880	17.5	17.34	3.75%	1.230	1.276	-
					Left side	0	18700	1860	17.5	17.30	4.71%	1.280	1.340	-
					Left side	0	19100	1900	17.5	16.86	15.88%	1.140	1.321	-
					Back side	0	18900	1880	17.5	17.37	3.04%	0.060	0.062	-
					Top side	0	18900	1880	17.5	17.37	3.04%	0.576	0.594	-
				Bottom side	0	18900	1880	17.5	17.37	3.04%	0.012	0.012	-	
				Right side	0	18900	1880	17.5	17.37	3.04%	0.018	0.019	-	
				Left side	0	18900	1880	17.5	17.37	3.04%	1.130	1.164	-	
				Back side	0	18900	1880	17.5	17.48	0.46%	0.061	0.061	-	
				Top side	0	18900	1880	17.5	17.48	0.46%	0.565	0.568	-	
				Bottom side	0	18900	1880	17.5	17.48	0.46%	0.012	0.012	-	
				Right side	0	18900	1880	17.5	17.48	0.46%	0.020	0.020	-	
				Left side	0	18700	1860	17.5	17.34	3.75%	1.300	1.349	-	
				Left side	0	18900	1880	17.5	17.48	0.46%	1.290	1.296	-	
				Left side	0	19100	1900	17.5	16.86	15.88%	1.150	1.333	-	

* - repeated at the highest SAR measurement according to the KDB 865664 D01

Unless otherwise stated the results shown in this test report refer only to the sample(s) tested and such sample(s) are retained for 90 days only.

除非另有說明，此報告結果僅對測試之樣品負責，同時此樣品僅保留90天。本報告未經本公司書面許可，不可部份複製。

This document is issued by the Company subject to its General Conditions of Service printed overleaf, available on request or accessible at www.sgs.com/terms_and_conditions.htm and for electronic format documents, subject to Terms and Conditions for Electronic Documents at www.sgs.com/terms_e-document.htm. Attention is drawn to the limitation of liability, indemnification and jurisdiction issues defined therein. Any holder of this document is advised that information contained hereon reflects the Company's findings at the time of its intervention only and within the limits of Client's instructions, if any. The Company's sole responsibility is to its Client and this document does not exonerate parties to a transaction from exercising all their rights and obligations under the transaction documents. This document cannot be reproduced except in full, without prior written approval of the Company. Any unauthorized alteration, forgery or falsification of the content or appearance of this document is unlawful and offenders may be prosecuted to the fullest extent of the law.

LTE FDD Band 4

Mode	Bandwidth (MHz)	Modulation	RB Size	RB start	Position	Distance (mm)	CH	Freq. (MHz)	Max. Rated Avg. Power + Max. Tolerance (dBm)	Measured Avg. Power (dBm)	Scaling	Averaged SAR over 1g (W/kg)		Plot page	
												Measured	Reported		
LTE Band 4	20MHz	QPSK	1 RB	0	Left side	0	20175	1732.5	18.5	18.27	5.44%	1.150	1.213	-	
				50	Left side	0	20050	1720	18.5	18.35	3.51%	1.110	1.149	-	
				99	Back side	0	20300	1745	18.5	18.41	2.09%	0.056	0.057	-	
					Top side	0	20300	1745	18.5	18.41	2.09%	0.495	0.505	-	
					Bottom side	0	20300	1745	18.5	18.41	2.09%	0.013	0.013	-	
					Right side	0	20300	1745	18.5	18.41	2.09%	0.021	0.022	-	
					Left side	0	20300	1745	18.5	18.41	2.09%	1.330	1.358	280	
					Left side*	0	20300	1745	18.5	18.41	2.09%	1.310	1.337	-	
				50 RB	0	Left side	0	20175	1732.5	18.5	18.18	7.65%	1.170	1.259	-
					25	Left side	0	20050	1720	18.5	18.33	3.99%	1.130	1.175	-
					50	Back side	0	20300	1745	18.5	18.36	3.28%	0.054	0.056	-
						Top side	0	20300	1745	18.5	18.36	3.28%	0.478	0.494	-
						Bottom side	0	20300	1745	18.5	18.36	3.28%	0.012	0.012	-
						Right side	0	20300	1745	18.5	18.36	3.28%	0.020	0.021	-
				100 RB	Left side	0	20300	1745	18.5	18.36	3.28%	1.260	1.301	-	
					Back side	0	20300	1745	18.5	18.48	0.46%	0.055	0.055	-	
					Top side	0	20300	1745	18.5	18.48	0.46%	0.481	0.483	-	
					Bottom side	0	20300	1745	18.5	18.48	0.46%	0.013	0.013	-	
					Right side	0	20300	1745	18.5	18.48	0.46%	0.019	0.019	-	
					Left side	0	20050	1720	18.5	18.31	4.47%	1.140	1.191	-	
				Left side	0	20175	1732.5	18.5	18.23	6.41%	1.190	1.266	-		
				Left side	0	20300	1745	18.5	18.48	0.46%	1.300	1.306	-		

* - repeated at the highest SAR measurement according to the KDB 865664 D01

Unless otherwise stated the results shown in this test report refer only to the sample(s) tested and such sample(s) are retained for 90 days only.

除非另有說明，此報告結果僅對測試之樣品負責，同時此樣品僅保留90天。本報告未經本公司書面許可，不可部份複製。

This document is issued by the Company subject to its General Conditions of Service printed overleaf, available on request or accessible at www.sgs.com/terms_and_conditions.htm and for electronic format documents, subject to Terms and Conditions for Electronic Documents at www.sgs.com/terms_e-document.htm. Attention is drawn to the limitation of liability, indemnification and jurisdiction issues defined therein. Any holder of this document is advised that information contained hereon reflects the Company's findings at the time of its intervention only and within the limits of Client's instructions, if any. The Company's sole responsibility is to its Client and this document does not exonerate parties to a transaction from exercising all their rights and obligations under the transaction documents. This document cannot be reproduced except in full, without prior written approval of the Company. Any unauthorized alteration, forgery or falsification of the content or appearance of this document is unlawful and offenders may be prosecuted to the fullest extent of the law.

LTE FDD Band 5

Mode	Bandwidth (MHz)	Modulation	RB Size	RB start	Position	Distance (mm)	CH	Freq. (MHz)	Max. Rated Avg. Power + Max. Tolerance (dBm)	Measured Avg. Power (dBm)	Scaling	Averaged SAR over 1g (W/kg)		Plot page	
												Measured	Reported		
LTE Band 5	10MHz	QPSK	1 RB	0	Back side	0	20600	844	22.5	22.48	0.46%	0.162	0.163	-	
					Top side	0	20525	836.5	22.5	22.34	3.75%	1.080	1.121	-	
					Top side	0	20600	844	22.5	22.48	0.46%	1.150	1.155	-	
					Bottom side	0	20600	844	22.5	22.48	0.46%	0.017	0.017	-	
					Right side	0	20600	844	22.5	22.48	0.46%	0.012	0.012	-	
					Left side	0	20525	836.5	22.5	22.34	3.75%	1.210	1.255	-	
				49	Left side	0	20600	844	22.5	22.48	0.46%	1.270	1.276	281	
					Left side*	0	20600	844	22.5	22.48	0.46%	1.250	1.256	-	
					Top side	0	20450	829	22.5	22.26	5.68%	1.040	1.099	-	
					Left side	0	20450	829	22.5	22.26	5.68%	1.190	1.258	-	
					Back side	0	20600	844	21.5	21.49	0.23%	0.127	0.127	-	
					Top side	0	20600	844	21.5	21.49	0.23%	0.910	0.912	-	
			25 RB	0	Bottom side	0	20600	844	21.5	21.49	0.23%	0.014	0.014	-	
					Right side	0	20600	844	21.5	21.49	0.23%	0.009	0.009	-	
					Left side	0	20600	844	21.5	21.49	0.23%	1.030	1.032	-	
					Top side	0	20525	836.5	21.5	21.43	1.62%	0.863	0.877	-	
					Left side	0	20525	836.5	21.5	21.43	1.62%	0.989	1.005	-	
					Left side	0	20450	829	21.5	21.45	1.16%	0.892	0.902	-	
				12	Left side	0	20450	829	21.5	21.45	1.16%	0.992	1.003	-	
					Back side	0	20450	829	21.5	21.48	0.46%	0.121	0.122	-	
					Top side	0	20450	829	21.5	21.48	0.46%	0.902	0.906	-	
					Top side	0	20525	836.5	21.5	21.40	2.33%	0.879	0.899	-	
					Top side	0	20600	844	21.5	21.47	0.69%	0.911	0.917	-	
					Bottom side	0	20450	829	21.5	21.48	0.46%	0.013	0.013	-	
			50 RB	0	Right side	0	20450	829	21.5	21.48	0.46%	0.010	0.010	-	
					Left side	0	20450	829	21.5	21.48	0.46%	0.990	0.995	-	
					Left side	0	20525	836.5	21.5	21.40	2.33%	0.988	1.011	-	
					Left side	0	20600	844	21.5	21.47	0.69%	1.010	1.017	-	
					Back side	0	21100	2535	17	17.00	0.00%	0.131	0.131	-	
					Top side	0	21100	2535	17	17.00	0.00%	0.404	0.404	282	
				1 RB	0	Bottom side	0	21100	2535	17	17.00	0.00%	0.067	0.067	-
						Right side	0	21100	2535	17	17.00	0.00%	0.007	0.007	-
						Left side	0	21100	2535	17	17.00	0.00%	0.107	0.107	-
						Top side	0	21350	2560	17	16.91	2.09%	0.282	0.288	-
						Top side	0	20850	2510	17	16.93	1.62%	0.330	0.335	-
						Back side	0	21100	2535	17	16.98	0.46%	0.128	0.129	-
50 RB	50	Top side	0		21100	2535	17	16.98	0.46%	0.350	0.352	-			
		Bottom side	0		21100	2535	17	16.98	0.46%	0.065	0.065	-			
		Right side	0		21100	2535	17	16.98	0.46%	0.007	0.007	-			
		Left side	0		21100	2535	17	16.98	0.46%	0.102	0.102	-			
		Back side	0		21350	2560	17	16.96	0.93%	0.108	0.109	-			
		Top side	0		21350	2560	17	16.96	0.93%	0.216	0.218	-			
	100 RB	0	Bottom side	0	21350	2560	17	16.96	0.93%	0.054	0.054	-			
			Right side	0	21350	2560	17	16.96	0.93%	0.006	0.006	-			
			Left side	0	21350	2560	17	16.96	0.93%	0.084	0.085	-			

* - repeated at the highest SAR measurement according to the KDB 865664 D01

LTE FDD Band 7

Mode	Bandwidth (MHz)	Modulation	RB Size	RB start	Position	Distance (mm)	CH	Freq. (MHz)	Max. Rated Avg. Power + Max. Tolerance (dBm)	Measured Avg. Power (dBm)	Scaling	Averaged SAR over 1g (W/kg)		Plot page
												Measured	Reported	
LTE Band 7	20MHz	QPSK	1 RB	0	Back side	0	21100	2535	17	17.00	0.00%	0.131	0.131	-
					Top side	0	21100	2535	17	17.00	0.00%	0.404	0.404	282
					Bottom side	0	21100	2535	17	17.00	0.00%	0.067	0.067	-
					Right side	0	21100	2535	17	17.00	0.00%	0.007	0.007	-
					Left side	0	21100	2535	17	17.00	0.00%	0.107	0.107	-
					Top side	0	21350	2560	17	16.91	2.09%	0.282	0.288	-
				50	Top side	0	20850	2510	17	16.93	1.62%	0.330	0.335	-
					Back side	0	21100	2535	17	16.98	0.46%	0.128	0.129	-
					Top side	0	21100	2535	17	16.98	0.46%	0.350	0.352	-
					Bottom side	0	21100	2535	17	16.98	0.46%	0.065	0.065	-
					Right side	0	21100	2535	17	16.98	0.46%	0.007	0.007	-
					Left side	0	21100	2535	17	16.98	0.46%	0.102	0.102	-
			100 RB	0	Back side	0	21350	2560	17	16.96	0.93%	0.108	0.109	-
					Top side	0	21350	2560	17	16.96	0.93%	0.216	0.218	-
					Bottom side	0	21350	2560	17	16.96	0.93%	0.054	0.054	-
					Right side	0	21350	2560	17	16.96	0.93%	0.006	0.006	-
					Left side	0	21350	2560	17	16.96	0.93%	0.084	0.085	-

Unless otherwise stated the results shown in this test report refer only to the sample(s) tested and such sample(s) are retained for 90 days only.

除非另有說明，此報告結果僅對測試之樣品負責，同時此樣品僅保留90天。本報告未經本公司書面許可，不可部份複製。

This document is issued by the Company subject to its General Conditions of Service printed overleaf, available on request or accessible at www.sgs.com/terms_and_conditions.htm and for electronic format documents, subject to Terms and Conditions for Electronic Documents at www.sgs.com/terms_e-document.htm. Attention is drawn to the limitation of liability, indemnification and jurisdiction issues defined therein. Any holder of this document is advised that information contained hereon reflects the Company's findings at the time of its intervention only and within the limits of Client's instructions, if any. The Company's sole responsibility is to its Client and this document does not exonerate parties to a transaction from exercising all their rights and obligations under the transaction documents. This document cannot be reproduced except in full, without prior written approval of the Company. Any unauthorized alteration, forgery or falsification of the content or appearance of this document is unlawful and offenders may be prosecuted to the fullest extent of the law.

LTE FDD Band 12

Mode	Bandwidth (MHz)	Modulation	RB Size	RB start	Position	Distance (mm)	CH	Freq. (MHz)	Max. Rated Avg. Power + Max. Tolerance (dBm)	Measured Avg. Power (dBm)	Scaling	Averaged SAR over 1g (W/kg)		Plot page
												Measured	Reported	
LTE Band 12	10MHz	QPSK	1 RB	25	Back side	0	23095	707.5	21	20.96	0.93%	0.167	0.169	-
					Top side	0	23060	704	21	20.89	2.57%	1.160	1.190	-
					Top side	0	23095	707.5	21	20.96	0.93%	1.110	1.120	-
					Bottom side	0	23095	707.5	21	20.96	0.93%	0.018	0.018	-
					Right side	0	23095	707.5	21	20.96	0.93%	0.011	0.011	-
					Left side	0	23060	704	21	20.89	2.57%	1.240	1.272	-
				49	Left side	0	23095	707.5	21	20.96	0.93%	1.230	1.241	-
					Top side	0	23130	711	21	20.95	1.16%	1.070	1.082	-
					Left side	0	23130	711	21	20.95	1.16%	1.270	1.285	-
					Top side	0	23095	707.5	21	20.61	9.40%	1.120	1.225	-
					Top side	0	23130	711	21	20.45	13.50%	1.080	1.226	-
					Left side	0	23095	707.5	21	20.61	9.40%	1.230	1.346	-
			25 RB	0	Left side	0	23130	711	21	20.45	13.50%	1.190	1.351	-
					Back side	0	23060	704	21	20.76	5.68%	0.172	0.182	-
					Top side	0	23060	704	21	20.76	5.68%	1.170	1.236	-
					Bottom side	0	23060	704	21	20.76	5.68%	0.019	0.020	-
					Right side	0	23060	704	21	20.76	5.68%	0.012	0.012	-
					Left side	0	23060	704	21	20.76	5.68%	1.270	1.342	-
				12	Back side	0	23060	704	21	20.82	4.23%	0.175	0.182	-
					Top side	0	23060	704	21	20.82	4.23%	1.200	1.251	-
					Top side	0	23095	707.5	21	20.69	7.40%	1.120	1.203	-
					Top side	0	23130	711	21	20.62	9.14%	1.130	1.233	-
					Bottom side	0	23060	704	21	20.82	4.23%	0.019	0.020	-
					Right side	0	23060	704	21	20.82	4.23%	0.012	0.013	-
			50 RB	Left side	0	23060	704	21	20.82	4.23%	1.300	1.355	283	
				Left side*	0	23060	704	21	20.82	4.23%	1.280	1.334	-	
				Left side	0	23095	707.5	21	20.69	7.40%	1.240	1.332	-	
				Left side	0	23130	711	21	20.62	9.14%	1.230	1.342	-	

* - repeated at the highest SAR measurement according to the KDB 865664 D01

Unless otherwise stated the results shown in this test report refer only to the sample(s) tested and such sample(s) are retained for 90 days only.

除非另有說明，此報告結果僅對測試之樣品負責，同時此樣品僅保留90天。本報告未經本公司書面許可，不可部份複製。

This document is issued by the Company subject to its General Conditions of Service printed overleaf, available on request or accessible at www.sgs.com/terms_and_conditions.htm and for electronic format documents, subject to Terms and Conditions for Electronic Documents at www.sgs.com/terms_e-document.htm. Attention is drawn to the limitation of liability, indemnification and jurisdiction issues defined therein. Any holder of this document is advised that information contained hereon reflects the Company's findings at the time of its intervention only and within the limits of Client's instructions, if any. The Company's sole responsibility is to its Client and this document does not exonerate parties to a transaction from exercising all their rights and obligations under the transaction documents. This document cannot be reproduced except in full, without prior written approval of the Company. Any unauthorized alteration, forgery or falsification of the content or appearance of this document is unlawful and offenders may be prosecuted to the fullest extent of the law.

LTE FDD Band 13

Mode	Bandwidth (MHz)	Modulation	RB Size	RB start	Position	Distance (mm)	CH	Freq. (MHz)	Max. Rated Avg. Power + Max. Tolerance (dBm)	Measured Avg. Power (dBm)	Scaling	Averaged SAR over 1g (W/kg)		Plot page	
												Measured	Reported		
LTE Band 13	10MHz	QPSK	1 RB	0	Top side	0	23230	782	22.5	22.11	9.40%	1.090	1.192	-	
					Left side	0	23230	782	22.5	22.11	9.40%	1.240	1.357	284	
					Left side*	0	23230	782	22.5	22.11	9.40%	1.220	1.335	-	
				25	Back side	0	23230	782	22.5	22.32	4.23%	0.186	0.194	-	
					Top side	0	23230	782	22.5	22.32	4.23%	1.060	1.105	-	
					Bottom side	0	23230	782	22.5	22.32	4.23%	0.020	0.020	-	
				49	Right side	0	23230	782	22.5	22.32	4.23%	0.013	0.013	-	
					Left side	0	23230	782	22.5	22.32	4.23%	1.150	1.199	-	
					Top side	0	23230	782	22.5	22.06	10.66%	1.010	1.118	-	
				25 RB	0	Left side	0	23230	782	22.5	22.06	10.66%	1.120	1.239	-
						Back side	0	23230	782	22.5	22.01	11.94%	0.181	0.203	-
						Top side	0	23230	782	22.5	22.01	11.94%	1.050	1.175	-
			12		Bottom side	0	23230	782	22.5	22.01	11.94%	0.019	0.021	-	
					Right side	0	23230	782	22.5	22.01	11.94%	0.012	0.013	-	
					Left side	0	23230	782	22.5	22.01	11.94%	1.160	1.299	-	
			25		Top side	0	23230	782	22.5	21.83	16.68%	1.020	1.190	-	
					Left side	0	23230	782	22.5	21.83	16.68%	1.130	1.318	-	
					Top side	0	23230	782	22.5	21.91	14.55%	1.030	1.180	-	
			50 RB		Left side	0	23230	782	22.5	21.91	14.55%	1.150	1.317	-	
					Back side	0	23230	782	22.5	21.89	15.08%	0.171	0.197	-	
					Top side	0	23230	782	22.5	21.89	15.08%	1.010	1.162	-	
				Bottom side	0	23230	782	22.5	21.89	15.08%	0.016	0.019	-		
				Right side	0	23230	782	22.5	21.89	15.08%	0.011	0.013	-		
				Left side	0	23230	782	22.5	21.89	15.08%	1.030	1.185	-		

* - repeated at the highest SAR measurement according to the KDB 865664 D01

Unless otherwise stated the results shown in this test report refer only to the sample(s) tested and such sample(s) are retained for 90 days only.

除非另有說明，此報告結果僅對測試之樣品負責，同時此樣品僅保留90天。本報告未經本公司書面許可，不可部份複製。

This document is issued by the Company subject to its General Conditions of Service printed overleaf, available on request or accessible at www.sgs.com/terms_and_conditions.htm and for electronic format documents, subject to Terms and Conditions for Electronic Documents at www.sgs.com/terms_e-document.htm. Attention is drawn to the limitation of liability, indemnification and jurisdiction issues defined therein. Any holder of this document is advised that information contained hereon reflects the Company's findings at the time of its intervention only and within the limits of Client's instructions, if any. The Company's sole responsibility is to its Client and this document does not exonerate parties to a transaction from exercising all their rights and obligations under the transaction documents. This document cannot be reproduced except in full, without prior written approval of the Company. Any unauthorized alteration, forgery or falsification of the content or appearance of this document is unlawful and offenders may be prosecuted to the fullest extent of the law.

LTE FDD Band 17

Mode	Bandwidth (MHz)	Modulation	RB Size	RB start	Position	Distance (mm)	CH	Freq. (MHz)	Max. Rated Avg. Power + Max. Tolerance (dBm)	Measured Avg. Power (dBm)	Scaling	Averaged SAR over 1g (W/kg)		Plot page
												Measured	Reported	
LTE Band 17	10MHz	QPSK	1 RB	0	Back side	0	23780	709	21	20.99	0.23%	0.168	0.168	-
					Top side	0	23780	709	21	20.99	0.23%	1.140	1.143	-
					Bottom side	0	23780	709	21	20.99	0.23%	0.018	0.018	-
					Right side	0	23780	709	21	20.99	0.23%	0.011	0.011	-
					Left side	0	23780	709	21	20.99	0.23%	1.290	1.293	285
					Left side*	0	23780	709	21	20.99	0.23%	1.260	1.263	-
				25	Top side	0	23790	710	21	20.92	1.86%	1.040	1.059	-
					Top side	0	23800	711	21	20.96	0.93%	1.110	1.120	-
					Left side	0	23790	710	21	20.92	1.86%	1.210	1.232	-
					Left side	0	23800	711	21	20.96	0.93%	1.260	1.272	-
					Top side	0	23800	711	21	20.82	4.23%	1.060	1.105	-
					Left side	0	23800	711	21	20.82	4.23%	1.230	1.282	-
			25 RB	0	Back side	0	23780	709	21	20.91	2.09%	0.165	0.168	-
					Top side	0	23780	709	21	20.91	2.09%	1.060	1.082	-
					Top side	0	23790	710	21	20.78	5.20%	1.030	1.084	-
					Bottom side	0	23780	709	21	20.91	2.09%	0.017	0.017	-
					Right side	0	23780	709	21	20.91	2.09%	0.011	0.011	-
					Left side	0	23780	709	21	20.91	2.09%	1.260	1.286	-
				12	Left side	0	23790	710	21	20.78	5.20%	1.220	1.283	-
					Back side	0	23780	709	21	20.89	2.57%	0.166	0.170	-
					Top side	0	23780	709	21	20.89	2.57%	1.070	1.097	-
					Top side	0	23790	710	21	20.84	3.75%	1.090	1.131	-
					Top side	0	23800	711	21	20.82	4.23%	1.050	1.094	-
					Bottom side	0	23780	709	21	20.89	2.57%	0.017	0.018	-
			50 RB	0	Right side	0	23780	709	21	20.89	2.57%	0.011	0.011	-
					Left side	0	23780	709	21	20.89	2.57%	1.260	1.292	-
					Left side	0	23790	710	21	20.84	3.75%	1.240	1.287	-
					Left side	0	23800	711	21	20.82	4.23%	1.230	1.282	-

* - repeated at the highest SAR measurement according to the KDB 865664 D01

Unless otherwise stated the results shown in this test report refer only to the sample(s) tested and such sample(s) are retained for 90 days only.

除非另有說明，此報告結果僅對測試之樣品負責，同時此樣品僅保留90天。本報告未經本公司書面許可，不可部份複製。

This document is issued by the Company subject to its General Conditions of Service printed overleaf, available on request or accessible at www.sgs.com/terms_and_conditions.htm and for electronic format documents, subject to Terms and Conditions for Electronic Documents at www.sgs.com/terms_e-document.htm. Attention is drawn to the limitation of liability, indemnification and jurisdiction issues defined therein. Any holder of this document is advised that information contained hereon reflects the Company's findings at the time of its intervention only and within the limits of Client's instructions, if any. The Company's sole responsibility is to its Client and this document does not exonerate parties to a transaction from exercising all their rights and obligations under the transaction documents. This document cannot be reproduced except in full, without prior written approval of the Company. Any unauthorized alteration, forgery or falsification of the content or appearance of this document is unlawful and offenders may be prosecuted to the fullest extent of the law.

LTE FDD Band 26

Mode	Bandwidth (MHz)	Modulation	RB Size	RB start	Position	Distance (mm)	CH	Freq. (MHz)	Max. Rated Avg. Power + Max. Tolerance (dBm)	Measured Avg. Power (dBm)	Scaling	Averaged SAR over 1g (W/kg)		Plot page
												Measured	Reported	
LTE Band 26	15MHz	QPSK	1 RB	74	Back side	0	26965	841.5	22.5	22.46	0.93%	0.185	0.187	-
					Top side	0	26825	822.5	22.5	22.23	6.41%	1.170	1.245	-
					Top side	0	26865	831.5	22.5	22.15	8.39%	1.120	1.214	-
					Top side	0	26965	841.5	22.5	22.46	0.93%	1.260	1.272	-
					Bottom side	0	26965	841.5	22.5	22.46	0.93%	0.019	0.020	-
					Right side	0	26965	841.5	22.5	22.46	0.93%	0.013	0.013	-
					Left side	0	26825	822.5	22.5	22.23	6.41%	1.120	1.192	-
					Left side	0	26865	831.5	22.5	22.15	8.39%	1.110	1.203	-
					Left side	0	26965	841.5	22.5	22.46	0.93%	1.290	1.302	286
					Left side*	0	26965	841.5	22.5	22.46	0.93%	1.270	1.282	-
					Top side	0	26825	822.5	21.5	21.42	1.86%	0.926	0.943	-
					Top side	0	26865	831.5	21.5	21.41	2.09%	0.905	0.924	-
					Left side	0	26825	822.5	21.5	21.42	1.86%	0.935	0.952	-
					Left side	0	26865	831.5	21.5	21.41	2.09%	0.921	0.940	-
					Back side	0	26965	841.5	21.5	21.49	0.23%	0.142	0.142	-
					Top side	0	26965	841.5	21.5	21.49	0.23%	0.935	0.937	-
					Bottom side	0	26965	841.5	21.5	21.49	0.23%	0.016	0.016	-
					Right side	0	26965	841.5	21.5	21.49	0.23%	0.011	0.011	-
			Left side	0	26965	841.5	21.5	21.49	0.23%	0.985	0.987	-		
			Back side	0	26965	841.5	21.5	21.48	0.46%	0.138	0.139	-		
			Top side	0	26825	822.5	21.5	21.34	3.75%	0.911	0.945	-		
			Top side	0	26865	831.5	21.5	21.42	1.86%	0.912	0.929	-		
			Top side	0	26965	841.5	21.5	21.48	0.46%	0.925	0.929	-		
			Bottom side	0	26965	841.5	21.5	21.48	0.46%	0.014	0.014	-		
			Right side	0	26965	841.5	21.5	21.48	0.46%	0.010	0.010	-		
			Left side	0	26825	822.5	21.5	21.34	3.75%	0.923	0.958	-		
			Left side	0	26865	831.5	21.5	21.42	1.86%	0.915	0.932	-		
			Left side	0	26965	841.5	21.5	21.48	0.46%	0.967	0.971	-		
			36 RB	18	Top side	0	26825	822.5	21.5	21.42	1.86%	0.926	0.943	-
					Top side	0	26865	831.5	21.5	21.41	2.09%	0.905	0.924	-
					Left side	0	26825	822.5	21.5	21.42	1.86%	0.935	0.952	-
					Left side	0	26865	831.5	21.5	21.41	2.09%	0.921	0.940	-
					Back side	0	26965	841.5	21.5	21.49	0.23%	0.142	0.142	-
					Top side	0	26965	841.5	21.5	21.49	0.23%	0.935	0.937	-
				37	Bottom side	0	26965	841.5	21.5	21.49	0.23%	0.016	0.016	-
					Right side	0	26965	841.5	21.5	21.49	0.23%	0.011	0.011	-
Left side	0	26965			841.5	21.5	21.49	0.23%	0.985	0.987	-			
Back side	0	26965			841.5	21.5	21.48	0.46%	0.138	0.139	-			
Top side	0	26825			822.5	21.5	21.34	3.75%	0.911	0.945	-			
Top side	0	26865			831.5	21.5	21.42	1.86%	0.912	0.929	-			
75 RB	Top side	0		26965	841.5	21.5	21.48	0.46%	0.925	0.929	-			
	Bottom side	0		26965	841.5	21.5	21.48	0.46%	0.014	0.014	-			
	Right side	0		26965	841.5	21.5	21.48	0.46%	0.010	0.010	-			
	Left side	0		26825	822.5	21.5	21.34	3.75%	0.923	0.958	-			
	Left side	0		26865	831.5	21.5	21.42	1.86%	0.915	0.932	-			
	Left side	0		26965	841.5	21.5	21.48	0.46%	0.967	0.971	-			

* - repeated at the highest SAR measurement according to the KDB 865664 D01

LTE FDD Band 30

Mode	Bandwidth (MHz)	Modulation	RB Size	RB start	Position	Distance (mm)	CH	Freq. (MHz)	Max. Rated Avg. Power + Max. Tolerance (dBm)	Measured Avg. Power (dBm)	Scaling	Averaged SAR over 1g (W/kg)		Plot page
												Measured	Reported	
LTE Band 30	10MHz	QPSK	1 RB	0	Back side	0	27710	2310	19	18.95	1.16%	0.184	0.186	-
					Top side	0	27710	2310	19	18.95	1.16%	0.763	0.772	-
					Bottom side	0	27710	2310	19	18.95	1.16%	0.066	0.067	-
					Right side	0	27710	2310	19	18.95	1.16%	0.013	0.013	-
					Left side	0	27710	2310	19	18.95	1.16%	0.912	0.923	-
					Left side	0	27710	2310	19	18.81	4.47%	0.923	0.964	-
				25	Left side	0	27710	2310	19	18.87	3.04%	0.926	0.954	-
					Left side	0	27710	2310	19	18.84	3.75%	0.930	0.965	-
					Back side	0	27710	2310	19	18.89	2.57%	0.218	0.224	-
					Top side	0	27710	2310	19	18.89	2.57%	0.812	0.833	-
					Bottom side	0	27710	2310	19	18.89	2.57%	0.067	0.069	-
					Right side	0	27710	2310	19	18.89	2.57%	0.013	0.014	-
				50 RB	Left side	0	27710	2310	19	18.89	2.57%	0.927	0.951	-
					Left side	0	27710	2310	19	18.85	3.51%	0.932	0.965	-
					Back side	0	27710	2310	19	19.00	0.00%	0.226	0.226	-
					Top side	0	27710	2310	19	19.00	0.00%	0.842	0.842	-
					Bottom side	0	27710	2310	19	19.00	0.00%	0.067	0.067	-
					Right side	0	27710	2310	19	19.00	0.00%	0.014	0.014	-
			Left side		0	27710	2310	19	19.00	0.00%	0.971	0.971	287	
			Left side*		0	27710	2310	19	19.00	0.00%	0.966	0.966	-	

* - repeated at the highest SAR measurement according to the KDB 865664 D01

Unless otherwise stated the results shown in this test report refer only to the sample(s) tested and such sample(s) are retained for 90 days only.

除非另有說明，此報告結果僅對測試之樣品負責，同時此樣品僅保留90天。本報告未經本公司書面許可，不可部份複製。

This document is issued by the Company subject to its General Conditions of Service printed overleaf, available on request or accessible at www.sgs.com/terms_and_conditions.htm and for electronic format documents, subject to Terms and Conditions for Electronic Documents at www.sgs.com/terms_e-document.htm. Attention is drawn to the limitation of liability, indemnification and jurisdiction issues defined therein. Any holder of this document is advised that information contained hereon reflects the Company's findings at the time of its intervention only and within the limits of Client's instructions, if any. The Company's sole responsibility is to its Client and this document does not exonerate parties to a transaction from exercising all their rights and obligations under the transaction documents. This document cannot be reproduced except in full, without prior written approval of the Company. Any unauthorized alteration, forgery or falsification of the content or appearance of this document is unlawful and offenders may be prosecuted to the fullest extent of the law.

LTE TDD Band 38

Mode	Bandwidth (MHz)	Modulation	RB Size	RB start	Position	Distance (mm)	CH	Freq. (MHz)	Max. Rated Avg. Power + Max. Tolerance (dBm)	Measured Avg. Power (dBm)	Scaling	Averaged SAR over 1g (W/kg)		Plot page
												Measured	Reported	
LTE Band 38	20MHz	QPSK	1 RB	0	Back side	0	38000	2595	24	22.78	32.43%	0.034	0.045	-
					Top side	0	38000	2595	24	22.78	32.43%	0.563	0.746	288
					Top side	0	38150	2610	24	22.49	41.58%	0.464	0.657	-
					Bottom side	0	38000	2595	24	22.78	32.43%	0.032	0.042	-
					Right side	0	38000	2595	24	22.78	32.43%	0.036	0.047	-
					Left side	0	38000	2595	24	22.78	32.43%	0.111	0.147	-
			99	Top side	0	37850	2580	24	22.30	47.91%	0.501	0.741	-	
			50 RB	0	Back side	0	38150	2610	23	21.52	40.60%	0.025	0.034	-
					Top side	0	38150	2610	23	21.52	40.60%	0.370	0.520	-
					Bottom side	0	38150	2610	23	21.52	40.60%	0.021	0.030	-
					Right side	0	38150	2610	23	21.52	40.60%	0.024	0.034	-
					Left side	0	38150	2610	23	21.52	40.60%	0.088	0.124	-
					99	Back side	0	38150	2610	23	21.50	41.25%	0.024	0.034
			100 RB	0	Top side	0	38150	2610	23	21.50	41.25%	0.362	0.511	-
					Bottom side	0	38150	2610	23	21.50	41.25%	0.021	0.029	-
					Right side	0	38150	2610	23	21.50	41.25%	0.024	0.033	-
					Left side	0	38150	2610	23	21.50	41.25%	0.084	0.119	-
					99	Top side	0	38150	2610	23	21.50	41.25%	0.362	0.511
Bottom side	0	38150			2610	23	21.50	41.25%	0.021	0.029	-			

LTE TDD Band 41

Mode	Bandwidth (MHz)	Modulation	RB Size	RB start	Position	Distance (mm)	CH	Freq. (MHz)	Max. Rated Avg. Power + Max. Tolerance (dBm)	Measured Avg. Power (dBm)	Scaling	Averaged SAR over 1g (W/kg)		Plot page	
												Measured	Reported		
LTE Band 41	20MHz	QPSK	1 RB	0	Back side	0	40620	2593	24	22.65	36.46%	0.036	0.050	-	
					Top side	0	40185	2549.5	24	22.44	43.22%	0.609	0.872	289	
					Top side	0	40620	2593	24	22.65	36.46%	0.577	0.787	-	
					Top side	0	41055	2636.5	24	22.61	37.72%	0.383	0.527	-	
					Top side	0	41490	2680	24	22.49	41.58%	0.405	0.573	-	
					Bottom side	0	40620	2593	24	22.65	36.46%	0.034	0.047	-	
				Right side	0	40620	2593	24	22.65	36.46%	0.040	0.055	-		
				Left side	0	40620	2593	24	22.65	36.46%	0.117	0.160	-		
				99	Top side	0	39750	2506	24	22.35	46.22%	0.540	0.790	-	
				50 RB	25	Back side	0	41055	2636.5	23	21.60	38.04%	0.026	0.035	-
						Top side	0	41055	2636.5	23	21.60	38.04%	0.292	0.403	-
						Bottom side	0	41055	2636.5	23	21.60	38.04%	0.024	0.033	-
			Right side			0	41055	2636.5	23	21.60	38.04%	0.026	0.035	-	
			Left side			0	41055	2636.5	23	21.60	38.04%	0.069	0.095	-	
			99			Back side	0	41055	2636.5	23	21.62	37.40%	0.025	0.034	-
			100 RB	0	Top side	0	41055	2636.5	23	21.62	37.40%	0.286	0.393	-	
					Bottom side	0	41055	2636.5	23	21.62	37.40%	0.021	0.029	-	
					Right side	0	41055	2636.5	23	21.62	37.40%	0.024	0.033	-	
					Left side	0	41055	2636.5	23	21.62	37.40%	0.071	0.098	-	
					99	Top side	0	41055	2636.5	23	21.62	37.40%	0.286	0.393	-
					Bottom side	0	41055	2636.5	23	21.62	37.40%	0.021	0.029	-	

Unless otherwise stated the results shown in this test report refer only to the sample(s) tested and such sample(s) are retained for 90 days only.

除非另有說明，此報告結果僅對測試之樣品負責，同時此樣品僅保留90天。本報告未經本公司書面許可，不可部份複製。

This document is issued by the Company subject to its General Conditions of Service printed overleaf, available on request or accessible at www.sgs.com/terms_and_conditions.htm and for electronic format documents, subject to Terms and Conditions for Electronic Documents at www.sgs.com/terms_e-document.htm. Attention is drawn to the limitation of liability, indemnification and jurisdiction issues defined therein. Any holder of this document is advised that information contained hereon reflects the Company's findings at the time of its intervention only and within the limits of Client's instructions, if any. The Company's sole responsibility is to its Client and this document does not exonerate parties to a transaction from exercising all their rights and obligations under the transaction documents. This document cannot be reproduced except in full, without prior written approval of the Company. Any unauthorized alteration, forgery or falsification of the content or appearance of this document is unlawful and offenders may be prosecuted to the fullest extent of the law.

LTE FDD Band 66

Mode	Bandwidth (MHz)	Modulation	RB Size	RB start	Position	Distance (mm)	CH	Freq. (MHz)	Max. Rated Avg. Power + Max. Tolerance (dBm)	Measured Avg. Power (dBm)	Scaling	Averaged SAR over 1g (W/kg)		Plot page
												Measured	Reported	
LTE Band 66	20MHz	QPSK	1 RB	0	Back side	0	132572	1770	18.5	18.45	1.16%	0.054	0.055	-
					Top side	0	132572	1770	18.5	18.45	1.16%	0.485	0.491	-
					Bottom side	0	132572	1770	18.5	18.45	1.16%	0.013	0.013	-
					Right side	0	132572	1770	18.5	18.45	1.16%	0.022	0.022	-
					Left side	0	132572	1770	18.5	18.45	1.16%	1.340	1.356	-
					Left side	0	132072	1720	18.5	18.29	4.95%	1.120	1.175	-
			50 RB	99	Left side	0	132322	1745	18.5	18.44	1.39%	1.300	1.318	-
					Left side	0	132572	1770	18.5	18.43	1.62%	1.350	1.372	-
				25	Left side	0	132072	1720	18.5	18.24	6.17%	1.150	1.221	-
					Back side	0	132322	1745	18.5	18.44	1.39%	0.052	0.053	-
				50	Top side	0	132322	1745	18.5	18.44	1.39%	0.462	0.468	-
					Bottom side	0	132322	1745	18.5	18.44	1.39%	0.013	0.013	-
					Right side	0	132322	1745	18.5	18.44	1.39%	0.022	0.022	-
					Left side	0	132322	1745	18.5	18.44	1.39%	1.220	1.237	-
					Back side	0	132322	1745	18.5	18.46	0.93%	0.054	0.054	-
					Top side	0	132322	1745	18.5	18.46	0.93%	0.471	0.475	-
				100 RB	Bottom side	0	132322	1745	18.5	18.46	0.93%	0.013	0.013	-
					Right side	0	132322	1745	18.5	18.46	0.93%	0.021	0.021	-
			Left side		0	132072	1720	18.5	18.39	2.57%	1.200	1.231	-	
			Left side		0	132322	1745	18.5	18.46	0.93%	1.280	1.292	-	
			Left side		0	132572	1770	18.5	18.45	1.16%	1.410	1.426	291	
			Left side*		0	132572	1770	18.5	18.45	1.16%	1.380	1.396	-	

* - repeated at the highest SAR measurement according to the KDB 865664 D01

Unless otherwise stated the results shown in this test report refer only to the sample(s) tested and such sample(s) are retained for 90 days only.

除非另有說明，此報告結果僅對測試之樣品負責，同時此樣品僅保留90天。本報告未經本公司書面許可，不可部份複製。

This document is issued by the Company subject to its General Conditions of Service printed overleaf, available on request or accessible at www.sgs.com/terms_and_conditions.htm and for electronic format documents, subject to Terms and Conditions for Electronic Documents at www.sgs.com/terms_e-document.htm. Attention is drawn to the limitation of liability, indemnification and jurisdiction issues defined therein. Any holder of this document is advised that information contained hereon reflects the Company's findings at the time of its intervention only and within the limits of Client's instructions, if any. The Company's sole responsibility is to its Client and this document does not exonerate parties to a transaction from exercising all their rights and obligations under the transaction documents. This document cannot be reproduced except in full, without prior written approval of the Company. Any unauthorized alteration, forgery or falsification of the content or appearance of this document is unlawful and offenders may be prosecuted to the fullest extent of the law.

WLAN Antenna (Tablet mode)

Antenna	Mode	Position	Distance (mm)	CH	Freq. (MHz)	Max. Rated Avg. Power + Max. Tolerance (dBm)	Measured Avg. Power (dBm)	Scaling	Averaged SAR over 1g (W/kg)		Plot page
									Measured	Reported	
Main	WLAN802.11 b	Back side	0	1	2412	18.00	17.93	101.62%	0.196	0.199	-
		Top side	0	1	2412	18.00	17.93	101.62%	0.688	0.699	292
		Top side	0	6	2437	18.00	17.92	101.86%	0.615	0.626	-
		Top side	0	11	2462	18.00	17.87	103.04%	0.599	0.617	-
		Bottom side	0	1	2412	18.00	17.93	101.62%	0.005	0.005	-
		Right side	0	1	2412	18.00	17.93	101.62%	0.010	0.010	-
	WLAN802.11 n(40M) 5.2G	Left side	0	1	2412	18.00	17.93	101.62%	0.146	0.148	-
		Back side	0	46	5230	16.00	15.88	102.80%	0.219	0.225	-
		Top side	0	46	5230	16.00	15.88	102.80%	0.664	0.683	293
		Bottom side	0	46	5230	16.00	15.88	102.80%	0.095	0.098	-
		Right side	0	46	5230	16.00	15.88	102.80%	0.034	0.035	-
		Left side	0	46	5230	16.00	15.88	102.80%	0.069	0.071	-
	WLAN802.11 n(40M) 5.3G	Back side	0	54	5270	16.00	15.93	101.62%	0.171	0.174	-
		Top side	0	54	5270	16.00	15.93	101.62%	0.520	0.528	294
		Bottom side	0	54	5270	16.00	15.93	101.62%	0.074	0.075	-
		Right side	0	54	5270	16.00	15.93	101.62%	0.025	0.025	-
	WLAN802.11 ac(80M) 5.6G	Left side	0	54	5270	16.00	15.93	101.62%	0.090	0.091	-
		Back side	0	138	5690	16.00	15.86	103.28%	0.180	0.186	-
		Top side	0	138	5690	16.00	15.86	103.28%	0.622	0.642	295
		Bottom side	0	138	5690	16.00	15.86	103.28%	0.081	0.084	-
	WLAN802.11 ac(80M) 5.8G	Right side	0	138	5690	16.00	15.86	103.28%	0.030	0.031	-
		Left side	0	138	5690	16.00	15.86	103.28%	0.078	0.080	-
		Back side	0	155	5775	16.00	15.86	103.28%	0.183	0.189	-
		Top side	0	155	5775	16.00	15.86	103.28%	0.661	0.683	296
	WLAN802.11 ac(80M) 5.8G	Bottom side	0	155	5775	16.00	15.86	103.28%	0.093	0.096	-
		Right side	0	155	5775	16.00	15.86	103.28%	0.039	0.040	-
		Left side	0	155	5775	16.00	15.86	103.28%	0.099	0.102	-

Unless otherwise stated the results shown in this test report refer only to the sample(s) tested and such sample(s) are retained for 90 days only.

除非另有說明，此報告結果僅對測試之樣品負責，同時此樣品僅保留90天。本報告未經本公司書面許可，不可部份複製。

This document is issued by the Company subject to its General Conditions of Service printed overleaf, available on request or accessible at www.sgs.com/terms_and_conditions.htm and for electronic format documents, subject to Terms and Conditions for Electronic Documents at www.sgs.com/terms_e-document.htm. Attention is drawn to the limitation of liability, indemnification and jurisdiction issues defined therein. Any holder of this document is advised that information contained hereon reflects the Company's findings at the time of its intervention only and within the limits of Client's instructions, if any. The Company's sole responsibility is to its Client and this document does not exonerate parties to a transaction from exercising all their rights and obligations under the transaction documents. This document cannot be reproduced except in full, without prior written approval of the Company. Any unauthorized alteration, forgery or falsification of the content or appearance of this document is unlawful and offenders may be prosecuted to the fullest extent of the law.

WLAN Aux Antenna (Tablet mode)

Antenna	Mode	Position	Distance (mm)	CH	Freq. (MHz)	Max. Rated Avg. Power + Max. Tolerance (dBm)	Measured Avg. Power (dBm)	Scaling	Averaged SAR over 1g (W/kg)		Plot page
									Measured	Reported	
Aux	WLAN802.11 b	Back side	0	1	2412	18.00	17.97	100.69%	0.181	0.182	-
		Top side	0	1	2412	18.00	17.97	100.69%	0.540	0.544	297
		Bottom side	0	1	2412	18.00	17.97	100.69%	0.013	0.013	-
		Right side	0	1	2412	18.00	17.97	100.69%	0.070	0.070	-
		Left side	0	1	2412	18.00	17.97	100.69%	0.003	0.003	-
	Bluetooth(GFSK)	Back side	0	39	2441	11.50	11.15	108.39%	0.037	0.040	-
		Top side	0	39	2441	11.50	11.15	108.39%	0.106	0.115	298
		Bottom side	0	39	2441	11.50	11.15	108.39%	0.003	0.003	-
		Right side	0	39	2441	11.50	11.15	108.39%	0.014	0.015	-
		Left side	0	39	2441	11.50	11.15	108.39%	0.001	0.001	-
	WLAN802.11 n(40M) 5.2G	Back side	0	38	5190	16.50	16.48	100.46%	0.218	0.219	-
		Top side	0	38	5190	16.50	16.48	100.46%	0.761	0.765	299
		Bottom side	0	38	5190	16.50	16.48	100.46%	0.044	0.044	-
		Right side	0	38	5190	16.50	16.48	100.46%	0.067	0.067	-
		Left side	0	38	5190	16.50	16.48	100.46%	0.050	0.050	-
	WLAN802.11 n(40M) 5.3G	Back side	0	54	5270	16.50	16.36	103.28%	0.193	0.199	-
		Top side	0	54	5270	16.50	16.36	103.28%	0.654	0.675	300
		Bottom side	0	54	5270	16.50	16.36	103.28%	0.058	0.060	-
		Right side	0	54	5270	16.50	16.36	103.28%	0.091	0.094	-
		Left side	0	54	5270	16.50	16.36	103.28%	0.061	0.063	-
	WLAN802.11 ac(80M) 5.6G	Back side	0	138	5690	16.50	16.33	103.99%	0.262	0.272	-
		Top side	0	106	5530	14.00	13.90	102.33%	0.745	0.762	-
		Bottom side	0	138	5690	16.50	16.33	103.99%	0.041	0.043	-
		Right side	0	138	5690	16.50	16.33	103.99%	0.034	0.035	-
		Left side	0	138	5690	16.50	16.33	103.99%	0.042	0.043	-
	WLAN802.11 ac(80M) 5.8G	Back side	0	155	5775	16.50	16.50	100.00%	0.157	0.157	-
		Top side	0	155	5775	16.50	16.50	100.00%	0.647	0.647	302
		Bottom side	0	155	5775	16.50	16.50	100.00%	0.031	0.031	-
Right side		0	155	5775	16.50	16.50	100.00%	0.015	0.015	-	
Left side		0	155	5775	16.50	16.50	100.00%	0.033	0.033	-	

Note:

$$\text{Scaling} = \frac{\text{reported SAR}}{\text{measured SAR}} = \frac{P_2(\text{mW})}{P_1(\text{mW})} = 10^{\left(\frac{P_2 - P_1}{10}\right)} (\text{dBm})$$

Reported SAR = measured SAR * (scaling)

Where P2 is maximum specified power, P1 is measured conducted power

Unless otherwise stated the results shown in this test report refer only to the sample(s) tested and such sample(s) are retained for 90 days only.

除非另有說明，此報告結果僅對測試之樣品負責，同時此樣品僅保留90天。本報告未經本公司書面許可，不可部份複製。

 This document is issued by the Company subject to its General Conditions of Service printed overleaf, available on request or accessible at www.sgs.com/terms_and_conditions.htm and for electronic format documents, subject to Terms and Conditions for Electronic Documents at www.sgs.com/terms_e-document.htm. Attention is drawn to the limitation of liability, indemnification and jurisdiction issues defined therein. Any holder of this document is advised that information contained hereon reflects the Company's findings at the time of its intervention only and within the limits of Client's instructions, if any. The Company's sole responsibility is to its Client and this document does not exonerate parties to a transaction from exercising all their rights and obligations under the transaction documents. This document cannot be reproduced except in full, without prior written approval of the Company. Any unauthorized alteration, forgery or falsification of the content or appearance of this document is unlawful and offenders may be prosecuted to the fullest extent of the law.

3. Simultaneous Transmission Analysis

Simultaneous Transmission Scenarios:

NO.	Simultaneous Transmit Configurations	Body
1	UMTS + 2.4GHz WLAN Main / 2.4GHz WLAN Aux / 2.4GHz MIMO	YES
2	UMTS + 5GHz WLAN Main / 5GHz WLAN Aux / 5GHz MIMO	YES
3	UMTS + BT	YES
4	UMTS + 2.4/5GHz WLAN Main + BT	YES
5	LTE + 2.4GHz WLAN Main / 2.4GHz WLAN Aux / 2.4GHz MIMO	YES
6	LTE + 5GHz WLAN Main / 5GHz WLAN Aux / 5GHz MIMO	YES
7	LTE + BT	YES
8	LTE + 2.4/5GHz WLAN Main + BT	YES

Note :

- 1) WWAN and WLAN may transmit simultaneously.
- 2) Bluetooth and WLAN Aux share the same antenna path.
- 3) Bluetooth can transmit with WLAN Main simultaneously.

Unless otherwise stated the results shown in this test report refer only to the sample(s) tested and such sample(s) are retained for 90 days only.

除非另有說明，此報告結果僅對測試之樣品負責，同時此樣品僅保留90天。本報告未經本公司書面許可，不可部份複製。

This document is issued by the Company subject to its General Conditions of Service printed overleaf, available on request or accessible at www.sgs.com/terms_and_conditions.htm and for electronic format documents, subject to Terms and Conditions for Electronic Documents at www.sgs.com/terms_e-document.htm. Attention is drawn to the limitation of liability, indemnification and jurisdiction issues defined therein. Any holder of this document is advised that information contained hereon reflects the Company's findings at the time of its intervention only and within the limits of Client's instructions, if any. The Company's sole responsibility is to its Client and this document does not exonerate parties to a transaction from exercising all their rights and obligations under the transaction documents. This document cannot be reproduced except in full, without prior written approval of the Company. Any unauthorized alteration, forgery or falsification of the content or appearance of this document is unlawful and offenders may be prosecuted to the fullest extent of the law.

3.1 Estimated SAR calculation

According to KDB447498 D01v06 – When standalone SAR test exclusion applies to an antenna that transmits simultaneously with other antennas, the standalone SAR must be estimated according to following to determine simultaneous transmission SAR test exclusion:

$$\text{Estimated SAR} = \frac{\text{Max. tune up power (mW)}}{\text{Min. test separation distance (mm)}} \times \frac{\sqrt{f(\text{GHz})}}{7.5}$$

If the minimum test separation distance is < 5mm, a distance of 5mm is used for estimated SAR calculation. When the test separation distance is >50mm, the 0.4W/kg is used for SAR-1g.

3.2 SPLSR evaluation and analysis

Per KDB447498D01, when the sum of SAR is larger than the limit, SAR test exclusion is determined by the SAR sum to peak location separation ratio(SPLSR).

The simultaneous transmitting antennas in each operating mode and exposure condition combination must be considered one pair at a time to determine the SAR to peak location separation ratio to qualify for test exclusion.

The ratio is determined by $(\text{SAR1} + \text{SAR2})^{1.5}/R_i$, rounded to two decimal digits, and must be ≤ 0.04 for all antenna pairs in the configuration to qualify for 1-g SAR test exclusion.

SAR1 and SAR2 are the highest reported or estimated SAR for each

Unless otherwise stated the results shown in this test report refer only to the sample(s) tested and such sample(s) are retained for 90 days only.
除非另有說明，此報告結果僅對測試之樣品負責，同時此樣品僅保留90天。本報告未經本公司書面許可，不可部份複製。

This document is issued by the Company subject to its General Conditions of Service printed overleaf, available on request or accessible at www.sgs.com/terms_and_conditions.htm and for electronic format documents, subject to Terms and Conditions for Electronic Documents at www.sgs.com/terms_e-document.htm. Attention is drawn to the limitation of liability, indemnification and jurisdiction issues defined therein. Any holder of this document is advised that information contained hereon reflects the Company's findings at the time of its intervention only and within the limits of Client's instructions, if any. The Company's sole responsibility is to its Client and this document does not exonerate parties to a transaction from exercising all their rights and obligations under the transaction documents. This document cannot be reproduced except in full, without prior written approval of the Company. Any unauthorized alteration, forgery or falsification of the content or appearance of this document is unlawful and offenders may be prosecuted to the fullest extent of the law.

antenna in the pair, and R_i is the separation distance between the peak SAR locations for the antenna pair in mm.

When standalone test exclusion applies, SAR is estimated; the peak location is assumed to be at the feed-point or geometric center of the antenna.

Unless otherwise stated the results shown in this test report refer only to the sample(s) tested and such sample(s) are retained for 90 days only.

除非另有說明，此報告結果僅對測試之樣品負責，同時此樣品僅保留90天。本報告未經本公司書面許可，不可部份複製。

This document is issued by the Company subject to its General Conditions of Service printed overleaf, available on request or accessible at www.sgs.com/terms_and_conditions.htm and for electronic format documents, subject to Terms and Conditions for Electronic Documents at www.sgs.com/terms_e-document.htm. Attention is drawn to the limitation of liability, indemnification and jurisdiction issues defined therein. Any holder of this document is advised that information contained hereon reflects the Company's findings at the time of its intervention only and within the limits of Client's instructions, if any. The Company's sole responsibility is to its Client and this document does not exonerate parties to a transaction from exercising all their rights and obligations under the transaction documents. This document cannot be reproduced except in full, without prior written approval of the Company. Any unauthorized alteration, forgery or falsification of the content or appearance of this document is unlawful and offenders may be prosecuted to the fullest extent of the law.

Back side WWAN + 2.4G WLAN

No.	Position	Conditions	Distance (mm)	Max. WWAN	Max. WLAN	Max. WLAN Aux	SAR Sum	SPLSR
1	Back side	WCDMA Band 2	0	0.065	0.199	0.182	0.446	Σ SAR<1.6, Not required
		WCDMA Band 4	0	0.054	0.199	0.182	0.435	Σ SAR<1.6, Not required
		WCDMA Band 5	0	0.191	0.199	0.182	0.572	Σ SAR<1.6, Not required
		LTE Band 2	0	0.063	0.199	0.182	0.444	Σ SAR<1.6, Not required
		LTE Band 4	0	0.057	0.199	0.182	0.438	Σ SAR<1.6, Not required
		LTE Band 5	0	0.163	0.199	0.182	0.544	Σ SAR<1.6, Not required
		LTE Band 7	0	0.131	0.199	0.182	0.512	Σ SAR<1.6, Not required
		LTE Band 12	0	0.182	0.199	0.182	0.563	Σ SAR<1.6, Not required
		LTE Band 13	0	0.203	0.199	0.182	0.584	Σ SAR<1.6, Not required
		LTE Band 17	0	0.170	0.199	0.182	0.551	Σ SAR<1.6, Not required
		LTE Band 26	0	0.187	0.199	0.182	0.568	Σ SAR<1.6, Not required
		LTE Band 30	0	0.226	0.199	0.182	0.607	Σ SAR<1.6, Not required
		LTE Band 38	0	0.045	0.199	0.182	0.426	Σ SAR<1.6, Not required
		LTE Band 41	0	0.050	0.199	0.182	0.431	Σ SAR<1.6, Not required
LTE Band 66	0	0.055	0.199	0.182	0.436	Σ SAR<1.6, Not required		

Unless otherwise stated the results shown in this test report refer only to the sample(s) tested and such sample(s) are retained for 90 days only.

除非另有說明，此報告結果僅對測試之樣品負責，同時此樣品僅保留90天。本報告未經本公司書面許可，不可部份複製。

This document is issued by the Company subject to its General Conditions of Service printed overleaf, available on request or accessible at www.sgs.com/terms_and_conditions.htm and for electronic format documents, subject to Terms and Conditions for Electronic Documents at www.sgs.com/terms_e-document.htm. Attention is drawn to the limitation of liability, indemnification and jurisdiction issues defined therein. Any holder of this document is advised that information contained hereon reflects the Company's findings at the time of its intervention only and within the limits of Client's instructions, if any. The Company's sole responsibility is to its Client and this document does not exonerate parties to a transaction from exercising all their rights and obligations under the transaction documents. This document cannot be reproduced except in full, without prior written approval of the Company. Any unauthorized alteration, forgery or falsification of the content or appearance of this document is unlawful and offenders may be prosecuted to the fullest extent of the law.

Back side WWAN + 5G WLAN

No.	Position	Conditions	Distance (mm)	Max. WWAN	Max. WLAN	Max. WLAN Aux	SAR Sum	SPLSR
2	Back side	WCDMA Band 2	0	0.065	0.225	0.272	0.562	Σ SAR<1.6, Not required
		WCDMA Band 4	0	0.054	0.225	0.272	0.551	Σ SAR<1.6, Not required
		WCDMA Band 5	0	0.191	0.225	0.272	0.688	Σ SAR<1.6, Not required
		LTE Band 2	0	0.063	0.225	0.272	0.560	Σ SAR<1.6, Not required
		LTE Band 4	0	0.057	0.225	0.272	0.554	Σ SAR<1.6, Not required
		LTE Band 5	0	0.163	0.225	0.272	0.660	Σ SAR<1.6, Not required
		LTE Band 7	0	0.131	0.225	0.272	0.628	Σ SAR<1.6, Not required
		LTE Band 12	0	0.182	0.225	0.272	0.679	Σ SAR<1.6, Not required
		LTE Band 13	0	0.203	0.225	0.272	0.700	Σ SAR<1.6, Not required
		LTE Band 17	0	0.170	0.225	0.272	0.667	Σ SAR<1.6, Not required
		LTE Band 26	0	0.187	0.225	0.272	0.684	Σ SAR<1.6, Not required
		LTE Band 30	0	0.226	0.225	0.272	0.723	Σ SAR<1.6, Not required
		LTE Band 38	0	0.045	0.225	0.272	0.542	Σ SAR<1.6, Not required
		LTE Band 41	0	0.050	0.225	0.272	0.547	Σ SAR<1.6, Not required
LTE Band 66	0	0.055	0.225	0.272	0.552	Σ SAR<1.6, Not required		

Unless otherwise stated the results shown in this test report refer only to the sample(s) tested and such sample(s) are retained for 90 days only.

除非另有說明，此報告結果僅對測試之樣品負責，同時此樣品僅保留90天。本報告未經本公司書面許可，不可部份複製。

This document is issued by the Company subject to its General Conditions of Service printed overleaf, available on request or accessible at www.sgs.com/terms_and_conditions.htm and for electronic format documents, subject to Terms and Conditions for Electronic Documents at www.sgs.com/terms_e-document.htm. Attention is drawn to the limitation of liability, indemnification and jurisdiction issues defined therein. Any holder of this document is advised that information contained hereon reflects the Company's findings at the time of its intervention only and within the limits of Client's instructions, if any. The Company's sole responsibility is to its Client and this document does not exonerate parties to a transaction from exercising all their rights and obligations under the transaction documents. This document cannot be reproduced except in full, without prior written approval of the Company. Any unauthorized alteration, forgery or falsification of the content or appearance of this document is unlawful and offenders may be prosecuted to the fullest extent of the law.

Back side WWAN + 2.4G WLAN Main + BT

No.	Position	Conditions	Distance (mm)	Max. WWAN	Max. WLAN	Bluetooth	SAR Sum	SPLSR
3	Back side	WCDMA Band 2	0	0.065	0.199	0.040	0.304	Σ SAR<1.6, Not required
		WCDMA Band 4	0	0.054	0.199	0.040	0.293	Σ SAR<1.6, Not required
		WCDMA Band 5	0	0.191	0.199	0.040	0.430	Σ SAR<1.6, Not required
		LTE Band 2	0	0.063	0.199	0.040	0.302	Σ SAR<1.6, Not required
		LTE Band 4	0	0.057	0.199	0.040	0.296	Σ SAR<1.6, Not required
		LTE Band 5	0	0.163	0.199	0.040	0.402	Σ SAR<1.6, Not required
		LTE Band 7	0	0.131	0.199	0.040	0.370	Σ SAR<1.6, Not required
		LTE Band 12	0	0.182	0.199	0.040	0.421	Σ SAR<1.6, Not required
		LTE Band 13	0	0.203	0.199	0.040	0.442	Σ SAR<1.6, Not required
		LTE Band 17	0	0.170	0.199	0.040	0.409	Σ SAR<1.6, Not required
		LTE Band 26	0	0.187	0.199	0.040	0.426	Σ SAR<1.6, Not required
		LTE Band 30	0	0.226	0.199	0.040	0.465	Σ SAR<1.6, Not required
		LTE Band 38	0	0.045	0.199	0.040	0.284	Σ SAR<1.6, Not required
		LTE Band 41	0	0.050	0.199	0.040	0.289	Σ SAR<1.6, Not required
LTE Band 66	0	0.055	0.199	0.040	0.294	Σ SAR<1.6, Not required		

Unless otherwise stated the results shown in this test report refer only to the sample(s) tested and such sample(s) are retained for 90 days only.

除非另有說明，此報告結果僅對測試之樣品負責，同時此樣品僅保留90天。本報告未經本公司書面許可，不可部份複製。

This document is issued by the Company subject to its General Conditions of Service printed overleaf, available on request or accessible at www.sgs.com/terms_and_conditions.htm and for electronic format documents, subject to Terms and Conditions for Electronic Documents at www.sgs.com/terms_e-document.htm. Attention is drawn to the limitation of liability, indemnification and jurisdiction issues defined therein. Any holder of this document is advised that information contained hereon reflects the Company's findings at the time of its intervention only and within the limits of Client's instructions, if any. The Company's sole responsibility is to its Client and this document does not exonerate parties to a transaction from exercising all their rights and obligations under the transaction documents. This document cannot be reproduced except in full, without prior written approval of the Company. Any unauthorized alteration, forgery or falsification of the content or appearance of this document is unlawful and offenders may be prosecuted to the fullest extent of the law.

Back side WWAN + 5G WLAN Main + BT

No.	Position	Conditions	Distance (mm)	Max. WWAN	Max. WLAN	Bluetooth	SAR Sum	SPLSR
4	Back side	WCDMA Band 2	0	0.065	0.225	0.040	0.330	Σ SAR<1.6, Not required
		WCDMA Band 4	0	0.054	0.225	0.040	0.319	Σ SAR<1.6, Not required
		WCDMA Band 5	0	0.191	0.225	0.040	0.456	Σ SAR<1.6, Not required
		LTE Band 2	0	0.063	0.225	0.040	0.328	Σ SAR<1.6, Not required
		LTE Band 4	0	0.057	0.225	0.040	0.322	Σ SAR<1.6, Not required
		LTE Band 5	0	0.163	0.225	0.040	0.428	Σ SAR<1.6, Not required
		LTE Band 7	0	0.131	0.225	0.040	0.396	Σ SAR<1.6, Not required
		LTE Band 12	0	0.182	0.225	0.040	0.447	Σ SAR<1.6, Not required
		LTE Band 13	0	0.203	0.225	0.040	0.468	Σ SAR<1.6, Not required
		LTE Band 17	0	0.170	0.225	0.040	0.435	Σ SAR<1.6, Not required
		LTE Band 26	0	0.187	0.225	0.040	0.452	Σ SAR<1.6, Not required
		LTE Band 30	0	0.226	0.225	0.040	0.491	Σ SAR<1.6, Not required
		LTE Band 38	0	0.045	0.225	0.040	0.310	Σ SAR<1.6, Not required
		LTE Band 41	0	0.050	0.225	0.040	0.315	Σ SAR<1.6, Not required
LTE Band 66	0	0.055	0.225	0.040	0.320	Σ SAR<1.6, Not required		

Unless otherwise stated the results shown in this test report refer only to the sample(s) tested and such sample(s) are retained for 90 days only.

除非另有說明，此報告結果僅對測試之樣品負責，同時此樣品僅保留90天。本報告未經本公司書面許可，不可部份複製。

This document is issued by the Company subject to its General Conditions of Service printed overleaf, available on request or accessible at www.sgs.com/terms_and_conditions.htm and for electronic format documents, subject to Terms and Conditions for Electronic Documents at www.sgs.com/terms_e-document.htm. Attention is drawn to the limitation of liability, indemnification and jurisdiction issues defined therein. Any holder of this document is advised that information contained hereon reflects the Company's findings at the time of its intervention only and within the limits of Client's instructions, if any. The Company's sole responsibility is to its Client and this document does not exonerate parties to a transaction from exercising all their rights and obligations under the transaction documents. This document cannot be reproduced except in full, without prior written approval of the Company. Any unauthorized alteration, forgery or falsification of the content or appearance of this document is unlawful and offenders may be prosecuted to the fullest extent of the law.

Top side WWAN + 2.4G WLAN

No.	Position	Conditions	Distance (mm)	Max. WWAN	Max. WLAN	Max. WLAN Aux	SAR Sum	SPLSR
5	Top side	WCDMA Band 2	0	0.634	0.699	0.544	1.877	Analyzed as below
		WCDMA Band 4	0	0.471	0.699	0.544	1.714	Analyzed as below
		WCDMA Band 5	0	1.254	0.699	0.544	2.497	Analyzed as below
		LTE Band 2	0	0.609	0.699	0.544	1.852	Analyzed as below
		LTE Band 4	0	0.505	0.699	0.544	1.748	Analyzed as below
		LTE Band 5	0	1.155	0.699	0.544	2.398	Analyzed as below
		LTE Band 7	0	0.404	0.699	0.544	1.647	Analyzed as below
		LTE Band 12	0	1.251	0.699	0.544	2.494	Σ SAR<1.6, Not required
		LTE Band 13	0	1.192	0.699	0.544	2.435	Analyzed as below
		LTE Band 17	0	1.143	0.699	0.544	2.386	Σ SAR<1.6, Not required
		LTE Band 26	0	1.272	0.699	0.544	2.515	Analyzed as below
		LTE Band 30	0	0.842	0.699	0.544	2.085	Analyzed as below
		LTE Band 38	0	0.746	0.699	0.544	1.989	Analyzed as below
		LTE Band 41	0	0.872	0.699	0.544	2.115	Analyzed as below
LTE Band 66	0	0.491	0.699	0.544	1.734	Analyzed as below		

Unless otherwise stated the results shown in this test report refer only to the sample(s) tested and such sample(s) are retained for 90 days only.

除非另有說明，此報告結果僅對測試之樣品負責，同時此樣品僅保留90天。本報告未經本公司書面許可，不可部份複製。

This document is issued by the Company subject to its General Conditions of Service printed overleaf, available on request or accessible at www.sgs.com/terms_and_conditions.htm and for electronic format documents, subject to Terms and Conditions for Electronic Documents at www.sgs.com/terms_e-document.htm. Attention is drawn to the limitation of liability, indemnification and jurisdiction issues defined therein. Any holder of this document is advised that information contained hereon reflects the Company's findings at the time of its intervention only and within the limits of Client's instructions, if any. The Company's sole responsibility is to its Client and this document does not exonerate parties to a transaction from exercising all their rights and obligations under the transaction documents. This document cannot be reproduced except in full, without prior written approval of the Company. Any unauthorized alteration, forgery or falsification of the content or appearance of this document is unlawful and offenders may be prosecuted to the fullest extent of the law.

Top side WWAN + 5G WLAN

No.	Position	Conditions	Distance (mm)	Max. WWAN	Max. WLAN	Max. WLAN Aux	SAR Sum	SPLSR
6	Top side	WCDMA Band 2	0	0.634	0.683	0.797	2.114	Analyzed as below
		WCDMA Band 4	0	0.471	0.683	0.797	1.951	Analyzed as below
		WCDMA Band 5	0	1.254	0.683	0.797	2.734	Analyzed as below
		LTE Band 2	0	0.609	0.683	0.797	2.089	Analyzed as below
		LTE Band 4	0	0.505	0.683	0.797	1.985	Analyzed as below
		LTE Band 5	0	1.155	0.683	0.797	2.635	Analyzed as below
		LTE Band 7	0	0.404	0.683	0.797	1.884	Analyzed as below
		LTE Band 12	0	1.251	0.683	0.797	2.731	Analyzed as below
		LTE Band 13	0	1.192	0.683	0.797	2.672	Analyzed as below
		LTE Band 17	0	1.143	0.683	0.797	2.623	Analyzed as below
		LTE Band 26	0	1.272	0.683	0.797	2.752	Analyzed as below
		LTE Band 30	0	0.842	0.683	0.797	2.322	Analyzed as below
		LTE Band 38	0	0.746	0.683	0.797	2.226	Analyzed as below
		LTE Band 41	0	0.872	0.683	0.797	2.352	Analyzed as below
LTE Band 66	0	0.491	0.683	0.797	1.971	Analyzed as below		

Unless otherwise stated the results shown in this test report refer only to the sample(s) tested and such sample(s) are retained for 90 days only.

除非另有說明，此報告結果僅對測試之樣品負責，同時此樣品僅保留90天。本報告未經本公司書面許可，不可部份複製。

This document is issued by the Company subject to its General Conditions of Service printed overleaf, available on request or accessible at www.sgs.com/terms_and_conditions.htm and for electronic format documents, subject to Terms and Conditions for Electronic Documents at www.sgs.com/terms_e-document.htm. Attention is drawn to the limitation of liability, indemnification and jurisdiction issues defined therein. Any holder of this document is advised that information contained hereon reflects the Company's findings at the time of its intervention only and within the limits of Client's instructions, if any. The Company's sole responsibility is to its Client and this document does not exonerate parties to a transaction from exercising all their rights and obligations under the transaction documents. This document cannot be reproduced except in full, without prior written approval of the Company. Any unauthorized alteration, forgery or falsification of the content or appearance of this document is unlawful and offenders may be prosecuted to the fullest extent of the law.

Top side WWAN + 2.4G WLAN Main + BT

No.	Position	Conditions	Distance (mm)	Max. WWAN	Max. WLAN	Bluetooth	SAR Sum	SPLSR
7	Top side	WCDMA Band 2	0	0.634	0.699	0.115	1.448	Σ SAR<1.6, Not required
		WCDMA Band 4	0	0.471	0.699	0.115	1.285	Σ SAR<1.6, Not required
		WCDMA Band 5	0	1.254	0.699	0.115	2.068	Analyzed as below
		LTE Band 2	0	0.609	0.699	0.115	1.423	Σ SAR<1.6, Not required
		LTE Band 4	0	0.505	0.699	0.115	1.319	Σ SAR<1.6, Not required
		LTE Band 5	0	1.155	0.699	0.115	1.969	Analyzed as below
		LTE Band 7	0	0.404	0.699	0.115	1.218	Σ SAR<1.6, Not required
		LTE Band 12	0	1.251	0.699	0.115	2.065	Analyzed as below
		LTE Band 13	0	1.192	0.699	0.115	2.006	Analyzed as below
		LTE Band 17	0	1.143	0.699	0.115	1.957	Analyzed as below
		LTE Band 26	0	1.272	0.699	0.115	2.086	Analyzed as below
		LTE Band 30	0	0.842	0.699	0.115	1.656	Analyzed as below
		LTE Band 38	0	0.746	0.699	0.115	1.560	Σ SAR<1.6, Not required
		LTE Band 41	0	0.872	0.699	0.115	1.686	Analyzed as below
LTE Band 66	0	0.491	0.699	0.115	1.305	Σ SAR<1.6, Not required		

Unless otherwise stated the results shown in this test report refer only to the sample(s) tested and such sample(s) are retained for 90 days only.

除非另有說明，此報告結果僅對測試之樣品負責，同時此樣品僅保留90天。本報告未經本公司書面許可，不可部份複製。

This document is issued by the Company subject to its General Conditions of Service printed overleaf, available on request or accessible at www.sgs.com/terms_and_conditions.htm and for electronic format documents, subject to Terms and Conditions for Electronic Documents at www.sgs.com/terms_e-document.htm. Attention is drawn to the limitation of liability, indemnification and jurisdiction issues defined therein. Any holder of this document is advised that information contained hereon reflects the Company's findings at the time of its intervention only and within the limits of Client's instructions, if any. The Company's sole responsibility is to its Client and this document does not exonerate parties to a transaction from exercising all their rights and obligations under the transaction documents. This document cannot be reproduced except in full, without prior written approval of the Company. Any unauthorized alteration, forgery or falsification of the content or appearance of this document is unlawful and offenders may be prosecuted to the fullest extent of the law.

Top side WWAN + 5G WLAN Main + BT

No.	Position	Conditions	Distance (mm)	Max. WWAN	Max. WLAN	Bluetooth	SAR Sum	SPLSR
8	Top side	WCDMA Band 2	0	0.634	0.683	0.115	1.432	ΣSAR<1.6, Not required
		WCDMA Band 4	0	0.471	0.683	0.115	1.269	ΣSAR<1.6, Not required
		WCDMA Band 5	0	1.254	0.683	0.115	2.052	Analyzed as below
		LTE Band 2	0	0.609	0.683	0.115	1.407	ΣSAR<1.6, Not required
		LTE Band 4	0	0.505	0.683	0.115	1.303	ΣSAR<1.6, Not required
		LTE Band 5	0	1.155	0.683	0.115	1.953	Analyzed as below
		LTE Band 7	0	0.404	0.683	0.115	1.202	ΣSAR<1.6, Not required
		LTE Band 12	0	1.251	0.683	0.115	2.049	Analyzed as below
		LTE Band 13	0	1.192	0.683	0.115	1.990	Analyzed as below
		LTE Band 17	0	1.143	0.683	0.115	1.941	Analyzed as below
		LTE Band 26	0	1.272	0.683	0.115	2.070	Analyzed as below
		LTE Band 30	0	0.842	0.683	0.115	1.640	Analyzed as below
		LTE Band 38	0	0.746	0.683	0.115	1.544	ΣSAR<1.6, Not required
		LTE Band 41	0	0.872	0.683	0.115	1.670	Analyzed as below
LTE Band 66	0	0.491	0.683	0.115	1.289	ΣSAR<1.6, Not required		

Unless otherwise stated the results shown in this test report refer only to the sample(s) tested and such sample(s) are retained for 90 days only.

除非另有說明，此報告結果僅對測試之樣品負責，同時此樣品僅保留90天。本報告未經本公司書面許可，不可部份複製。

This document is issued by the Company subject to its General Conditions of Service printed overleaf, available on request or accessible at www.sgs.com/terms_and_conditions.htm and for electronic format documents, subject to Terms and Conditions for Electronic Documents at www.sgs.com/terms_e-document.htm. Attention is drawn to the limitation of liability, indemnification and jurisdiction issues defined therein. Any holder of this document is advised that information contained hereon reflects the Company's findings at the time of its intervention only and within the limits of Client's instructions, if any. The Company's sole responsibility is to its Client and this document does not exonerate parties to a transaction from exercising all their rights and obligations under the transaction documents. This document cannot be reproduced except in full, without prior written approval of the Company. Any unauthorized alteration, forgery or falsification of the content or appearance of this document is unlawful and offenders may be prosecuted to the fullest extent of the law.

Top side WWAN + 2.4G WLAN + BT

Position	Conditions	SAR Value (W/kg)	Coordinates (cm)			Σ SAR (W/kg)	Peak Location Separation Distance (mm)	SPLSR	Simultaneous Transmission SAR Test
			x	y	z				
Top side	WLAN Main	0.699	-0.68	-6.80	0.42	-	-	-	-
	WLAN Aux	0.544	-0.78	6.94	-0.41	1.243	137.66	0.010	SPLSR \leq 0.04, Not required
	Bluetooth	0.115	-0.66	8.54	-0.44	0.814	153.64	0.005	SPLSR \leq 0.04, Not required
	WCDMA Band 2	0.634	-0.80	-14.55	-0.23	1.333	77.78	0.020	SPLSR \leq 0.04, Not required
	WCDMA Band 4	0.471	-0.80	-14.71	-0.23	1.170	79.37	0.016	SPLSR \leq 0.04, Not required
	WCDMA Band 5	1.254	-0.80	-15.03	-0.30	1.953	82.62	0.033	SPLSR \leq 0.04, Not required
	LTE Band 2	0.609	-1.11	-14.88	-0.16	1.308	81.12	0.018	SPLSR \leq 0.04, Not required
	LTE Band 4	0.505	-0.96	-15.18	-0.29	1.204	84.15	0.016	SPLSR \leq 0.04, Not required
	LTE Band 5	1.155	-0.80	-15.03	-0.29	1.854	82.62	0.031	SPLSR \leq 0.04, Not required
	LTE Band 7	0.404	-1.98	-10.66	-0.18	1.103	41.17	0.028	SPLSR \leq 0.04, Not required
	LTE Band 12	1.251	-0.80	-15.04	-0.29	1.950	82.72	0.033	SPLSR \leq 0.04, Not required
	LTE Band 13	1.192	-0.80	-15.04	-0.30	1.891	82.72	0.031	SPLSR \leq 0.04, Not required
	LTE Band 17	1.143	-0.80	-15.04	-0.30	1.842	82.72	0.030	SPLSR \leq 0.04, Not required
	LTE Band 26	1.272	-0.96	-15.03	-0.43	1.971	82.78	0.033	SPLSR \leq 0.04, Not required
	LTE Band 30	0.842	-0.62	-12.98	-0.29	1.541	62.20	0.031	SPLSR \leq 0.04, Not required
	LTE Band 38	0.746	-1.86	-12.72	-0.30	1.445	60.79	0.029	SPLSR \leq 0.04, Not required
LTE Band 41	0.872	-0.50	-12.42	-0.31	1.571	56.70	0.035	SPLSR \leq 0.04, Not required	
LTE Band 66	0.491	-0.96	-15.18	-0.18	1.190	84.06	0.015	SPLSR \leq 0.04, Not required	

Unless otherwise stated the results shown in this test report refer only to the sample(s) tested and such sample(s) are retained for 90 days only.

除非另有說明，此報告結果僅對測試之樣品負責，同時此樣品僅保留90天。本報告未經本公司書面許可，不可部份複製。

This document is issued by the Company subject to its General Conditions of Service printed overleaf, available on request or accessible at www.sgs.com/terms_and_conditions.htm and for electronic format documents, subject to Terms and Conditions for Electronic Documents at www.sgs.com/terms_e-document.htm. Attention is drawn to the limitation of liability, indemnification and jurisdiction issues defined therein. Any holder of this document is advised that information contained hereon reflects the Company's findings at the time of its intervention only and within the limits of Client's instructions, if any. The Company's sole responsibility is to its Client and this document does not exonerate parties to a transaction from exercising all their rights and obligations under the transaction documents. This document cannot be reproduced except in full, without prior written approval of the Company. Any unauthorized alteration, forgery or falsification of the content or appearance of this document is unlawful and offenders may be prosecuted to the fullest extent of the law.

Top side WWAN + 2.4G WLAN

Position	Conditions	SAR Value (W/kg)	Coordinates (cm)			ΣSAR (W/kg)	Peak Location Separation Distance (mm)	SPLSR	Simultaneous Transmission SAR Test
			x	y	z				
Top side	WLAN Main	0.544	-0.78	6.94	-0.41	-	-	-	-
	WLAN Aux	0.699	-0.68	-6.80	0.42	1.243	137.66	0.010	SPLSR ≤ 0.04, Not required
	WCDMA Band 2	0.634	-0.80	-14.55	-0.23	1.178	214.91	0.006	SPLSR ≤ 0.04, Not required
	WCDMA Band 4	0.471	-0.80	-14.71	-0.23	1.015	216.51	0.005	SPLSR ≤ 0.04, Not required
	WCDMA Band 5	1.254	-0.80	-15.03	-0.30	1.798	219.70	0.011	SPLSR ≤ 0.04, Not required
	LTE Band 2	0.609	-1.11	-14.88	-0.16	1.153	218.24	0.006	SPLSR ≤ 0.04, Not required
	LTE Band 4	0.505	-0.96	-15.18	-0.29	1.049	221.21	0.005	SPLSR ≤ 0.04, Not required
	LTE Band 5	1.155	-0.80	-15.03	-0.29	1.699	219.70	0.010	SPLSR ≤ 0.04, Not required
	LTE Band 7	0.404	-1.98	-10.66	-0.18	0.948	176.42	0.005	SPLSR ≤ 0.04, Not required
	LTE Band 12	1.251	-0.80	-15.04	-0.29	1.795	219.80	0.011	SPLSR ≤ 0.04, Not required
	LTE Band 13	1.192	-0.80	-15.04	-0.30	1.736	219.80	0.010	SPLSR ≤ 0.04, Not required
	LTE Band 17	1.143	-0.80	-15.04	-0.30	1.687	219.80	0.010	SPLSR ≤ 0.04, Not required
	LTE Band 26	1.272	-0.96	-15.03	-0.43	1.816	219.71	0.011	SPLSR ≤ 0.04, Not required
	LTE Band 30	0.842	-0.62	-12.98	-0.29	1.386	199.21	0.008	SPLSR ≤ 0.04, Not required
	LTE Band 38	0.746	-1.86	-12.72	-0.30	1.290	196.90	0.007	SPLSR ≤ 0.04, Not required
	LTE Band 41	0.872	-0.50	-12.42	-0.31	1.416	193.62	0.009	SPLSR ≤ 0.04, Not required
LTE Band 66	0.491	-0.96	-15.18	-0.18	1.035	221.22	0.005	SPLSR ≤ 0.04, Not required	

Unless otherwise stated the results shown in this test report refer only to the sample(s) tested and such sample(s) are retained for 90 days only.

除非另有說明，此報告結果僅對測試之樣品負責，同時此樣品僅保留90天。本報告未經本公司書面許可，不可部份複製。

This document is issued by the Company subject to its General Conditions of Service printed overleaf, available on request or accessible at www.sgs.com/terms_and_conditions.htm and for electronic format documents, subject to Terms and Conditions for Electronic Documents at www.sgs.com/terms_e-document.htm. Attention is drawn to the limitation of liability, indemnification and jurisdiction issues defined therein. Any holder of this document is advised that information contained hereon reflects the Company's findings at the time of its intervention only and within the limits of Client's instructions, if any. The Company's sole responsibility is to its Client and this document does not exonerate parties to a transaction from exercising all their rights and obligations under the transaction documents. This document cannot be reproduced except in full, without prior written approval of the Company. Any unauthorized alteration, forgery or falsification of the content or appearance of this document is unlawful and offenders may be prosecuted to the fullest extent of the law.

Top side WWAN + 5G WLAN + BT

Position	Conditions	SAR Value (W/kg)	Coordinates (cm)			ΣSAR (W/kg)	Peak Location Separation Distance (mm)	SPLSR	Simultaneous Transmission SAR Test
			x	y	z				
Top side	WLAN Main	0.683	-0.86	-5.90	-0.41	-	-	-	-
	WLAN Aux	0.797	-0.94	8.92	-0.41	1.480	148.20	0.012	SPLSR ≤ 0.04, Not required
	Bluetooth	0.115	-0.66	8.54	-0.44	0.798	144.41	0.005	SPLSR ≤ 0.04, Not required
	WCDMA Band 2	0.634	-0.80	-14.55	-0.23	1.317	86.52	0.017	SPLSR ≤ 0.04, Not required
	WCDMA Band 4	0.471	-0.80	-14.71	-0.23	1.154	88.12	0.014	SPLSR ≤ 0.04, Not required
	WCDMA Band 5	1.254	-0.80	-15.03	-0.30	1.937	91.31	0.030	SPLSR ≤ 0.04, Not required
	LTE Band 2	0.609	-1.11	-14.88	-0.16	1.292	89.87	0.016	SPLSR ≤ 0.04, Not required
	LTE Band 4	0.505	-0.96	-15.18	-0.29	1.188	92.81	0.014	SPLSR ≤ 0.04, Not required
	LTE Band 5	1.155	-0.80	-15.03	-0.29	1.838	91.31	0.027	SPLSR ≤ 0.04, Not required
	LTE Band 7	0.404	-1.98	-10.66	-0.18	1.087	48.95	0.023	SPLSR ≤ 0.04, Not required
	LTE Band 12	1.251	-0.80	-15.04	-0.29	1.934	91.41	0.029	SPLSR ≤ 0.04, Not required
	LTE Band 13	1.192	-0.80	-15.04	-0.30	1.875	91.41	0.028	SPLSR ≤ 0.04, Not required
	LTE Band 17	1.143	-0.80	-15.04	-0.30	1.826	91.41	0.027	SPLSR ≤ 0.04, Not required
	LTE Band 26	1.272	-0.96	-15.03	-0.43	1.955	91.31	0.030	SPLSR ≤ 0.04, Not required
	LTE Band 30	0.842	-0.62	-12.98	-0.29	1.525	70.85	0.027	SPLSR ≤ 0.04, Not required
	LTE Band 38	0.746	-1.86	-12.72	-0.30	1.429	68.94	0.025	SPLSR ≤ 0.04, Not required
	LTE Band 41	0.872	-0.50	-12.42	-0.31	1.555	65.31	0.030	SPLSR ≤ 0.04, Not required
LTE Band 66	0.491	-0.96	-15.18	-0.18	1.174	92.83	0.014	SPLSR ≤ 0.04, Not required	

Unless otherwise stated the results shown in this test report refer only to the sample(s) tested and such sample(s) are retained for 90 days only.

除非另有說明，此報告結果僅對測試之樣品負責，同時此樣品僅保留90天。本報告未經本公司書面許可，不可部份複製。

This document is issued by the Company subject to its General Conditions of Service printed overleaf, available on request or accessible at www.sgs.com/terms_and_conditions.htm and for electronic format documents, subject to Terms and Conditions for Electronic Documents at www.sgs.com/terms_e-document.htm. Attention is drawn to the limitation of liability, indemnification and jurisdiction issues defined therein. Any holder of this document is advised that information contained hereon reflects the Company's findings at the time of its intervention only and within the limits of Client's instructions, if any. The Company's sole responsibility is to its Client and this document does not exonerate parties to a transaction from exercising all their rights and obligations under the transaction documents. This document cannot be reproduced except in full, without prior written approval of the Company. Any unauthorized alteration, forgery or falsification of the content or appearance of this document is unlawful and offenders may be prosecuted to the fullest extent of the law.

Top side WWAN + 5G WLAN

Position	Conditions	SAR Value (W/kg)	Coordinates (cm)			ΣSAR (W/kg)	Peak Location Separation Distance (mm)	SPLSR	Simultaneous Transmission SAR Test
			x	y	z				
Top side	WLAN Aux	0.797	-0.94	8.92	-0.41	-	-	-	-
	WLAN Main	0.683	-0.86	-5.90	-0.41	1.480	148.20	0.012	SPLSR ≤ 0.04, Not required
	WCDMA Band 2	0.634	-0.80	-14.55	-0.23	1.431	234.71	0.007	SPLSR ≤ 0.04, Not required
	WCDMA Band 4	0.471	-0.80	-14.71	-0.23	1.268	236.31	0.006	SPLSR ≤ 0.04, Not required
	WCDMA Band 5	1.254	-0.80	-15.03	-0.30	2.051	239.51	0.012	SPLSR ≤ 0.04, Not required
	LTE Band 2	0.609	-1.11	-14.88	-0.16	1.406	238.02	0.007	SPLSR ≤ 0.04, Not required
	LTE Band 4	0.505	-0.96	-15.18	-0.29	1.302	241.00	0.006	SPLSR ≤ 0.04, Not required
	LTE Band 5	1.155	-0.80	-15.03	-0.29	1.952	239.51	0.011	SPLSR ≤ 0.04, Not required
	LTE Band 7	0.404	-1.98	-10.66	-0.18	1.201	196.09	0.007	SPLSR ≤ 0.04, Not required
	LTE Band 12	1.251	-0.80	-15.04	-0.29	2.048	239.61	0.012	SPLSR ≤ 0.04, Not required
	LTE Band 13	1.192	-0.80	-15.04	-0.30	1.989	239.61	0.012	SPLSR ≤ 0.04, Not required
	LTE Band 17	1.143	-0.80	-15.04	-0.30	1.940	239.61	0.011	SPLSR ≤ 0.04, Not required
	LTE Band 26	1.272	-0.96	-15.03	-0.43	2.069	239.50	0.012	SPLSR ≤ 0.04, Not required
	LTE Band 30	0.842	-0.62	-12.98	-0.29	1.639	219.03	0.010	SPLSR ≤ 0.04, Not required
	LTE Band 38	0.746	-1.86	-12.72	-0.30	1.543	216.60	0.009	SPLSR ≤ 0.04, Not required
	LTE Band 41	0.872	-0.50	-12.42	-0.31	1.669	213.45	0.010	SPLSR ≤ 0.04, Not required
LTE Band 66	0.491	-0.96	-15.18	-0.18	1.288	241.01	0.006	SPLSR ≤ 0.04, Not required	

Unless otherwise stated the results shown in this test report refer only to the sample(s) tested and such sample(s) are retained for 90 days only.

除非另有說明，此報告結果僅對測試之樣品負責，同時此樣品僅保留90天。本報告未經本公司書面許可，不可部份複製。

This document is issued by the Company subject to its General Conditions of Service printed overleaf, available on request or accessible at www.sgs.com/terms_and_conditions.htm and for electronic format documents, subject to Terms and Conditions for Electronic Documents at www.sgs.com/terms_e-document.htm. Attention is drawn to the limitation of liability, indemnification and jurisdiction issues defined therein. Any holder of this document is advised that information contained hereon reflects the Company's findings at the time of its intervention only and within the limits of Client's instructions, if any. The Company's sole responsibility is to its Client and this document does not exonerate parties to a transaction from exercising all their rights and obligations under the transaction documents. This document cannot be reproduced except in full, without prior written approval of the Company. Any unauthorized alteration, forgery or falsification of the content or appearance of this document is unlawful and offenders may be prosecuted to the fullest extent of the law.

Top side WWAN + 2.4G WLAN Main + 5G WLAN Main + BT

Position	Conditions	SAR Value (W/kg)	Coordinates (cm)			ΣSAR (W/kg)	Peak Location Separation Distance (mm)	SPLSR	Simultaneous Transmission SAR Test
			x	y	z				
Top side	Bluetooth	0.115	-0.66	8.54	-0.44	-	-	-	-
	WLAN Main 2.4G	0.699	-0.68	-6.80	0.42	0.814	153.64	0.005	SPLSR ≤ 0.04, Not required
	WLAN Main 5G	0.683	-0.86	-5.90	-0.41	0.798	144.41	0.005	SPLSR ≤ 0.04, Not required
	WCDMA Band 5	1.254	-0.80	-15.03	-0.30	1.369	235.71	0.007	SPLSR ≤ 0.04, Not required
	LTE Band 5	1.155	-0.80	-15.03	-0.29	1.270	235.71	0.006	SPLSR ≤ 0.04, Not required
	LTE Band 12	1.251	-0.80	-15.04	-0.29	1.366	235.81	0.007	SPLSR ≤ 0.04, Not required
	LTE Band 13	1.192	-0.80	-15.04	-0.30	1.307	235.81	0.006	SPLSR ≤ 0.04, Not required
	LTE Band 17	1.143	-0.80	-15.04	-0.30	1.258	235.81	0.006	SPLSR ≤ 0.04, Not required
	LTE Band 26	1.272	-0.96	-15.03	-0.43	1.387	235.72	0.007	SPLSR ≤ 0.04, Not required
	LTE Band 30	0.842	-0.62	-12.98	-0.29	0.957	215.21	0.004	SPLSR ≤ 0.04, Not required
LTE Band 41	0.872	-0.50	-12.42	-0.31	1.416	209.61	0.005	SPLSR ≤ 0.04, Not required	

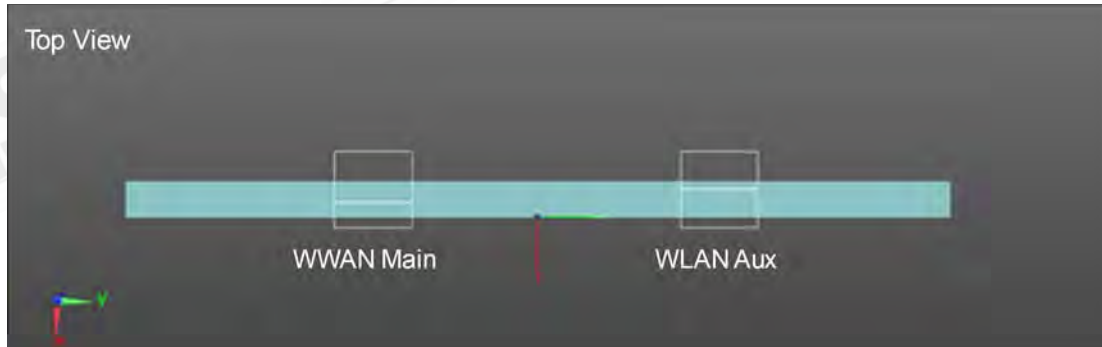
Unless otherwise stated the results shown in this test report refer only to the sample(s) tested and such sample(s) are retained for 90 days only.

除非另有說明，此報告結果僅對測試之樣品負責，同時此樣品僅保留90天。本報告未經本公司書面許可，不可部份複製。


This document is issued by the Company subject to its General Conditions of Service printed overleaf, available on request or accessible at www.sgs.com/terms_and_conditions.htm and for electronic format documents, subject to Terms and Conditions for Electronic Documents at www.sgs.com/terms_e-document.htm. Attention is drawn to the limitation of liability, indemnification and jurisdiction issues defined therein. Any holder of this document is advised that information contained hereon reflects the Company's findings at the time of its intervention only and within the limits of Client's instructions, if any. The Company's sole responsibility is to its Client and this document does not exonerate parties to a transaction from exercising all their rights and obligations under the transaction documents. This document cannot be reproduced except in full, without prior written approval of the Company. Any unauthorized alteration, forgery or falsification of the content or appearance of this document is unlawful and offenders may be prosecuted to the fullest extent of the law.

Top_WLAN_Main→Aux

2.4G Main→Aux



5G Main→Aux



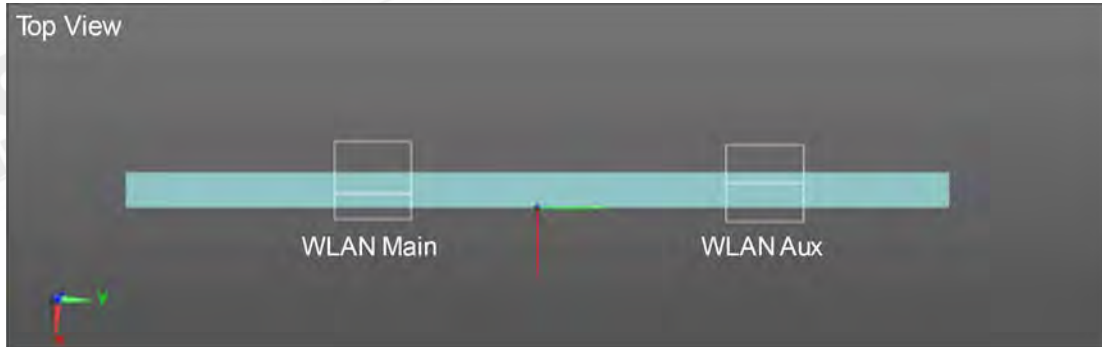
Unless otherwise stated the results shown in this test report refer only to the sample(s) tested and such sample(s) are retained for 90 days only.

除非另有說明，此報告結果僅對測試之樣品負責，同時此樣品僅保留90天。本報告未經本公司書面許可，不可部份複製。

This document is issued by the Company subject to its General Conditions of Service printed overleaf, available on request or accessible at www.sgs.com/terms_and_conditions.htm and for electronic format documents, subject to Terms and Conditions for Electronic Documents at www.sgs.com/terms_e-document.htm. Attention is drawn to the limitation of liability, indemnification and jurisdiction issues defined therein. Any holder of this document is advised that information contained hereon reflects the Company's findings at the time of its intervention only and within the limits of Client's instructions, if any. The Company's sole responsibility is to its Client and this document does not exonerate parties to a transaction from exercising all their rights and obligations under the transaction documents. This document cannot be reproduced except in full, without prior written approval of the Company. Any unauthorized alteration, forgery or falsification of the content or appearance of this document is unlawful and offenders may be prosecuted to the fullest extent of the law.

Top_Bluetooth→WLAN (2.4G & 5G)

Bluetooth→WLAN 2.4G



Bluetooth→WLAN 5G



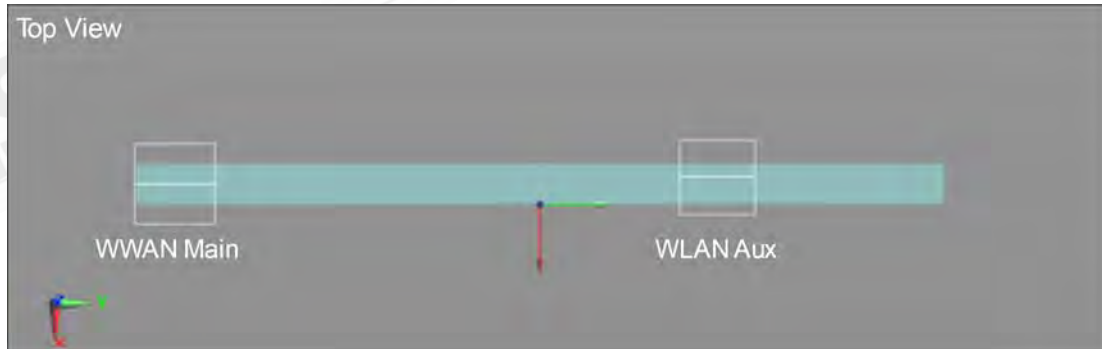
Unless otherwise stated the results shown in this test report refer only to the sample(s) tested and such sample(s) are retained for 90 days only.

除非另有說明，此報告結果僅對測試之樣品負責，同時此樣品僅保留90天。本報告未經本公司書面許可，不可部份複製。

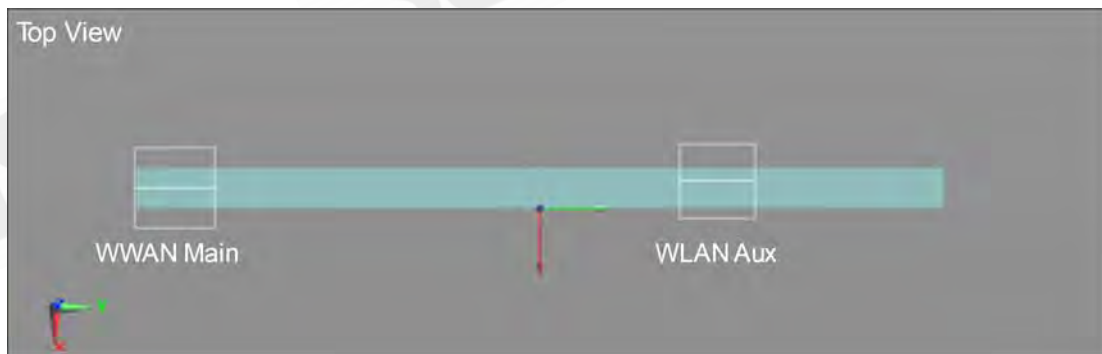
This document is issued by the Company subject to its General Conditions of Service printed overleaf, available on request or accessible at www.sgs.com/terms_and_conditions.htm and for electronic format documents, subject to Terms and Conditions for Electronic Documents at www.sgs.com/terms_e-document.htm. Attention is drawn to the limitation of liability, indemnification and jurisdiction issues defined therein. Any holder of this document is advised that information contained hereon reflects the Company's findings at the time of its intervention only and within the limits of Client's instructions, if any. The Company's sole responsibility is to its Client and this document does not exonerate parties to a transaction from exercising all their rights and obligations under the transaction documents. This document cannot be reproduced except in full, without prior written approval of the Company. Any unauthorized alteration, forgery or falsification of the content or appearance of this document is unlawful and offenders may be prosecuted to the fullest extent of the law.

Top_2.4G_Aux→WWAN

WCDMA Band 2



WCDMA Band 4



WCDMA Band 5

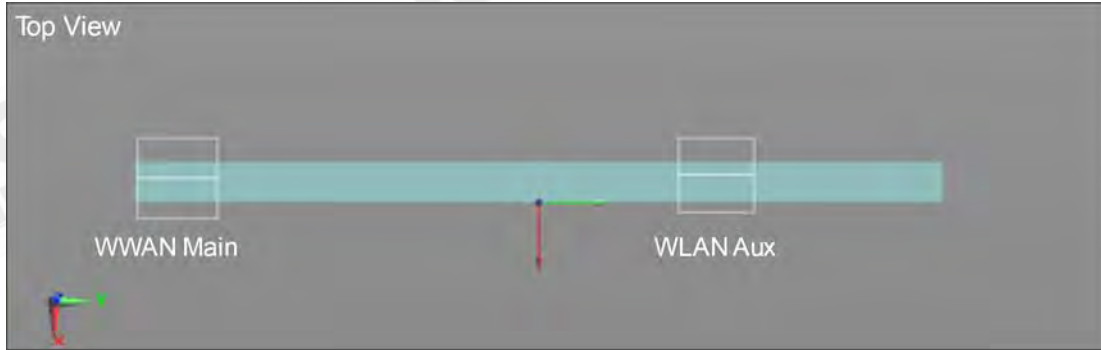


Unless otherwise stated the results shown in this test report refer only to the sample(s) tested and such sample(s) are retained for 90 days only.

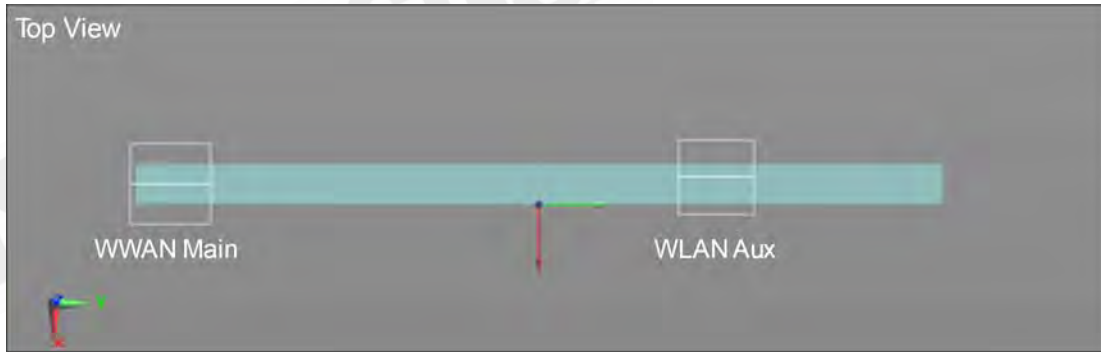
除非另有說明，此報告結果僅對測試之樣品負責，同時此樣品僅保留90天。本報告未經本公司書面許可，不可部份複製。

This document is issued by the Company subject to its General Conditions of Service printed overleaf, available on request or accessible at www.sgs.com/terms_and_conditions.htm and for electronic format documents, subject to Terms and Conditions for Electronic Documents at www.sgs.com/terms_e-document.htm. Attention is drawn to the limitation of liability, indemnification and jurisdiction issues defined therein. Any holder of this document is advised that information contained hereon reflects the Company's findings at the time of its intervention only and within the limits of Client's instructions, if any. The Company's sole responsibility is to its Client and this document does not exonerate parties to a transaction from exercising all their rights and obligations under the transaction documents. This document cannot be reproduced except in full, without prior written approval of the Company. Any unauthorized alteration, forgery or falsification of the content or appearance of this document is unlawful and offenders may be prosecuted to the fullest extent of the law.

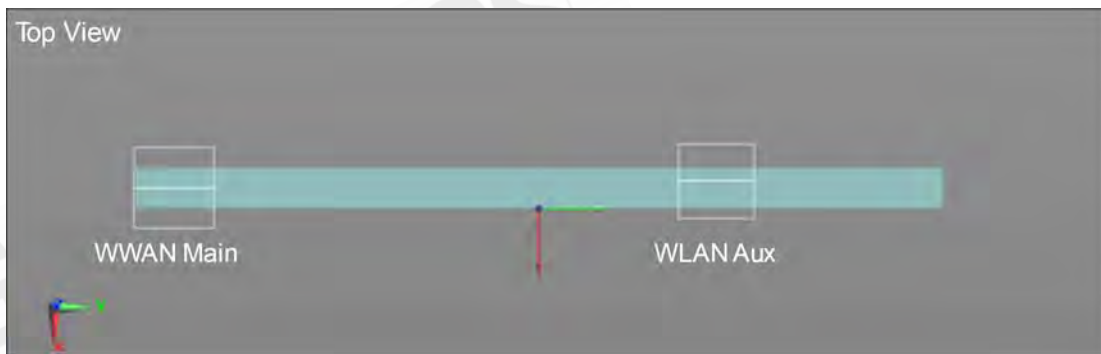
LTE Band 2



LTE Band 4



LTE Band 5

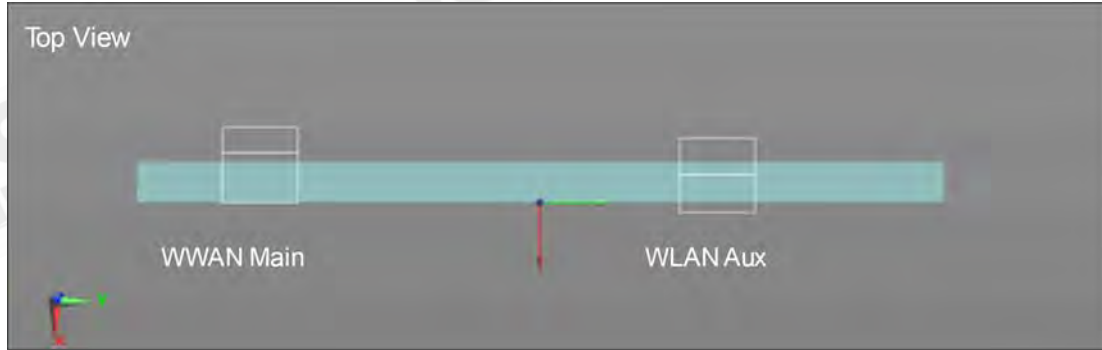


Unless otherwise stated the results shown in this test report refer only to the sample(s) tested and such sample(s) are retained for 90 days only.

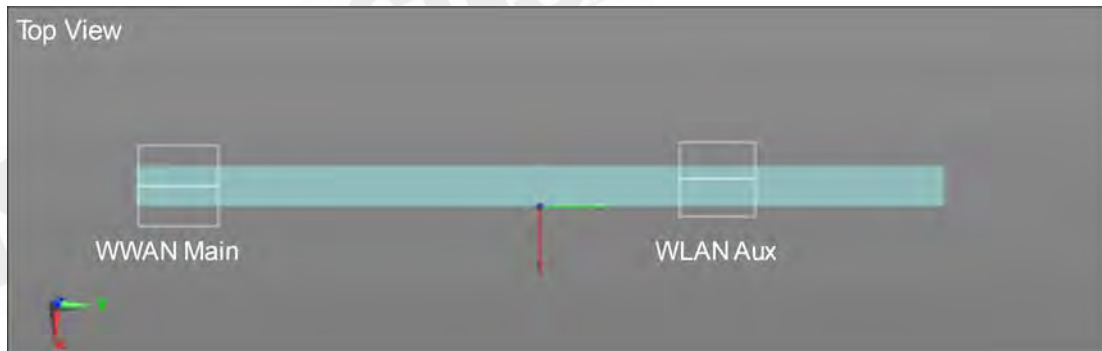
除非另有說明，此報告結果僅對測試之樣品負責，同時此樣品僅保留90天。本報告未經本公司書面許可，不可部份複製。

This document is issued by the Company subject to its General Conditions of Service printed overleaf, available on request or accessible at www.sgs.com/terms_and_conditions.htm and for electronic format documents, subject to Terms and Conditions for Electronic Documents at www.sgs.com/terms_e-document.htm. Attention is drawn to the limitation of liability, indemnification and jurisdiction issues defined therein. Any holder of this document is advised that information contained hereon reflects the Company's findings at the time of its intervention only and within the limits of Client's instructions, if any. The Company's sole responsibility is to its Client and this document does not exonerate parties to a transaction from exercising all their rights and obligations under the transaction documents. This document cannot be reproduced except in full, without prior written approval of the Company. Any unauthorized alteration, forgery or falsification of the content or appearance of this document is unlawful and offenders may be prosecuted to the fullest extent of the law.

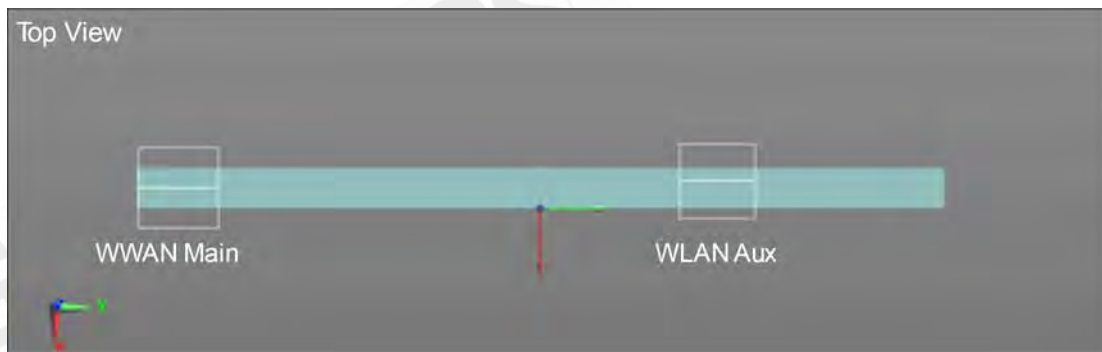
LTE Band 7



LTE Band 12



LTE Band 13

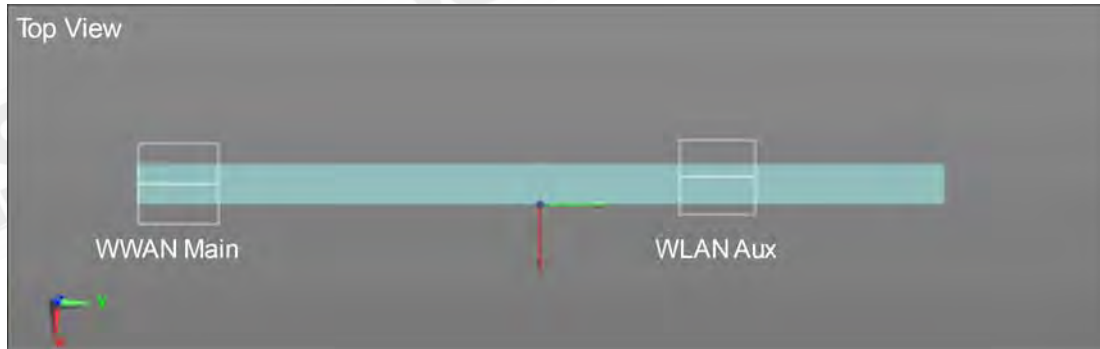


Unless otherwise stated the results shown in this test report refer only to the sample(s) tested and such sample(s) are retained for 90 days only.

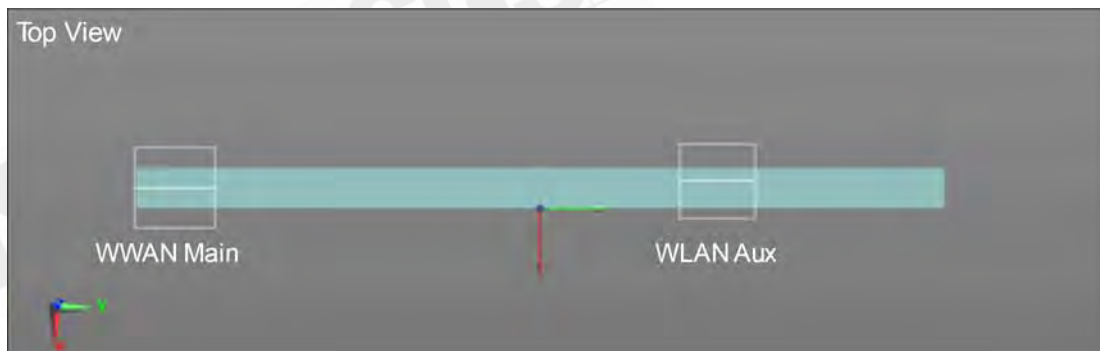
除非另有說明，此報告結果僅對測試之樣品負責，同時此樣品僅保留90天。本報告未經本公司書面許可，不可部份複製。

This document is issued by the Company subject to its General Conditions of Service printed overleaf, available on request or accessible at www.sgs.com/terms_and_conditions.htm and for electronic format documents, subject to Terms and Conditions for Electronic Documents at www.sgs.com/terms_e-document.htm. Attention is drawn to the limitation of liability, indemnification and jurisdiction issues defined therein. Any holder of this document is advised that information contained hereon reflects the Company's findings at the time of its intervention only and within the limits of Client's instructions, if any. The Company's sole responsibility is to its Client and this document does not exonerate parties to a transaction from exercising all their rights and obligations under the transaction documents. This document cannot be reproduced except in full, without prior written approval of the Company. Any unauthorized alteration, forgery or falsification of the content or appearance of this document is unlawful and offenders may be prosecuted to the fullest extent of the law.

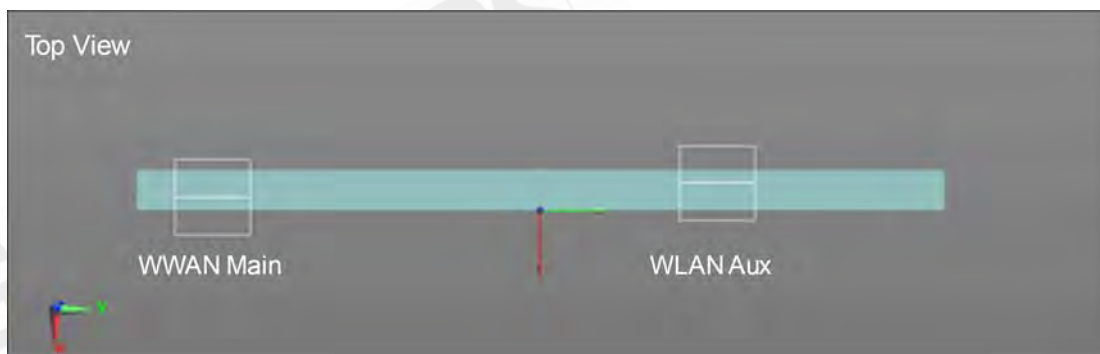
LTE Band 17



LTE Band 26



LTE Band 30

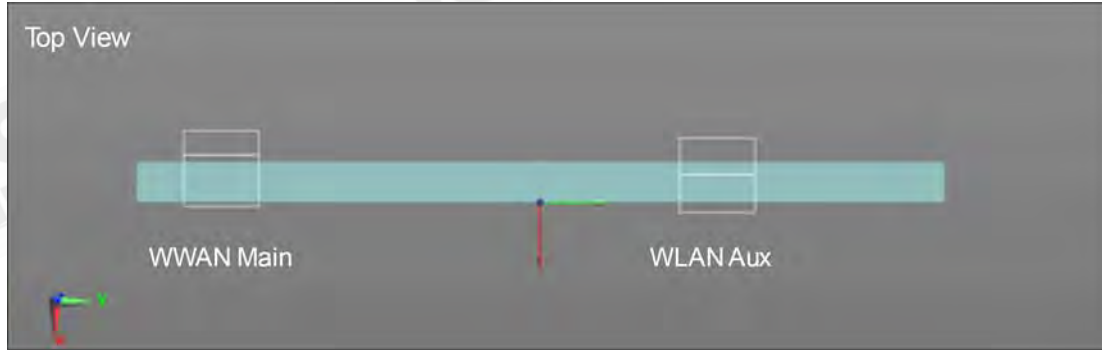


Unless otherwise stated the results shown in this test report refer only to the sample(s) tested and such sample(s) are retained for 90 days only.

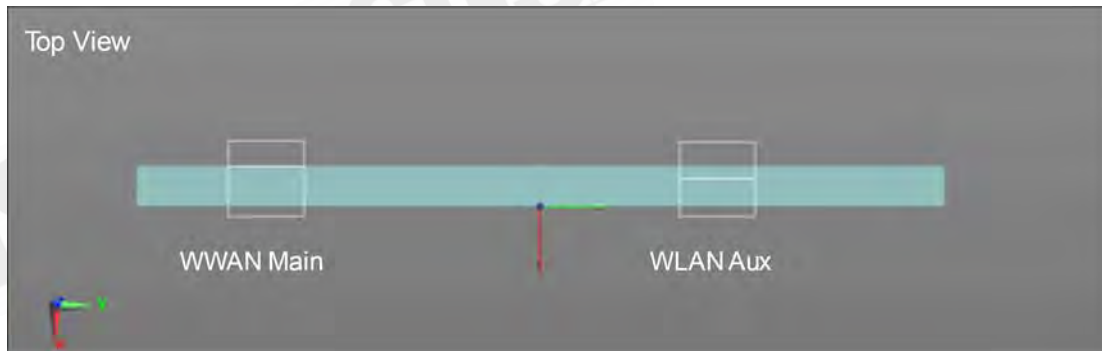
除非另有說明，此報告結果僅對測試之樣品負責，同時此樣品僅保留90天。本報告未經本公司書面許可，不可部份複製。

This document is issued by the Company subject to its General Conditions of Service printed overleaf, available on request or accessible at www.sgs.com/terms_and_conditions.htm and for electronic format documents, subject to Terms and Conditions for Electronic Documents at www.sgs.com/terms_e-document.htm. Attention is drawn to the limitation of liability, indemnification and jurisdiction issues defined therein. Any holder of this document is advised that information contained hereon reflects the Company's findings at the time of its intervention only and within the limits of Client's instructions, if any. The Company's sole responsibility is to its Client and this document does not exonerate parties to a transaction from exercising all their rights and obligations under the transaction documents. This document cannot be reproduced except in full, without prior written approval of the Company. Any unauthorized alteration, forgery or falsification of the content or appearance of this document is unlawful and offenders may be prosecuted to the fullest extent of the law.

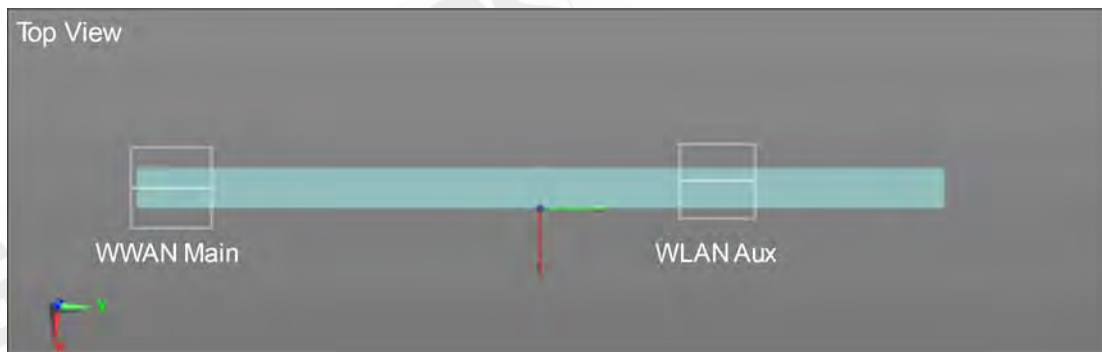
LTE Band 38



LTE Band 41



LTE Band 66



Unless otherwise stated the results shown in this test report refer only to the sample(s) tested and such sample(s) are retained for 90 days only.

除非另有說明，此報告結果僅對測試之樣品負責，同時此樣品僅保留90天。本報告未經本公司書面許可，不可部份複製。

This document is issued by the Company subject to its General Conditions of Service printed overleaf, available on request or accessible at www.sgs.com/terms_and_conditions.htm and for electronic format documents, subject to Terms and Conditions for Electronic Documents at www.sgs.com/terms_e-document.htm. Attention is drawn to the limitation of liability, indemnification and jurisdiction issues defined therein. Any holder of this document is advised that information contained hereon reflects the Company's findings at the time of its intervention only and within the limits of Client's instructions, if any. The Company's sole responsibility is to its Client and this document does not exonerate parties to a transaction from exercising all their rights and obligations under the transaction documents. This document cannot be reproduced except in full, without prior written approval of the Company. Any unauthorized alteration, forgery or falsification of the content or appearance of this document is unlawful and offenders may be prosecuted to the fullest extent of the law.


Top_5G_Aux→WWAN
WCDMA Band 2



WCDMA Band 4



WCDMA Band 5




Unless otherwise stated the results shown in this test report refer only to the sample(s) tested and such sample(s) are retained for 90 days only.


除非另有說明，此報告結果僅對測試之樣品負責，同時此樣品僅保留90天。本報告未經本公司書面許可，不可部份複製。

This document is issued by the Company subject to its General Conditions of Service printed overleaf, available on request or accessible at www.sgs.com/terms_and_conditions.htm and for electronic format documents, subject to Terms and Conditions for Electronic Documents at www.sgs.com/terms_e-document.htm. Attention is drawn to the limitation of liability, indemnification and jurisdiction issues defined therein. Any holder of this document is advised that information contained hereon reflects the Company's findings at the time of its intervention only and within the limits of Client's instructions, if any. The Company's sole responsibility is to its Client and this document does not exonerate parties to a transaction from exercising all their rights and obligations under the transaction documents. This document cannot be reproduced except in full, without prior written approval of the Company. Any unauthorized alteration, forgery or falsification of the content or appearance of this document is unlawful and offenders may be prosecuted to the fullest extent of the law.


LTE Band 2



LTE Band 4



LTE Band 5




Unless otherwise stated the results shown in this test report refer only to the sample(s) tested and such sample(s) are retained for 90 days only.


除非另有說明，此報告結果僅對測試之樣品負責，同時此樣品僅保留90天。本報告未經本公司書面許可，不可部份複製。

This document is issued by the Company subject to its General Conditions of Service printed overleaf, available on request or accessible at www.sgs.com/terms_and_conditions.htm and for electronic format documents, subject to Terms and Conditions for Electronic Documents at www.sgs.com/terms_e-document.htm. Attention is drawn to the limitation of liability, indemnification and jurisdiction issues defined therein. Any holder of this document is advised that information contained hereon reflects the Company's findings at the time of its intervention only and within the limits of Client's instructions, if any. The Company's sole responsibility is to its Client and this document does not exonerate parties to a transaction from exercising all their rights and obligations under the transaction documents. This document cannot be reproduced except in full, without prior written approval of the Company. Any unauthorized alteration, forgery or falsification of the content or appearance of this document is unlawful and offenders may be prosecuted to the fullest extent of the law.


LTE Band 7



LTE Band 12



LTE Band 13




Unless otherwise stated the results shown in this test report refer only to the sample(s) tested and such sample(s) are retained for 90 days only.


除非另有說明，此報告結果僅對測試之樣品負責，同時此樣品僅保留90天。本報告未經本公司書面許可，不可部份複製。

This document is issued by the Company subject to its General Conditions of Service printed overleaf, available on request or accessible at www.sgs.com/terms_and_conditions.htm and for electronic format documents, subject to Terms and Conditions for Electronic Documents at www.sgs.com/terms_e-document.htm. Attention is drawn to the limitation of liability, indemnification and jurisdiction issues defined therein. Any holder of this document is advised that information contained hereon reflects the Company's findings at the time of its intervention only and within the limits of Client's instructions, if any. The Company's sole responsibility is to its Client and this document does not exonerate parties to a transaction from exercising all their rights and obligations under the transaction documents. This document cannot be reproduced except in full, without prior written approval of the Company. Any unauthorized alteration, forgery or falsification of the content or appearance of this document is unlawful and offenders may be prosecuted to the fullest extent of the law.


LTE Band 17



LTE Band 26



LTE Band 30

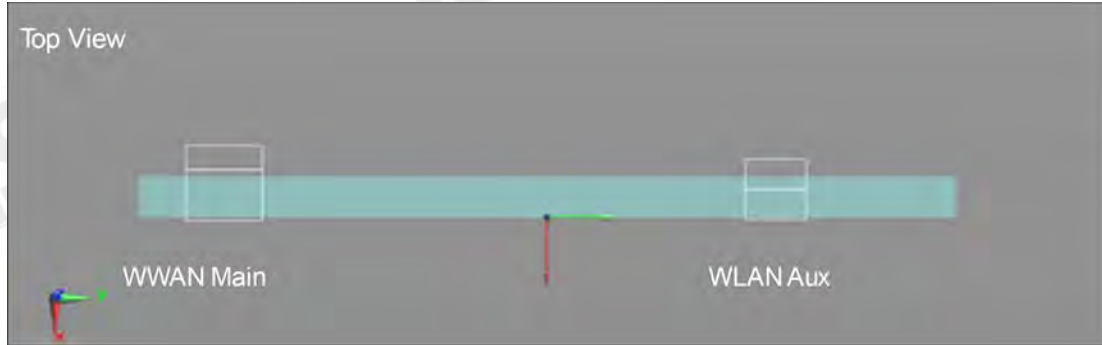


Unless otherwise stated the results shown in this test report refer only to the sample(s) tested and such sample(s) are retained for 90 days only.


除非另有說明，此報告結果僅對測試之樣品負責，同時此樣品僅保留90天。本報告未經本公司書面許可，不可部份複製。

This document is issued by the Company subject to its General Conditions of Service printed overleaf, available on request or accessible at www.sgs.com/terms_and_conditions.htm and for electronic format documents, subject to Terms and Conditions for Electronic Documents at www.sgs.com/terms_e-document.htm. Attention is drawn to the limitation of liability, indemnification and jurisdiction issues defined therein. Any holder of this document is advised that information contained hereon reflects the Company's findings at the time of its intervention only and within the limits of Client's instructions, if any. The Company's sole responsibility is to its Client and this document does not exonerate parties to a transaction from exercising all their rights and obligations under the transaction documents. This document cannot be reproduced except in full, without prior written approval of the Company. Any unauthorized alteration, forgery or falsification of the content or appearance of this document is unlawful and offenders may be prosecuted to the fullest extent of the law.


LTE Band 38



LTE Band 41



LTE Band 66

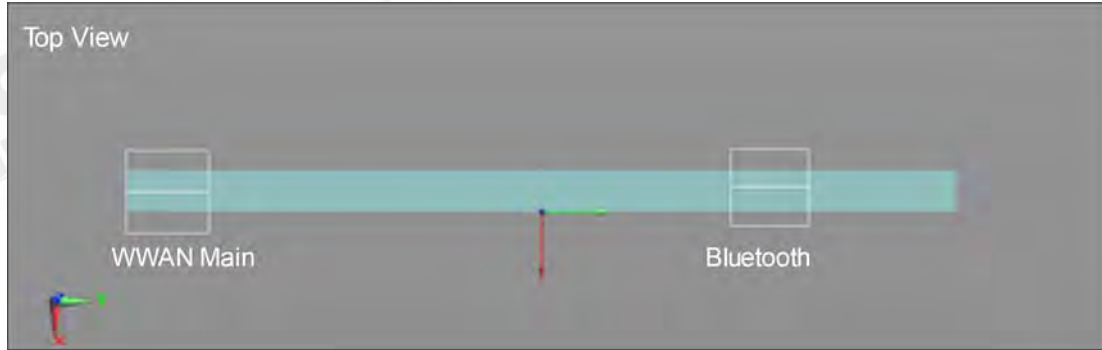


Unless otherwise stated the results shown in this test report refer only to the sample(s) tested and such sample(s) are retained for 90 days only.


除非另有說明，此報告結果僅對測試之樣品負責，同時此樣品僅保留90天。本報告未經本公司書面許可，不可部份複製。

This document is issued by the Company subject to its General Conditions of Service printed overleaf, available on request or accessible at www.sgs.com/terms_and_conditions.htm and for electronic format documents, subject to Terms and Conditions for Electronic Documents at www.sgs.com/terms_e-document.htm. Attention is drawn to the limitation of liability, indemnification and jurisdiction issues defined therein. Any holder of this document is advised that information contained hereon reflects the Company's findings at the time of its intervention only and within the limits of Client's instructions, if any. The Company's sole responsibility is to its Client and this document does not exonerate parties to a transaction from exercising all their rights and obligations under the transaction documents. This document cannot be reproduced except in full, without prior written approval of the Company. Any unauthorized alteration, forgery or falsification of the content or appearance of this document is unlawful and offenders may be prosecuted to the fullest extent of the law.


Top_Bluetooth→WWAN
WCDMA Band 2



WCDMA Band 4



WCDMA Band 5

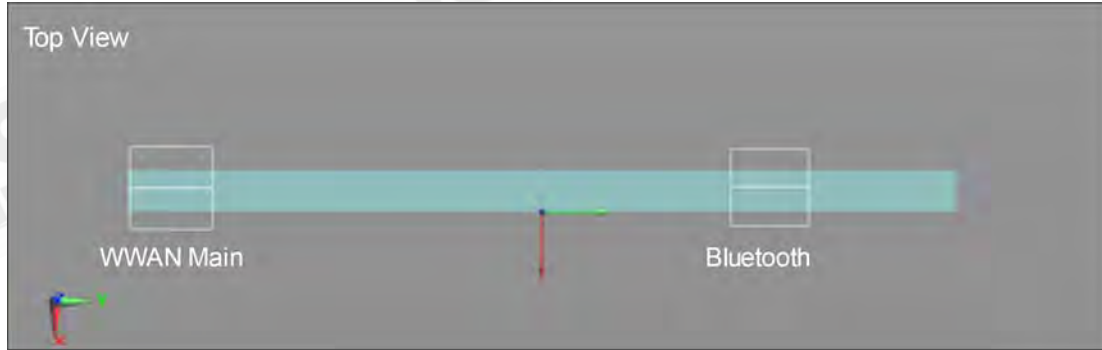


Unless otherwise stated the results shown in this test report refer only to the sample(s) tested and such sample(s) are retained for 90 days only.

除非另有說明，此報告結果僅對測試之樣品負責，同時此樣品僅保留90天。本報告未經本公司書面許可，不可部份複製。

This document is issued by the Company subject to its General Conditions of Service printed overleaf, available on request or accessible at www.sgs.com/terms_and_conditions.htm and for electronic format documents, subject to Terms and Conditions for Electronic Documents at www.sgs.com/terms_e-document.htm. Attention is drawn to the limitation of liability, indemnification and jurisdiction issues defined therein. Any holder of this document is advised that information contained hereon reflects the Company's findings at the time of its intervention only and within the limits of Client's instructions, if any. The Company's sole responsibility is to its Client and this document does not exonerate parties to a transaction from exercising all their rights and obligations under the transaction documents. This document cannot be reproduced except in full, without prior written approval of the Company. Any unauthorized alteration, forgery or falsification of the content or appearance of this document is unlawful and offenders may be prosecuted to the fullest extent of the law.


LTE Band 2



LTE Band 4



LTE Band 5

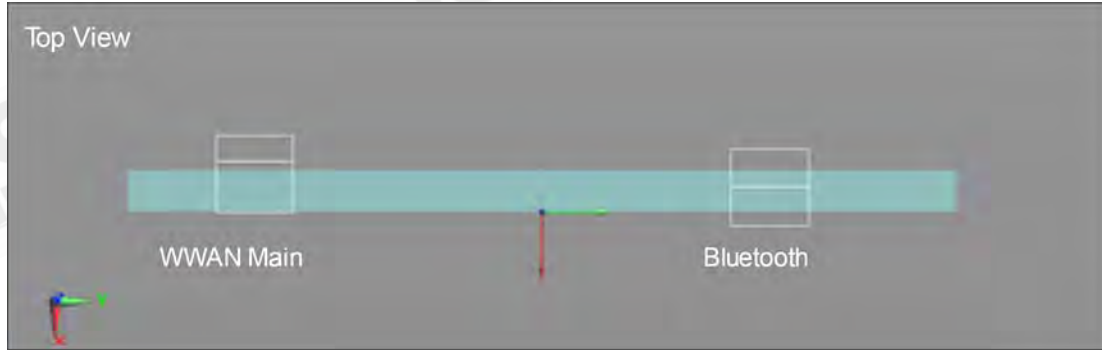


Unless otherwise stated the results shown in this test report refer only to the sample(s) tested and such sample(s) are retained for 90 days only.


除非另有說明，此報告結果僅對測試之樣品負責，同時此樣品僅保留90天。本報告未經本公司書面許可，不可部份複製。

This document is issued by the Company subject to its General Conditions of Service printed overleaf, available on request or accessible at www.sgs.com/terms_and_conditions.htm and for electronic format documents, subject to Terms and Conditions for Electronic Documents at www.sgs.com/terms_e-document.htm. Attention is drawn to the limitation of liability, indemnification and jurisdiction issues defined therein. Any holder of this document is advised that information contained hereon reflects the Company's findings at the time of its intervention only and within the limits of Client's instructions, if any. The Company's sole responsibility is to its Client and this document does not exonerate parties to a transaction from exercising all their rights and obligations under the transaction documents. This document cannot be reproduced except in full, without prior written approval of the Company. Any unauthorized alteration, forgery or falsification of the content or appearance of this document is unlawful and offenders may be prosecuted to the fullest extent of the law.


LTE Band 7



LTE Band 12



LTE Band 13




Unless otherwise stated the results shown in this test report refer only to the sample(s) tested and such sample(s) are retained for 90 days only.


除非另有說明，此報告結果僅對測試之樣品負責，同時此樣品僅保留90天。本報告未經本公司書面許可，不可部份複製。

This document is issued by the Company subject to its General Conditions of Service printed overleaf, available on request or accessible at www.sgs.com/terms_and_conditions.htm and for electronic format documents, subject to Terms and Conditions for Electronic Documents at www.sgs.com/terms_e-document.htm. Attention is drawn to the limitation of liability, indemnification and jurisdiction issues defined therein. Any holder of this document is advised that information contained hereon reflects the Company's findings at the time of its intervention only and within the limits of Client's instructions, if any. The Company's sole responsibility is to its Client and this document does not exonerate parties to a transaction from exercising all their rights and obligations under the transaction documents. This document cannot be reproduced except in full, without prior written approval of the Company. Any unauthorized alteration, forgery or falsification of the content or appearance of this document is unlawful and offenders may be prosecuted to the fullest extent of the law.


LTE Band 17



LTE Band 26



LTE Band 30



Unless otherwise stated the results shown in this test report refer only to the sample(s) tested and such sample(s) are retained for 90 days only.


除非另有說明，此報告結果僅對測試之樣品負責，同時此樣品僅保留90天。本報告未經本公司書面許可，不可部份複製。

This document is issued by the Company subject to its General Conditions of Service printed overleaf, available on request or accessible at www.sgs.com/terms_and_conditions.htm and for electronic format documents, subject to Terms and Conditions for Electronic Documents at www.sgs.com/terms_e-document.htm. Attention is drawn to the limitation of liability, indemnification and jurisdiction issues defined therein. Any holder of this document is advised that information contained hereon reflects the Company's findings at the time of its intervention only and within the limits of Client's instructions, if any. The Company's sole responsibility is to its Client and this document does not exonerate parties to a transaction from exercising all their rights and obligations under the transaction documents. This document cannot be reproduced except in full, without prior written approval of the Company. Any unauthorized alteration, forgery or falsification of the content or appearance of this document is unlawful and offenders may be prosecuted to the fullest extent of the law.


LTE Band 38



LTE Band 41



LTE Band 66



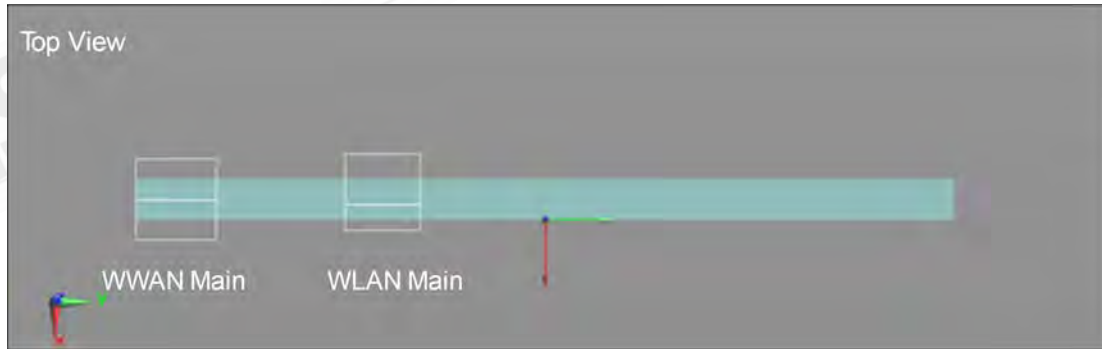
Unless otherwise stated the results shown in this test report refer only to the sample(s) tested and such sample(s) are retained for 90 days only.

除非另有說明，此報告結果僅對測試之樣品負責，同時此樣品僅保留90天。本報告未經本公司書面許可，不可部份複製。


This document is issued by the Company subject to its General Conditions of Service printed overleaf, available on request or accessible at www.sgs.com/terms_and_conditions.htm and for electronic format documents, subject to Terms and Conditions for Electronic Documents at www.sgs.com/terms_e-document.htm. Attention is drawn to the limitation of liability, indemnification and jurisdiction issues defined therein. Any holder of this document is advised that information contained hereon reflects the Company's findings at the time of its intervention only and within the limits of Client's instructions, if any. The Company's sole responsibility is to its Client and this document does not exonerate parties to a transaction from exercising all their rights and obligations under the transaction documents. This document cannot be reproduced except in full, without prior written approval of the Company. Any unauthorized alteration, forgery or falsification of the content or appearance of this document is unlawful and offenders may be prosecuted to the fullest extent of the law.

Top_2.4G_Main→WWAN

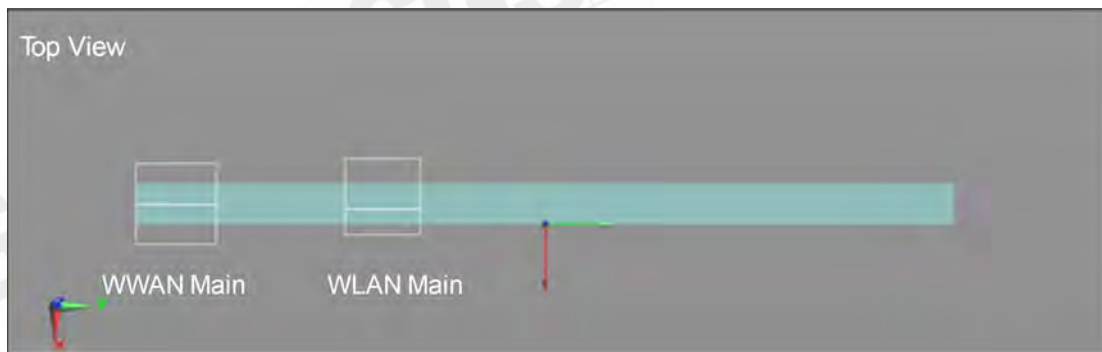
WCDMA Band 2



WCDMA Band 4



WCDMA Band 5

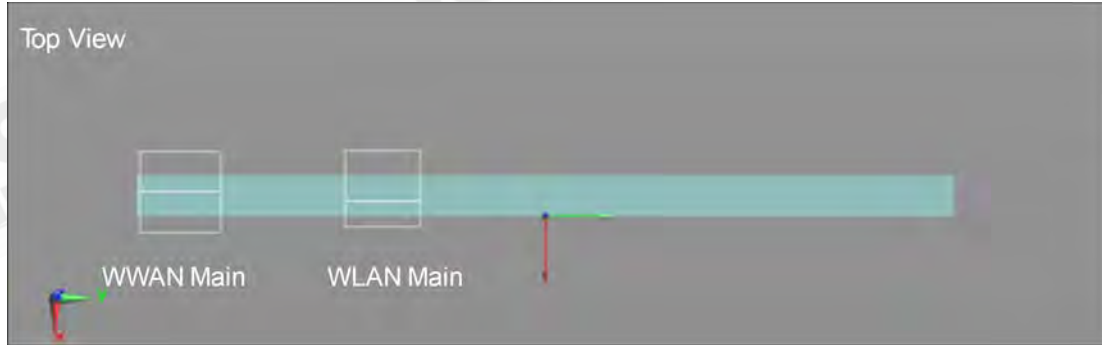


Unless otherwise stated the results shown in this test report refer only to the sample(s) tested and such sample(s) are retained for 90 days only.

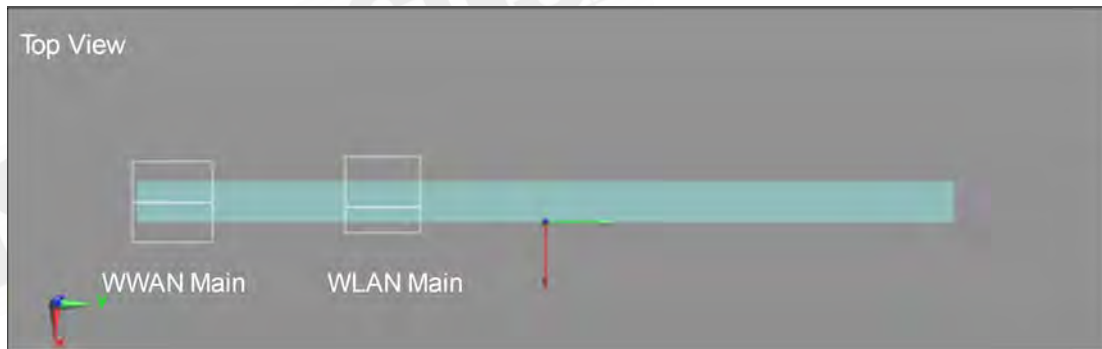
除非另有說明，此報告結果僅對測試之樣品負責，同時此樣品僅保留90天。本報告未經本公司書面許可，不可部份複製。

This document is issued by the Company subject to its General Conditions of Service printed overleaf, available on request or accessible at www.sgs.com/terms_and_conditions.htm and for electronic format documents, subject to Terms and Conditions for Electronic Documents at www.sgs.com/terms_e-document.htm. Attention is drawn to the limitation of liability, indemnification and jurisdiction issues defined therein. Any holder of this document is advised that information contained hereon reflects the Company's findings at the time of its intervention only and within the limits of Client's instructions, if any. The Company's sole responsibility is to its Client and this document does not exonerate parties to a transaction from exercising all their rights and obligations under the transaction documents. This document cannot be reproduced except in full, without prior written approval of the Company. Any unauthorized alteration, forgery or falsification of the content or appearance of this document is unlawful and offenders may be prosecuted to the fullest extent of the law.


LTE Band 2



LTE Band 4



LTE Band 5

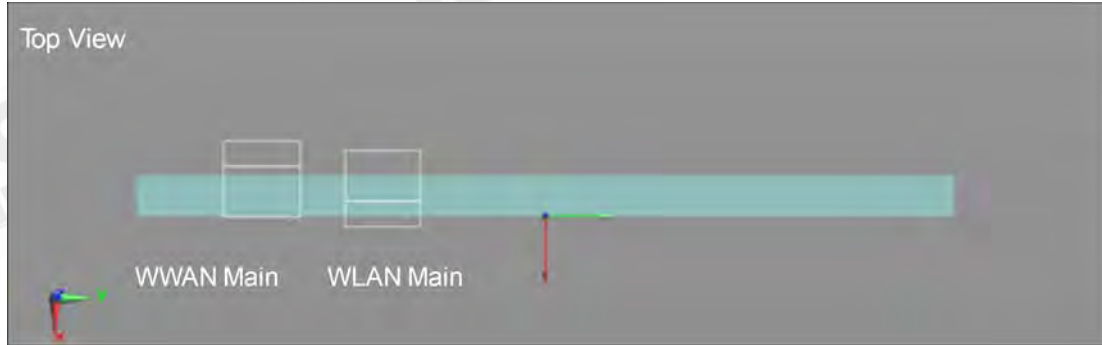


Unless otherwise stated the results shown in this test report refer only to the sample(s) tested and such sample(s) are retained for 90 days only.

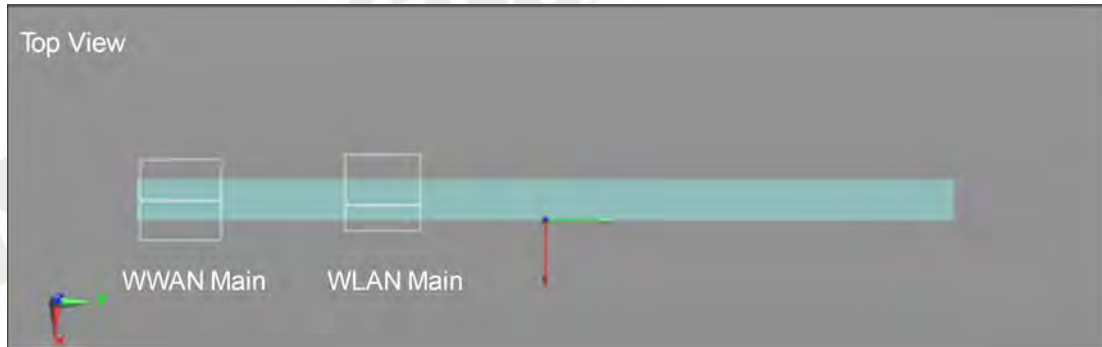
除非另有說明，此報告結果僅對測試之樣品負責，同時此樣品僅保留90天。本報告未經本公司書面許可，不可部份複製。

This document is issued by the Company subject to its General Conditions of Service printed overleaf, available on request or accessible at www.sgs.com/terms_and_conditions.htm and for electronic format documents, subject to Terms and Conditions for Electronic Documents at www.sgs.com/terms_e-document.htm. Attention is drawn to the limitation of liability, indemnification and jurisdiction issues defined therein. Any holder of this document is advised that information contained hereon reflects the Company's findings at the time of its intervention only and within the limits of Client's instructions, if any. The Company's sole responsibility is to its Client and this document does not exonerate parties to a transaction from exercising all their rights and obligations under the transaction documents. This document cannot be reproduced except in full, without prior written approval of the Company. Any unauthorized alteration, forgery or falsification of the content or appearance of this document is unlawful and offenders may be prosecuted to the fullest extent of the law.


LTE Band 7



LTE Band 12



LTE Band 13

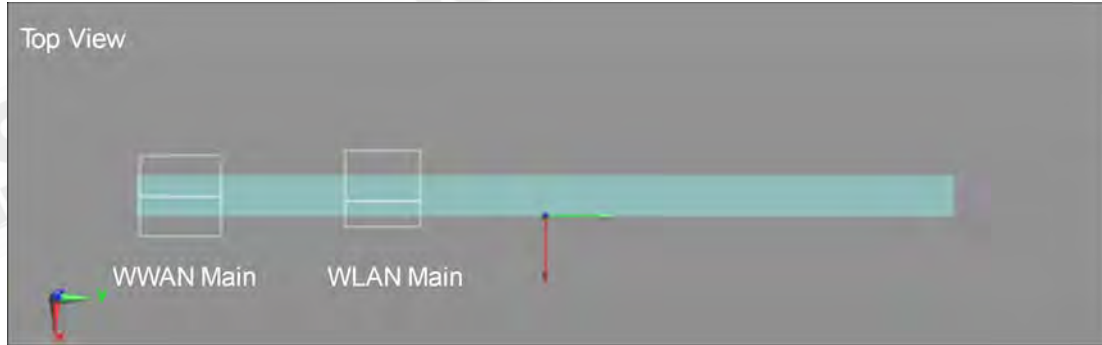


Unless otherwise stated the results shown in this test report refer only to the sample(s) tested and such sample(s) are retained for 90 days only.

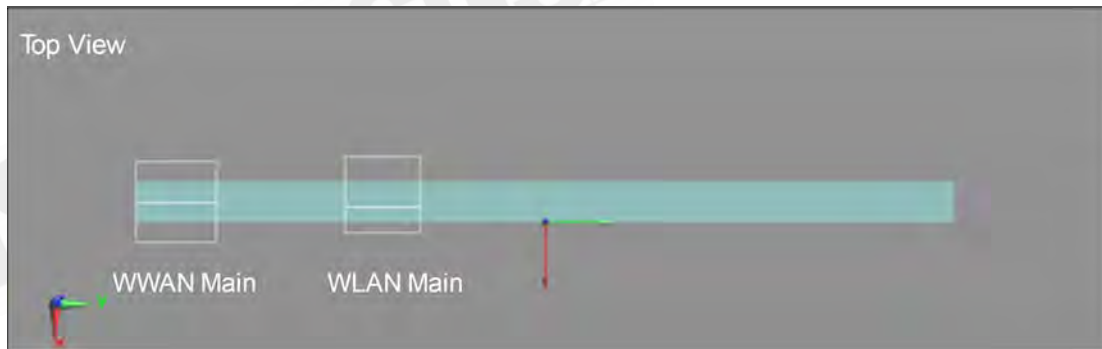
除非另有說明，此報告結果僅對測試之樣品負責，同時此樣品僅保留90天。本報告未經本公司書面許可，不可部份複製。

This document is issued by the Company subject to its General Conditions of Service printed overleaf, available on request or accessible at www.sgs.com/terms_and_conditions.htm and for electronic format documents, subject to Terms and Conditions for Electronic Documents at www.sgs.com/terms_e-document.htm. Attention is drawn to the limitation of liability, indemnification and jurisdiction issues defined therein. Any holder of this document is advised that information contained hereon reflects the Company's findings at the time of its intervention only and within the limits of Client's instructions, if any. The Company's sole responsibility is to its Client and this document does not exonerate parties to a transaction from exercising all their rights and obligations under the transaction documents. This document cannot be reproduced except in full, without prior written approval of the Company. Any unauthorized alteration, forgery or falsification of the content or appearance of this document is unlawful and offenders may be prosecuted to the fullest extent of the law.


LTE Band 17



LTE Band 26



LTE Band 30

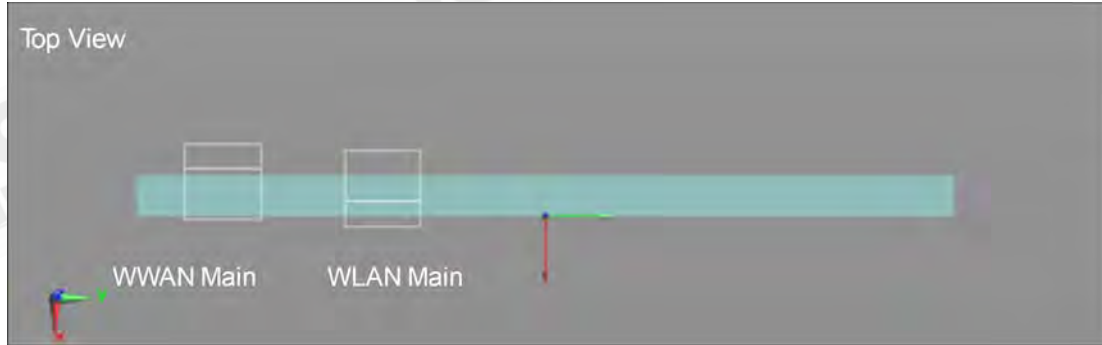


Unless otherwise stated the results shown in this test report refer only to the sample(s) tested and such sample(s) are retained for 90 days only.

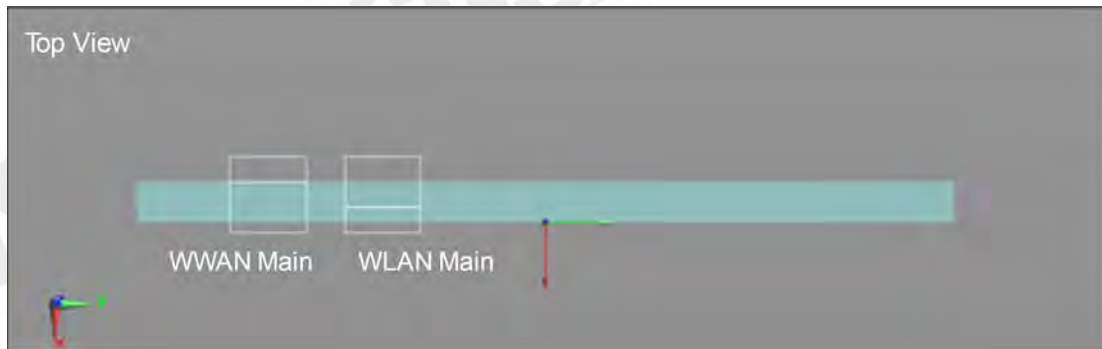
除非另有說明，此報告結果僅對測試之樣品負責，同時此樣品僅保留90天。本報告未經本公司書面許可，不可部份複製。

This document is issued by the Company subject to its General Conditions of Service printed overleaf, available on request or accessible at www.sgs.com/terms_and_conditions.htm and for electronic format documents, subject to Terms and Conditions for Electronic Documents at www.sgs.com/terms_e-document.htm. Attention is drawn to the limitation of liability, indemnification and jurisdiction issues defined therein. Any holder of this document is advised that information contained hereon reflects the Company's findings at the time of its intervention only and within the limits of Client's instructions, if any. The Company's sole responsibility is to its Client and this document does not exonerate parties to a transaction from exercising all their rights and obligations under the transaction documents. This document cannot be reproduced except in full, without prior written approval of the Company. Any unauthorized alteration, forgery or falsification of the content or appearance of this document is unlawful and offenders may be prosecuted to the fullest extent of the law.


LTE Band 38



LTE Band 41



LTE Band 66



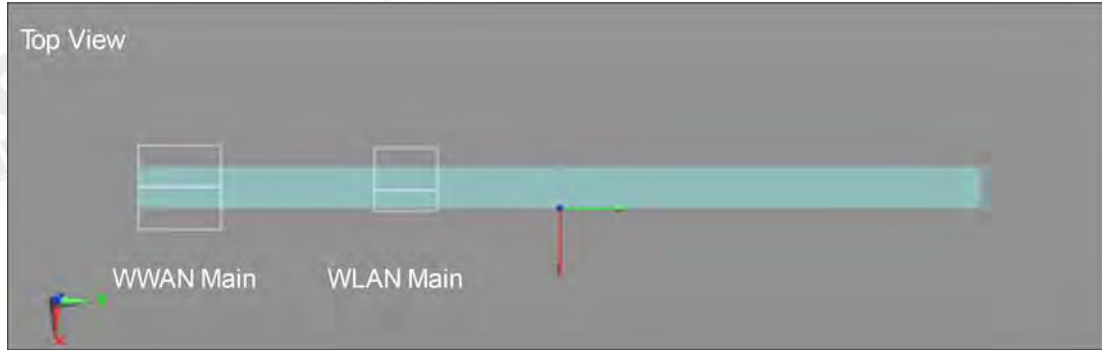
Unless otherwise stated the results shown in this test report refer only to the sample(s) tested and such sample(s) are retained for 90 days only.

除非另有說明，此報告結果僅對測試之樣品負責，同時此樣品僅保留90天。本報告未經本公司書面許可，不可部份複製。

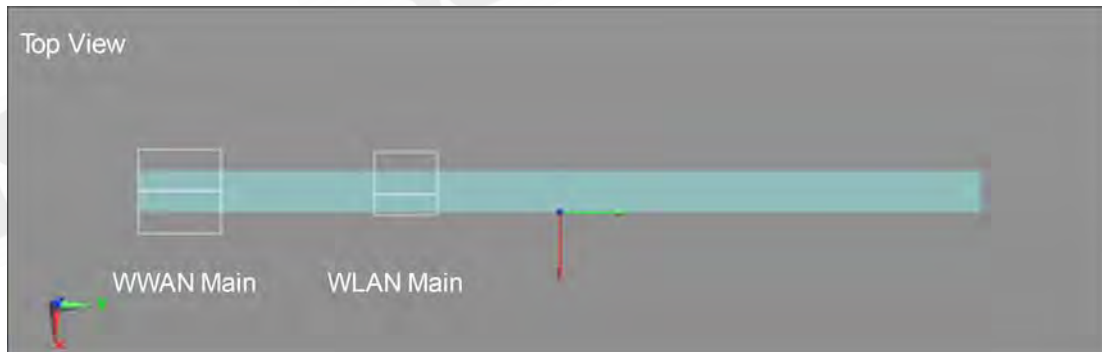
This document is issued by the Company subject to its General Conditions of Service printed overleaf, available on request or accessible at www.sgs.com/terms_and_conditions.htm and for electronic format documents, subject to Terms and Conditions for Electronic Documents at www.sgs.com/terms_e-document.htm. Attention is drawn to the limitation of liability, indemnification and jurisdiction issues defined therein. Any holder of this document is advised that information contained hereon reflects the Company's findings at the time of its intervention only and within the limits of Client's instructions, if any. The Company's sole responsibility is to its Client and this document does not exonerate parties to a transaction from exercising all their rights and obligations under the transaction documents. This document cannot be reproduced except in full, without prior written approval of the Company. Any unauthorized alteration, forgery or falsification of the content or appearance of this document is unlawful and offenders may be prosecuted to the fullest extent of the law.

Top_5G_Main→WWAN

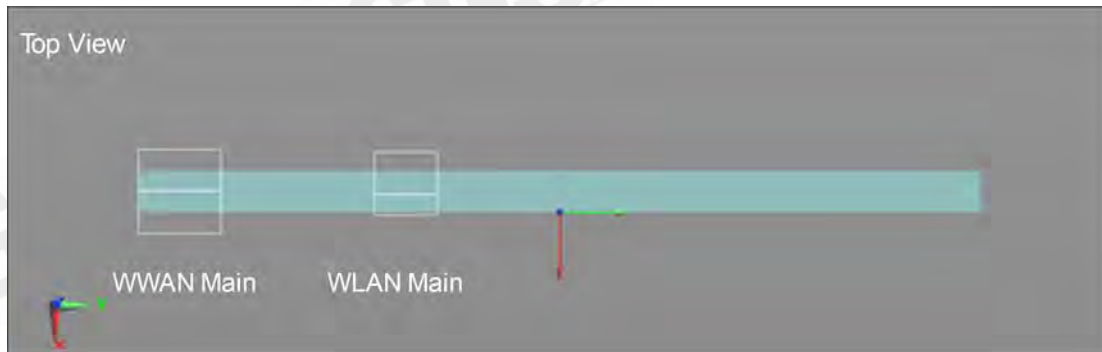
WCDMA Band 2



WCDMA Band 4



WCDMA Band 5

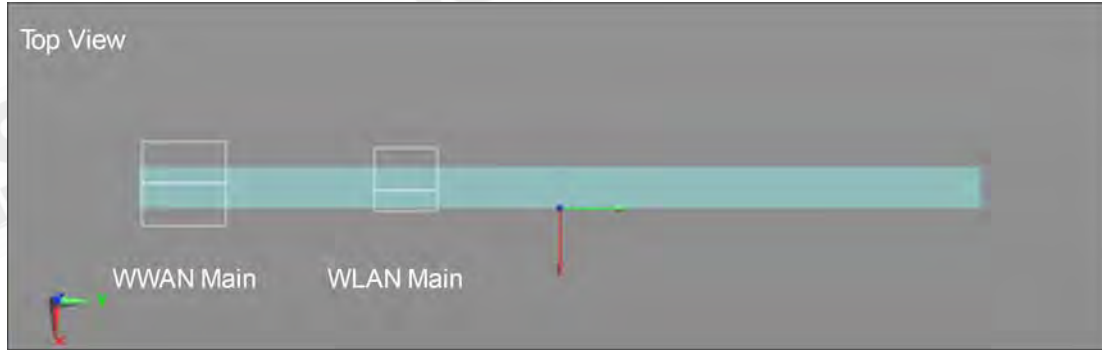


Unless otherwise stated the results shown in this test report refer only to the sample(s) tested and such sample(s) are retained for 90 days only.

除非另有說明，此報告結果僅對測試之樣品負責，同時此樣品僅保留90天。本報告未經本公司書面許可，不可部份複製。

This document is issued by the Company subject to its General Conditions of Service printed overleaf, available on request or accessible at www.sgs.com/terms_and_conditions.htm and for electronic format documents, subject to Terms and Conditions for Electronic Documents at www.sgs.com/terms_e-document.htm. Attention is drawn to the limitation of liability, indemnification and jurisdiction issues defined therein. Any holder of this document is advised that information contained hereon reflects the Company's findings at the time of its intervention only and within the limits of Client's instructions, if any. The Company's sole responsibility is to its Client and this document does not exonerate parties to a transaction from exercising all their rights and obligations under the transaction documents. This document cannot be reproduced except in full, without prior written approval of the Company. Any unauthorized alteration, forgery or falsification of the content or appearance of this document is unlawful and offenders may be prosecuted to the fullest extent of the law.

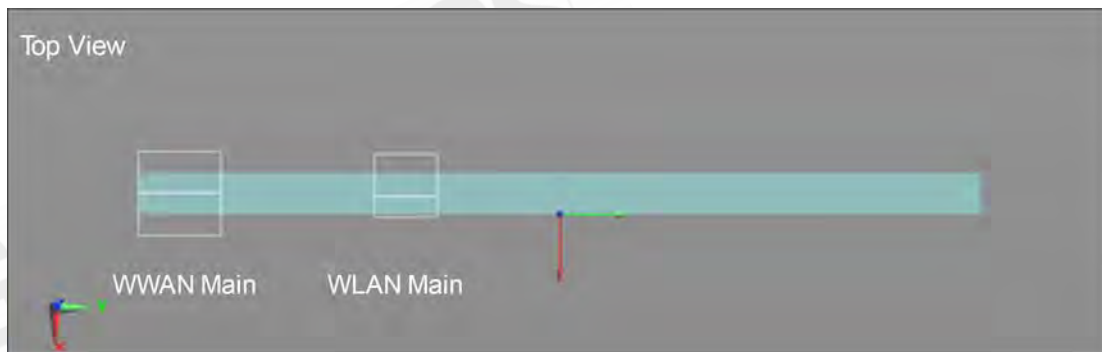
LTE Band 2



LTE Band 4



LTE Band 5

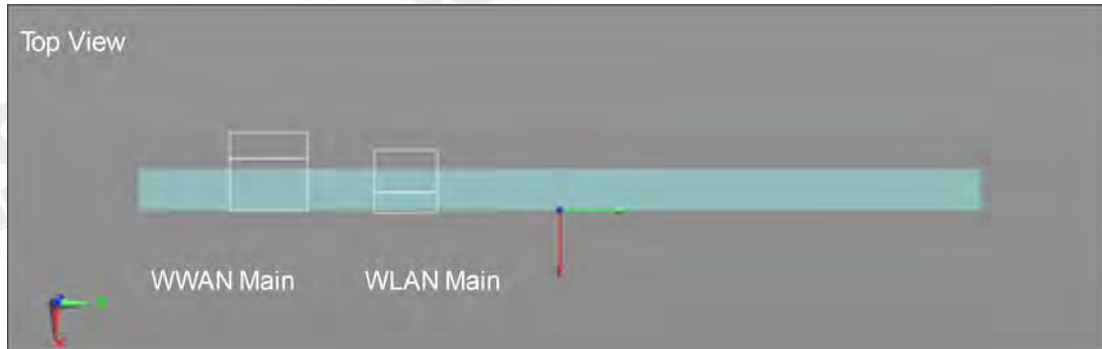


Unless otherwise stated the results shown in this test report refer only to the sample(s) tested and such sample(s) are retained for 90 days only.

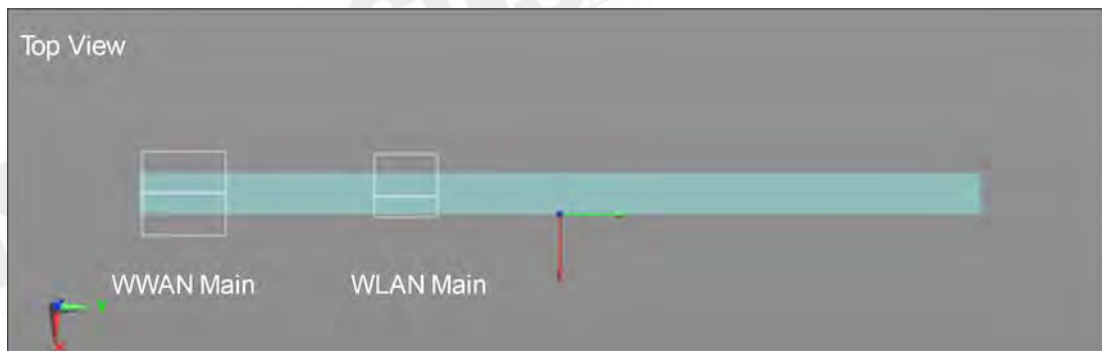
除非另有說明，此報告結果僅對測試之樣品負責，同時此樣品僅保留90天。本報告未經本公司書面許可，不可部份複製。

This document is issued by the Company subject to its General Conditions of Service printed overleaf, available on request or accessible at www.sgs.com/terms_and_conditions.htm and for electronic format documents, subject to Terms and Conditions for Electronic Documents at www.sgs.com/terms_e-document.htm. Attention is drawn to the limitation of liability, indemnification and jurisdiction issues defined therein. Any holder of this document is advised that information contained hereon reflects the Company's findings at the time of its intervention only and within the limits of Client's instructions, if any. The Company's sole responsibility is to its Client and this document does not exonerate parties to a transaction from exercising all their rights and obligations under the transaction documents. This document cannot be reproduced except in full, without prior written approval of the Company. Any unauthorized alteration, forgery or falsification of the content or appearance of this document is unlawful and offenders may be prosecuted to the fullest extent of the law.

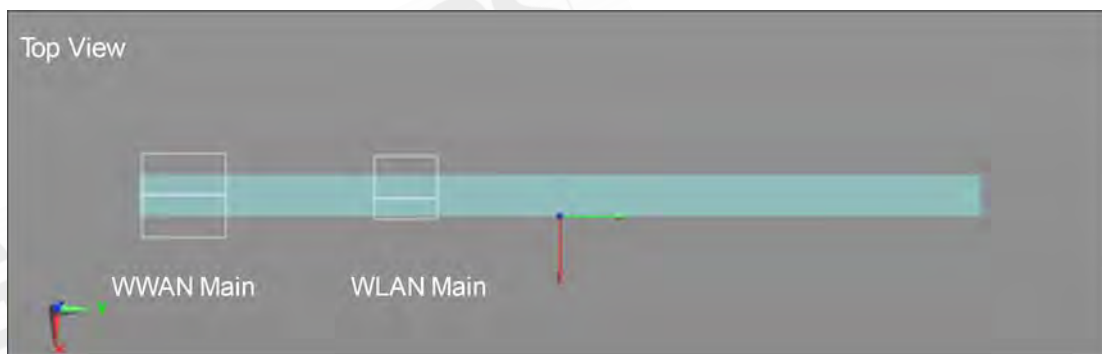
LTE Band 7



LTE Band 12



LTE Band 13

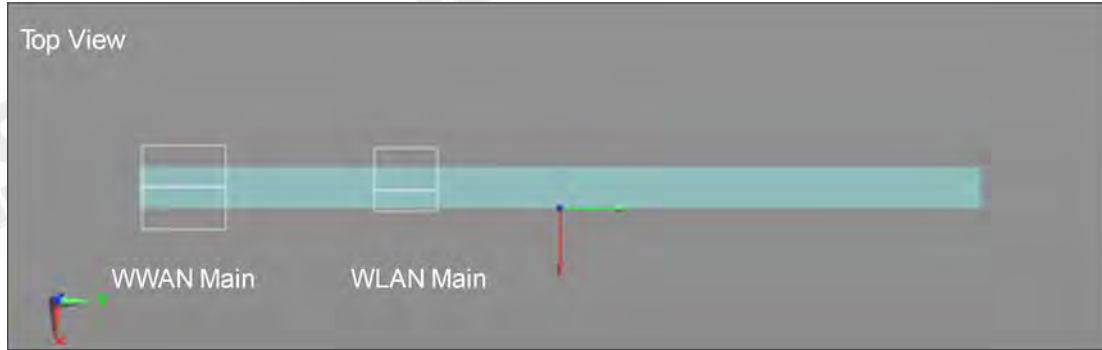


Unless otherwise stated the results shown in this test report refer only to the sample(s) tested and such sample(s) are retained for 90 days only.

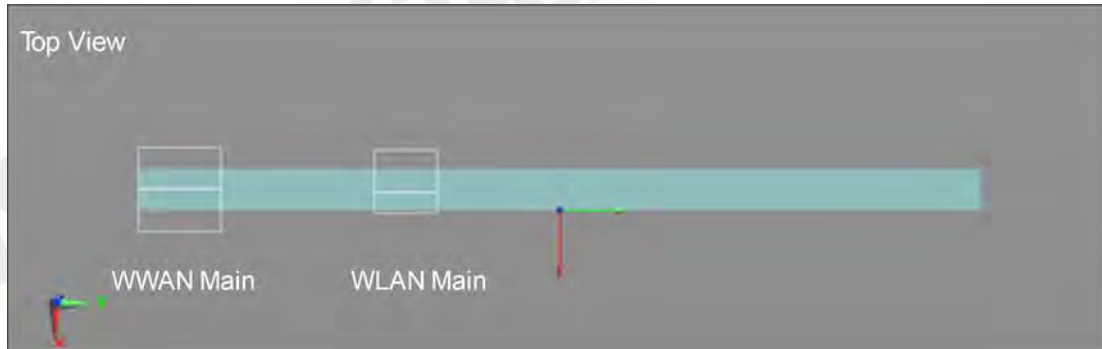
除非另有說明，此報告結果僅對測試之樣品負責，同時此樣品僅保留90天。本報告未經本公司書面許可，不可部份複製。

This document is issued by the Company subject to its General Conditions of Service printed overleaf, available on request or accessible at www.sgs.com/terms_and_conditions.htm and for electronic format documents, subject to Terms and Conditions for Electronic Documents at www.sgs.com/terms_e-document.htm. Attention is drawn to the limitation of liability, indemnification and jurisdiction issues defined therein. Any holder of this document is advised that information contained hereon reflects the Company's findings at the time of its intervention only and within the limits of Client's instructions, if any. The Company's sole responsibility is to its Client and this document does not exonerate parties to a transaction from exercising all their rights and obligations under the transaction documents. This document cannot be reproduced except in full, without prior written approval of the Company. Any unauthorized alteration, forgery or falsification of the content or appearance of this document is unlawful and offenders may be prosecuted to the fullest extent of the law.

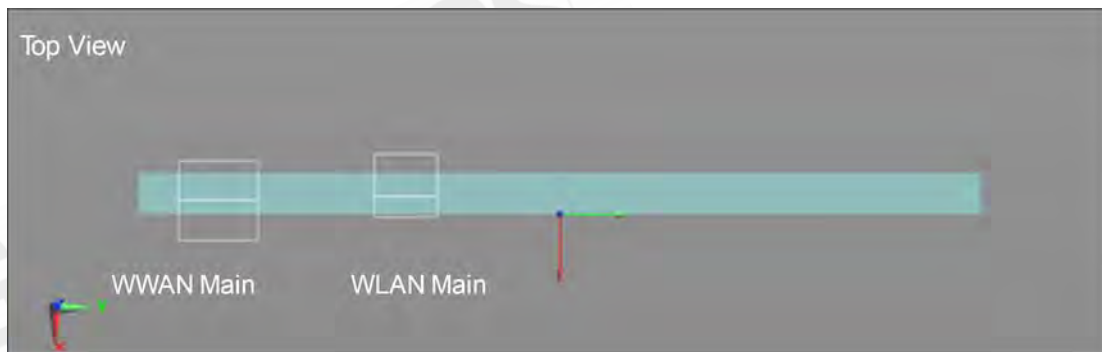
LTE Band 17



LTE Band 26



LTE Band 30

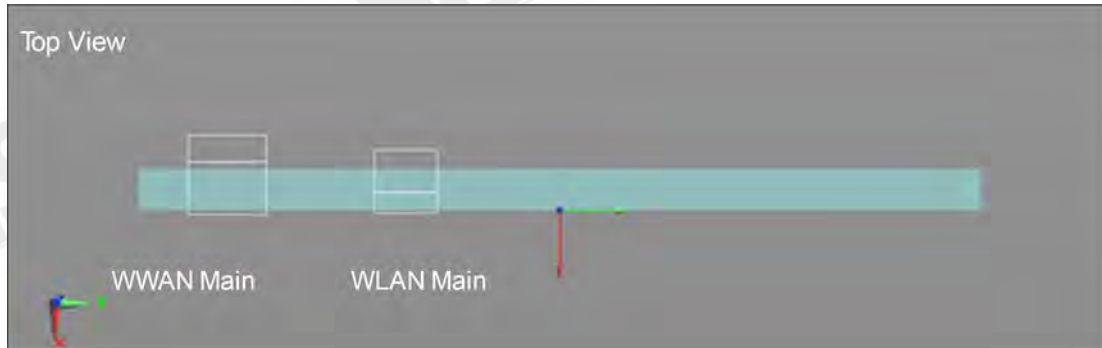


Unless otherwise stated the results shown in this test report refer only to the sample(s) tested and such sample(s) are retained for 90 days only.

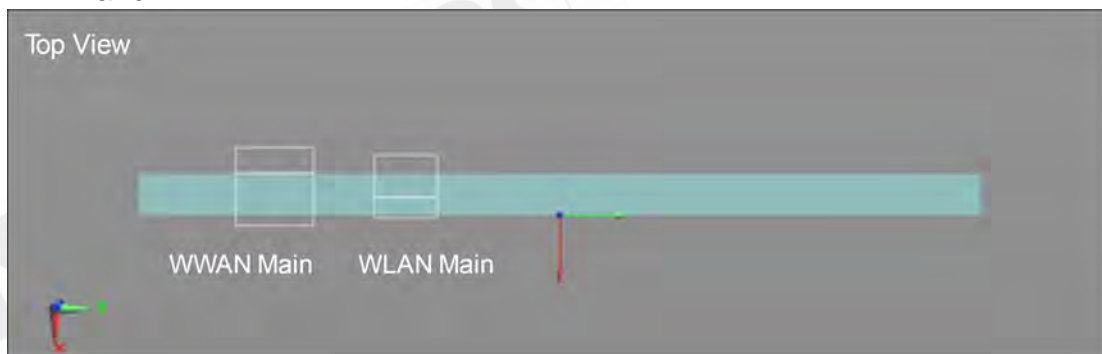
除非另有說明，此報告結果僅對測試之樣品負責，同時此樣品僅保留90天。本報告未經本公司書面許可，不可部份複製。

This document is issued by the Company subject to its General Conditions of Service printed overleaf, available on request or accessible at www.sgs.com/terms_and_conditions.htm and for electronic format documents, subject to Terms and Conditions for Electronic Documents at www.sgs.com/terms_e-document.htm. Attention is drawn to the limitation of liability, indemnification and jurisdiction issues defined therein. Any holder of this document is advised that information contained hereon reflects the Company's findings at the time of its intervention only and within the limits of Client's instructions, if any. The Company's sole responsibility is to its Client and this document does not exonerate parties to a transaction from exercising all their rights and obligations under the transaction documents. This document cannot be reproduced except in full, without prior written approval of the Company. Any unauthorized alteration, forgery or falsification of the content or appearance of this document is unlawful and offenders may be prosecuted to the fullest extent of the law.

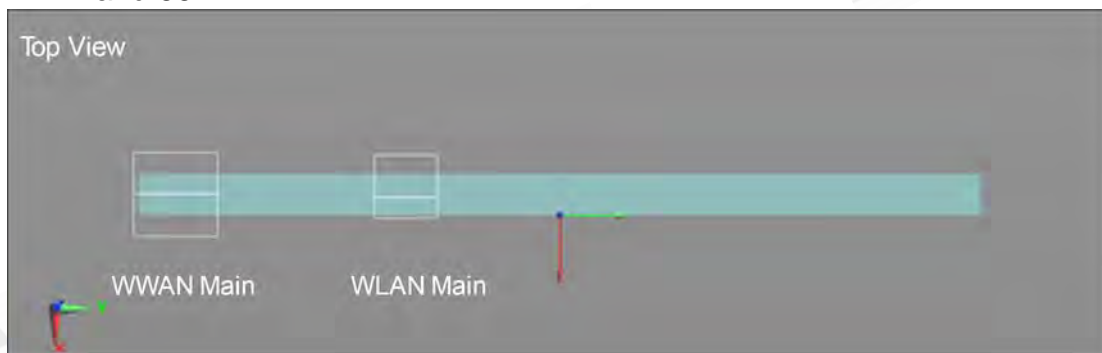
LTE Band 38



LTE Band 41



LTE Band 66



Unless otherwise stated the results shown in this test report refer only to the sample(s) tested and such sample(s) are retained for 90 days only.

除非另有說明，此報告結果僅對測試之樣品負責，同時此樣品僅保留90天。本報告未經本公司書面許可，不可部份複製。

This document is issued by the Company subject to its General Conditions of Service printed overleaf, available on request or accessible at www.sgs.com/terms_and_conditions.htm and for electronic format documents, subject to Terms and Conditions for Electronic Documents at www.sgs.com/terms_e-document.htm. Attention is drawn to the limitation of liability, indemnification and jurisdiction issues defined therein. Any holder of this document is advised that information contained hereon reflects the Company's findings at the time of its intervention only and within the limits of Client's instructions, if any. The Company's sole responsibility is to its Client and this document does not exonerate parties to a transaction from exercising all their rights and obligations under the transaction documents. This document cannot be reproduced except in full, without prior written approval of the Company. Any unauthorized alteration, forgery or falsification of the content or appearance of this document is unlawful and offenders may be prosecuted to the fullest extent of the law.

Bottom side WWAN + 2.4G WLAN

No.	Position	Conditions	Distance (mm)	Max. WWAN	Max. WLAN	Max. WLAN Aux	SAR Sum	SPLSR
9	Bottom side	WCDMA Band 2	0	0.014	0.005	0.013	0.032	Σ SAR<1.6, Not required
		WCDMA Band 4	0	0.013	0.005	0.013	0.031	Σ SAR<1.6, Not required
		WCDMA Band 5	0	0.020	0.005	0.013	0.038	Σ SAR<1.6, Not required
		LTE Band 2	0	0.013	0.005	0.013	0.031	Σ SAR<1.6, Not required
		LTE Band 4	0	0.013	0.005	0.013	0.031	Σ SAR<1.6, Not required
		LTE Band 5	0	0.017	0.005	0.013	0.035	Σ SAR<1.6, Not required
		LTE Band 7	0	0.067	0.005	0.013	0.085	Σ SAR<1.6, Not required
		LTE Band 12	0	0.020	0.005	0.013	0.038	Σ SAR<1.6, Not required
		LTE Band 13	0	0.021	0.005	0.013	0.039	Σ SAR<1.6, Not required
		LTE Band 17	0	0.018	0.005	0.013	0.036	Σ SAR<1.6, Not required
		LTE Band 26	0	0.020	0.005	0.013	0.038	Σ SAR<1.6, Not required
		LTE Band 30	0	0.069	0.005	0.013	0.087	Σ SAR<1.6, Not required
		LTE Band 38	0	0.042	0.005	0.013	0.060	Σ SAR<1.6, Not required
		LTE Band 41	0	0.047	0.005	0.013	0.065	Σ SAR<1.6, Not required
LTE Band 66	0	0.013	0.005	0.013	0.031	Σ SAR<1.6, Not required		

Unless otherwise stated the results shown in this test report refer only to the sample(s) tested and such sample(s) are retained for 90 days only.

除非另有說明，此報告結果僅對測試之樣品負責，同時此樣品僅保留90天。本報告未經本公司書面許可，不可部份複製。

This document is issued by the Company subject to its General Conditions of Service printed overleaf, available on request or accessible at www.sgs.com/terms_and_conditions.htm and for electronic format documents, subject to Terms and Conditions for Electronic Documents at www.sgs.com/terms_e-document.htm. Attention is drawn to the limitation of liability, indemnification and jurisdiction issues defined therein. Any holder of this document is advised that information contained hereon reflects the Company's findings at the time of its intervention only and within the limits of Client's instructions, if any. The Company's sole responsibility is to its Client and this document does not exonerate parties to a transaction from exercising all their rights and obligations under the transaction documents. This document cannot be reproduced except in full, without prior written approval of the Company. Any unauthorized alteration, forgery or falsification of the content or appearance of this document is unlawful and offenders may be prosecuted to the fullest extent of the law.

Bottom side WWAN + 5G WLAN

No.	Position	Conditions	Distance (mm)	Max. WWAN	Max. WLAN	Max. WLAN Aux	SAR Sum	SPLSR
10	Bottom side	WCDMA Band 2	0	0.014	0.098	0.060	0.172	Σ SAR<1.6, Not required
		WCDMA Band 4	0	0.013	0.098	0.060	0.171	Σ SAR<1.6, Not required
		WCDMA Band 5	0	0.020	0.098	0.060	0.178	Σ SAR<1.6, Not required
		LTE Band 2	0	0.013	0.098	0.060	0.171	Σ SAR<1.6, Not required
		LTE Band 4	0	0.013	0.098	0.060	0.171	Σ SAR<1.6, Not required
		LTE Band 5	0	0.017	0.098	0.060	0.175	Σ SAR<1.6, Not required
		LTE Band 7	0	0.067	0.098	0.060	0.225	Σ SAR<1.6, Not required
		LTE Band 12	0	0.020	0.098	0.060	0.178	Σ SAR<1.6, Not required
		LTE Band 13	0	0.021	0.098	0.060	0.179	Σ SAR<1.6, Not required
		LTE Band 17	0	0.018	0.098	0.060	0.176	Σ SAR<1.6, Not required
		LTE Band 26	0	0.020	0.098	0.060	0.178	Σ SAR<1.6, Not required
		LTE Band 30	0	0.069	0.098	0.060	0.227	Σ SAR<1.6, Not required
		LTE Band 38	0	0.042	0.098	0.060	0.200	Σ SAR<1.6, Not required
		LTE Band 41	0	0.047	0.098	0.060	0.205	Σ SAR<1.6, Not required
LTE Band 66	0	0.013	0.098	0.060	0.171	Σ SAR<1.6, Not required		

Unless otherwise stated the results shown in this test report refer only to the sample(s) tested and such sample(s) are retained for 90 days only.

除非另有說明，此報告結果僅對測試之樣品負責，同時此樣品僅保留90天。本報告未經本公司書面許可，不可部份複製。

This document is issued by the Company subject to its General Conditions of Service printed overleaf, available on request or accessible at www.sgs.com/terms_and_conditions.htm and for electronic format documents, subject to Terms and Conditions for Electronic Documents at www.sgs.com/terms_e-document.htm. Attention is drawn to the limitation of liability, indemnification and jurisdiction issues defined therein. Any holder of this document is advised that information contained hereon reflects the Company's findings at the time of its intervention only and within the limits of Client's instructions, if any. The Company's sole responsibility is to its Client and this document does not exonerate parties to a transaction from exercising all their rights and obligations under the transaction documents. This document cannot be reproduced except in full, without prior written approval of the Company. Any unauthorized alteration, forgery or falsification of the content or appearance of this document is unlawful and offenders may be prosecuted to the fullest extent of the law.

Bottom side WWAN + 2.4G WLAN Main + BT

No.	Position	Conditions	Distance (mm)	Max. WWAN	Max. WLAN	Bluetooth	SAR Sum	SPLSR
11	Bottom side	WCDMA Band 2	0	0.014	0.005	0.003	0.022	Σ SAR<1.6, Not required
		WCDMA Band 4	0	0.013	0.005	0.003	0.021	Σ SAR<1.6, Not required
		WCDMA Band 5	0	0.020	0.005	0.003	0.028	Σ SAR<1.6, Not required
		LTE Band 2	0	0.013	0.005	0.003	0.021	Σ SAR<1.6, Not required
		LTE Band 4	0	0.013	0.005	0.003	0.021	Σ SAR<1.6, Not required
		LTE Band 5	0	0.017	0.005	0.003	0.025	Σ SAR<1.6, Not required
		LTE Band 7	0	0.067	0.005	0.003	0.075	Σ SAR<1.6, Not required
		LTE Band 12	0	0.020	0.005	0.003	0.028	Σ SAR<1.6, Not required
		LTE Band 13	0	0.021	0.005	0.003	0.029	Σ SAR<1.6, Not required
		LTE Band 17	0	0.018	0.005	0.003	0.026	Σ SAR<1.6, Not required
		LTE Band 26	0	0.020	0.005	0.003	0.028	Σ SAR<1.6, Not required
		LTE Band 30	0	0.069	0.005	0.003	0.077	Σ SAR<1.6, Not required
		LTE Band 38	0	0.042	0.005	0.003	0.050	Σ SAR<1.6, Not required
		LTE Band 41	0	0.047	0.005	0.003	0.055	Σ SAR<1.6, Not required
LTE Band 66	0	0.013	0.005	0.003	0.021	Σ SAR<1.6, Not required		

Unless otherwise stated the results shown in this test report refer only to the sample(s) tested and such sample(s) are retained for 90 days only.

除非另有說明，此報告結果僅對測試之樣品負責，同時此樣品僅保留90天。本報告未經本公司書面許可，不可部份複製。

This document is issued by the Company subject to its General Conditions of Service printed overleaf, available on request or accessible at www.sgs.com/terms_and_conditions.htm and for electronic format documents, subject to Terms and Conditions for Electronic Documents at www.sgs.com/terms_e-document.htm. Attention is drawn to the limitation of liability, indemnification and jurisdiction issues defined therein. Any holder of this document is advised that information contained hereon reflects the Company's findings at the time of its intervention only and within the limits of Client's instructions, if any. The Company's sole responsibility is to its Client and this document does not exonerate parties to a transaction from exercising all their rights and obligations under the transaction documents. This document cannot be reproduced except in full, without prior written approval of the Company. Any unauthorized alteration, forgery or falsification of the content or appearance of this document is unlawful and offenders may be prosecuted to the fullest extent of the law.

Bottom side WWAN + 5G WLAN Main + BT

No.	Position	Conditions	Distance (mm)	Max. WWAN	Max. WLAN	Bluetooth	SAR Sum	SPLSR
12	Bottom side	WCDMA Band 2	0	0.014	0.098	0.003	0.115	Σ SAR<1.6, Not required
		WCDMA Band 4	0	0.013	0.098	0.003	0.114	Σ SAR<1.6, Not required
		WCDMA Band 5	0	0.020	0.098	0.003	0.121	Σ SAR<1.6, Not required
		LTE Band 2	0	0.013	0.098	0.003	0.114	Σ SAR<1.6, Not required
		LTE Band 4	0	0.013	0.098	0.003	0.114	Σ SAR<1.6, Not required
		LTE Band 5	0	0.017	0.098	0.003	0.118	Σ SAR<1.6, Not required
		LTE Band 7	0	0.067	0.098	0.003	0.168	Σ SAR<1.6, Not required
		LTE Band 12	0	0.020	0.098	0.003	0.121	Σ SAR<1.6, Not required
		LTE Band 13	0	0.021	0.098	0.003	0.122	Σ SAR<1.6, Not required
		LTE Band 17	0	0.018	0.098	0.003	0.119	Σ SAR<1.6, Not required
		LTE Band 26	0	0.020	0.098	0.003	0.121	Σ SAR<1.6, Not required
		LTE Band 30	0	0.069	0.098	0.003	0.170	Σ SAR<1.6, Not required
		LTE Band 38	0	0.042	0.098	0.003	0.143	Σ SAR<1.6, Not required
		LTE Band 41	0	0.047	0.098	0.003	0.148	Σ SAR<1.6, Not required
LTE Band 66	0	0.013	0.098	0.003	0.114	Σ SAR<1.6, Not required		

Unless otherwise stated the results shown in this test report refer only to the sample(s) tested and such sample(s) are retained for 90 days only.

除非另有說明，此報告結果僅對測試之樣品負責，同時此樣品僅保留90天。本報告未經本公司書面許可，不可部份複製。

This document is issued by the Company subject to its General Conditions of Service printed overleaf, available on request or accessible at www.sgs.com/terms_and_conditions.htm and for electronic format documents, subject to Terms and Conditions for Electronic Documents at www.sgs.com/terms_e-document.htm. Attention is drawn to the limitation of liability, indemnification and jurisdiction issues defined therein. Any holder of this document is advised that information contained hereon reflects the Company's findings at the time of its intervention only and within the limits of Client's instructions, if any. The Company's sole responsibility is to its Client and this document does not exonerate parties to a transaction from exercising all their rights and obligations under the transaction documents. This document cannot be reproduced except in full, without prior written approval of the Company. Any unauthorized alteration, forgery or falsification of the content or appearance of this document is unlawful and offenders may be prosecuted to the fullest extent of the law.

Right side WWAN + 2.4G WLAN

No.	Position	Conditions	Distance (mm)	Max. WWAN	Max. WLAN	Max. WLAN Aux	SAR Sum	SPLSR
13	Right side	WCDMA Band 2	0	0.022	0.010	0.070	0.102	ΣSAR<1.6, Not required
		WCDMA Band 4	0	0.021	0.010	0.070	0.101	ΣSAR<1.6, Not required
		WCDMA Band 5	0	0.013	0.010	0.070	0.093	ΣSAR<1.6, Not required
		LTE Band 2	0	0.021	0.010	0.070	0.101	ΣSAR<1.6, Not required
		LTE Band 4	0	0.022	0.010	0.070	0.102	ΣSAR<1.6, Not required
		LTE Band 5	0	0.012	0.010	0.070	0.092	ΣSAR<1.6, Not required
		LTE Band 7	0	0.007	0.010	0.070	0.087	ΣSAR<1.6, Not required
		LTE Band 12	0	0.013	0.010	0.070	0.093	ΣSAR<1.6, Not required
		LTE Band 13	0	0.013	0.010	0.070	0.093	ΣSAR<1.6, Not required
		LTE Band 17	0	0.011	0.010	0.070	0.091	ΣSAR<1.6, Not required
		LTE Band 26	0	0.013	0.010	0.070	0.093	ΣSAR<1.6, Not required
		LTE Band 30	0	0.014	0.010	0.070	0.094	ΣSAR<1.6, Not required
		LTE Band 38	0	0.047	0.010	0.070	0.127	ΣSAR<1.6, Not required
		LTE Band 41	0	0.055	0.010	0.070	0.135	ΣSAR<1.6, Not required
LTE Band 66	0	0.022	0.010	0.070	0.102	ΣSAR<1.6, Not required		

Unless otherwise stated the results shown in this test report refer only to the sample(s) tested and such sample(s) are retained for 90 days only.

除非另有說明，此報告結果僅對測試之樣品負責，同時此樣品僅保留90天。本報告未經本公司書面許可，不可部份複製。

This document is issued by the Company subject to its General Conditions of Service printed overleaf, available on request or accessible at www.sgs.com/terms_and_conditions.htm and for electronic format documents, subject to Terms and Conditions for Electronic Documents at www.sgs.com/terms_e-document.htm. Attention is drawn to the limitation of liability, indemnification and jurisdiction issues defined therein. Any holder of this document is advised that information contained hereon reflects the Company's findings at the time of its intervention only and within the limits of Client's instructions, if any. The Company's sole responsibility is to its Client and this document does not exonerate parties to a transaction from exercising all their rights and obligations under the transaction documents. This document cannot be reproduced except in full, without prior written approval of the Company. Any unauthorized alteration, forgery or falsification of the content or appearance of this document is unlawful and offenders may be prosecuted to the fullest extent of the law.

Right side WWAN + 5G WLAN

No.	Position	Conditions	Distance (mm)	Max. WWAN	Max. WLAN	Max. WLAN Aux	SAR Sum	SPLSR
14	Right side	WCDMA Band 2	0	0.022	0.040	0.094	0.156	Σ SAR<1.6, Not required
		WCDMA Band 4	0	0.021	0.040	0.094	0.155	Σ SAR<1.6, Not required
		WCDMA Band 5	0	0.013	0.040	0.094	0.147	Σ SAR<1.6, Not required
		LTE Band 2	0	0.021	0.040	0.094	0.155	Σ SAR<1.6, Not required
		LTE Band 4	0	0.022	0.040	0.094	0.156	Σ SAR<1.6, Not required
		LTE Band 5	0	0.012	0.040	0.094	0.146	Σ SAR<1.6, Not required
		LTE Band 7	0	0.007	0.040	0.094	0.141	Σ SAR<1.6, Not required
		LTE Band 12	0	0.013	0.040	0.094	0.147	Σ SAR<1.6, Not required
		LTE Band 13	0	0.013	0.040	0.094	0.147	Σ SAR<1.6, Not required
		LTE Band 17	0	0.011	0.040	0.094	0.145	Σ SAR<1.6, Not required
		LTE Band 26	0	0.013	0.040	0.094	0.147	Σ SAR<1.6, Not required
		LTE Band 30	0	0.014	0.040	0.094	0.148	Σ SAR<1.6, Not required
		LTE Band 38	0	0.047	0.040	0.094	0.181	Σ SAR<1.6, Not required
		LTE Band 41	0	0.055	0.040	0.094	0.189	Σ SAR<1.6, Not required
LTE Band 66	0	0.022	0.040	0.094	0.156	Σ SAR<1.6, Not required		

Unless otherwise stated the results shown in this test report refer only to the sample(s) tested and such sample(s) are retained for 90 days only.

除非另有說明，此報告結果僅對測試之樣品負責，同時此樣品僅保留90天。本報告未經本公司書面許可，不可部份複製。

This document is issued by the Company subject to its General Conditions of Service printed overleaf, available on request or accessible at www.sgs.com/terms_and_conditions.htm and for electronic format documents, subject to Terms and Conditions for Electronic Documents at www.sgs.com/terms_e-document.htm. Attention is drawn to the limitation of liability, indemnification and jurisdiction issues defined therein. Any holder of this document is advised that information contained hereon reflects the Company's findings at the time of its intervention only and within the limits of Client's instructions, if any. The Company's sole responsibility is to its Client and this document does not exonerate parties to a transaction from exercising all their rights and obligations under the transaction documents. This document cannot be reproduced except in full, without prior written approval of the Company. Any unauthorized alteration, forgery or falsification of the content or appearance of this document is unlawful and offenders may be prosecuted to the fullest extent of the law.

Right side WWAN + 2.4G WLAN Main + BT

No.	Position	Conditions	Distance (mm)	Max. WWAN	Max. WLAN	Bluetooth	SAR Sum	SPLSR
15	Right side	WCDMA Band 2	0	0.022	0.010	0.015	0.047	Σ SAR<1.6, Not required
		WCDMA Band 4	0	0.021	0.010	0.015	0.046	Σ SAR<1.6, Not required
		WCDMA Band 5	0	0.013	0.010	0.015	0.038	Σ SAR<1.6, Not required
		LTE Band 2	0	0.021	0.010	0.015	0.046	Σ SAR<1.6, Not required
		LTE Band 4	0	0.022	0.010	0.015	0.047	Σ SAR<1.6, Not required
		LTE Band 5	0	0.012	0.010	0.015	0.037	Σ SAR<1.6, Not required
		LTE Band 7	0	0.007	0.010	0.015	0.032	Σ SAR<1.6, Not required
		LTE Band 12	0	0.013	0.010	0.015	0.038	Σ SAR<1.6, Not required
		LTE Band 13	0	0.013	0.010	0.015	0.038	Σ SAR<1.6, Not required
		LTE Band 17	0	0.011	0.010	0.015	0.036	Σ SAR<1.6, Not required
		LTE Band 26	0	0.013	0.010	0.015	0.038	Σ SAR<1.6, Not required
		LTE Band 30	0	0.014	0.010	0.015	0.039	Σ SAR<1.6, Not required
		LTE Band 38	0	0.047	0.010	0.015	0.072	Σ SAR<1.6, Not required
		LTE Band 41	0	0.055	0.010	0.015	0.080	Σ SAR<1.6, Not required
LTE Band 66	0	0.022	0.010	0.015	0.047	Σ SAR<1.6, Not required		

Unless otherwise stated the results shown in this test report refer only to the sample(s) tested and such sample(s) are retained for 90 days only.

除非另有說明，此報告結果僅對測試之樣品負責，同時此樣品僅保留90天。本報告未經本公司書面許可，不可部份複製。

This document is issued by the Company subject to its General Conditions of Service printed overleaf, available on request or accessible at www.sgs.com/terms_and_conditions.htm and for electronic format documents, subject to Terms and Conditions for Electronic Documents at www.sgs.com/terms_e-document.htm. Attention is drawn to the limitation of liability, indemnification and jurisdiction issues defined therein. Any holder of this document is advised that information contained hereon reflects the Company's findings at the time of its intervention only and within the limits of Client's instructions, if any. The Company's sole responsibility is to its Client and this document does not exonerate parties to a transaction from exercising all their rights and obligations under the transaction documents. This document cannot be reproduced except in full, without prior written approval of the Company. Any unauthorized alteration, forgery or falsification of the content or appearance of this document is unlawful and offenders may be prosecuted to the fullest extent of the law.

Right side WWAN + 5G WLAN Main + BT

No.	Position	Conditions	Distance (mm)	Max. WWAN	Max. WLAN	Bluetooth	SAR Sum	SPLSR
16	Right side	WCDMA Band 2	0	0.022	0.040	0.015	0.077	Σ SAR<1.6, Not required
		WCDMA Band 4	0	0.021	0.040	0.015	0.076	Σ SAR<1.6, Not required
		WCDMA Band 5	0	0.013	0.040	0.015	0.068	Σ SAR<1.6, Not required
		LTE Band 2	0	0.021	0.040	0.015	0.076	Σ SAR<1.6, Not required
		LTE Band 4	0	0.022	0.040	0.015	0.077	Σ SAR<1.6, Not required
		LTE Band 5	0	0.012	0.040	0.015	0.067	Σ SAR<1.6, Not required
		LTE Band 7	0	0.007	0.040	0.015	0.062	Σ SAR<1.6, Not required
		LTE Band 12	0	0.013	0.040	0.015	0.068	Σ SAR<1.6, Not required
		LTE Band 13	0	0.013	0.040	0.015	0.068	Σ SAR<1.6, Not required
		LTE Band 17	0	0.011	0.040	0.015	0.066	Σ SAR<1.6, Not required
		LTE Band 26	0	0.013	0.040	0.015	0.068	Σ SAR<1.6, Not required
		LTE Band 30	0	0.014	0.040	0.015	0.069	Σ SAR<1.6, Not required
		LTE Band 38	0	0.047	0.040	0.015	0.102	Σ SAR<1.6, Not required
		LTE Band 41	0	0.055	0.040	0.015	0.110	Σ SAR<1.6, Not required
LTE Band 66	0	0.022	0.040	0.015	0.077	Σ SAR<1.6, Not required		

Unless otherwise stated the results shown in this test report refer only to the sample(s) tested and such sample(s) are retained for 90 days only.

除非另有說明，此報告結果僅對測試之樣品負責，同時此樣品僅保留90天。本報告未經本公司書面許可，不可部份複製。

This document is issued by the Company subject to its General Conditions of Service printed overleaf, available on request or accessible at www.sgs.com/terms_and_conditions.htm and for electronic format documents, subject to Terms and Conditions for Electronic Documents at www.sgs.com/terms_e-document.htm. Attention is drawn to the limitation of liability, indemnification and jurisdiction issues defined therein. Any holder of this document is advised that information contained hereon reflects the Company's findings at the time of its intervention only and within the limits of Client's instructions, if any. The Company's sole responsibility is to its Client and this document does not exonerate parties to a transaction from exercising all their rights and obligations under the transaction documents. This document cannot be reproduced except in full, without prior written approval of the Company. Any unauthorized alteration, forgery or falsification of the content or appearance of this document is unlawful and offenders may be prosecuted to the fullest extent of the law.

Left side WWAN + 2.4G WLAN

No.	Position	Conditions	Distance (mm)	Max. WWAN	Max. WLAN	Max. WLAN Aux	SAR Sum	SPLSR
17	Left side	WCDMA Band 2	0	1.376	0.148	0.003	1.527	Σ SAR<1.6, Not required
		WCDMA Band 4	0	1.301	0.148	0.003	1.452	Σ SAR<1.6, Not required
		WCDMA Band 5	0	1.426	0.148	0.003	1.577	Σ SAR<1.6, Not required
		LTE Band 2	0	1.381	0.148	0.003	1.532	Σ SAR<1.6, Not required
		LTE Band 4	0	1.358	0.148	0.003	1.509	Σ SAR<1.6, Not required
		LTE Band 5	0	1.276	0.148	0.003	1.427	Σ SAR<1.6, Not required
		LTE Band 7	0	0.107	0.148	0.003	0.258	Σ SAR<1.6, Not required
		LTE Band 12	0	1.355	0.148	0.003	1.506	Σ SAR<1.6, Not required
		LTE Band 13	0	1.357	0.148	0.003	1.508	Σ SAR<1.6, Not required
		LTE Band 17	0	1.293	0.148	0.003	1.444	Σ SAR<1.6, Not required
		LTE Band 26	0	1.302	0.148	0.003	1.453	Σ SAR<1.6, Not required
		LTE Band 30	0	0.971	0.148	0.003	1.122	Σ SAR<1.6, Not required
		LTE Band 38	0	0.147	0.148	0.003	0.298	Σ SAR<1.6, Not required
		LTE Band 41	0	0.160	0.148	0.003	0.311	Σ SAR<1.6, Not required
LTE Band 66	0	1.426	0.148	0.003	1.577	Σ SAR<1.6, Not required		

Unless otherwise stated the results shown in this test report refer only to the sample(s) tested and such sample(s) are retained for 90 days only.

除非另有說明，此報告結果僅對測試之樣品負責，同時此樣品僅保留90天。本報告未經本公司書面許可，不可部份複製。

This document is issued by the Company subject to its General Conditions of Service printed overleaf, available on request or accessible at www.sgs.com/terms_and_conditions.htm and for electronic format documents, subject to Terms and Conditions for Electronic Documents at www.sgs.com/terms_e-document.htm. Attention is drawn to the limitation of liability, indemnification and jurisdiction issues defined therein. Any holder of this document is advised that information contained hereon reflects the Company's findings at the time of its intervention only and within the limits of Client's instructions, if any. The Company's sole responsibility is to its Client and this document does not exonerate parties to a transaction from exercising all their rights and obligations under the transaction documents. This document cannot be reproduced except in full, without prior written approval of the Company. Any unauthorized alteration, forgery or falsification of the content or appearance of this document is unlawful and offenders may be prosecuted to the fullest extent of the law.

Left side WWAN + 5G WLAN

No.	Position	Conditions	Distance (mm)	Max. WWAN	Max. WLAN	Max. WLAN Aux	SAR Sum	SPLSR
18	Left side	WCDMA Band 2	0	1.376	0.102	0.063	1.541	Σ SAR<1.6, Not required
		WCDMA Band 4	0	1.301	0.102	0.063	1.466	Σ SAR<1.6, Not required
		WCDMA Band 5	0	1.426	0.102	0.063	1.591	Σ SAR<1.6, Not required
		LTE Band 2	0	1.381	0.102	0.063	1.546	Σ SAR<1.6, Not required
		LTE Band 4	0	1.358	0.102	0.063	1.523	Σ SAR<1.6, Not required
		LTE Band 5	0	1.276	0.102	0.063	1.441	Σ SAR<1.6, Not required
		LTE Band 7	0	0.107	0.102	0.063	0.272	Σ SAR<1.6, Not required
		LTE Band 12	0	1.355	0.102	0.063	1.520	Σ SAR<1.6, Not required
		LTE Band 13	0	1.357	0.102	0.063	1.522	Σ SAR<1.6, Not required
		LTE Band 17	0	1.293	0.102	0.063	1.458	Σ SAR<1.6, Not required
		LTE Band 26	0	1.302	0.102	0.063	1.467	Σ SAR<1.6, Not required
		LTE Band 30	0	0.971	0.102	0.063	1.136	Σ SAR<1.6, Not required
		LTE Band 38	0	0.147	0.102	0.063	0.312	Σ SAR<1.6, Not required
		LTE Band 41	0	0.160	0.102	0.063	0.325	Σ SAR<1.6, Not required
LTE Band 66	0	1.426	0.102	0.063	1.591	Σ SAR<1.6, Not required		

Unless otherwise stated the results shown in this test report refer only to the sample(s) tested and such sample(s) are retained for 90 days only.

除非另有說明，此報告結果僅對測試之樣品負責，同時此樣品僅保留90天。本報告未經本公司書面許可，不可部份複製。

This document is issued by the Company subject to its General Conditions of Service printed overleaf, available on request or accessible at www.sgs.com/terms_and_conditions.htm and for electronic format documents, subject to Terms and Conditions for Electronic Documents at www.sgs.com/terms_e-document.htm. Attention is drawn to the limitation of liability, indemnification and jurisdiction issues defined therein. Any holder of this document is advised that information contained hereon reflects the Company's findings at the time of its intervention only and within the limits of Client's instructions, if any. The Company's sole responsibility is to its Client and this document does not exonerate parties to a transaction from exercising all their rights and obligations under the transaction documents. This document cannot be reproduced except in full, without prior written approval of the Company. Any unauthorized alteration, forgery or falsification of the content or appearance of this document is unlawful and offenders may be prosecuted to the fullest extent of the law.

Left side WWAN + 2.4G WLAN Main + BT

No.	Position	Conditions	Distance (mm)	Max. WWAN	Max. WLAN	Bluetooth	SAR Sum	SPLSR
19	Left side	WCDMA Band 2	0	1.376	0.148	0.001	1.525	Σ SAR<1.6, Not required
		WCDMA Band 4	0	1.301	0.148	0.001	1.450	Σ SAR<1.6, Not required
		WCDMA Band 5	0	1.426	0.148	0.001	1.575	Σ SAR<1.6, Not required
		LTE Band 2	0	1.381	0.148	0.001	1.530	Σ SAR<1.6, Not required
		LTE Band 4	0	1.358	0.148	0.001	1.507	Σ SAR<1.6, Not required
		LTE Band 5	0	1.276	0.148	0.001	1.425	Σ SAR<1.6, Not required
		LTE Band 7	0	0.107	0.148	0.001	0.256	Σ SAR<1.6, Not required
		LTE Band 12	0	1.355	0.148	0.001	1.504	Σ SAR<1.6, Not required
		LTE Band 13	0	1.357	0.148	0.001	1.506	Σ SAR<1.6, Not required
		LTE Band 17	0	1.293	0.148	0.001	1.442	Σ SAR<1.6, Not required
		LTE Band 26	0	1.302	0.148	0.001	1.451	Σ SAR<1.6, Not required
		LTE Band 30	0	0.971	0.148	0.001	1.120	Σ SAR<1.6, Not required
		LTE Band 38	0	0.147	0.148	0.001	0.296	Σ SAR<1.6, Not required
		LTE Band 41	0	0.160	0.148	0.001	0.309	Σ SAR<1.6, Not required
LTE Band 66	0	1.426	0.148	0.001	1.575	Σ SAR<1.6, Not required		

Unless otherwise stated the results shown in this test report refer only to the sample(s) tested and such sample(s) are retained for 90 days only.

除非另有說明，此報告結果僅對測試之樣品負責，同時此樣品僅保留90天。本報告未經本公司書面許可，不可部份複製。

This document is issued by the Company subject to its General Conditions of Service printed overleaf, available on request or accessible at www.sgs.com/terms_and_conditions.htm and for electronic format documents, subject to Terms and Conditions for Electronic Documents at www.sgs.com/terms_e-document.htm. Attention is drawn to the limitation of liability, indemnification and jurisdiction issues defined therein. Any holder of this document is advised that information contained hereon reflects the Company's findings at the time of its intervention only and within the limits of Client's instructions, if any. The Company's sole responsibility is to its Client and this document does not exonerate parties to a transaction from exercising all their rights and obligations under the transaction documents. This document cannot be reproduced except in full, without prior written approval of the Company. Any unauthorized alteration, forgery or falsification of the content or appearance of this document is unlawful and offenders may be prosecuted to the fullest extent of the law.

Left side WWAN + 5G WLAN Main + BT

No.	Position	Conditions	Distance (mm)	Max. WWAN	Max. WLAN	Bluetooth	SAR Sum	SPLSR
20	Left side	WCDMA Band 2	0	1.376	0.102	0.001	1.479	Σ SAR<1.6, Not required
		WCDMA Band 4	0	1.301	0.102	0.001	1.404	Σ SAR<1.6, Not required
		WCDMA Band 5	0	1.426	0.102	0.001	1.529	Σ SAR<1.6, Not required
		LTE Band 2	0	1.381	0.102	0.001	1.484	Σ SAR<1.6, Not required
		LTE Band 4	0	1.358	0.102	0.001	1.461	Σ SAR<1.6, Not required
		LTE Band 5	0	1.276	0.102	0.001	1.379	Σ SAR<1.6, Not required
		LTE Band 7	0	0.107	0.102	0.001	0.210	Σ SAR<1.6, Not required
		LTE Band 12	0	1.355	0.102	0.001	1.458	Σ SAR<1.6, Not required
		LTE Band 13	0	1.357	0.102	0.001	1.460	Σ SAR<1.6, Not required
		LTE Band 17	0	1.293	0.102	0.001	1.396	Σ SAR<1.6, Not required
		LTE Band 26	0	1.302	0.102	0.001	1.405	Σ SAR<1.6, Not required
		LTE Band 30	0	0.971	0.102	0.001	1.074	Σ SAR<1.6, Not required
		LTE Band 38	0	0.147	0.102	0.001	0.250	Σ SAR<1.6, Not required
		LTE Band 41	0	0.160	0.102	0.001	0.263	Σ SAR<1.6, Not required
LTE Band 66	0	1.426	0.102	0.001	1.529	Σ SAR<1.6, Not required		

Conclusion:

Simultaneous transmission SAR measurement (Volume Scan) is not required because either the sum of the 1-g SAR is < 1.6 W/kg or the SPLSR is ≤ 0.04 for all circumstances that require SPLSR calculation.

Unless otherwise stated the results shown in this test report refer only to the sample(s) tested and such sample(s) are retained for 90 days only.

除非另有說明，此報告結果僅對測試之樣品負責，同時此樣品僅保留90天。本報告未經本公司書面許可，不可部份複製。

This document is issued by the Company subject to its General Conditions of Service printed overleaf, available on request or accessible at www.sgs.com/terms_and_conditions.htm and for electronic format documents, subject to Terms and Conditions for Electronic Documents at www.sgs.com/terms_e-document.htm. Attention is drawn to the limitation of liability, indemnification and jurisdiction issues defined therein. Any holder of this document is advised that information contained hereon reflects the Company's findings at the time of its intervention only and within the limits of Client's instructions, if any. The Company's sole responsibility is to its Client and this document does not exonerate parties to a transaction from exercising all their rights and obligations under the transaction documents. This document cannot be reproduced except in full, without prior written approval of the Company. Any unauthorized alteration, forgery or falsification of the content or appearance of this document is unlawful and offenders may be prosecuted to the fullest extent of the law.

4. Instruments List

Manufacturer	Device	Type	Serial number	Date of last calibration	Date of next calibration	
SPEAG	Dosimetric E-Field Probe	EX3DV4	3770	Apr.25,2018	Apr.24,2019	
			3831	Jan.23,2018	Jan.22,2019	
SPEAG	System Validation Dipole		D750V3	1015	Aug.21,2017	Aug.20,2018
			D835V2	4d063	Aug.21,2017	Aug.20,2018
			D1750V2	1008	Aug.21,2017	Aug.20,2018
			D1900V2	5d173	Apr.25,2018	Apr.24,2019
			D2300V2	1023	Aug.17,2017	Aug.16,2018
			D2450V2	727	Apr.24,2018	Apr.23,2019
			D2600V2	1005	Jan.17,2018	Jan.16,2019
			D5GHzV2	1023	Jan.25,2018	Jan.24,2019
SPEAG	Data acquisition Electronics	DAE4	856	Apr.21,2018	Apr.20,2019	
			547	Mar.16,2018	Mar.15,2019	
SPEAG	Software	DASY 52 V52.8.8	N/A	Calibration not required	Calibration not required	
SPEAG	Phantom	ELI	N/A	Calibration not required	Calibration not required	
Agilent	Network Analyzer	E5071C	MY46315263	Sep.08,2017	Sep.07,2018	
Agilent	Dielectric Probe Kit	85070E	MY44300677	Calibration not required	Calibration not required	
Agilent	Dual-directional coupler	772D	MY46151242	Jul.11,2017	Jul.10,2018	
		778D	MY48220468	Aug.28,2017	Aug.27,2018	
Agilent	RF Signal Generator	N5181A	MY50144143	Mar.15,2018	Mar.14,2019	
Agilent	Power Meter	E4417A	MY52240003	Dec.21,2017	Dec.20,2018	

Unless otherwise stated the results shown in this test report refer only to the sample(s) tested and such sample(s) are retained for 90 days only.

除非另有說明，此報告結果僅對測試之樣品負責，同時此樣品僅保留90天。本報告未經本公司書面許可，不可部份複製。

This document is issued by the Company subject to its General Conditions of Service printed overleaf, available on request or accessible at www.sgs.com/terms_and_conditions.htm and for electronic format documents, subject to Terms and Conditions for Electronic Documents at www.sgs.com/terms_e-document.htm. Attention is drawn to the limitation of liability, indemnification and jurisdiction issues defined therein. Any holder of this document is advised that information contained hereon reflects the Company's findings at the time of its intervention only and within the limits of Client's instructions, if any. The Company's sole responsibility is to its Client and this document does not exonerate parties to a transaction from exercising all their rights and obligations under the transaction documents. This document cannot be reproduced except in full, without prior written approval of the Company. Any unauthorized alteration, forgery or falsification of the content or appearance of this document is unlawful and offenders may be prosecuted to the fullest extent of the law.

Manufacturer	Device	Type	Serial number	Date of last calibration	Date of next calibration
Agilent	Power Sensor	E9301H	MY52200003	Dec.21,2017	Dec.20,2018
			MY52200004	Dec.21,2017	Dec.20,2018
TECPEL	Digital thermometer	DTM-303A	TP130075	Mar.09,2018	Mar.08,2019
Anritsu	Radio Communication Test	MT8820C	6201061014	Mar.14,2018	Mar.13,2019
R&S	Radio Communication Test	CMW 500	125470	Aug.22,2017	Aug.21,2018

Unless otherwise stated the results shown in this test report refer only to the sample(s) tested and such sample(s) are retained for 90 days only.

除非另有說明，此報告結果僅對測試之樣品負責，同時此樣品僅保留90天。本報告未經本公司書面許可，不可部份複製。

This document is issued by the Company subject to its General Conditions of Service printed overleaf, available on request or accessible at www.sgs.com/terms_and_conditions.htm and for electronic format documents, subject to Terms and Conditions for Electronic Documents at www.sgs.com/terms_e-document.htm. Attention is drawn to the limitation of liability, indemnification and jurisdiction issues defined therein. Any holder of this document is advised that information contained hereon reflects the Company's findings at the time of its intervention only and within the limits of Client's instructions, if any. The Company's sole responsibility is to its Client and this document does not exonerate parties to a transaction from exercising all their rights and obligations under the transaction documents. This document cannot be reproduced except in full, without prior written approval of the Company. Any unauthorized alteration, forgery or falsification of the content or appearance of this document is unlawful and offenders may be prosecuted to the fullest extent of the law.

5. Measurements

Date: 2018/7/31

WCDMA Band II_Body_Left side_CH 9262_0mm

Communication System: WCDMA; Frequency: 1852.4 MHz; Duty Cycle: 1:1

Medium parameters used: $f = 1852.4$ MHz; $\sigma = 1.576$ S/m; $\epsilon_r = 51.057$; $\rho = 1000$ kg/m³

Phantom section: Flat Section

Ambient temperature: 21.5°C; Liquid temperature: 21.9°C

DASY5 Configuration:

- Probe: EX3DV4 - SN3770; ConvF(8, 8, 8); Calibrated: 2018/4/25;
- Sensor-Surface: 2mm (Mechanical Surface Detection)
- Electronics: DAE4 Sn856; Calibrated: 2018/4/21
- Phantom: ELI;
- DASY52 52.8.8(1258); SEMCAD X 14.6.10(7373)

Area Scan (41x101x1): Interpolated grid: dx=15 mm, dy=15 mm

Maximum value of SAR (interpolated) = 2.45 W/kg


Zoom Scan (5x5x7)/Cube 0: Measurement grid: dx=8mm, dy=8mm, dz=5mm

Reference Value = 4.336 V/m; Power Drift = 0.10 dB

Peak SAR (extrapolated) = 3.47 W/kg

SAR(1 g) = 1.36 W/kg; SAR(10 g) = 0.591 W/kg

Maximum value of SAR (measured) = 2.29 W/kg



0 dB = 2.29 W/kg = 3.60 dBW/kg

Unless otherwise stated the results shown in this test report refer only to the sample(s) tested and such sample(s) are retained for 90 days only.

除非另有說明，此報告結果僅對測試之樣品負責，同時此樣品僅保留90天。本報告未經本公司書面許可，不可部份複製。

This document is issued by the Company subject to its General Conditions of Service printed overleaf, available on request or accessible at www.sgs.com/terms_and_conditions.htm and for electronic format documents, subject to Terms and Conditions for Electronic Documents at www.sgs.com/terms_e-document.htm. Attention is drawn to the limitation of liability, indemnification and jurisdiction issues defined therein. Any holder of this document is advised that information contained hereon reflects the Company's findings at the time of its intervention only and within the limits of Client's instructions, if any. The Company's sole responsibility is to its Client and this document does not exonerate parties to a transaction from exercising all their rights and obligations under the transaction documents. This document cannot be reproduced except in full, without prior written approval of the Company. Any unauthorized alteration, forgery or falsification of the content or appearance of this document is unlawful and offenders may be prosecuted to the fullest extent of the law.

Date: 2018/7/30

WCDMA Band IV_Body_Left side_CH 1513_0mm

Communication System: WCDMA; Frequency: 1752.6 MHz; Duty Cycle: 1:1

Medium parameters used: $f = 1753$ MHz; $\sigma = 1.471$ S/m; $\epsilon_r = 51.411$; $\rho = 1000$ kg/m³

Phantom section: Flat Section

Ambient temperature: 22.1°C; Liquid temperature: 21.7°C

DASY5 Configuration:

- Probe: EX3DV4 - SN3770; ConvF(8.26, 8.26, 8.26); Calibrated: 2018/4/25;
- Sensor-Surface: 2mm (Mechanical Surface Detection)
- Electronics: DAE4 Sn856; Calibrated: 2018/4/21
- Phantom: ELI;
- DASY52 52.8.8(1258); SEMCAD X 14.6.10(7373)

Area Scan (41x101x1): Interpolated grid: dx=15 mm, dy=15 mm

Maximum value of SAR (interpolated) = 2.11 W/kg

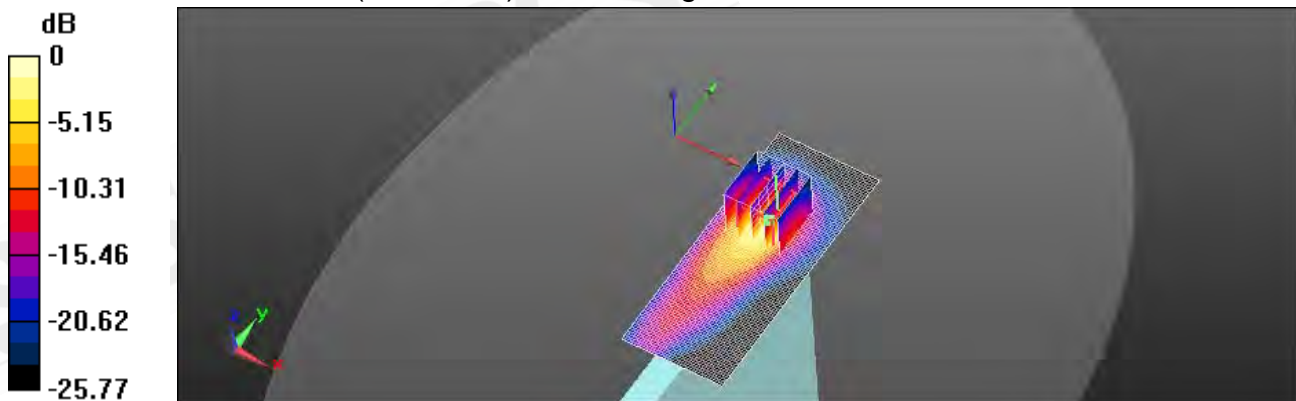
Zoom Scan (5x5x7)/Cube 0: Measurement grid: dx=8mm, dy=8mm, dz=5mm

Reference Value = 2.714 V/m; Power Drift = -0.06 dB

Peak SAR (extrapolated) = 3.66 W/kg

SAR(1 g) = 1.28 W/kg; SAR(10 g) = 0.538 W/kg

Maximum value of SAR (measured) = 2.47 W/kg



0 dB = 2.47 W/kg = 3.93 dBW/kg

Unless otherwise stated the results shown in this test report refer only to the sample(s) tested and such sample(s) are retained for 90 days only.

除非另有說明，此報告結果僅對測試之樣品負責，同時此樣品僅保留90天。本報告未經本公司書面許可，不可部份複製。

This document is issued by the Company subject to its General Conditions of Service printed overleaf, available on request or accessible at www.sgs.com/terms_and_conditions.htm and for electronic format documents, subject to Terms and Conditions for Electronic Documents at www.sgs.com/terms_e-document.htm. Attention is drawn to the limitation of liability, indemnification and jurisdiction issues defined therein. Any holder of this document is advised that information contained hereon reflects the Company's findings at the time of its intervention only and within the limits of Client's instructions, if any. The Company's sole responsibility is to its Client and this document does not exonerate parties to a transaction from exercising all their rights and obligations under the transaction documents. This document cannot be reproduced except in full, without prior written approval of the Company. Any unauthorized alteration, forgery or falsification of the content or appearance of this document is unlawful and offenders may be prosecuted to the fullest extent of the law.

Date: 2018/7/27

WCDMA Band V_Body_Left side_CH 4233_0mm

Communication System: WCDMA; Frequency: 846.6 MHz; Duty Cycle: 1:1

Medium parameters used: $f = 847 \text{ MHz}$; $\sigma = 1.004 \text{ S/m}$; $\epsilon_r = 57.277$; $\rho = 1000 \text{ kg/m}^3$

Phantom section: Flat Section

Ambient temperature: 21.6°C; Liquid temperature: 22.0°C

DASY5 Configuration:

- Probe: EX3DV4 - SN3770; ConvF(9.72, 9.72, 9.72); Calibrated: 2018/4/25;
- Sensor-Surface: 2mm (Mechanical Surface Detection)
- Electronics: DAE4 Sn856; Calibrated: 2018/4/21
- Phantom: ELI;
- DASY52 52.8.8(1258); SEMCAD X 14.6.10(7373)

Area Scan (41x101x1): Interpolated grid: dx=15 mm, dy=15 mm

Maximum value of SAR (interpolated) = 1.30 W/kg

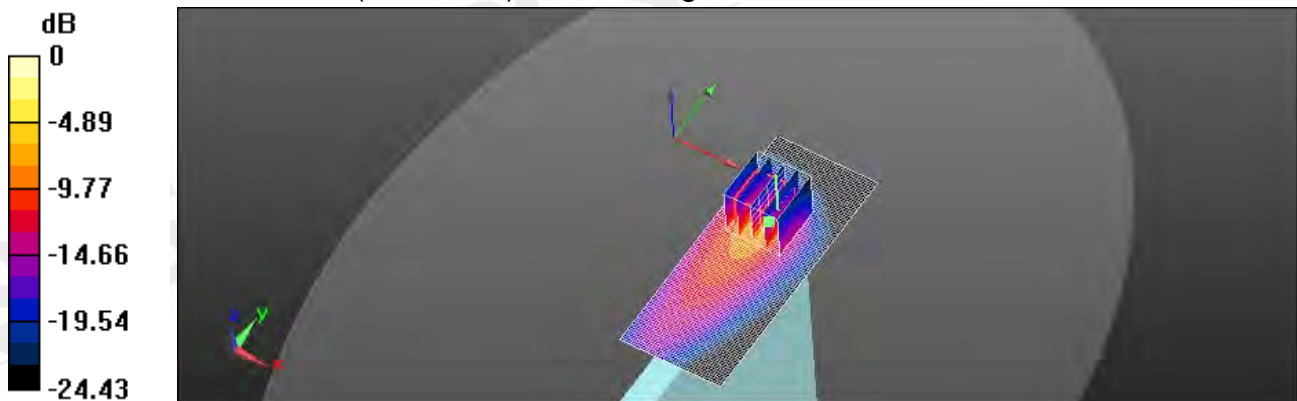
Zoom Scan (5x5x7)/Cube 0: Measurement grid: dx=8mm, dy=8mm, dz=5mm

Reference Value = 6.799 V/m; Power Drift = 0.17 dB

Peak SAR (extrapolated) = 7.36 W/kg

SAR(1 g) = 1.41 W/kg; SAR(10 g) = 0.481 W/kg

Maximum value of SAR (measured) = 4.61 W/kg



0 dB = 4.61 W/kg = 6.64 dBW/kg

Unless otherwise stated the results shown in this test report refer only to the sample(s) tested and such sample(s) are retained for 90 days only.

除非另有說明，此報告結果僅對測試之樣品負責，同時此樣品僅保留90天。本報告未經本公司書面許可，不可部份複製。

This document is issued by the Company subject to its General Conditions of Service printed overleaf, available on request or accessible at www.sgs.com/terms_and_conditions.htm and for electronic format documents, subject to Terms and Conditions for Electronic Documents at www.sgs.com/terms_e-document.htm. Attention is drawn to the limitation of liability, indemnification and jurisdiction issues defined therein. Any holder of this document is advised that information contained hereon reflects the Company's findings at the time of its intervention only and within the limits of Client's instructions, if any. The Company's sole responsibility is to its Client and this document does not exonerate parties to a transaction from exercising all their rights and obligations under the transaction documents. This document cannot be reproduced except in full, without prior written approval of the Company. Any unauthorized alteration, forgery or falsification of the content or appearance of this document is unlawful and offenders may be prosecuted to the fullest extent of the law.

Date: 2018/7/31

LTE Band 2 (20MHz)_Body_Left side_CH 18700_QPSK_1-0_0mm

Communication System: LTE; Frequency: 1860 MHz; Duty Cycle: 1:1

Medium parameters used: $f = 1860 \text{ MHz}$; $\sigma = 1.583 \text{ S/m}$; $\epsilon_r = 51.027$; $\rho = 1000 \text{ kg/m}^3$

Phantom section: Flat Section

Ambient temperature: 21.5°C; Liquid temperature: 21.9°C

DASY5 Configuration:

- Probe: EX3DV4 - SN3770; ConvF(8, 8, 8); Calibrated: 2018/4/25;
- Sensor-Surface: 2mm (Mechanical Surface Detection)
- Electronics: DAE4 Sn856; Calibrated: 2018/4/21
- Phantom: ELI;
- DASY52 52.8.8(1258); SEMCAD X 14.6.10(7373)

Area Scan (41x101x1): Interpolated grid: dx=15 mm, dy=15 mm

Maximum value of SAR (interpolated) = 2.55 W/kg

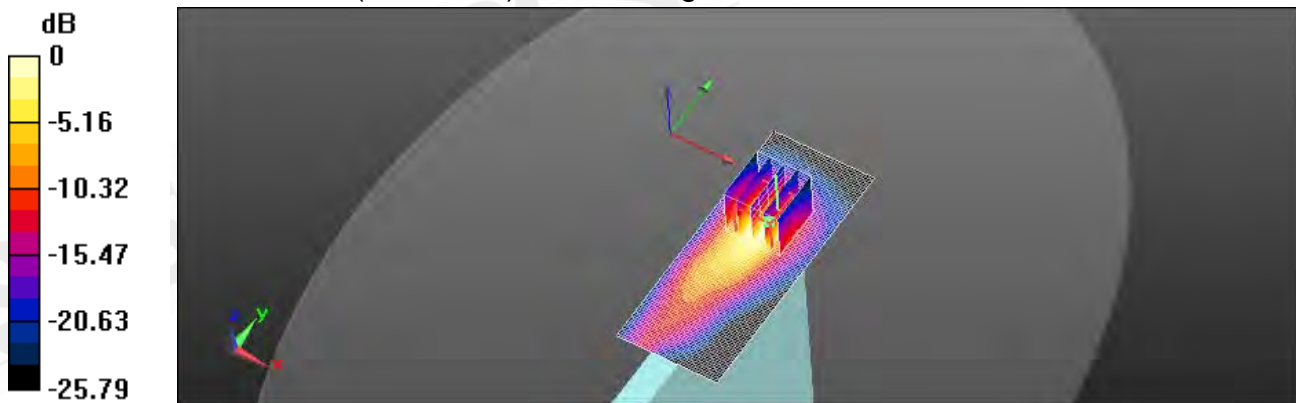
Zoom Scan (5x5x7)/Cube 0: Measurement grid: dx=8mm, dy=8mm, dz=5mm

Reference Value = 4.476 V/m; Power Drift = 0.14 dB

Peak SAR (extrapolated) = 3.69 W/kg

SAR(1 g) = 1.34 W/kg; SAR(10 g) = 0.578 W/kg

Maximum value of SAR (measured) = 2.39 W/kg



0 dB = 2.39 W/kg = 3.78 dBW/kg

Unless otherwise stated the results shown in this test report refer only to the sample(s) tested and such sample(s) are retained for 90 days only.

除非另有說明，此報告結果僅對測試之樣品負責，同時此樣品僅保留90天。本報告未經本公司書面許可，不可部份複製。

This document is issued by the Company subject to its General Conditions of Service printed overleaf, available on request or accessible at www.sgs.com/terms_and_conditions.htm and for electronic format documents, subject to Terms and Conditions for Electronic Documents at www.sgs.com/terms_e-document.htm. Attention is drawn to the limitation of liability, indemnification and jurisdiction issues defined therein. Any holder of this document is advised that information contained hereon reflects the Company's findings at the time of its intervention only and within the limits of Client's instructions, if any. The Company's sole responsibility is to its Client and this document does not exonerate parties to a transaction from exercising all their rights and obligations under the transaction documents. This document cannot be reproduced except in full, without prior written approval of the Company. Any unauthorized alteration, forgery or falsification of the content or appearance of this document is unlawful and offenders may be prosecuted to the fullest extent of the law.

Date: 2018/7/30

LTE Band 4 (20MHz)_Body_Left side_CH 20300_QPSK_1-99_0mm

Communication System: LTE; Frequency: 1745 MHz; Duty Cycle: 1:1

Medium parameters used: $f = 1745 \text{ MHz}$; $\sigma = 1.46 \text{ S/m}$; $\epsilon_r = 51.435$; $\rho = 1000 \text{ kg/m}^3$

Phantom section: Flat Section

Ambient temperature: 22.1°C ; Liquid temperature: 21.7°C

DASY5 Configuration:

- Probe: EX3DV4 - SN3770; ConvF(8.26, 8.26, 8.26); Calibrated: 2018/4/25;
- Sensor-Surface: 2mm (Mechanical Surface Detection)
- Electronics: DAE4 Sn856; Calibrated: 2018/4/21
- Phantom: ELI;
- DASY52 52.8.8(1258); SEMCAD X 14.6.10(7373)

Area Scan (41x101x1): Interpolated grid: $dx=15 \text{ mm}$, $dy=15 \text{ mm}$

Maximum value of SAR (interpolated) = 2.63 W/kg


Zoom Scan (5x5x7)/Cube 0: Measurement grid: $dx=8\text{mm}$, $dy=8\text{mm}$, $dz=5\text{mm}$

Reference Value = 5.055 V/m ; Power Drift = -0.07 dB

Peak SAR (extrapolated) = 4.04 W/kg

SAR(1 g) = 1.33 W/kg ; SAR(10 g) = 0.553 W/kg

Maximum value of SAR (measured) = 2.64 W/kg



0 dB = $2.64 \text{ W/kg} = 4.22 \text{ dBW/kg}$

Unless otherwise stated the results shown in this test report refer only to the sample(s) tested and such sample(s) are retained for 90 days only.

除非另有說明，此報告結果僅對測試之樣品負責，同時此樣品僅保留90天。本報告未經本公司書面許可，不可部份複製。

This document is issued by the Company subject to its General Conditions of Service printed overleaf, available on request or accessible at www.sgs.com/terms_and_conditions.htm and for electronic format documents, subject to Terms and Conditions for Electronic Documents at www.sgs.com/terms_e-document.htm. Attention is drawn to the limitation of liability, indemnification and jurisdiction issues defined therein. Any holder of this document is advised that information contained hereon reflects the Company's findings at the time of its intervention only and within the limits of Client's instructions, if any. The Company's sole responsibility is to its Client and this document does not exonerate parties to a transaction from exercising all their rights and obligations under the transaction documents. This document cannot be reproduced except in full, without prior written approval of the Company. Any unauthorized alteration, forgery or falsification of the content or appearance of this document is unlawful and offenders may be prosecuted to the fullest extent of the law.

Date: 2018/7/27

LTE Band 5 (10MHz)_Body_Left side_CH 20600_QPSK_1-0_0mm

Communication System: LTE; Frequency: 844 MHz; Duty Cycle: 1:1

Medium parameters used: $f = 844 \text{ MHz}$; $\sigma = 1.003 \text{ S/m}$; $\epsilon_r = 57.345$; $\rho = 1000 \text{ kg/m}^3$

Phantom section: Flat Section

Ambient temperature: 21.6°C ; Liquid temperature: 22.0°C

DASY5 Configuration:

- Probe: EX3DV4 - SN3770; ConvF(9.72, 9.72, 9.72); Calibrated: 2018/4/25;
- Sensor-Surface: 2mm (Mechanical Surface Detection)
- Electronics: DAE4 Sn856; Calibrated: 2018/4/21
- Phantom: ELI;
- DASY52 52.8.8(1258); SEMCAD X 14.6.10(7373)

Area Scan (41x101x1): Interpolated grid: $dx=15 \text{ mm}$, $dy=15 \text{ mm}$

Maximum value of SAR (interpolated) = 1.16 W/kg

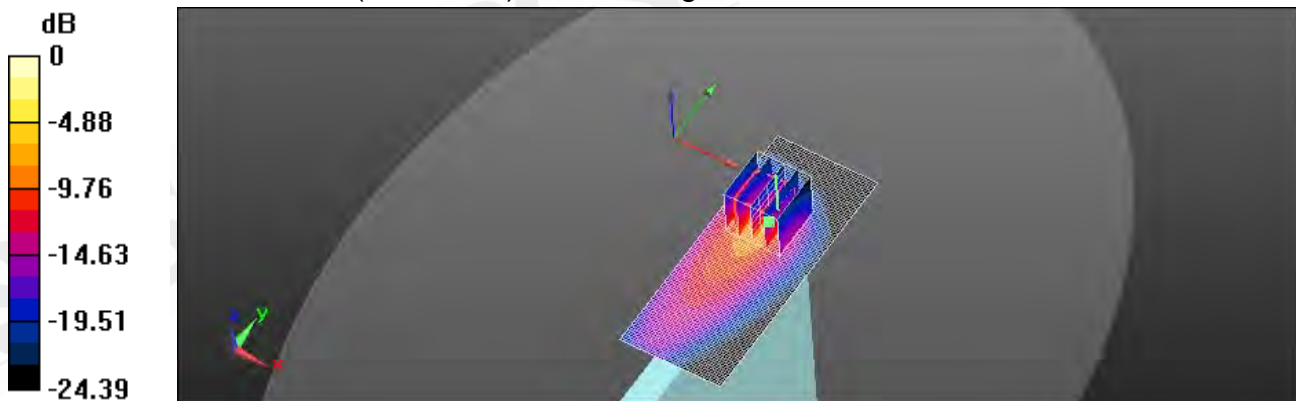
Zoom Scan (5x5x7)/Cube 0: Measurement grid: $dx=8\text{mm}$, $dy=8\text{mm}$, $dz=5\text{mm}$

Reference Value = 6.544 V/m ; Power Drift = 0.09 dB

Peak SAR (extrapolated) = 6.77 W/kg

SAR(1 g) = 1.27 W/kg ; SAR(10 g) = 0.428 W/kg

Maximum value of SAR (measured) = 4.24 W/kg



0 dB = $4.24 \text{ W/kg} = 6.27 \text{ dBW/kg}$

Unless otherwise stated the results shown in this test report refer only to the sample(s) tested and such sample(s) are retained for 90 days only.

除非另有說明，此報告結果僅對測試之樣品負責，同時此樣品僅保留90天。本報告未經本公司書面許可，不可部份複製。

This document is issued by the Company subject to its General Conditions of Service printed overleaf, available on request or accessible at www.sgs.com/terms_and_conditions.htm and for electronic format documents, subject to Terms and Conditions for Electronic Documents at www.sgs.com/terms_e-document.htm. Attention is drawn to the limitation of liability, indemnification and jurisdiction issues defined therein. Any holder of this document is advised that information contained hereon reflects the Company's findings at the time of its intervention only and within the limits of Client's instructions, if any. The Company's sole responsibility is to its Client and this document does not exonerate parties to a transaction from exercising all their rights and obligations under the transaction documents. This document cannot be reproduced except in full, without prior written approval of the Company. Any unauthorized alteration, forgery or falsification of the content or appearance of this document is unlawful and offenders may be prosecuted to the fullest extent of the law.

Date: 2018/8/2

LTE Band 7 (20MHz)_Body_Top side_CH 21100_QPSK_1-0_0mm

Communication System: LTE; Frequency: 2535 MHz; Duty Cycle: 1:1

Medium parameters used: $f = 2535$ MHz; $\sigma = 2.163$ S/m; $\epsilon_r = 52.785$; $\rho = 1000$ kg/m³

Phantom section: Flat Section

Ambient temperature: 22.1°C; Liquid temperature: 21.7°C

DASY5 Configuration:

- Probe: EX3DV4 - SN3770; ConvF(7.37, 7.37, 7.37); Calibrated: 2018/4/25;
- Sensor-Surface: 2mm (Mechanical Surface Detection)
- Electronics: DAE4 Sn856; Calibrated: 2018/4/21
- Phantom: ELI;
- DASY52 52.8.8(1258); SEMCAD X 14.6.10(7373)

Area Scan (51x131x1): Interpolated grid: dx=12 mm, dy=12 mm

Maximum value of SAR (interpolated) = 0.570 W/kg


Zoom Scan (7x7x7)/Cube 0: Measurement grid: dx=5mm, dy=5mm, dz=5mm

Reference Value = 1.588 V/m; Power Drift = -0.12 dB

Peak SAR (extrapolated) = 0.991 W/kg

SAR(1 g) = 0.404 W/kg; SAR(10 g) = 0.161 W/kg

Maximum value of SAR (measured) = 0.727 W/kg



0 dB = 0.727 W/kg = -1.38 dBW/kg

Unless otherwise stated the results shown in this test report refer only to the sample(s) tested and such sample(s) are retained for 90 days only.

除非另有說明，此報告結果僅對測試之樣品負責，同時此樣品僅保留90天。本報告未經本公司書面許可，不可部份複製。

This document is issued by the Company subject to its General Conditions of Service printed overleaf, available on request or accessible at www.sgs.com/terms_and_conditions.htm and for electronic format documents, subject to Terms and Conditions for Electronic Documents at www.sgs.com/terms_e-document.htm. Attention is drawn to the limitation of liability, indemnification and jurisdiction issues defined therein. Any holder of this document is advised that information contained hereon reflects the Company's findings at the time of its intervention only and within the limits of Client's instructions, if any. The Company's sole responsibility is to its Client and this document does not exonerate parties to a transaction from exercising all their rights and obligations under the transaction documents. This document cannot be reproduced except in full, without prior written approval of the Company. Any unauthorized alteration, forgery or falsification of the content or appearance of this document is unlawful and offenders may be prosecuted to the fullest extent of the law.

Date: 2018/7/26

LTE Band 12 (10MHz)_Body_Left side_CH 23060_QPSK_50-0_0mm

Communication System: LTE; Frequency: 704 MHz; Duty Cycle: 1:1

Medium parameters used: $f = 704 \text{ MHz}$; $\sigma = 0.93 \text{ S/m}$; $\epsilon_r = 57.251$; $\rho = 1000 \text{ kg/m}^3$

Phantom section: Flat Section

Ambient temperature: 21.4°C ; Liquid temperature: 21.8°C

DASY5 Configuration:

- Probe: EX3DV4 - SN3770; ConvF(9.97, 9.97, 9.97); Calibrated: 2018/4/25;
- Sensor-Surface: 2mm (Mechanical Surface Detection)
- Electronics: DAE4 Sn856; Calibrated: 2018/4/21
- Phantom: ELI;
- DASY52 52.8.8(1258); SEMCAD X 14.6.10(7373)

Area Scan (41x101x1): Interpolated grid: $dx=15 \text{ mm}$, $dy=15 \text{ mm}$

Maximum value of SAR (interpolated) = 1.07 W/kg

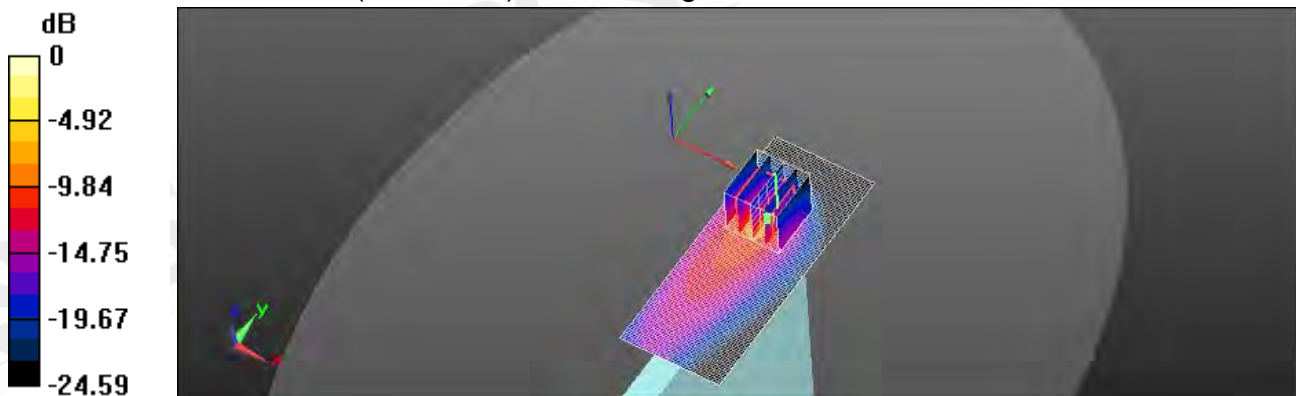
Zoom Scan (5x5x7)/Cube 0: Measurement grid: $dx=8\text{mm}$, $dy=8\text{mm}$, $dz=5\text{mm}$

Reference Value = 7.800 V/m ; Power Drift = 0.02 dB

Peak SAR (extrapolated) = 7.63 W/kg

SAR(1 g) = 1.3 W/kg ; SAR(10 g) = 0.403 W/kg

Maximum value of SAR (measured) = 4.62 W/kg



0 dB = $4.62 \text{ W/kg} = 6.65 \text{ dBW/kg}$

Unless otherwise stated the results shown in this test report refer only to the sample(s) tested and such sample(s) are retained for 90 days only.

除非另有說明，此報告結果僅對測試之樣品負責，同時此樣品僅保留90天。本報告未經本公司書面許可，不可部份複製。

This document is issued by the Company subject to its General Conditions of Service printed overleaf, available on request or accessible at www.sgs.com/terms_and_conditions.htm and for electronic format documents, subject to Terms and Conditions for Electronic Documents at www.sgs.com/terms_e-document.htm. Attention is drawn to the limitation of liability, indemnification and jurisdiction issues defined therein. Any holder of this document is advised that information contained hereon reflects the Company's findings at the time of its intervention only and within the limits of Client's instructions, if any. The Company's sole responsibility is to its Client and this document does not exonerate parties to a transaction from exercising all their rights and obligations under the transaction documents. This document cannot be reproduced except in full, without prior written approval of the Company. Any unauthorized alteration, forgery or falsification of the content or appearance of this document is unlawful and offenders may be prosecuted to the fullest extent of the law.

Date: 2018/7/26

LTE Band 13 (10MHz)_Body_Left side_CH 23230_QPSK_1-0_0mm

Communication System: LTE; Frequency: 782 MHz; Duty Cycle: 1:1

Medium parameters used: $f = 782 \text{ MHz}$; $\sigma = 1.007 \text{ S/m}$; $\epsilon_r = 56.625$; $\rho = 1000 \text{ kg/m}^3$

Phantom section: Flat Section

Ambient temperature: 21.4°C ; Liquid temperature: 21.8°C

DASY5 Configuration:

- Probe: EX3DV4 - SN3770; ConvF(9.97, 9.97, 9.97); Calibrated: 2018/4/25;
- Sensor-Surface: 2mm (Mechanical Surface Detection)
- Electronics: DAE4 Sn856; Calibrated: 2018/4/21
- Phantom: ELI;
- DASY52 52.8.8(1258); SEMCAD X 14.6.10(7373)

Area Scan (41x101x1): Interpolated grid: $dx=15 \text{ mm}$, $dy=15 \text{ mm}$

Maximum value of SAR (interpolated) = 1.09 W/kg

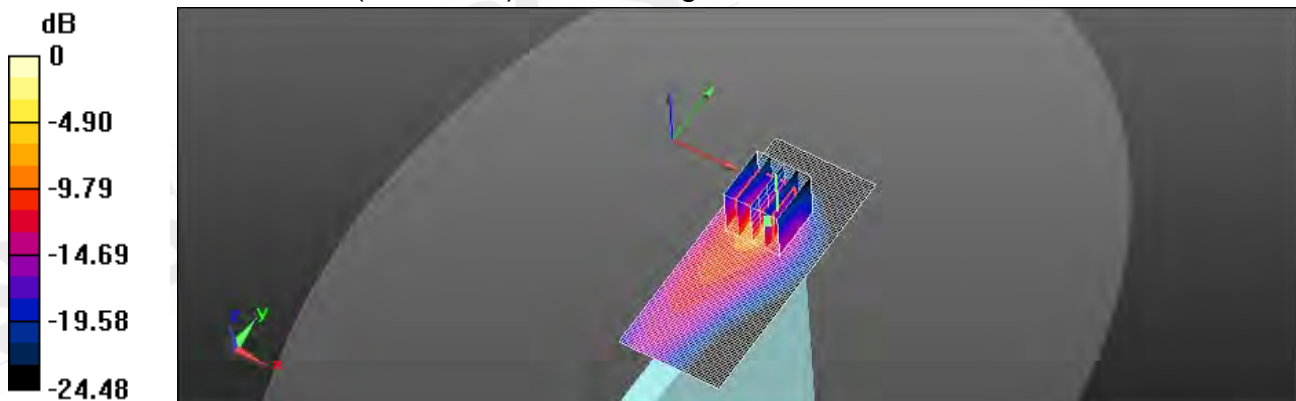
Zoom Scan (5x5x7)/Cube 0: Measurement grid: $dx=8\text{mm}$, $dy=8\text{mm}$, $dz=5\text{mm}$

Reference Value = 6.178 V/m ; Power Drift = 0.11 dB

Peak SAR (extrapolated) = 6.73 W/kg

SAR(1 g) = 1.24 W/kg ; SAR(10 g) = 0.401 W/kg

Maximum value of SAR (measured) = 4.22 W/kg



$0 \text{ dB} = 4.22 \text{ W/kg} = 6.25 \text{ dBW/kg}$

Unless otherwise stated the results shown in this test report refer only to the sample(s) tested and such sample(s) are retained for 90 days only.

除非另有說明，此報告結果僅對測試之樣品負責，同時此樣品僅保留90天。本報告未經本公司書面許可，不可部份複製。

This document is issued by the Company subject to its General Conditions of Service printed overleaf, available on request or accessible at www.sgs.com/terms_and_conditions.htm and for electronic format documents, subject to Terms and Conditions for Electronic Documents at www.sgs.com/terms_e-document.htm. Attention is drawn to the limitation of liability, indemnification and jurisdiction issues defined therein. Any holder of this document is advised that information contained hereon reflects the Company's findings at the time of its intervention only and within the limits of Client's instructions, if any. The Company's sole responsibility is to its Client and this document does not exonerate parties to a transaction from exercising all their rights and obligations under the transaction documents. This document cannot be reproduced except in full, without prior written approval of the Company. Any unauthorized alteration, forgery or falsification of the content or appearance of this document is unlawful and offenders may be prosecuted to the fullest extent of the law.

Date: 2018/7/26

LTE Band 17 (10MHz)_Body_Left side_CH 23780_QPSK_1-0_0mm

Communication System: LTE; Frequency: 709 MHz; Duty Cycle: 1:1

Medium parameters used: $f = 709$ MHz; $\sigma = 0.934$ S/m; $\epsilon_r = 57.233$; $\rho = 1000$ kg/m³

Phantom section: Flat Section

Ambient temperature: 21.4°C; Liquid temperature: 21.8°C

DASY5 Configuration:

- Probe: EX3DV4 - SN3770; ConvF(9.97, 9.97, 9.97); Calibrated: 2018/4/25;
- Sensor-Surface: 2mm (Mechanical Surface Detection)
- Electronics: DAE4 Sn856; Calibrated: 2018/4/21
- Phantom: ELI;
- DASY52 52.8.8(1258); SEMCAD X 14.6.10(7373)

Area Scan (41x101x1): Interpolated grid: dx=15 mm, dy=15 mm

Maximum value of SAR (interpolated) = 1.07 W/kg

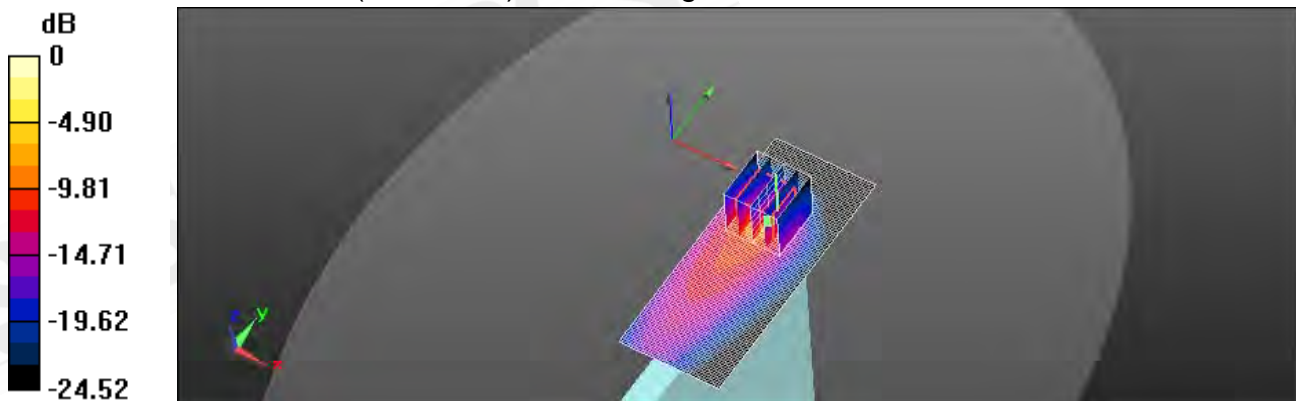
Zoom Scan (5x5x7)/Cube 0: Measurement grid: dx=8mm, dy=8mm, dz=5mm

Reference Value = 7.721 V/m; Power Drift = 0.14 dB

Peak SAR (extrapolated) = 7.52 W/kg

SAR(1 g) = 1.29 W/kg; SAR(10 g) = 0.401 W/kg

Maximum value of SAR (measured) = 4.57 W/kg



0 dB = 4.57 W/kg = 6.60 dBW/kg

Unless otherwise stated the results shown in this test report refer only to the sample(s) tested and such sample(s) are retained for 90 days only.

除非另有說明，此報告結果僅對測試之樣品負責，同時此樣品僅保留90天。本報告未經本公司書面許可，不可部份複製。

This document is issued by the Company subject to its General Conditions of Service printed overleaf, available on request or accessible at www.sgs.com/terms_and_conditions.htm and for electronic format documents, subject to Terms and Conditions for Electronic Documents at www.sgs.com/terms_e-document.htm. Attention is drawn to the limitation of liability, indemnification and jurisdiction issues defined therein. Any holder of this document is advised that information contained hereon reflects the Company's findings at the time of its intervention only and within the limits of Client's instructions, if any. The Company's sole responsibility is to its Client and this document does not exonerate parties to a transaction from exercising all their rights and obligations under the transaction documents. This document cannot be reproduced except in full, without prior written approval of the Company. Any unauthorized alteration, forgery or falsification of the content or appearance of this document is unlawful and offenders may be prosecuted to the fullest extent of the law.

Date: 2018/7/27

LTE Band 26 (15MHz)_Body_Left side_CH 26965_QPSK_1-74_0mm

Communication System: LTE; Frequency: 841.5 MHz; Duty Cycle: 1:1

 Medium parameters used: $f = 841.5 \text{ MHz}$; $\sigma = 0.999 \text{ S/m}$; $\epsilon_r = 57.35$; $\rho = 1000 \text{ kg/m}^3$

Phantom section: Flat Section

 Ambient temperature: 21.6°C ; Liquid temperature: 22.0°C
DASY5 Configuration:

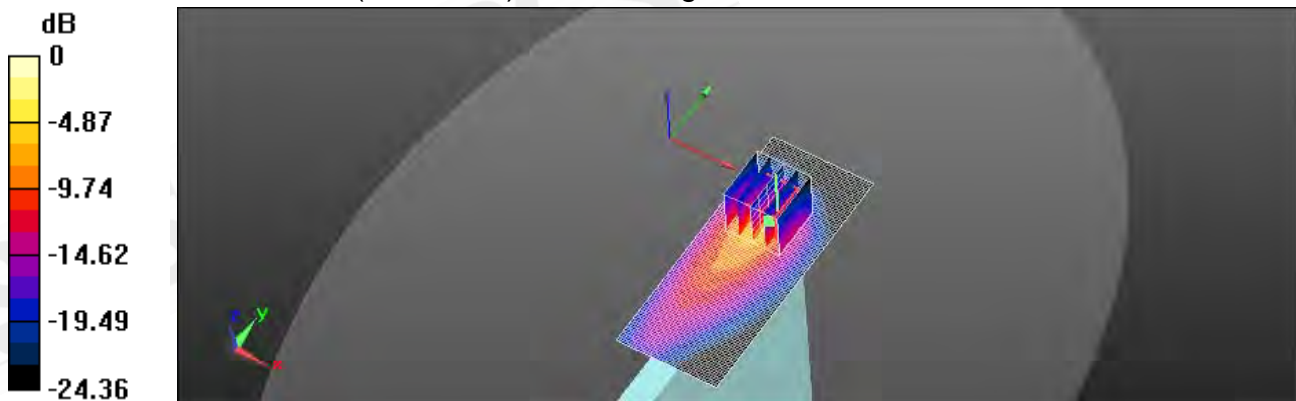
- Probe: EX3DV4 - SN3770; ConvF(9.72, 9.72, 9.72); Calibrated: 2018/4/25;
- Sensor-Surface: 2mm (Mechanical Surface Detection)
- Electronics: DAE4 Sn856; Calibrated: 2018/4/21
- Phantom: ELI;
- DASY52 52.8.8(1258); SEMCAD X 14.6.10(7373)

Area Scan (41x101x1): Interpolated grid: $dx=15 \text{ mm}$, $dy=15 \text{ mm}$

 Maximum value of SAR (interpolated) = 1.48 W/kg
Zoom Scan (5x5x7)/Cube 0: Measurement grid: $dx=8\text{mm}$, $dy=8\text{mm}$, $dz=5\text{mm}$

 Reference Value = 5.653 V/m ; Power Drift = 0.18 dB

 Peak SAR (extrapolated) = 7.12 W/kg
SAR(1 g) = 1.29 W/kg ; SAR(10 g) = 0.434 W/kg

 Maximum value of SAR (measured) = 4.39 W/kg

 $0 \text{ dB} = 4.39 \text{ W/kg} = 6.42 \text{ dBW/kg}$

Unless otherwise stated the results shown in this test report refer only to the sample(s) tested and such sample(s) are retained for 90 days only.

除非另有說明，此報告結果僅對測試之樣品負責，同時此樣品僅保留90天。本報告未經本公司書面許可，不可部份複製。

 This document is issued by the Company subject to its General Conditions of Service printed overleaf, available on request or accessible at www.sgs.com/terms_and_conditions.htm and for electronic format documents, subject to Terms and Conditions for Electronic Documents at www.sgs.com/terms_e-document.htm. Attention is drawn to the limitation of liability, indemnification and jurisdiction issues defined therein. Any holder of this document is advised that information contained hereon reflects the Company's findings at the time of its intervention only and within the limits of Client's instructions, if any. The Company's sole responsibility is to its Client and this document does not exonerate parties to a transaction from exercising all their rights and obligations under the transaction documents. This document cannot be reproduced except in full, without prior written approval of the Company. Any unauthorized alteration, forgery or falsification of the content or appearance of this document is unlawful and offenders may be prosecuted to the fullest extent of the law.

Date: 2018/8/1

LTE Band 30 (10MHz)_Body_Left side_CH 27710_QPSK_50-0_0mm

Communication System: LTE; Frequency: 2310 MHz; Duty Cycle: 1:1

Medium parameters used: $f = 2310$ MHz; $\sigma = 1.854$ S/m; $\epsilon_r = 53.568$; $\rho = 1000$ kg/m³

Phantom section: Flat Section

Ambient temperature: 21.8°C; Liquid temperature: 22.2°C

DASY5 Configuration:

- Probe: EX3DV4 - SN3770; ConvF(7.68, 7.68, 7.68); Calibrated: 2018/4/25;
- Sensor-Surface: 2mm (Mechanical Surface Detection)
- Electronics: DAE4 Sn856; Calibrated: 2018/4/21
- Phantom: ELI;
- DASY52 52.8.8(1258); SEMCAD X 14.6.10(7373)

Area Scan (51x121x1): Interpolated grid: dx=12 mm, dy=12 mm

Maximum value of SAR (interpolated) = 1.85 W/kg


Zoom Scan (7x7x7)/Cube 0: Measurement grid: dx=5mm, dy=5mm, dz=5mm

Reference Value = 1.593 V/m; Power Drift = 0.14 dB

Peak SAR (extrapolated) = 2.74 W/kg

SAR(1 g) = 0.971 W/kg; SAR(10 g) = 0.438 W/kg

Maximum value of SAR (measured) = 1.62 W/kg



0 dB = 1.62 W/kg = 2.10 dBW/kg

Unless otherwise stated the results shown in this test report refer only to the sample(s) tested and such sample(s) are retained for 90 days only.

除非另有說明，此報告結果僅對測試之樣品負責，同時此樣品僅保留90天。本報告未經本公司書面許可，不可部份複製。

This document is issued by the Company subject to its General Conditions of Service printed overleaf, available on request or accessible at www.sgs.com/terms_and_conditions.htm and for electronic format documents, subject to Terms and Conditions for Electronic Documents at www.sgs.com/terms_e-document.htm. Attention is drawn to the limitation of liability, indemnification and jurisdiction issues defined therein. Any holder of this document is advised that information contained hereon reflects the Company's findings at the time of its intervention only and within the limits of Client's instructions, if any. The Company's sole responsibility is to its Client and this document does not exonerate parties to a transaction from exercising all their rights and obligations under the transaction documents. This document cannot be reproduced except in full, without prior written approval of the Company. Any unauthorized alteration, forgery or falsification of the content or appearance of this document is unlawful and offenders may be prosecuted to the fullest extent of the law.

Date: 2018/8/2

LTE Band 38 (20MHz)_Body_Top side_CH 38000_QPSK_1-0_0mm

Communication System: LTE; Frequency: 2595 MHz; Duty Cycle: 1: 1:1.59956

Medium parameters used: $f = 2595 \text{ MHz}$; $\sigma = 2.243 \text{ S/m}$; $\epsilon_r = 52.593$; $\rho = 1000 \text{ kg/m}^3$

Phantom section: Flat Section

Ambient temperature: 22.1°C ; Liquid temperature: 21.7°C

DASY5 Configuration:

- Probe: EX3DV4 - SN3770; ConvF(7.37, 7.37, 7.37); Calibrated: 2018/4/25;
- Sensor-Surface: 2mm (Mechanical Surface Detection)
- Electronics: DAE4 Sn856; Calibrated: 2018/4/21
- Phantom: ELI;
- DASY52 52.8.8(1258); SEMCAD X 14.6.10(7373)

Area Scan (51x131x1): Interpolated grid: $dx=12 \text{ mm}$, $dy=12 \text{ mm}$

Maximum value of SAR (interpolated) = 0.934 W/kg

Zoom Scan (7x7x7)/Cube 0: Measurement grid: $dx=5\text{mm}$, $dy=5\text{mm}$, $dz=5\text{mm}$

Reference Value = 2.008 V/m ; Power Drift = 0.18 dB

Peak SAR (extrapolated) = 1.37 W/kg

SAR(1 g) = 0.563 W/kg ; SAR(10 g) = 0.224 W/kg

Maximum value of SAR (measured) = 1.01 W/kg


Zoom Scan (7x7x7)/Cube 1: Measurement grid: $dx=5\text{mm}$, $dy=5\text{mm}$, $dz=5\text{mm}$

Reference Value = 2.008 V/m ; Power Drift = 0.18 dB

Peak SAR (extrapolated) = 1.29 W/kg

SAR(1 g) = 0.384 W/kg ; SAR(10 g) = 0.169 W/kg

Maximum value of SAR (measured) = 0.771 W/kg



$0 \text{ dB} = 0.771 \text{ W/kg} = -1.13 \text{ dBW/kg}$

Unless otherwise stated the results shown in this test report refer only to the sample(s) tested and such sample(s) are retained for 90 days only.

除非另有說明，此報告結果僅對測試之樣品負責，同時此樣品僅保留90天。本報告未經本公司書面許可，不可部份複製。

This document is issued by the Company subject to its General Conditions of Service printed overleaf, available on request or accessible at www.sgs.com/terms_and_conditions.htm and for electronic format documents, subject to Terms and Conditions for Electronic Documents at www.sgs.com/terms_e-document.htm. Attention is drawn to the limitation of liability, indemnification and jurisdiction issues defined therein. Any holder of this document is advised that information contained hereon reflects the Company's findings at the time of its intervention only and within the limits of Client's instructions, if any. The Company's sole responsibility is to its Client and this document does not exonerate parties to a transaction from exercising all their rights and obligations under the transaction documents. This document cannot be reproduced except in full, without prior written approval of the Company. Any unauthorized alteration, forgery or falsification of the content or appearance of this document is unlawful and offenders may be prosecuted to the fullest extent of the law.

Date: 2018/8/2

LTE Band 41 (20MHz)_Body_Top side_CH 40185_QPSK_1-0_0mm

Communication System: LTE; Frequency: 2549.5 MHz; Duty Cycle: 1: 1:1.59956

Medium parameters used: $f = 2549.5$ MHz; $\sigma = 2.181$ S/m; $\epsilon_r = 52.761$; $\rho = 1000$ kg/m³

Phantom section: Flat Section

Ambient temperature: 22.1°C; Liquid temperature: 21.7°C

DASY5 Configuration:

- Probe: EX3DV4 - SN3770; ConvF(7.37, 7.37, 7.37); Calibrated: 2018/4/25;
- Sensor-Surface: 2mm (Mechanical Surface Detection)
- Electronics: DAE4 Sn856; Calibrated: 2018/4/21
- Phantom: ELI;
- DASY52 52.8.8(1258); SEMCAD X 14.6.10(7373)

Area Scan (51x131x1): Interpolated grid: dx=12 mm, dy=12 mm

Maximum value of SAR (interpolated) = 0.854 W/kg

Zoom Scan (7x7x7)/Cube 0: Measurement grid: dx=5mm, dy=5mm, dz=5mm

Reference Value = 3.514 V/m; Power Drift = 0.17 dB

Peak SAR (extrapolated) = 1.44 W/kg

SAR(1 g) = 0.609 W/kg; SAR(10 g) = 0.270 W/kg

Maximum value of SAR (measured) = 1.01 W/kg

Zoom Scan (7x7x7)/Cube 1: Measurement grid: dx=5mm, dy=5mm, dz=5mm

Reference Value = 3.514 V/m; Power Drift = 0.17 dB

Peak SAR (extrapolated) = 1.59 W/kg

SAR(1 g) = 0.526 W/kg; SAR(10 g) = 0.206 W/kg

Maximum value of SAR (measured) = 0.896 W/kg

Zoom Scan (7x7x7)/Cube 2: Measurement grid: dx=5mm, dy=5mm, dz=5mm

Reference Value = 3.514 V/m; Power Drift = 0.17 dB

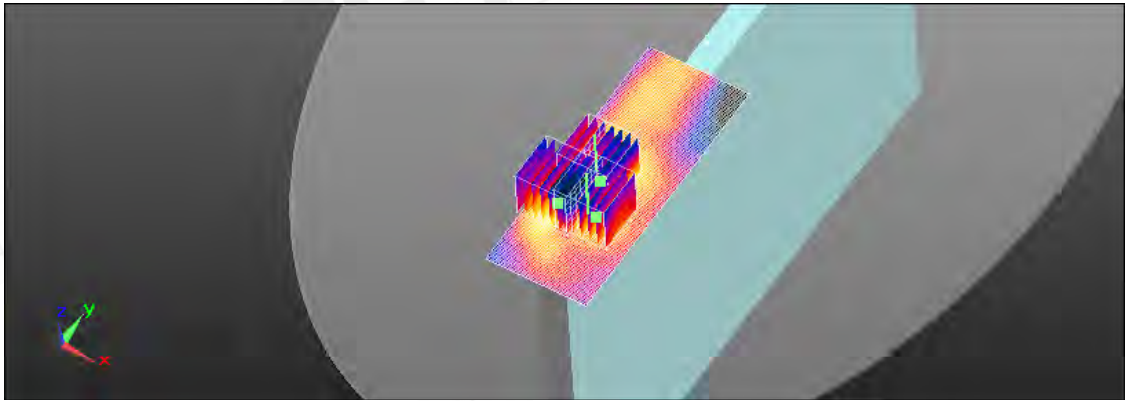
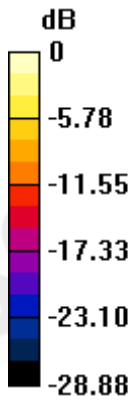
Peak SAR (extrapolated) = 1.67 W/kg

SAR(1 g) = 0.482 W/kg; SAR(10 g) = 0.198 W/kg

Maximum value of SAR (measured) = 0.964 W/kg

Unless otherwise stated the results shown in this test report refer only to the sample(s) tested and such sample(s) are retained for 90 days only.
除非另有說明，此報告結果僅對測試之樣品負責，同時此樣品僅保留90天。本報告未經本公司書面許可，不可部份複製。

This document is issued by the Company subject to its General Conditions of Service printed overleaf, available on request or accessible at www.sgs.com/terms_and_conditions.htm and for electronic format documents, subject to Terms and Conditions for Electronic Documents at www.sgs.com/terms_e-document.htm. Attention is drawn to the limitation of liability, indemnification and jurisdiction issues defined therein. Any holder of this document is advised that information contained hereon reflects the Company's findings at the time of its intervention only and within the limits of Client's instructions, if any. The Company's sole responsibility is to its Client and this document does not exonerate parties to a transaction from exercising all their rights and obligations under the transaction documents. This document cannot be reproduced except in full, without prior written approval of the Company. Any unauthorized alteration, forgery or falsification of the content or appearance of this document is unlawful and offenders may be prosecuted to the fullest extent of the law.



0 dB = 0.964 W/kg = -0.16 dBW/kg

Unless otherwise stated the results shown in this test report refer only to the sample(s) tested and such sample(s) are retained for 90 days only.

除非另有說明，此報告結果僅對測試之樣品負責，同時此樣品僅保留90天。本報告未經本公司書面許可，不可部份複製。

This document is issued by the Company subject to its General Conditions of Service printed overleaf, available on request or accessible at www.sgs.com/terms_and_conditions.htm and for electronic format documents, subject to Terms and Conditions for Electronic Documents at www.sgs.com/terms_e-document.htm. Attention is drawn to the limitation of liability, indemnification and jurisdiction issues defined therein. Any holder of this document is advised that information contained hereon reflects the Company's findings at the time of its intervention only and within the limits of Client's instructions, if any. The Company's sole responsibility is to its Client and this document does not exonerate parties to a transaction from exercising all their rights and obligations under the transaction documents. This document cannot be reproduced except in full, without prior written approval of the Company. Any unauthorized alteration, forgery or falsification of the content or appearance of this document is unlawful and offenders may be prosecuted to the fullest extent of the law.

Date: 2018/7/30

LTE Band 66 (20MHz)_Body_Left side_CH 132572_QPSK_100-0_0mm

Communication System: LTE; Frequency: 1770 MHz; Duty Cycle: 1:1

Medium parameters used: $f = 1770$ MHz; $\sigma = 1.489$ S/m; $\epsilon_r = 51.352$; $\rho = 1000$ kg/m³

Phantom section: Flat Section

Ambient temperature: 22.1°C; Liquid temperature: 21.7°C

DASY5 Configuration:

- Probe: EX3DV4 - SN3770; ConvF(8.26, 8.26, 8.26); Calibrated: 2018/4/25;
- Sensor-Surface: 2mm (Mechanical Surface Detection)
- Electronics: DAE4 Sn856; Calibrated: 2018/4/21
- Phantom: ELI;
- DASY52 52.8.8(1258); SEMCAD X 14.6.10(7373)

Area Scan (41x101x1): Interpolated grid: dx=15 mm, dy=15 mm

Maximum value of SAR (interpolated) = 2.77 W/kg

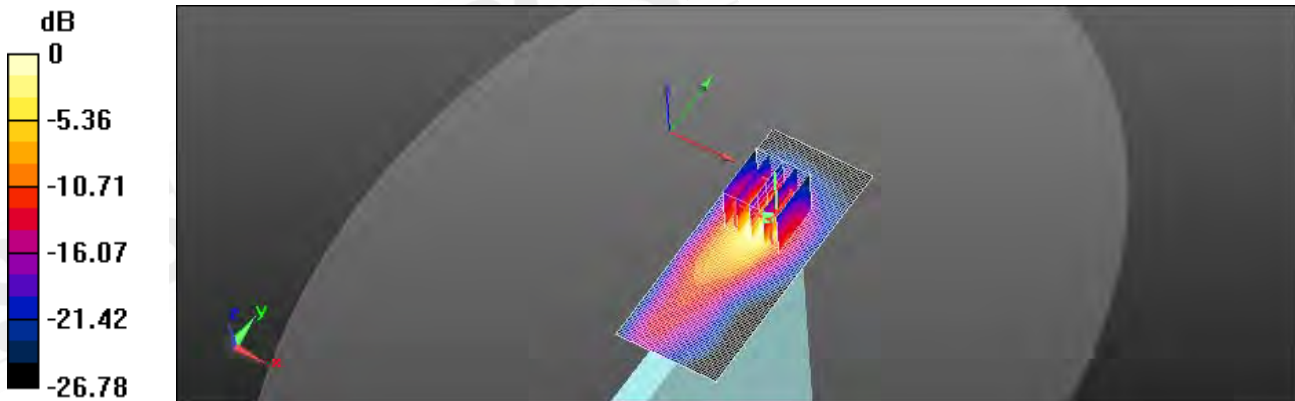
Zoom Scan (5x5x7)/Cube 0: Measurement grid: dx=8mm, dy=8mm, dz=5mm

Reference Value = 5.504 V/m; Power Drift = -0.06 dB

Peak SAR (extrapolated) = 4.23 W/kg

SAR(1 g) = 1.41 W/kg; SAR(10 g) = 0.584 W/kg

Maximum value of SAR (measured) = 2.72 W/kg



0 dB = 2.72 W/kg = 4.35 dBW/kg

Unless otherwise stated the results shown in this test report refer only to the sample(s) tested and such sample(s) are retained for 90 days only.

除非另有說明，此報告結果僅對測試之樣品負責，同時此樣品僅保留90天。本報告未經本公司書面許可，不可部份複製。

This document is issued by the Company subject to its General Conditions of Service printed overleaf, available on request or accessible at www.sgs.com/terms_and_conditions.htm and for electronic format documents, subject to Terms and Conditions for Electronic Documents at www.sgs.com/terms_e-document.htm. Attention is drawn to the limitation of liability, indemnification and jurisdiction issues defined therein. Any holder of this document is advised that information contained hereon reflects the Company's findings at the time of its intervention only and within the limits of Client's instructions, if any. The Company's sole responsibility is to its Client and this document does not exonerate parties to a transaction from exercising all their rights and obligations under the transaction documents. This document cannot be reproduced except in full, without prior written approval of the Company. Any unauthorized alteration, forgery or falsification of the content or appearance of this document is unlawful and offenders may be prosecuted to the fullest extent of the law.

Date: 2018/7/28

WLAN 802.11b_Body_Top side_CH 1_Main_0mm

Communication System: WLAN 2.45G; Frequency: 2412 MHz; Duty Cycle: 1:1

Medium parameters used: $f = 2412 \text{ MHz}$; $\sigma = 1.882 \text{ S/m}$; $\epsilon_r = 53$; $\rho = 1000 \text{ kg/m}^3$

Phantom section: Flat Section

Ambient temperature: 22.1°C ; Liquid temperature: 21.8°C

DASY5 Configuration:

- Probe: EX3DV4 - SN3831; ConvF(7.26, 7.26, 7.26); Calibrated: 2018/1/23
- Sensor-Surface: 2mm (Mechanical Surface Detection)
- Electronics: DAE4 Sn547; Calibrated: 2018/3/16
- Phantom: ELI
- DASY52 52.10.1(1476); SEMCAD X 14.6.11(7439)

Area Scan (61x91x1): Interpolated grid: $dx=12 \text{ mm}$, $dy=12 \text{ mm}$

Maximum value of SAR (interpolated) = 1.07 W/kg


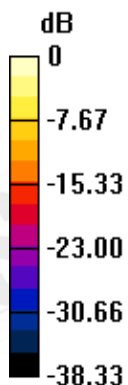
Zoom Scan (7x7x7)/Cube 0: Measurement grid: $dx=5\text{mm}$, $dy=5\text{mm}$, $dz=5\text{mm}$

Reference Value = 6.229 V/m ; Power Drift = 0.02 dB

Peak SAR (extrapolated) = 1.57 W/kg

SAR(1 g) = 0.688 W/kg ; SAR(10 g) = 0.297 W/kg

Maximum value of SAR (measured) = 1.04 W/kg



0 dB = 1.04 W/kg = 0.16 dBW/kg

Unless otherwise stated the results shown in this test report refer only to the sample(s) tested and such sample(s) are retained for 90 days only.

除非另有說明，此報告結果僅對測試之樣品負責，同時此樣品僅保留90天。本報告未經本公司書面許可，不可部份複製。

This document is issued by the Company subject to its General Conditions of Service printed overleaf, available on request or accessible at www.sgs.com/terms_and_conditions.htm and for electronic format documents, subject to Terms and Conditions for Electronic Documents at www.sgs.com/terms_e-document.htm. Attention is drawn to the limitation of liability, indemnification and jurisdiction issues defined therein. Any holder of this document is advised that information contained hereon reflects the Company's findings at the time of its intervention only and within the limits of Client's instructions, if any. The Company's sole responsibility is to its Client and this document does not exonerate parties to a transaction from exercising all their rights and obligations under the transaction documents. This document cannot be reproduced except in full, without prior written approval of the Company. Any unauthorized alteration, forgery or falsification of the content or appearance of this document is unlawful and offenders may be prosecuted to the fullest extent of the law.

Date: 2018/7/30

WLAN 802.11n(40M) 5.2G_Body_Top side_CH 46_Main_0mm

Communication System: WLAN 5G; Frequency: 5230 MHz; Duty Cycle: 1:1

Medium parameters used: $f = 5230 \text{ MHz}$; $\sigma = 5.299 \text{ S/m}$; $\epsilon_r = 49.609$; $\rho = 1000 \text{ kg/m}^3$

Phantom section: Flat Section

Ambient temperature: 22.3°C ; Liquid temperature: 21.8°C

DASY5 Configuration:

- Probe: EX3DV4 - SN3831; ConvF(4.56, 4.56, 4.56); Calibrated: 2018/1/23
- Sensor-Surface: 2mm (Mechanical Surface Detection)
- Electronics: DAE4 Sn547; Calibrated: 2018/3/16
- Phantom: ELI
- DASY52 52.10.1(1476); SEMCAD X 14.6.11(7439)

Area Scan (71x101x1): Interpolated grid: $dx=10 \text{ mm}$, $dy=10 \text{ mm}$

Maximum value of SAR (interpolated) = 1.35 W/kg


Zoom Scan (7x7x12)/Cube 0: Measurement grid: $dx=4\text{mm}$, $dy=4\text{mm}$, $dz=2\text{mm}$

Reference Value = 3.115 V/m ; Power Drift = 0.03 dB

Peak SAR (extrapolated) = 2.80 W/kg

SAR(1 g) = 0.664 W/kg ; SAR(10 g) = 0.200 W/kg

Maximum value of SAR (measured) = 1.34 W/kg



0 dB = $1.34 \text{ W/kg} = 1.26 \text{ dBW/kg}$

Unless otherwise stated the results shown in this test report refer only to the sample(s) tested and such sample(s) are retained for 90 days only.

除非另有說明，此報告結果僅對測試之樣品負責，同時此樣品僅保留90天。本報告未經本公司書面許可，不可部份複製。

This document is issued by the Company subject to its General Conditions of Service printed overleaf, available on request or accessible at www.sgs.com/terms_and_conditions.htm and for electronic format documents, subject to Terms and Conditions for Electronic Documents at www.sgs.com/terms_e-document.htm. Attention is drawn to the limitation of liability, indemnification and jurisdiction issues defined therein. Any holder of this document is advised that information contained hereon reflects the Company's findings at the time of its intervention only and within the limits of Client's instructions, if any. The Company's sole responsibility is to its Client and this document does not exonerate parties to a transaction from exercising all their rights and obligations under the transaction documents. This document cannot be reproduced except in full, without prior written approval of the Company. Any unauthorized alteration, forgery or falsification of the content or appearance of this document is unlawful and offenders may be prosecuted to the fullest extent of the law.

Date: 2018/7/30

WLAN 802.11n(40M) 5.3G_Body_Top side_CH 54_Main_0mm

Communication System: WLAN 5G; Frequency: 5270 MHz; Duty Cycle: 1:1\

Medium parameters used: $f = 5270 \text{ MHz}$; $\sigma = 5.382 \text{ S/m}$; $\epsilon_r = 49.34$; $\rho = 1000 \text{ kg/m}^3$

Phantom section: Flat Section

Ambient temperature: 22.2°C; Liquid temperature: 21.8°C

DASY5 Configuration:

- Probe: EX3DV4 - SN3831; ConvF(4.39, 4.39, 4.39); Calibrated: 2018/1/23
- Sensor-Surface: 2mm (Mechanical Surface Detection)
- Electronics: DAE4 Sn547; Calibrated: 2018/3/16
- Phantom: ELI
- DASY52 52.10.1(1476); SEMCAD X 14.6.11(7439)

Area Scan (71x101x1): Interpolated grid: dx=10 mm, dy=10 mm

Maximum value of SAR (interpolated) = 1.05 W/kg

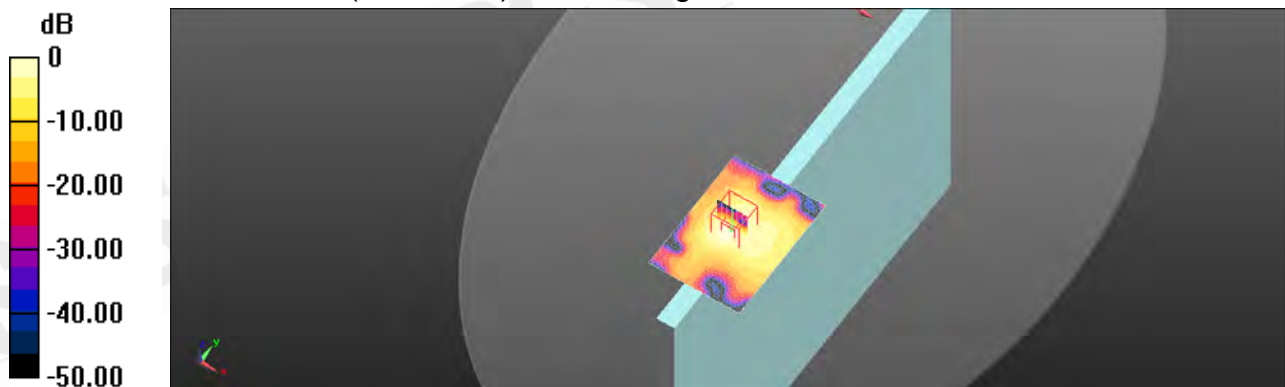
Zoom Scan (7x7x12)/Cube 0: Measurement grid: dx=4mm, dy=4mm, dz=2mm

Reference Value = 2.545 V/m; Power Drift = 0.06 dB

Peak SAR (extrapolated) = 2.25 W/kg

SAR(1 g) = 0.520 W/kg; SAR(10 g) = 0.156 W/kg

Maximum value of SAR (measured) = 1.06 W/kg



0 dB = 1.06 W/kg = 0.24 dBW/kg

Unless otherwise stated the results shown in this test report refer only to the sample(s) tested and such sample(s) are retained for 90 days only.
 除非另有說明，此報告結果僅對測試之樣品負責，同時此樣品僅保留90天。本報告未經本公司書面許可，不可部份複製。

This document is issued by the Company subject to its General Conditions of Service printed overleaf, available on request or accessible at www.sgs.com/terms_and_conditions.htm and for electronic format documents, subject to Terms and Conditions for Electronic Documents at www.sgs.com/terms_e-document.htm. Attention is drawn to the limitation of liability, indemnification and jurisdiction issues defined therein. Any holder of this document is advised that information contained hereon reflects the Company's findings at the time of its intervention only and within the limits of Client's instructions, if any. The Company's sole responsibility is to its Client and this document does not exonerate parties to a transaction from exercising all their rights and obligations under the transaction documents. This document cannot be reproduced except in full, without prior written approval of the Company. Any unauthorized alteration, forgery or falsification of the content or appearance of this document is unlawful and offenders may be prosecuted to the fullest extent of the law.

Date: 2018/7/31

WLAN 802.11ac(80M) 5.6G_Body_Top side_CH 138_Main_0mm

Communication System: WLAN 5G; Frequency: 5690 MHz; Duty Cycle: 1:1

Medium parameters used: $f = 5690 \text{ MHz}$; $\sigma = 5.838 \text{ S/m}$; $\epsilon_r = 48.303$; $\rho = 1000 \text{ kg/m}^3$

Phantom section: Flat Section

Ambient temperature: 22.1°C ; Liquid temperature: 21.8°C

DASY5 Configuration:

- Probe: EX3DV4 - SN3831; ConvF(3.92, 3.92, 3.92); Calibrated: 2018/1/23
- Sensor-Surface: 2mm (Mechanical Surface Detection)
- Electronics: DAE4 Sn547; Calibrated: 2018/3/16
- Phantom: ELI
- DASY52 52.10.1(1476); SEMCAD X 14.6.11(7439)

Area Scan (71x101x1): Interpolated grid: $dx=10 \text{ mm}$, $dy=10 \text{ mm}$

Maximum value of SAR (interpolated) = 1.38 W/kg


Zoom Scan (7x7x12)/Cube 0: Measurement grid: $dx=4\text{mm}$, $dy=4\text{mm}$, $dz=2\text{mm}$

Reference Value = 2.967 V/m; Power Drift = 0.08 dB

Peak SAR (extrapolated) = 3.09 W/kg

SAR(1 g) = 0.622 W/kg; SAR(10 g) = 0.194 W/kg

Maximum value of SAR (measured) = 1.27 W/kg



0 dB = 1.27 W/kg = 1.04 dBW/kg

Unless otherwise stated the results shown in this test report refer only to the sample(s) tested and such sample(s) are retained for 90 days only.

除非另有說明，此報告結果僅對測試之樣品負責，同時此樣品僅保留90天。本報告未經本公司書面許可，不可部份複製。

This document is issued by the Company subject to its General Conditions of Service printed overleaf, available on request or accessible at www.sgs.com/terms_and_conditions.htm and for electronic format documents, subject to Terms and Conditions for Electronic Documents at www.sgs.com/terms_e-document.htm. Attention is drawn to the limitation of liability, indemnification and jurisdiction issues defined therein. Any holder of this document is advised that information contained hereon reflects the Company's findings at the time of its intervention only and within the limits of Client's instructions, if any. The Company's sole responsibility is to its Client and this document does not exonerate parties to a transaction from exercising all their rights and obligations under the transaction documents. This document cannot be reproduced except in full, without prior written approval of the Company. Any unauthorized alteration, forgery or falsification of the content or appearance of this document is unlawful and offenders may be prosecuted to the fullest extent of the law.

Date: 2018/7/31

WLAN 802.11ac(80M) 5.8G_Body_Top side_CH 155_Main_0mm

Communication System: WLAN 5G; Frequency: 5775 MHz; Duty Cycle: 1:1

Medium parameters used: $f = 5775 \text{ MHz}$; $\sigma = 6.004 \text{ S/m}$; $\epsilon_r = 47.951$; $\rho = 1000 \text{ kg/m}^3$

Phantom section: Flat Section

Ambient temperature: 22.1°C ; Liquid temperature: 21.7°C

DASY5 Configuration:

- Probe: EX3DV4 - SN3831; ConvF(4.17, 4.17, 4.17); Calibrated: 2018/1/23
- Sensor-Surface: 2mm (Mechanical Surface Detection)
- Electronics: DAE4 Sn547; Calibrated: 2018/3/16
- Phantom: ELI
- DASY52 52.10.1(1476); SEMCAD X 14.6.11(7439)

Area Scan (71x101x1): Interpolated grid: $dx=10 \text{ mm}$, $dy=10 \text{ mm}$

Maximum value of SAR (interpolated) = 1.37 W/kg


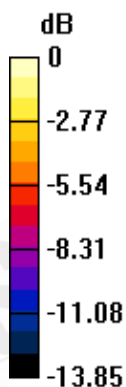
Zoom Scan (7x7x12)/Cube 0: Measurement grid: $dx=4\text{mm}$, $dy=4\text{mm}$, $dz=2\text{mm}$

Reference Value = 3.429 V/m ; Power Drift = 0.07 dB

Peak SAR (extrapolated) = 3.28 W/kg

SAR(1 g) = 0.661 W/kg ; SAR(10 g) = 0.277 W/kg

Maximum value of SAR (measured) = 1.24 W/kg



$0 \text{ dB} = 1.24 \text{ W/kg} = 0.95 \text{ dBW/kg}$

Unless otherwise stated the results shown in this test report refer only to the sample(s) tested and such sample(s) are retained for 90 days only.

除非另有說明，此報告結果僅對測試之樣品負責，同時此樣品僅保留90天。本報告未經本公司書面許可，不可部份複製。

This document is issued by the Company subject to its General Conditions of Service printed overleaf, available on request or accessible at www.sgs.com/terms_and_conditions.htm and for electronic format documents, subject to Terms and Conditions for Electronic Documents at www.sgs.com/terms_e-document.htm. Attention is drawn to the limitation of liability, indemnification and jurisdiction issues defined therein. Any holder of this document is advised that information contained hereon reflects the Company's findings at the time of its intervention only and within the limits of Client's instructions, if any. The Company's sole responsibility is to its Client and this document does not exonerate parties to a transaction from exercising all their rights and obligations under the transaction documents. This document cannot be reproduced except in full, without prior written approval of the Company. Any unauthorized alteration, forgery or falsification of the content or appearance of this document is unlawful and offenders may be prosecuted to the fullest extent of the law.

Date: 2018/7/28

WLAN 802.11b_Body_Top side_CH 1_Aux_0mm

Communication System: WLAN 2.45G; Frequency: 2412 MHz; Duty Cycle: 1:1

 Medium parameters used: $f = 2412$ MHz; $\sigma = 1.882$ S/m; $\epsilon_r = 53$; $\rho = 1000$ kg/m³

Phantom section: Flat Section

Ambient temperature: 22.1°C; Liquid temperature: 21.8°C

DASY5 Configuration:

- Probe: EX3DV4 - SN3831; ConvF(7.26, 7.26, 7.26); Calibrated: 2018/1/23
- Sensor-Surface: 2mm (Mechanical Surface Detection)
- Electronics: DAE4 Sn547; Calibrated: 2018/3/16
- Phantom: ELI
- DASY52 52.10.1(1476); SEMCAD X 14.6.11(7439)

Area Scan (61x91x1): Interpolated grid: dx=12 mm, dy=12 mm

Maximum value of SAR (interpolated) = 0.939 W/kg

Zoom Scan (7x7x7)/Cube 0: Measurement grid: dx=5mm, dy=5mm, dz=5mm

Reference Value = 3.539 V/m; Power Drift = 0.06 dB

Peak SAR (extrapolated) = 1.25 W/kg

SAR(1 g) = 0.540 W/kg; SAR(10 g) = 0.248 W/kg

Maximum value of SAR (measured) = 0.790 W/kg

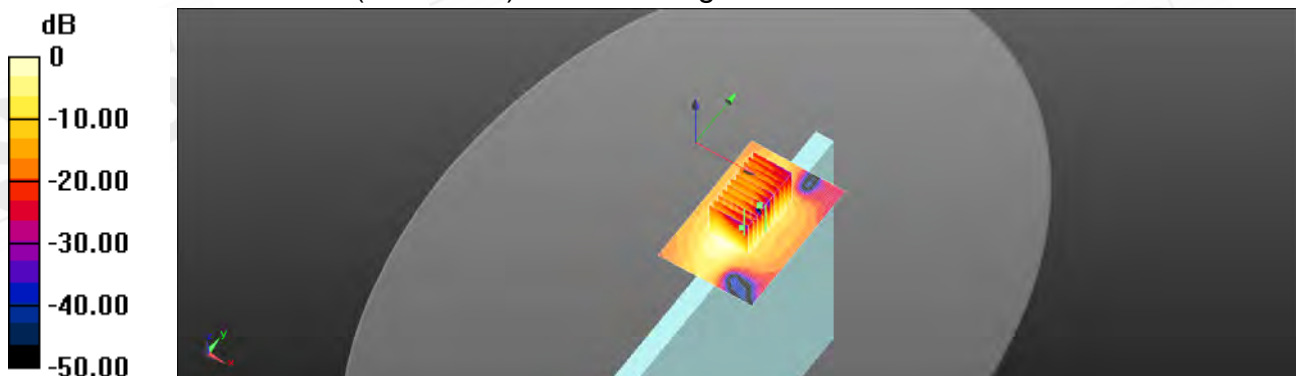
Zoom Scan (7x7x7)/Cube 1: Measurement grid: dx=5mm, dy=5mm, dz=5mm

Reference Value = 3.539 V/m; Power Drift = 0.06 dB

Peak SAR (extrapolated) = 1.36 W/kg

SAR(1 g) = 0.518 W/kg; SAR(10 g) = 0.245 W/kg

Maximum value of SAR (measured) = 0.861 W/kg



0 dB = 0.861 W/kg = -0.65 dBW/kg

Unless otherwise stated the results shown in this test report refer only to the sample(s) tested and such sample(s) are retained for 90 days only.

除非另有說明，此報告結果僅對測試之樣品負責，同時此樣品僅保留90天。本報告未經本公司書面許可，不可部份複製。

 This document is issued by the Company subject to its General Conditions of Service printed overleaf, available on request or accessible at www.sgs.com/terms_and_conditions.htm and for electronic format documents, subject to Terms and Conditions for Electronic Documents at www.sgs.com/terms_e-document.htm. Attention is drawn to the limitation of liability, indemnification and jurisdiction issues defined therein. Any holder of this document is advised that information contained hereon reflects the Company's findings at the time of its intervention only and within the limits of Client's instructions, if any. The Company's sole responsibility is to its Client and this document does not exonerate parties to a transaction from exercising all their rights and obligations under the transaction documents. This document cannot be reproduced except in full, without prior written approval of the Company. Any unauthorized alteration, forgery or falsification of the content or appearance of this document is unlawful and offenders may be prosecuted to the fullest extent of the law.

Date: 2018/7/28

Bluetooth(GFSK)_Body_Top side_CH 39_0mm

Communication System: Bluetooth; Frequency: 2441 MHz; Duty Cycle: 1:1

Medium parameters used: $f = 2441 \text{ MHz}$; $\sigma = 1.92 \text{ S/m}$; $\epsilon_r = 52.875$; $\rho = 1000 \text{ kg/m}^3$

Phantom section: Flat Section

Ambient temperature: 22.1°C ; Liquid temperature: 21.8°C

DASY5 Configuration:

- Probe: EX3DV4 - SN3831; ConvF(7.26, 7.26, 7.26); Calibrated: 2018/1/23
- Sensor-Surface: 2mm (Mechanical Surface Detection)
- Electronics: DAE4 Sn547; Calibrated: 2018/3/16
- Phantom: ELI
- DASY52 52.10.1(1476); SEMCAD X 14.6.11(7439)

Area Scan (61x91x1): Interpolated grid: $dx=12 \text{ mm}$, $dy=12 \text{ mm}$

Maximum value of SAR (interpolated) = 0.188 W/kg

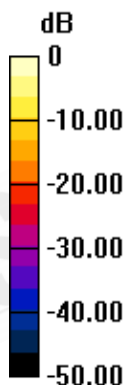
Zoom Scan (7x7x7)/Cube 0: Measurement grid: $dx=5\text{mm}$, $dy=5\text{mm}$, $dz=5\text{mm}$

Reference Value = 0.8740 V/m ; Power Drift = 0.04 dB

Peak SAR (extrapolated) = 0.244 W/kg

SAR(1 g) = 0.106 W/kg ; SAR(10 g) = 0.046 W/kg

Maximum value of SAR (measured) = 0.158 W/kg



0 dB = $0.158 \text{ W/kg} = -8.03 \text{ dBW/kg}$

Unless otherwise stated the results shown in this test report refer only to the sample(s) tested and such sample(s) are retained for 90 days only.

除非另有說明，此報告結果僅對測試之樣品負責，同時此樣品僅保留90天。本報告未經本公司書面許可，不可部份複製。

This document is issued by the Company subject to its General Conditions of Service printed overleaf, available on request or accessible at www.sgs.com/terms_and_conditions.htm and for electronic format documents, subject to Terms and Conditions for Electronic Documents at www.sgs.com/terms_e-document.htm. Attention is drawn to the limitation of liability, indemnification and jurisdiction issues defined therein. Any holder of this document is advised that information contained hereon reflects the Company's findings at the time of its intervention only and within the limits of Client's instructions, if any. The Company's sole responsibility is to its Client and this document does not exonerate parties to a transaction from exercising all their rights and obligations under the transaction documents. This document cannot be reproduced except in full, without prior written approval of the Company. Any unauthorized alteration, forgery or falsification of the content or appearance of this document is unlawful and offenders may be prosecuted to the fullest extent of the law.

Date: 2018/7/30

WLAN 802.11n(40M) 5.2G_Body_Top side_CH 38_Aux_0mm

Communication System: WLAN 5G; Frequency: 5190 MHz; Duty Cycle: 1:1

Medium parameters used: $f = 5190 \text{ MHz}$; $\sigma = 5.253 \text{ S/m}$; $\epsilon_r = 49.677$; $\rho = 1000 \text{ kg/m}^3$

Phantom section: Flat Section

Ambient temperature: 22.3°C ; Liquid temperature: 21.8°C

DASY5 Configuration:

- Probe: EX3DV4 - SN3831; ConvF(4.56, 4.56, 4.56); Calibrated: 2018/1/23
- Sensor-Surface: 2mm (Mechanical Surface Detection)
- Electronics: DAE4 Sn547; Calibrated: 2018/3/16
- Phantom: ELI
- DASY52 52.10.1(1476); SEMCAD X 14.6.11(7439)

Area Scan (71x101x1): Interpolated grid: $dx=10 \text{ mm}$, $dy=10 \text{ mm}$

Maximum value of SAR (interpolated) = 1.43 W/kg


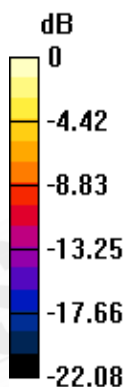
Zoom Scan (7x7x12)/Cube 0: Measurement grid: $dx=4\text{mm}$, $dy=4\text{mm}$, $dz=2\text{mm}$

Reference Value = 1.473 V/m ; Power Drift = 0.07 dB

Peak SAR (extrapolated) = 3.21 W/kg

SAR(1 g) = 0.761 W/kg ; SAR(10 g) = 0.264 W/kg

Maximum value of SAR (measured) = 1.45 W/kg



0 dB = $1.45 \text{ W/kg} = 1.61 \text{ dBW/kg}$

Unless otherwise stated the results shown in this test report refer only to the sample(s) tested and such sample(s) are retained for 90 days only.

除非另有說明，此報告結果僅對測試之樣品負責，同時此樣品僅保留90天。本報告未經本公司書面許可，不可部份複製。

This document is issued by the Company subject to its General Conditions of Service printed overleaf, available on request or accessible at www.sgs.com/terms_and_conditions.htm and for electronic format documents, subject to Terms and Conditions for Electronic Documents at www.sgs.com/terms_e-document.htm. Attention is drawn to the limitation of liability, indemnification and jurisdiction issues defined therein. Any holder of this document is advised that information contained hereon reflects the Company's findings at the time of its intervention only and within the limits of Client's instructions, if any. The Company's sole responsibility is to its Client and this document does not exonerate parties to a transaction from exercising all their rights and obligations under the transaction documents. This document cannot be reproduced except in full, without prior written approval of the Company. Any unauthorized alteration, forgery or falsification of the content or appearance of this document is unlawful and offenders may be prosecuted to the fullest extent of the law.

Date: 2018/7/30

WLAN 802.11n(40M) 5.3G_Body_Top side_CH 54_Aux_0mm

Communication System: WLAN 5G; Frequency: 5270 MHz; Duty Cycle: 1:1

Medium parameters used: $f = 5270 \text{ MHz}$; $\sigma = 5.382 \text{ S/m}$; $\epsilon_r = 49.34$; $\rho = 1000 \text{ kg/m}^3$

Phantom section: Flat Section

Ambient temperature: 22.2°C; Liquid temperature: 21.8°C

DASY5 Configuration:

- Probe: EX3DV4 - SN3831; ConvF(4.39, 4.39, 4.39); Calibrated: 2018/1/23
- Sensor-Surface: 2mm (Mechanical Surface Detection)
- Electronics: DAE4 Sn547; Calibrated: 2018/3/16
- Phantom: ELI
- DASY52 52.10.1(1476); SEMCAD X 14.6.11(7439)

Area Scan (71x101x1): Interpolated grid: $dx=10 \text{ mm}$, $dy=10 \text{ mm}$

Maximum value of SAR (interpolated) = 1.22 W/kg

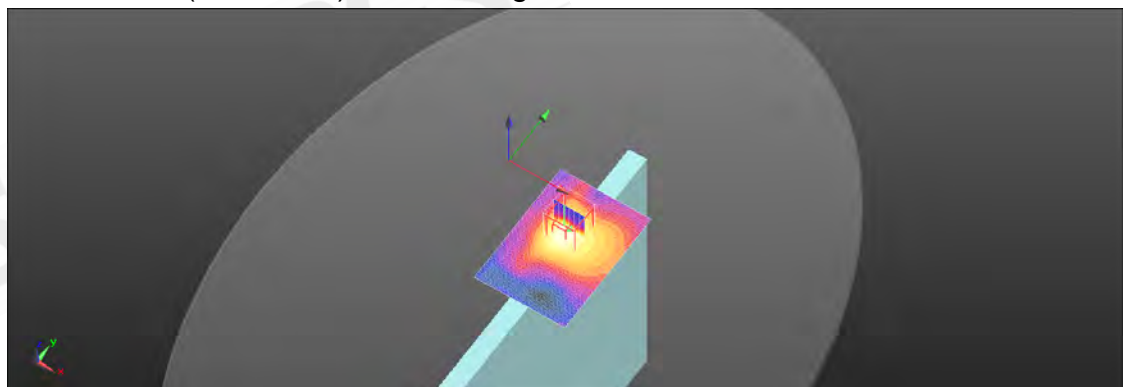
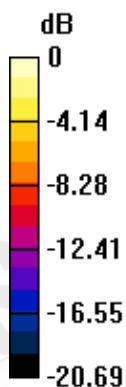
Zoom Scan (7x7x12)/Cube 0: Measurement grid: $dx=4\text{mm}$, $dy=4\text{mm}$, $dz=2\text{mm}$

Reference Value = 1.503 V/m; Power Drift = 0.03 dB

Peak SAR (extrapolated) = 2.85 W/kg

SAR(1 g) = 0.654 W/kg; SAR(10 g) = 0.241 W/kg

Maximum value of SAR (measured) = 1.18 W/kg



0 dB = 1.18 W/kg = 0.72 dBW/kg

Unless otherwise stated the results shown in this test report refer only to the sample(s) tested and such sample(s) are retained for 90 days only.

除非另有說明，此報告結果僅對測試之樣品負責，同時此樣品僅保留90天。本報告未經本公司書面許可，不可部份複製。

This document is issued by the Company subject to its General Conditions of Service printed overleaf, available on request or accessible at www.sgs.com/terms_and_conditions.htm and for electronic format documents, subject to Terms and Conditions for Electronic Documents at www.sgs.com/terms_e-document.htm. Attention is drawn to the limitation of liability, indemnification and jurisdiction issues defined therein. Any holder of this document is advised that information contained hereon reflects the Company's findings at the time of its intervention only and within the limits of Client's instructions, if any. The Company's sole responsibility is to its Client and this document does not exonerate parties to a transaction from exercising all their rights and obligations under the transaction documents. This document cannot be reproduced except in full, without prior written approval of the Company. Any unauthorized alteration, forgery or falsification of the content or appearance of this document is unlawful and offenders may be prosecuted to the fullest extent of the law.

Date: 2018/7/31

WLAN 802.11ac(80M) 5.6G_Body_Top side_CH 138_Aux_0mm

Communication System: WLAN 5G; Frequency: 5690 MHz; Duty Cycle: 1:1

Medium parameters used: $f = 5690 \text{ MHz}$; $\sigma = 5.838 \text{ S/m}$; $\epsilon_r = 48.303$; $\rho = 1000 \text{ kg/m}^3$

Phantom section: Flat Section

Ambient temperature: 22.1°C ; Liquid temperature: 21.8°C

DASY5 Configuration:

- Probe: EX3DV4 - SN3831; ConvF(3.92, 3.92, 3.92); Calibrated: 2018/1/23
- Sensor-Surface: 2mm (Mechanical Surface Detection)
- Electronics: DAE4 Sn547; Calibrated: 2018/3/16
- Phantom: ELI
- DASY52 52.10.1(1476); SEMCAD X 14.6.11(7439)

Area Scan (71x101x1): Interpolated grid: $dx=10 \text{ mm}$, $dy=10 \text{ mm}$

Maximum value of SAR (interpolated) = 1.45 W/kg

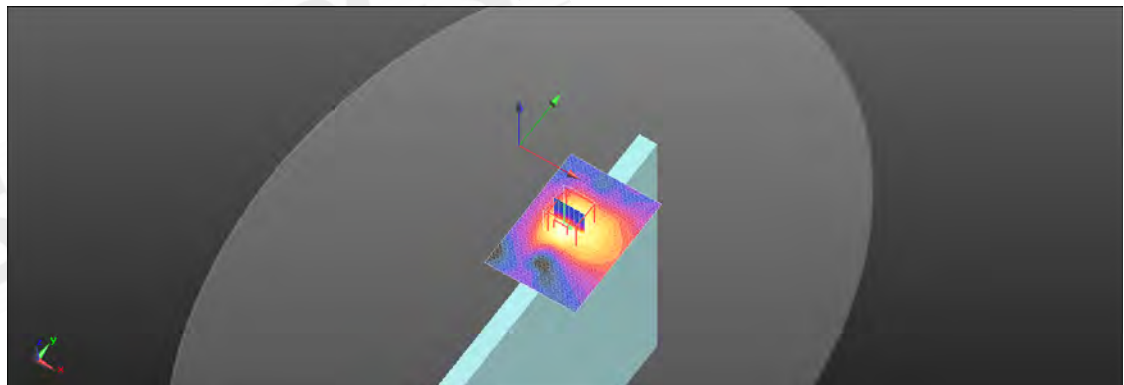
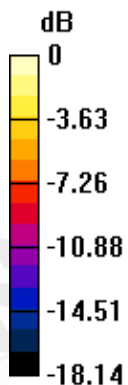
Zoom Scan (7x7x12)/Cube 0: Measurement grid: $dx=4\text{mm}$, $dy=4\text{mm}$, $dz=2\text{mm}$

Reference Value = 2.445 V/m; Power Drift = 0.04 dB

Peak SAR (extrapolated) = 3.44 W/kg

SAR(1 g) = 0.766 W/kg; SAR(10 g) = 0.287 W/kg

Maximum value of SAR (measured) = 1.43 W/kg



0 dB = 1.43 W/kg = 1.54 dBW/kg

Unless otherwise stated the results shown in this test report refer only to the sample(s) tested and such sample(s) are retained for 90 days only.

除非另有說明，此報告結果僅對測試之樣品負責，同時此樣品僅保留90天。本報告未經本公司書面許可，不可部份複製。

This document is issued by the Company subject to its General Conditions of Service printed overleaf, available on request or accessible at www.sgs.com/terms_and_conditions.htm and for electronic format documents, subject to Terms and Conditions for Electronic Documents at www.sgs.com/terms_e-document.htm. Attention is drawn to the limitation of liability, indemnification and jurisdiction issues defined therein. Any holder of this document is advised that information contained hereon reflects the Company's findings at the time of its intervention only and within the limits of Client's instructions, if any. The Company's sole responsibility is to its Client and this document does not exonerate parties to a transaction from exercising all their rights and obligations under the transaction documents. This document cannot be reproduced except in full, without prior written approval of the Company. Any unauthorized alteration, forgery or falsification of the content or appearance of this document is unlawful and offenders may be prosecuted to the fullest extent of the law.

Date: 2018/7/31

WLAN 802.11ac(80M) 5.8G_Body_Top side_CH 155_Aux_0mm

Communication System: WLAN 5G; Frequency: 5775 MHz; Duty Cycle: 1:1

Medium parameters used: $f = 5775 \text{ MHz}$; $\sigma = 6.004 \text{ S/m}$; $\epsilon_r = 47.951$; $\rho = 1000 \text{ kg/m}^3$

Phantom section: Flat Section

Ambient temperature: 22.1°C ; Liquid temperature: 21.7°C

DASY5 Configuration:

- Probe: EX3DV4 - SN3831; ConvF(4.17, 4.17, 4.17); Calibrated: 2018/1/23
- Sensor-Surface: 2mm (Mechanical Surface Detection)
- Electronics: DAE4 Sn547; Calibrated: 2018/3/16
- Phantom: ELI
- DASY52 52.10.1(1476); SEMCAD X 14.6.11(7439)

Area Scan (71x101x1): Interpolated grid: $dx=10 \text{ mm}$, $dy=10 \text{ mm}$

Maximum value of SAR (interpolated) = 1.23 W/kg

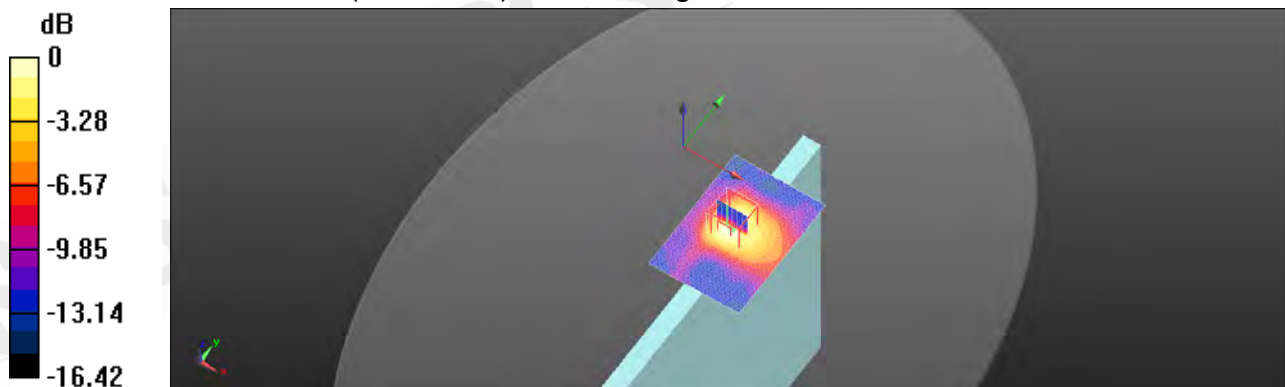
Zoom Scan (7x7x12)/Cube 0: Measurement grid: $dx=4\text{mm}$, $dy=4\text{mm}$, $dz=2\text{mm}$

Reference Value = 1.936 V/m; Power Drift = 0.06 dB

Peak SAR (extrapolated) = 2.97 W/kg

SAR(1 g) = 0.647 W/kg; SAR(10 g) = 0.254 W/kg

Maximum value of SAR (measured) = 1.20 W/kg



0 dB = 1.20 W/kg = 0.78 dBW/kg

Unless otherwise stated the results shown in this test report refer only to the sample(s) tested and such sample(s) are retained for 90 days only.

除非另有說明，此報告結果僅對測試之樣品負責，同時此樣品僅保留90天。本報告未經本公司書面許可，不可部份複製。

This document is issued by the Company subject to its General Conditions of Service printed overleaf, available on request or accessible at www.sgs.com/terms_and_conditions.htm and for electronic format documents, subject to Terms and Conditions for Electronic Documents at www.sgs.com/terms_e-document.htm. Attention is drawn to the limitation of liability, indemnification and jurisdiction issues defined therein. Any holder of this document is advised that information contained hereon reflects the Company's findings at the time of its intervention only and within the limits of Client's instructions, if any. The Company's sole responsibility is to its Client and this document does not exonerate parties to a transaction from exercising all their rights and obligations under the transaction documents. This document cannot be reproduced except in full, without prior written approval of the Company. Any unauthorized alteration, forgery or falsification of the content or appearance of this document is unlawful and offenders may be prosecuted to the fullest extent of the law.

6. SAR System Performance Verification

Date: 2018/7/26

Dipole 750 MHz_SN:1015

Communication System: CW; Frequency: 750 MHz; Duty Cycle: 1:1

Medium parameters used: $f = 750 \text{ MHz}$; $\sigma = 0.976 \text{ S/m}$; $\epsilon_r = 56.943$; $\rho = 1000 \text{ kg/m}^3$

Phantom section: Flat Section

Ambient temperature: 21.4°C; Liquid temperature: 21.8°C

DASY5 Configuration:

- Probe: EX3DV4 - SN3770; ConvF(9.97, 9.97, 9.97); Calibrated: 2018/4/25;
- Sensor-Surface: 2mm (Mechanical Surface Detection)
- Electronics: DAE4 Sn856; Calibrated: 2018/4/21
- Phantom: ELI
- DASY52 52.8.8(1258); SEMCAD X 14.6.10(7373)

Pin=250mW/Area Scan (41x141x1): Interpolated grid: dx=15 mm, dy=15 mm

Maximum value of SAR (interpolated) = 2.57 W/kg

Pin=250mW/Zoom Scan (7x7x7)/Cube 0: Measurement grid: dx=5mm, dy=5mm, dz=5mm

Reference Value = 52.21 V/m; Power Drift = -0.01 dB

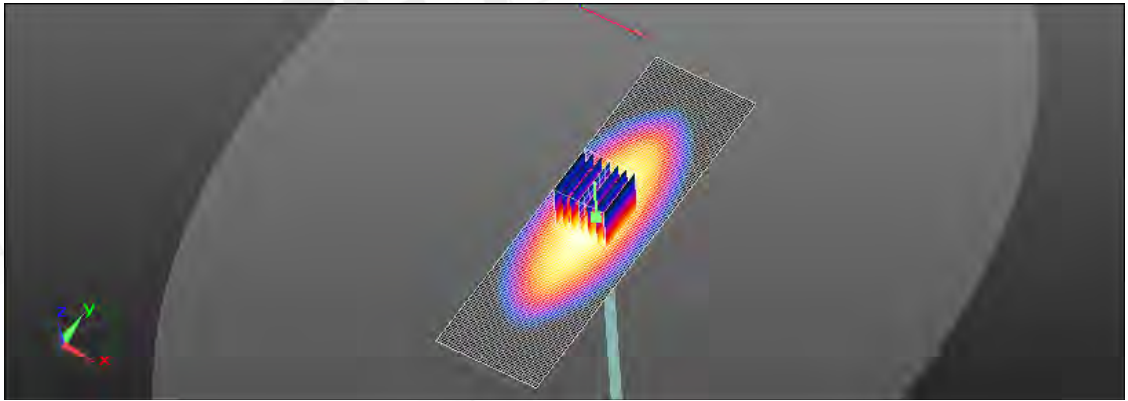
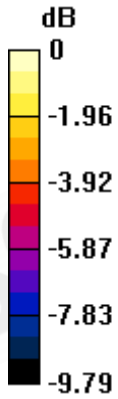
Peak SAR (extrapolated) = 3.03 W/kg

SAR(1 g) = 2.11 W/kg; SAR(10 g) = 1.39 W/kg

Maximum value of SAR (measured) = 2.58 W/kg

Unless otherwise stated the results shown in this test report refer only to the sample(s) tested and such sample(s) are retained for 90 days only.
除非另有說明，此報告結果僅對測試之樣品負責，同時此樣品僅保留90天。本報告未經本公司書面許可，不可部份複製。

This document is issued by the Company subject to its General Conditions of Service printed overleaf, available on request or accessible at www.sgs.com/terms_and_conditions.htm and for electronic format documents, subject to Terms and Conditions for Electronic Documents at www.sgs.com/terms_e-document.htm. Attention is drawn to the limitation of liability, indemnification and jurisdiction issues defined therein. Any holder of this document is advised that information contained hereon reflects the Company's findings at the time of its intervention only and within the limits of Client's instructions, if any. The Company's sole responsibility is to its Client and this document does not exonerate parties to a transaction from exercising all their rights and obligations under the transaction documents. This document cannot be reproduced except in full, without prior written approval of the Company. Any unauthorized alteration, forgery or falsification of the content or appearance of this document is unlawful and offenders may be prosecuted to the fullest extent of the law.



0 dB = 2.58 W/kg = 4.12 dBW/kg

Unless otherwise stated the results shown in this test report refer only to the sample(s) tested and such sample(s) are retained for 90 days only.

除非另有說明，此報告結果僅對測試之樣品負責，同時此樣品僅保留90天。本報告未經本公司書面許可，不可部份複製。

This document is issued by the Company subject to its General Conditions of Service printed overleaf, available on request or accessible at www.sgs.com/terms_and_conditions.htm and for electronic format documents, subject to Terms and Conditions for Electronic Documents at www.sgs.com/terms_e-document.htm. Attention is drawn to the limitation of liability, indemnification and jurisdiction issues defined therein. Any holder of this document is advised that information contained hereon reflects the Company's findings at the time of its intervention only and within the limits of Client's instructions, if any. The Company's sole responsibility is to its Client and this document does not exonerate parties to a transaction from exercising all their rights and obligations under the transaction documents. This document cannot be reproduced except in full, without prior written approval of the Company. Any unauthorized alteration, forgery or falsification of the content or appearance of this document is unlawful and offenders may be prosecuted to the fullest extent of the law.

Date: 2018/7/27

Dipole 835 MHz_SN:4d063

Communication System: CW; Frequency: 835 MHz; Duty Cycle: 1:1

Medium parameters used: $f = 835 \text{ MHz}$; $\sigma = 0.992 \text{ S/m}$; $\epsilon_r = 57.424$; $\rho = 1000 \text{ kg/m}^3$

Phantom section: Flat Section

Ambient temperature: 21.6°C ; Liquid temperature: 22.0°C

DASY5 Configuration:

- Probe: EX3DV4 - SN3770; ConvF(9.72, 9.72, 9.72); Calibrated: 2018/4/25;
- Sensor-Surface: 2mm (Mechanical Surface Detection)
- Electronics: DAE4 Sn856; Calibrated: 2018/4/21
- Phantom: ELI
- DASY52 52.8.8(1258); SEMCAD X 14.6.10(7373)

Pin=250mW/Area Scan (41x121x1): Interpolated grid: $dx=15 \text{ mm}$, $dy=15 \text{ mm}$

Maximum value of SAR (interpolated) = 2.77 W/kg

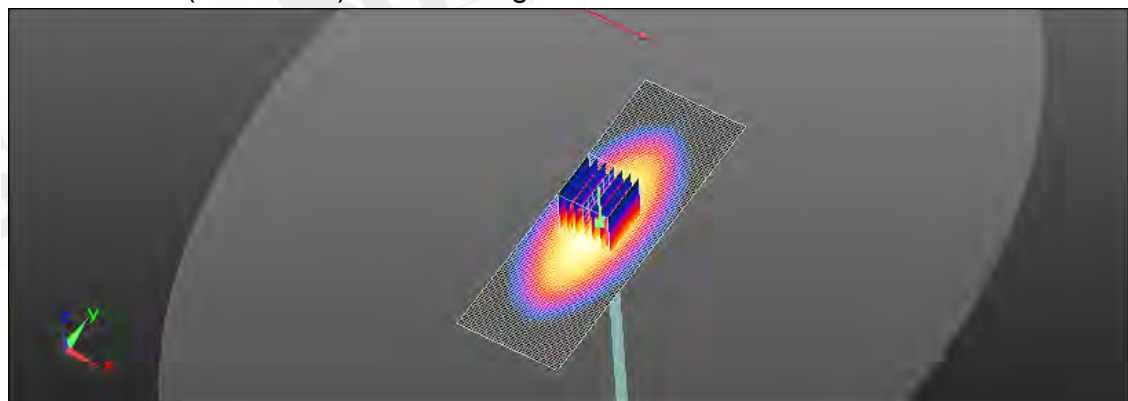
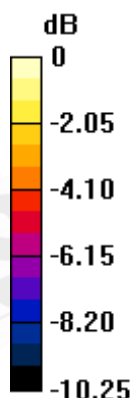
Pin=250mW/Zoom Scan (7x7x7)/Cube 0: Measurement grid: $dx=5\text{mm}$, $dy=5\text{mm}$, $dz=5\text{mm}$

Reference Value = 54.22 V/m ; Power Drift = 0.01 dB

Peak SAR (extrapolated) = 3.29 W/kg

SAR(1 g) = 2.31 W/kg ; SAR(10 g) = 1.56 W/kg

Maximum value of SAR (measured) = 2.79 W/kg



0 dB = $2.79 \text{ W/kg} = 4.46 \text{ dBW/kg}$

Unless otherwise stated the results shown in this test report refer only to the sample(s) tested and such sample(s) are retained for 90 days only.

除非另有說明，此報告結果僅對測試之樣品負責，同時此樣品僅保留90天。本報告未經本公司書面許可，不可部份複製。

This document is issued by the Company subject to its General Conditions of Service printed overleaf, available on request or accessible at www.sgs.com/terms_and_conditions.htm and for electronic format documents, subject to Terms and Conditions for Electronic Documents at www.sgs.com/terms_e-document.htm. Attention is drawn to the limitation of liability, indemnification and jurisdiction issues defined therein. Any holder of this document is advised that information contained hereon reflects the Company's findings at the time of its intervention only and within the limits of Client's instructions, if any. The Company's sole responsibility is to its Client and this document does not exonerate parties to a transaction from exercising all their rights and obligations under the transaction documents. This document cannot be reproduced except in full, without prior written approval of the Company. Any unauthorized alteration, forgery or falsification of the content or appearance of this document is unlawful and offenders may be prosecuted to the fullest extent of the law.

Date: 2018/7/30

Dipole 1750 MHz_SN:1008

Communication System: CW; Frequency: 1750 MHz; Duty Cycle: 1:1

Medium parameters used: $f = 1750$ MHz; $\sigma = 1.469$ S/m; $\epsilon_r = 51.418$; $\rho = 1000$ kg/m³

Phantom section: Flat Section

Ambient temperature: 22.1°C; Liquid temperature: 21.7°C

DASY5 Configuration:

- Probe: EX3DV4 - SN3770; ConvF(8.26, 8.26, 8.26); Calibrated: 2018/4/25;
- Sensor-Surface: 2mm (Mechanical Surface Detection)
- Electronics: DAE4 Sn856; Calibrated: 2018/4/21
- Phantom: ELI
- DASY52 52.8.8(1258); SEMCAD X 14.6.10(7373)

Pin=250mW/Area Scan (61x61x1): Interpolated grid: dx=15 mm, dy=15 mm

Maximum value of SAR (interpolated) = 12.9 W/kg


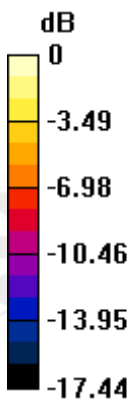
Pin=250mW/Zoom Scan (7x7x7)/Cube 0: Measurement grid: dx=5mm, dy=5mm, dz=5mm

Reference Value = 93.80 V/m; Power Drift = 0.08 dB

Peak SAR (extrapolated) = 16.7 W/kg

SAR(1 g) = 8.97 W/kg; SAR(10 g) = 4.66 W/kg

Maximum value of SAR (measured) = 13.0 W/kg



0 dB = 13.0 W/kg = 11.14 dBW/kg

Unless otherwise stated the results shown in this test report refer only to the sample(s) tested and such sample(s) are retained for 90 days only.

除非另有說明，此報告結果僅對測試之樣品負責，同時此樣品僅保留90天。本報告未經本公司書面許可，不可部份複製。

This document is issued by the Company subject to its General Conditions of Service printed overleaf, available on request or accessible at www.sgs.com/terms_and_conditions.htm and for electronic format documents, subject to Terms and Conditions for Electronic Documents at www.sgs.com/terms_e-document.htm. Attention is drawn to the limitation of liability, indemnification and jurisdiction issues defined therein. Any holder of this document is advised that information contained hereon reflects the Company's findings at the time of its intervention only and within the limits of Client's instructions, if any. The Company's sole responsibility is to its Client and this document does not exonerate parties to a transaction from exercising all their rights and obligations under the transaction documents. This document cannot be reproduced except in full, without prior written approval of the Company. Any unauthorized alteration, forgery or falsification of the content or appearance of this document is unlawful and offenders may be prosecuted to the fullest extent of the law.

Date: 2018/7/31

Dipole 1900 MHz_SN:5d173

Communication System: CW; Frequency: 1900 MHz; Duty Cycle: 1:1

Medium parameters used: $f = 1900 \text{ MHz}$; $\sigma = 1.627 \text{ S/m}$; $\epsilon_r = 50.896$; $\rho = 1000 \text{ kg/m}^3$

Phantom section: Flat Section

Ambient temperature: 21.5°C ; Liquid temperature: 21.9°C

DASY5 Configuration:

- Probe: EX3DV4 - SN3770; ConvF(8, 8, 8); Calibrated: 2018/4/25;
- Sensor-Surface: 2mm (Mechanical Surface Detection)
- Electronics: DAE4 Sn856; Calibrated: 2018/4/21
- Phantom: ELI
- DASY52 52.8.8(1258); SEMCAD X 14.6.10(7373)

Pin=250mW/Area Scan (61x61x1): Interpolated grid: $dx=15 \text{ mm}$, $dy=15 \text{ mm}$

Maximum value of SAR (interpolated) = 14.9 W/kg


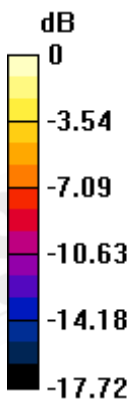
Pin=250mW/Zoom Scan (7x7x7)/Cube 0: Measurement grid: $dx=5\text{mm}$, $dy=5\text{mm}$, $dz=5\text{mm}$

Reference Value = 96.56 V/m ; Power Drift = -0.00 dB

Peak SAR (extrapolated) = 19.2 W/kg

SAR(1 g) = 10.3 W/kg ; SAR(10 g) = 5.33 W/kg

Maximum value of SAR (measured) = 15.0 W/kg



0 dB = $15.0 \text{ W/kg} = 11.76 \text{ dBW/kg}$

Unless otherwise stated the results shown in this test report refer only to the sample(s) tested and such sample(s) are retained for 90 days only.

除非另有說明，此報告結果僅對測試之樣品負責，同時此樣品僅保留90天。本報告未經本公司書面許可，不可部份複製。

This document is issued by the Company subject to its General Conditions of Service printed overleaf, available on request or accessible at www.sgs.com/terms_and_conditions.htm and for electronic format documents, subject to Terms and Conditions for Electronic Documents at www.sgs.com/terms_e-document.htm. Attention is drawn to the limitation of liability, indemnification and jurisdiction issues defined therein. Any holder of this document is advised that information contained hereon reflects the Company's findings at the time of its intervention only and within the limits of Client's instructions, if any. The Company's sole responsibility is to its Client and this document does not exonerate parties to a transaction from exercising all their rights and obligations under the transaction documents. This document cannot be reproduced except in full, without prior written approval of the Company. Any unauthorized alteration, forgery or falsification of the content or appearance of this document is unlawful and offenders may be prosecuted to the fullest extent of the law.

Date: 2018/8/1

Dipole 2300 MHz_SN:1023

Communication System: CW; Frequency: 2300 MHz; Duty Cycle: 1:1

Medium parameters used: $f = 2300 \text{ MHz}$; $\sigma = 1.845 \text{ S/m}$; $\epsilon_r = 53.611$; $\rho = 1000 \text{ kg/m}^3$

Phantom section: Flat Section

Ambient temperature: 21.8°C ; Liquid temperature: 22.2°C

DASY5 Configuration:

- Probe: EX3DV4 - SN3770; ConvF(7.68, 7.68, 7.68); Calibrated: 2018/4/25;
- Sensor-Surface: 2mm (Mechanical Surface Detection)
- Electronics: DAE4 Sn856; Calibrated: 2018/4/21
- Phantom: ELI
- DASY52 52.8.8(1258); SEMCAD X 14.6.10(7373)

Pin=250mW/Area Scan (51x51x1): Interpolated grid: $dx=12 \text{ mm}$, $dy=12 \text{ mm}$

Maximum value of SAR (interpolated) = 18.8 W/kg


Pin=250mW/Zoom Scan (7x7x7)/Cube 0: Measurement grid: $dx=5\text{mm}$, $dy=5\text{mm}$, $dz=5\text{mm}$

Reference Value = 95.45 V/m ; Power Drift = 0.05 dB

Peak SAR (extrapolated) = 23.7 W/kg

SAR(1 g) = 11.8 W/kg ; SAR(10 g) = 5.59 W/kg

Maximum value of SAR (measured) = 17.9 W/kg



0 dB = $17.9 \text{ W/kg} = 12.53 \text{ dBW/kg}$

Unless otherwise stated the results shown in this test report refer only to the sample(s) tested and such sample(s) are retained for 90 days only.

除非另有說明，此報告結果僅對測試之樣品負責，同時此樣品僅保留90天。本報告未經本公司書面許可，不可部份複製。

This document is issued by the Company subject to its General Conditions of Service printed overleaf, available on request or accessible at www.sgs.com/terms_and_conditions.htm and for electronic format documents, subject to Terms and Conditions for Electronic Documents at www.sgs.com/terms_e-document.htm. Attention is drawn to the limitation of liability, indemnification and jurisdiction issues defined therein. Any holder of this document is advised that information contained hereon reflects the Company's findings at the time of its intervention only and within the limits of Client's instructions, if any. The Company's sole responsibility is to its Client and this document does not exonerate parties to a transaction from exercising all their rights and obligations under the transaction documents. This document cannot be reproduced except in full, without prior written approval of the Company. Any unauthorized alteration, forgery or falsification of the content or appearance of this document is unlawful and offenders may be prosecuted to the fullest extent of the law.

Date: 2018/7/28

Dipole 2450 MHz_SN:727

Communication System: CW; Frequency: 2450 MHz; Duty Cycle: 1:1

Medium parameters used: $f = 2450$ MHz; $\sigma = 1.932$ S/m; $\epsilon_r = 52.827$; $\rho = 1000$ kg/m³

Phantom section: Flat Section

Ambient temperature: 22.1°C; Liquid temperature: 21.8°C

DASY5 Configuration:

- Probe: EX3DV4 - SN3831; ConvF(7.26, 7.26, 7.26); Calibrated: 2018/1/23
- Sensor-Surface: 2mm (Mechanical Surface Detection)
- Electronics: DAE4 Sn547; Calibrated: 2018/3/16
- Phantom: ELI
- DASY52 52.10.1(1476); SEMCAD X 14.6.11(7439)

Pin=250mW/Area Scan (61x131x1): Interpolated grid: dx=12 mm, dy=12 mm

Maximum value of SAR (interpolated) = 22.3 W/kg


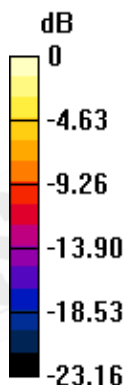
Pin=250mW/Zoom Scan (7x7x7)/Cube 0: Measurement grid: dx=5mm, dy=5mm, dz=5mm

Reference Value = 102.0 V/m; Power Drift = 0.02 dB

Peak SAR (extrapolated) = 29.2 W/kg

SAR(1 g) = 13.1 W/kg; SAR(10 g) = 6.13 W/kg

Maximum value of SAR (measured) = 21.1 W/kg



0 dB = 21.1 W/kg = 13.23 dBW/kg

Unless otherwise stated the results shown in this test report refer only to the sample(s) tested and such sample(s) are retained for 90 days only.

除非另有說明，此報告結果僅對測試之樣品負責，同時此樣品僅保留90天。本報告未經本公司書面許可，不可部份複製。

This document is issued by the Company subject to its General Conditions of Service printed overleaf, available on request or accessible at www.sgs.com/terms_and_conditions.htm and for electronic format documents, subject to Terms and Conditions for Electronic Documents at www.sgs.com/terms_e-document.htm. Attention is drawn to the limitation of liability, indemnification and jurisdiction issues defined therein. Any holder of this document is advised that information contained hereon reflects the Company's findings at the time of its intervention only and within the limits of Client's instructions, if any. The Company's sole responsibility is to its Client and this document does not exonerate parties to a transaction from exercising all their rights and obligations under the transaction documents. This document cannot be reproduced except in full, without prior written approval of the Company. Any unauthorized alteration, forgery or falsification of the content or appearance of this document is unlawful and offenders may be prosecuted to the fullest extent of the law.

Date: 2018/8/2

Dipole 2600 MHz_SN:1005

Communication System: CW; Frequency: 2600 MHz; Duty Cycle: 1:1

Medium parameters used: $f = 2600$ MHz; $\sigma = 2.251$ S/m; $\epsilon_r = 52.577$; $\rho = 1000$ kg/m³

Phantom section: Flat Section

Ambient temperature: 22.1°C; Liquid temperature: 21.7°C

DASY5 Configuration:

- Probe: EX3DV4 - SN3770; ConvF(7.37, 7.37, 7.37); Calibrated: 2018/4/25;
- Sensor-Surface: 2mm (Mechanical Surface Detection)
- Electronics: DAE4 Sn856; Calibrated: 2018/4/21
- Phantom: ELI
- DASY52 52.8.8(1258); SEMCAD X 14.6.10(7373)

Pin=250mW/Area Scan (61x61x1): Interpolated grid: dx=12 mm, dy=12 mm

Maximum value of SAR (interpolated) = 22.5 W/kg

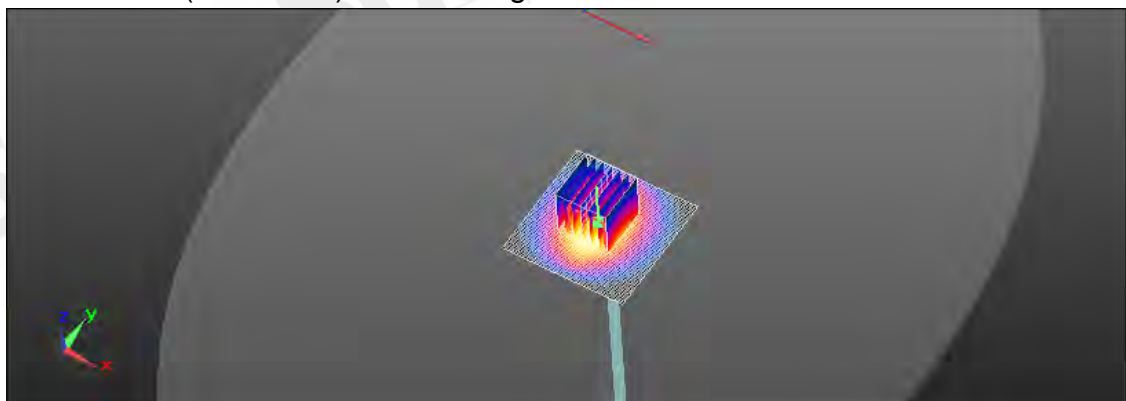
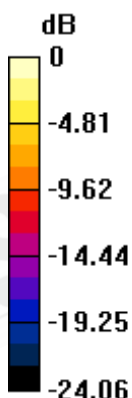
Pin=250mW/Zoom Scan (7x7x7)/Cube 0: Measurement grid: dx=5mm, dy=5mm, dz=5mm

Reference Value = 96.83 V/m; Power Drift = 0.03 dB

Peak SAR (extrapolated) = 31.6 W/kg

SAR(1 g) = 14.1 W/kg; SAR(10 g) = 6.22 W/kg

Maximum value of SAR (measured) = 22.4 W/kg



0 dB = 22.4 W/kg = 13.50 dBW/kg

Unless otherwise stated the results shown in this test report refer only to the sample(s) tested and such sample(s) are retained for 90 days only.

除非另有說明，此報告結果僅對測試之樣品負責，同時此樣品僅保留90天。本報告未經本公司書面許可，不可部份複製。

This document is issued by the Company subject to its General Conditions of Service printed overleaf, available on request or accessible at www.sgs.com/terms_and_conditions.htm and for electronic format documents, subject to Terms and Conditions for Electronic Documents at www.sgs.com/terms_e-document.htm. Attention is drawn to the limitation of liability, indemnification and jurisdiction issues defined therein. Any holder of this document is advised that information contained hereon reflects the Company's findings at the time of its intervention only and within the limits of Client's instructions, if any. The Company's sole responsibility is to its Client and this document does not exonerate parties to a transaction from exercising all their rights and obligations under the transaction documents. This document cannot be reproduced except in full, without prior written approval of the Company. Any unauthorized alteration, forgery or falsification of the content or appearance of this document is unlawful and offenders may be prosecuted to the fullest extent of the law.

Date: 2018/7/30

Dipole 5200 MHz_SN:1023

Communication System: CW; Frequency: 5200 MHz; Duty Cycle: 1:1

Medium parameters used: $f = 5200 \text{ MHz}$; $\sigma = 5.264 \text{ S/m}$; $\epsilon_r = 49.628$; $\rho = 1000 \text{ kg/m}^3$

Phantom section: Flat Section

Ambient temperature: 22.3°C; Liquid temperature: 21.8°C

DASY5 Configuration:

- Probe: EX3DV4 - SN3831; ConvF(4.56, 4.56, 4.56); Calibrated: 2018/1/23
- Sensor-Surface: 2mm (Mechanical Surface Detection)
- Electronics: DAE4 Sn547; Calibrated: 2018/3/16
- Phantom: ELI
- DASY52 52.10.1(1476); SEMCAD X 14.6.11(7439)

Pin=100mW/Area Scan (61x91x1): Interpolated grid: dx=10 mm, dy=10 mm

Maximum value of SAR (interpolated) = 15.6 W/kg


Pin=100mW/Zoom Scan (7x7x12)/Cube 0: Measurement grid: dx=4mm, dy=4mm, dz=2mm

Reference Value = 56.19 V/m; Power Drift = -0.03 dB

Peak SAR (extrapolated) = 29.9 W/kg

SAR(1 g) = 7.24 W/kg; SAR(10 g) = 2.03 W/kg

Maximum value of SAR (measured) = 15.7 W/kg



0 dB = 15.7 W/kg = 11.95 dBW/kg

Unless otherwise stated the results shown in this test report refer only to the sample(s) tested and such sample(s) are retained for 90 days only.

除非另有說明，此報告結果僅對測試之樣品負責，同時此樣品僅保留90天。本報告未經本公司書面許可，不可部份複製。

This document is issued by the Company subject to its General Conditions of Service printed overleaf, available on request or accessible at www.sgs.com/terms_and_conditions.htm and for electronic format documents, subject to Terms and Conditions for Electronic Documents at www.sgs.com/terms_e-document.htm. Attention is drawn to the limitation of liability, indemnification and jurisdiction issues defined therein. Any holder of this document is advised that information contained hereon reflects the Company's findings at the time of its intervention only and within the limits of Client's instructions, if any. The Company's sole responsibility is to its Client and this document does not exonerate parties to a transaction from exercising all their rights and obligations under the transaction documents. This document cannot be reproduced except in full, without prior written approval of the Company. Any unauthorized alteration, forgery or falsification of the content or appearance of this document is unlawful and offenders may be prosecuted to the fullest extent of the law.

Date: 2018/7/30

Dipole 5300 MHz_SN:1023

Communication System: CW; Frequency: 5300 MHz; Duty Cycle: 1:1

Medium parameters used: $f = 5300 \text{ MHz}$; $\sigma = 5.376 \text{ S/m}$; $\epsilon_r = 49.301$; $\rho = 1000 \text{ kg/m}^3$

Phantom section: Flat Section

Ambient temperature: 22.2°C ; Liquid temperature: 21.8°C

DASY5 Configuration:

- Probe: EX3DV4 - SN3831; ConvF(4.39, 4.39, 4.39); Calibrated: 2018/1/23
- Sensor-Surface: 2mm (Mechanical Surface Detection)
- Electronics: DAE4 Sn547; Calibrated: 2018/3/16
- Phantom: ELI
- DASY52 52.10.1(1476); SEMCAD X 14.6.11(7439)

Pin=100mW/Area Scan (61x91x1): Interpolated grid: $dx=10 \text{ mm}$, $dy=10 \text{ mm}$

Maximum value of SAR (interpolated) = 16.2 W/kg


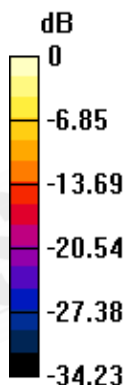
Pin=100mW/Zoom Scan (7x7x12)/Cube 0: Measurement grid: $dx=4\text{mm}$, $dy=4\text{mm}$, $dz=2\text{mm}$

Reference Value = 47.62 V/m ; Power Drift = -0.02 dB

Peak SAR (extrapolated) = 32.4 W/kg

SAR(1 g) = 7.41 W/kg ; SAR(10 g) = 2.08 W/kg

Maximum value of SAR (measured) = 16.6 W/kg



0 dB = $16.6 \text{ W/kg} = 12.21 \text{ dBW/kg}$

Unless otherwise stated the results shown in this test report refer only to the sample(s) tested and such sample(s) are retained for 90 days only.

除非另有說明，此報告結果僅對測試之樣品負責，同時此樣品僅保留90天。本報告未經本公司書面許可，不可部份複製。

This document is issued by the Company subject to its General Conditions of Service printed overleaf, available on request or accessible at www.sgs.com/terms_and_conditions.htm and for electronic format documents, subject to Terms and Conditions for Electronic Documents at www.sgs.com/terms_e-document.htm. Attention is drawn to the limitation of liability, indemnification and jurisdiction issues defined therein. Any holder of this document is advised that information contained hereon reflects the Company's findings at the time of its intervention only and within the limits of Client's instructions, if any. The Company's sole responsibility is to its Client and this document does not exonerate parties to a transaction from exercising all their rights and obligations under the transaction documents. This document cannot be reproduced except in full, without prior written approval of the Company. Any unauthorized alteration, forgery or falsification of the content or appearance of this document is unlawful and offenders may be prosecuted to the fullest extent of the law.

Date: 2018/7/31

Dipole 5600 MHz_SN:1023

Communication System: CW; Frequency: 5600 MHz; Duty Cycle: 1:1

Medium parameters used: $f = 5600 \text{ MHz}$; $\sigma = 5.768 \text{ S/m}$; $\epsilon_r = 48.51$; $\rho = 1000 \text{ kg/m}^3$

Phantom section: Flat Section

Ambient temperature: 22.1°C ; Liquid temperature: 21.8°C

DASY5 Configuration:

- Probe: EX3DV4 - SN3831; ConvF(3.92, 3.92, 3.92); Calibrated: 2018/1/23
- Sensor-Surface: 2mm (Mechanical Surface Detection)
- Electronics: DAE4 Sn547; Calibrated: 2018/3/16
- Phantom: ELI
- DASY52 52.10.1(1476); SEMCAD X 14.6.11(7439)

Pin=250mW/Area Scan (61x81x1): Interpolated grid: $dx=10 \text{ mm}$, $dy=10 \text{ mm}$

Maximum value of SAR (interpolated) = 17.2 W/kg


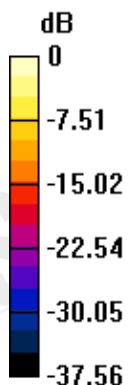
Pin=250mW/Zoom Scan (7x7x12)/Cube 0: Measurement grid: $dx=4\text{mm}$, $dy=4\text{mm}$, $dz=2\text{mm}$

Reference Value = 58.66 V/m ; Power Drift = 0.04 dB

Peak SAR (extrapolated) = 33.7 W/kg

SAR(1 g) = 7.88 W/kg ; SAR(10 g) = 2.2 W/kg

Maximum value of SAR (measured) = 17.1 W/kg



0 dB = $17.1 \text{ W/kg} = 12.33 \text{ dBW/kg}$

Unless otherwise stated the results shown in this test report refer only to the sample(s) tested and such sample(s) are retained for 90 days only.

除非另有說明，此報告結果僅對測試之樣品負責，同時此樣品僅保留90天。本報告未經本公司書面許可，不可部份複製。

This document is issued by the Company subject to its General Conditions of Service printed overleaf, available on request or accessible at www.sgs.com/terms_and_conditions.htm and for electronic format documents, subject to Terms and Conditions for Electronic Documents at www.sgs.com/terms_e-document.htm. Attention is drawn to the limitation of liability, indemnification and jurisdiction issues defined therein. Any holder of this document is advised that information contained hereon reflects the Company's findings at the time of its intervention only and within the limits of Client's instructions, if any. The Company's sole responsibility is to its Client and this document does not exonerate parties to a transaction from exercising all their rights and obligations under the transaction documents. This document cannot be reproduced except in full, without prior written approval of the Company. Any unauthorized alteration, forgery or falsification of the content or appearance of this document is unlawful and offenders may be prosecuted to the fullest extent of the law.

Date: 2018/7/31

Dipole 5800 MHz_SN:1023

Communication System: CW; Frequency: 5800 MHz; Duty Cycle: 1:1

Medium parameters used: $f = 5800 \text{ MHz}$; $\sigma = 6.039 \text{ S/m}$; $\epsilon_r = 47.847$; $\rho = 1000 \text{ kg/m}^3$

Phantom section: Flat Section

Ambient temperature: 22.1°C ; Liquid temperature: 21.7°C

DASY5 Configuration:

- Probe: EX3DV4 - SN3831; ConvF(4.17, 4.17, 4.17); Calibrated: 2018/1/23
- Sensor-Surface: 2mm (Mechanical Surface Detection)
- Electronics: DAE4 Sn547; Calibrated: 2018/3/16
- Phantom: ELI
- DASY52 52.10.1(1476); SEMCAD X 14.6.11(7439)

Pin=100mW/Area Scan (61x91x1): Interpolated grid: $dx=10 \text{ mm}$, $dy=10 \text{ mm}$

Maximum value of SAR (interpolated) = 16.0 W/kg


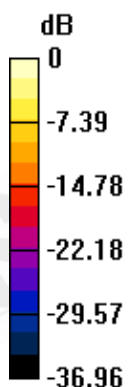
Pin=100mW/Zoom Scan (7x7x12)/Cube 0: Measurement grid: $dx=4\text{mm}$, $dy=4\text{mm}$, $dz=2\text{mm}$

Reference Value = 54.00 V/m ; Power Drift = -0.02 dB

Peak SAR (extrapolated) = 32.9 W/kg

SAR(1 g) = 7.45 W/kg ; SAR(10 g) = 2.09 W/kg

Maximum value of SAR (measured) = 16.0 W/kg



0 dB = $16.0 \text{ W/kg} = 12.05 \text{ dBW/kg}$

Unless otherwise stated the results shown in this test report refer only to the sample(s) tested and such sample(s) are retained for 90 days only.

除非另有說明，此報告結果僅對測試之樣品負責，同時此樣品僅保留90天。本報告未經本公司書面許可，不可部份複製。

This document is issued by the Company subject to its General Conditions of Service printed overleaf, available on request or accessible at www.sgs.com/terms_and_conditions.htm and for electronic format documents, subject to Terms and Conditions for Electronic Documents at www.sgs.com/terms_e-document.htm. Attention is drawn to the limitation of liability, indemnification and jurisdiction issues defined therein. Any holder of this document is advised that information contained hereon reflects the Company's findings at the time of its intervention only and within the limits of Client's instructions, if any. The Company's sole responsibility is to its Client and this document does not exonerate parties to a transaction from exercising all their rights and obligations under the transaction documents. This document cannot be reproduced except in full, without prior written approval of the Company. Any unauthorized alteration, forgery or falsification of the content or appearance of this document is unlawful and offenders may be prosecuted to the fullest extent of the law.

7. DAE & Probe Calibration Certificate

**Calibration Laboratory of
Schmid & Partner
Engineering AG**
Zeughausstrasse 43, 8004 Zurich, Switzerland



S Schweizerischer Kalibrierdienst
C Service suisse d'étalonnage
S Servizio svizzero di taratura
S Swiss Calibration Service

Accredited by the Swiss Accreditation Service (SAS)
The Swiss Accreditation Service is one of the signatories to the EA
Multilateral Agreement for the recognition of calibration certificates

Accreditation No.: SCS 0108

Client **SGS-TW (Auden)**

Certificate No.: DAE4-856_Apr18

CALIBRATION CERTIFICATE

Object: DAE4 - SD 000 D04 BM - SN: 856

Calibration procedure(s): QA CAL-06.v29
Calibration procedure for the data acquisition electronics (DAE)

Calibration date: April 21, 2018

This calibration certificate documents the traceability to national standards, which realize the physical units of measurements (SI).
The measurements and the uncertainties with confidence probability are given on the following pages and are part of the certificate.

All calibrations have been conducted in the closed laboratory facility: environment temperature (22 ± 3)°C and humidity < 70%.

Calibration Equipment used (M&PE critical for calibration)

Primary Standards	ID #	Cal Date (Certificate No.)	Scheduled Calibration
Kaishley Multimeter Type 2001	SN: 0810278	31-Aug-17 (No:21092)	Aug-18
Secondary Standards	ID #	Check Date (in house)	Scheduled Check
Auto DAE Calibration Unit	SE UWS 053 AA 1001	04-Jan-18 (in house check)	in house check: Jan-19
Calibrator Box V2.1	SE UMS 008 AA 1002	04-Jan-18 (in house check)	in house check: Jan-19

Calibrated by:	Name Adrian Gshring	Function Laboratory Technician	Signature
Approved by:	Name Sven Kühn	Function Deputy Manager	Signature

Issued: April 21, 2018

This calibration certificate shall not be reproduced except in full without written approval of the laboratory.

Certificate No.: DAE4-856_Apr18

Page 1 of 5

Unless otherwise stated the results shown in this test report refer only to the sample(s) tested and such sample(s) are retained for 90 days only.

除非另有說明，此報告結果僅對測試之樣品負責，同時此樣品僅保留90天。本報告未經本公司書面許可，不可部份複製。

This document is issued by the Company subject to its General Conditions of Service printed overleaf, available on request or accessible at www.sgs.com/terms_and_conditions.htm and for electronic format documents, subject to Terms and Conditions for Electronic Documents at www.sgs.com/terms_e-document.htm. Attention is drawn to the limitation of liability, indemnification and jurisdiction issues defined therein. Any holder of this document is advised that information contained hereon reflects the Company's findings at the time of its intervention only and within the limits of Client's instructions, if any. The Company's sole responsibility is to its Client and this document does not exonerate parties to a transaction from exercising all their rights and obligations under the transaction documents. This document cannot be reproduced except in full, without prior written approval of the Company. Any unauthorized alteration, forgery or falsification of the content or appearance of this document is unlawful and offenders may be prosecuted to the fullest extent of the law.

**Calibration Laboratory of
Schmid & Partner
Engineering AG**
Zeughausstrasse 45, 8004 Zurich, Switzerland



S Schweizerischer Kalibrierdienst
C Service suisse d'étalonnage
S Servizio svizzero di taratura
S Swiss Calibration Service

Accredited by the Swiss Accreditation Service (SAS)
The Swiss Accreditation Service is one of the signatories to the EA
Multilateral Agreement for the recognition of calibration certificates.

Accreditation No.: **SCS 0108**

Glossary

DAE data acquisition electronics
Connector angle information used in DASY system to align probe sensor X to the robot coordinate system.

Methods Applied and Interpretation of Parameters

- **DC Voltage Measurement:** Calibration Factor assessed for use in DASY system by comparison with a calibrated instrument traceable to national standards. The figure given corresponds to the full scale range of the voltmeter in the respective range.
- **Connector angle:** The angle of the connector is assessed measuring the angle mechanically by a tool inserted. Uncertainty is not required.
- The following parameters as documented in the Appendix contain technical information as a result from the performance test and require no uncertainty.
 - **DC Voltage Measurement Linearity:** Verification of the Linearity at +10% and -10% of the nominal calibration voltage. Influence of offset voltage is included in this measurement.
 - **Common mode sensitivity:** Influence of a positive or negative common mode voltage on the differential measurement.
 - **Channel separation:** Influence of a voltage on the neighbor channels not subject to an input voltage.
 - **AD Converter Values with inputs shorted:** Values on the internal AD converter corresponding to zero input voltage
 - **Input Offset Measurement:** Output voltage and statistical results over a large number of zero voltage measurements.
 - **Input Offset Current:** Typical value for information. Maximum channel input offset current, not considering the input resistance.
 - **Input resistance:** Typical value for information: DAE input resistance at the connector, during internal auto-zeroing and during measurement.
 - **Low Battery Alarm Voltage:** Typical value for information. Below this voltage, a battery alarm signal is generated.
 - **Power consumption:** Typical value for information. Supply currents in various operating modes.

Unless otherwise stated the results shown in this test report refer only to the sample(s) tested and such sample(s) are retained for 90 days only.

除非另有說明，此報告結果僅對測試之樣品負責，同時此樣品僅保留90天。本報告未經本公司書面許可，不可部份複製。

This document is issued by the Company subject to its General Conditions of Service printed overleaf, available on request or accessible at www.sgs.com/terms_and_conditions.htm and for electronic format documents, subject to Terms and Conditions for Electronic Documents at www.sgs.com/terms_e-document.htm. Attention is drawn to the limitation of liability, indemnification and jurisdiction issues defined therein. Any holder of this document is advised that information contained hereon reflects the Company's findings at the time of its intervention only and within the limits of Client's instructions, if any. The Company's sole responsibility is to its Client and this document does not exonerate parties to a transaction from exercising all their rights and obligations under the transaction documents. This document cannot be reproduced except in full, without prior written approval of the Company. Any unauthorized alteration, forgery or falsification of the content or appearance of this document is unlawful and offenders may be prosecuted to the fullest extent of the law.

DC Voltage Measurement

A/D - Converter Resolution nominal

 High Range: 1LSB = 6.1 μ V, full range = -100...+300 mV

Low Range: 1LSB = 61nV, full range = -1.....+3mV

DASY measurement parameters: Auto Zero Time: 3 sec; Measuring time: 3 sec

Calibration Factors	X	Y	Z
High Range	403.380 \pm 0.02% (k=2)	404.500 \pm 0.02% (k=2)	403.824 \pm 0.02% (k=2)
Low Range	3.97569 \pm 1.50% (k=2)	3.98803 \pm 1.50% (k=2)	3.94148 \pm 1.50% (k=2)

Connector Angle

Connector Angle to be used in DASY system	264.5 $^{\circ}$ \pm 1 $^{\circ}$
---	-------------------------------------

Unless otherwise stated the results shown in this test report refer only to the sample(s) tested and such sample(s) are retained for 90 days only.

除非另有說明，此報告結果僅對測試之樣品負責，同時此樣品僅保留90天。本報告未經本公司書面許可，不可部份複製。

This document is issued by the Company subject to its General Conditions of Service printed overleaf, available on request or accessible at www.sgs.com/terms_and_conditions.htm and for electronic format documents, subject to Terms and Conditions for Electronic Documents at www.sgs.com/terms_e-document.htm. Attention is drawn to the limitation of liability, indemnification and jurisdiction issues defined therein. Any holder of this document is advised that information contained hereon reflects the Company's findings at the time of its intervention only and within the limits of Client's instructions, if any. The Company's sole responsibility is to its Client and this document does not exonerate parties to a transaction from exercising all their rights and obligations under the transaction documents. This document cannot be reproduced except in full, without prior written approval of the Company. Any unauthorized alteration, forgery or falsification of the content or appearance of this document is unlawful and offenders may be prosecuted to the fullest extent of the law.

Appendix (Additional assessments outside the scope of SCS0108)

1. DC Voltage Linearity

High Range	Reading (μV)	Difference (μV)	Error (%)
Channel X + Input	199991.32	-3.93	-0.00
Channel X + Input	20000.89	-0.73	-0.00
Channel X - Input	-19999.72	1.38	-0.01
Channel Y + Input	199995.30	0.19	0.00
Channel Y + Input	19999.58	-1.86	-0.01
Channel Y - Input	-20002.18	-0.91	0.00
Channel Z + Input	199995.15	0.22	0.00
Channel Z + Input	19999.23	-3.34	-0.02
Channel Z - Input	-20002.45	-1.22	0.01

Low Range	Reading (μV)	Difference (μV)	Error (%)
Channel X + Input	2001.18	-0.15	-0.01
Channel X + Input	202.02	0.40	0.20
Channel X - Input	-197.76	0.37	-0.19
Channel Y + Input	1999.81	-1.28	-0.06
Channel Y + Input	201.37	-0.27	-0.13
Channel Y - Input	-199.29	-0.94	0.47
Channel Z + Input	2000.80	-0.29	-0.01
Channel Z + Input	201.21	-0.19	-0.10
Channel Z - Input	-199.51	-1.18	0.60

2. Common mode sensitivity

DASY measurement parameters: Auto Zero Time: 3 sec; Measuring time: 3 sec

	Common mode Input Voltage (mV)	High Range Average Reading (μV)	Low Range Average Reading (μV)
Channel X	200	-13.71	-15.90
	-200	17.59	16.11
Channel Y	200	-2.20	-2.52
	-200	0.55	-0.02
Channel Z	200	11.04	10.58
	-200	-12.61	-12.99

3. Channel separation

DASY measurement parameters: Auto Zero Time: 3 sec; Measuring time: 3 sec

	Input Voltage (mV)	Channel X (μV)	Channel Y (μV)	Channel Z (μV)
Channel X	200	-	2.30	-2.48
Channel Y	200	7.31	-	3.25
Channel Z	200	8.90	4.49	-

Unless otherwise stated the results shown in this test report refer only to the sample(s) tested and such sample(s) are retained for 90 days only.

除非另有說明，此報告結果僅對測試之樣品負責，同時此樣品僅保留90天。本報告未經本公司書面許可，不可部份複製。

This document is issued by the Company subject to its General Conditions of Service printed overleaf, available on request or accessible at www.sgs.com/terms_and_conditions.htm and for electronic format documents, subject to Terms and Conditions for Electronic Documents at www.sgs.com/terms_e-document.htm. Attention is drawn to the limitation of liability, indemnification and jurisdiction issues defined therein. Any holder of this document is advised that information contained hereon reflects the Company's findings at the time of its intervention only and within the limits of Client's instructions, if any. The Company's sole responsibility is to its Client and this document does not exonerate parties to a transaction from exercising all their rights and obligations under the transaction documents. This document cannot be reproduced except in full, without prior written approval of the Company. Any unauthorized alteration, forgery or falsification of the content or appearance of this document is unlawful and offenders may be prosecuted to the fullest extent of the law.

4. AD-Converter Values with inputs shorted

DASY measurement parameters: Auto Zero Time: 3 sec; Measuring time: 3 sec

	High Range (LSB)	Low Range (LSB)
Channel X	16218	15730
Channel Y	15957	16114
Channel Z	15879	16093

5. Input Offset Measurement

DASY measurement parameters: Auto Zero Time: 3 sec; Measuring time: 3 sec

 Input 10M Ω

	Average (μ V)	min. Offset (μ V)	max. Offset (μ V)	Std. Deviation (μ V)
Channel X	-0.35	-1.46	1.21	0.40
Channel Y	-0.34	-1.68	0.58	0.46
Channel Z	-0.03	-1.43	1.45	0.57

6. Input Offset Current

Nominal input circuitry offset current on all channels: <math>-25\mu\text{A}</math>

7. Input Resistance (Typical values for information)

	Zeroing (k Ω)	Measuring (M Ω)
Channel X	200	200
Channel Y	200	200
Channel Z	200	200

8. Low Battery Alarm Voltage (Typical values for information)

Typical values	Alarm Level (VDC)
Supply (+ Vcc)	+7.9
Supply (- Vcc)	-7.8

9. Power Consumption (Typical values for information)

Typical values	Switched off (mA)	Stand by (mA)	Transmitting (mA)
Supply (+ Vcc)	+0.01	+6	+14
Supply (- Vcc)	-0.01	-8	-9

Unless otherwise stated the results shown in this test report refer only to the sample(s) tested and such sample(s) are retained for 90 days only.

除非另有說明，此報告結果僅對測試之樣品負責，同時此樣品僅保留90天。本報告未經本公司書面許可，不可部份複製。

 This document is issued by the Company subject to its General Conditions of Service printed overleaf, available on request or accessible at www.sgs.com/terms_and_conditions.htm and for electronic format documents, subject to Terms and Conditions for Electronic Documents at www.sgs.com/terms_e-document.htm. Attention is drawn to the limitation of liability, indemnification and jurisdiction issues defined therein. Any holder of this document is advised that information contained hereon reflects the Company's findings at the time of its intervention only and within the limits of Client's instructions, if any. The Company's sole responsibility is to its Client and this document does not exonerate parties to a transaction from exercising all their rights and obligations under the transaction documents. This document cannot be reproduced except in full, without prior written approval of the Company. Any unauthorized alteration, forgery or falsification of the content or appearance of this document is unlawful and offenders may be prosecuted to the fullest extent of the law.

**Calibration Laboratory of
Schmid & Partner
Engineering AG**
Zeughausstrasse 43, 8004 Zurich, Switzerland



S Schweizerischer Kalibrierdienst
C Service suisse d'étalonnage
S Servizio svizzero di taratura
S Swiss Calibration Service

Accredited by the Swiss Accreditation Service (SAS)
The Swiss Accreditation Service is one of the signatories to the EA
Multilateral Agreement for the recognition of calibration certificates

Accreditation No.: **SCS 0108**

Client **SGS (Auden)**

Certificate No: **DAE4-547_Mar18**

CALIBRATION CERTIFICATE

Object: **DAE4 - SD 000 D04 BM - SN: 547**

Calibration procedure(s): **QA CAL-06.v29
Calibration procedure for the data acquisition electronics (DAE)**

Calibration date: **March 16, 2018**

This calibration certificate documents the traceability to national standards, which realize the physical units of measurements (SI).
The measurements and the uncertainties with confidence probability are given on the following pages and are part of the certificate.

All calibrations have been conducted in the closed laboratory facility; environment temperature (22 ± 3)°C and humidity < 70%.

Calibration Equipment used (M&TE critical for calibration)

Primary Standards	ID #	Cal Date (Certificate No.)	Scheduled Calibration
Katholy Multimeter Type 2001	SN: 0810278	31-Aug-17 (No:21082)	Aug-18
Secondary Standards	ID #	Check Date (in house)	Scheduled Check
Auto DAE Calibration Unit	SE UWS 053 AA 1001	04-Jan-18 (in house check)	in house check: Jan-18
Calibrator Box V2.1	SE UMS 006 AA 1002	04-Jan-18 (in house check)	in house check: Jan-18

Calibrated by:	Name Eric Heimfeld	Function Laboratory Technician	Signature
Approved by:	Name Evan Kühn	Deputy Manager	

Issued: March 16, 2018

This calibration certificate shall not be reproduced except in full without written approval of the laboratory.

Unless otherwise stated the results shown in this test report refer only to the sample(s) tested and such sample(s) are retained for 90 days only.

除非另有說明，此報告結果僅對測試之樣品負責，同時此樣品僅保留90天。本報告未經本公司書面許可，不可部份複製。

This document is issued by the Company subject to its General Conditions of Service printed overleaf, available on request or accessible at www.sgs.com/terms_and_conditions.htm and for electronic format documents, subject to Terms and Conditions for Electronic Documents at www.sgs.com/terms_e-document.htm. Attention is drawn to the limitation of liability, indemnification and jurisdiction issues defined therein. Any holder of this document is advised that information contained hereon reflects the Company's findings at the time of its intervention only and within the limits of Client's instructions, if any. The Company's sole responsibility is to its Client and this document does not exonerate parties to a transaction from exercising all their rights and obligations under the transaction documents. This document cannot be reproduced except in full, without prior written approval of the Company. Any unauthorized alteration, forgery or falsification of the content or appearance of this document is unlawful and offenders may be prosecuted to the fullest extent of the law.

Calibration Laboratory of
Schmid & Partner
Engineering AG
Zeughausstrasse 43, 8004 Zurich, Switzerland



S Schweizerischer Kalibrierdienst
C Service suisse d'étalonnage
S Servizio svizzero di taratura
S Swiss Calibration Service

Accredited by the Swiss Accreditation Service (SAS)
The Swiss Accreditation Service is one of the signatories to the EA
Multilateral Agreement for the recognition of calibration certificates

Accreditation No.: SCS 0108

Glossary

DAE data acquisition electronics
Connector angle information used in DASY system to align probe sensor X to the robot coordinate system.

Methods Applied and Interpretation of Parameters

- **DC Voltage Measurement:** Calibration Factor assessed for use in DASY system by comparison with a calibrated instrument traceable to national standards. The figure given corresponds to the full scale range of the voltmeter in the respective range.
- **Connector angle:** The angle of the connector is assessed measuring the angle mechanically by a tool inserted. Uncertainty is not required.
- The following parameters as documented in the Appendix contain technical information as a result from the performance test and require no uncertainty.
 - **DC Voltage Measurement Linearity:** Verification of the Linearity at +10% and -10% of the nominal calibration voltage. Influence of offset voltage is included in this measurement.
 - **Common mode sensitivity:** Influence of a positive or negative common mode voltage on the differential measurement.
 - **Channel separation:** Influence of a voltage on the neighbor channels not subject to an input voltage.
 - **AD Converter Values with inputs shorted:** Values on the internal AD converter corresponding to zero input voltage.
 - **Input Offset Measurement:** Output voltage and statistical results over a large number of zero voltage measurements.
 - **Input Offset Current:** Typical value for information; Maximum channel input offset current; not considering the input resistance.
 - **Input resistance:** Typical value for information; DAE input resistance at the connector, during internal auto-zeroing and during measurement.
 - **Low Battery Alarm Voltage:** Typical value for information. Below this voltage, a battery alarm signal is generated.
 - **Power consumption:** Typical value for information. Supply currents in various operating modes.

Unless otherwise stated the results shown in this test report refer only to the sample(s) tested and such sample(s) are retained for 90 days only.

除非另有說明，此報告結果僅對測試之樣品負責，同時此樣品僅保留90天。本報告未經本公司書面許可，不可部份複製。

This document is issued by the Company subject to its General Conditions of Service printed overleaf, available on request or accessible at www.sgs.com/terms_and_conditions.htm and for electronic format documents, subject to Terms and Conditions for Electronic Documents at www.sgs.com/terms_e-document.htm. Attention is drawn to the limitation of liability, indemnification and jurisdiction issues defined therein. Any holder of this document is advised that information contained hereon reflects the Company's findings at the time of its intervention only and within the limits of Client's instructions, if any. The Company's sole responsibility is to its Client and this document does not exonerate parties to a transaction from exercising all their rights and obligations under the transaction documents. This document cannot be reproduced except in full, without prior written approval of the Company. Any unauthorized alteration, forgery or falsification of the content or appearance of this document is unlawful and offenders may be prosecuted to the fullest extent of the law.

DC Voltage Measurement

A/D - Converter Resolution nominal

High Range: 1LSB = 5.1 μ V, full range = -100...+300 mV
 Low Range: 1LSB = 61nV, full range = -1...+3mV

DASY measurement parameters: Auto Zero Time: 3 sec; Measuring time: 3 sec

Calibration Factors	X	Y	Z
High Range	403.254 \pm 0.02% (k=2)	403.158 \pm 0.02% (k=2)	402.803 \pm 0.02% (k=2)
Low Range	3.95439 \pm 1.50% (k=2)	3.90484 \pm 1.50% (k=2)	3.96300 \pm 1.50% (k=2)

Connector Angle

Connector Angle to be used in DASY system	90.5° \pm 1°
---	----------------

Unless otherwise stated the results shown in this test report refer only to the sample(s) tested and such sample(s) are retained for 90 days only.

除非另有說明，此報告結果僅對測試之樣品負責，同時此樣品僅保留90天。本報告未經本公司書面許可，不可部份複製。

This document is issued by the Company subject to its General Conditions of Service printed overleaf, available on request or accessible at www.sgs.com/terms_and_conditions.htm and for electronic format documents, subject to Terms and Conditions for Electronic Documents at www.sgs.com/terms_e-document.htm. Attention is drawn to the limitation of liability, indemnification and jurisdiction issues defined therein. Any holder of this document is advised that information contained hereon reflects the Company's findings at the time of its intervention only and within the limits of Client's instructions, if any. The Company's sole responsibility is to its Client and this document does not exonerate parties to a transaction from exercising all their rights and obligations under the transaction documents. This document cannot be reproduced except in full, without prior written approval of the Company. Any unauthorized alteration, forgery or falsification of the content or appearance of this document is unlawful and offenders may be prosecuted to the fullest extent of the law.

Appendix (Additional assessments outside the scope of SCS0108)
1. DC Voltage Linearity

High Range	Reading (μV)	Difference (μV)	Error (%)
Channel X + Input	200032.85	-2.13	-0.00
Channel X + Input	20008.76	3.21	0.02
Channel X - Input	-20000.68	4.51	-0.02
Channel Y + Input	200033.65	-4.13	-0.00
Channel Y + Input	20003.79	-1.78	-0.01
Channel Y - Input	-20006.44	-1.22	0.01
Channel Z + Input	200031.86	-3.06	-0.00
Channel Z + Input	20006.10	0.58	0.00
Channel Z - Input	-20003.99	1.29	-0.01

Low Range	Reading (μV)	Difference (μV)	Error (%)
Channel X + Input	2001.72	0.18	0.01
Channel X + Input	201.65	0.01	0.01
Channel X - Input	-198.51	-0.28	0.14
Channel Y + Input	2001.34	-0.08	-0.00
Channel Y + Input	200.96	-0.70	-0.35
Channel Y - Input	-199.61	-1.33	0.67
Channel Z + Input	2001.33	-0.06	-0.00
Channel Z + Input	200.06	-1.46	-0.74
Channel Z - Input	-200.26	-1.91	0.96

2. Common mode sensitivity

DASY measurement parameters: Auto Zero Time: 3 sec, Measuring time: 3 sec

	Common mode Input Voltage (mV)	High Range Average Reading (μV)	Low Range Average Reading (μV)
Channel X	200	-3.69	-5.17
	-200	5.60	4.08
Channel Y	200	-0.50	-1.15
	-200	0.25	-0.51
Channel Z	200	5.51	5.17
	-200	-7.92	-8.28

3. Channel separation

DASY measurement parameters: Auto Zero Time: 3 sec, Measuring time: 3 sec

	Input Voltage (mV)	Channel X (μV)	Channel Y (μV)	Channel Z (μV)
Channel X	200	-	-3.20	-2.58
Channel Y	200	9.59	-	3.91
Channel Z	200	5.09	7.98	-

Unless otherwise stated the results shown in this test report refer only to the sample(s) tested and such sample(s) are retained for 90 days only.

除非另有說明，此報告結果僅對測試之樣品負責，同時此樣品僅保留90天。本報告未經本公司書面許可，不可部份複製。

 This document is issued by the Company subject to its General Conditions of Service printed overleaf, available on request or accessible at www.sgs.com/terms_and_conditions.htm and for electronic format documents, subject to Terms and Conditions for Electronic Documents at www.sgs.com/terms_e-document.htm. Attention is drawn to the limitation of liability, indemnification and jurisdiction issues defined therein. Any holder of this document is advised that information contained hereon reflects the Company's findings at the time of its intervention only and within the limits of Client's instructions, if any. The Company's sole responsibility is to its Client and this document does not exonerate parties to a transaction from exercising all their rights and obligations under the transaction documents. This document cannot be reproduced except in full, without prior written approval of the Company. Any unauthorized alteration, forgery or falsification of the content or appearance of this document is unlawful and offenders may be prosecuted to the fullest extent of the law.

4. AD-Converter Values with Inputs shorted

DASY measurement parameters: Auto Zero Time: 3 sec; Measuring time: 3 sec

	High Range (LSB)	Low Range (LSB)
Channel X	16363	15273
Channel Y	16469	16100
Channel Z	16083	17048

5. Input Offset Measurement

 DASY measurement parameters: Auto Zero Time: 3 sec; Measuring time: 3 sec
 Input 10M Ω

	Average (μ V)	min. Offset (μ V)	max. Offset (μ V)	Std. Deviation (μ V)
Channel X	-1.57	-2.25	-0.71	0.35
Channel Y	0.27	-0.91	1.98	0.42
Channel Z	0.12	-1.25	1.42	0.47

6. Input Offset Current

Nominal input circuitry offset current on all channels: <251A

7. Input Resistance (Typical values for information)

	Zeroing (k Ω m)	Measuring (M Ω m)
Channel X	200	200
Channel Y	200	200
Channel Z	200	200

8. Low Battery Alarm Voltage (Typical values for information)

Typical values	Alarm Level (YDC)
Supply (+ Vcc)	+7.9
Supply (- Vcc)	-7.8

9. Power Consumption (Typical values for information)

Typical values	Switched off (mA)	Stand by (mA)	Transmitting (mA)
Supply (+ Vcc)	+0.01	+6	+14
Supply (- Vcc)	-0.01	-8	-9

Unless otherwise stated the results shown in this test report refer only to the sample(s) tested and such sample(s) are retained for 90 days only.

除非另有說明，此報告結果僅對測試之樣品負責，同時此樣品僅保留90天。本報告未經本公司書面許可，不可部份複製。

 This document is issued by the Company subject to its General Conditions of Service printed overleaf, available on request or accessible at www.sgs.com/terms_and_conditions.htm and for electronic format documents, subject to Terms and Conditions for Electronic Documents at www.sgs.com/terms_e-document.htm. Attention is drawn to the limitation of liability, indemnification and jurisdiction issues defined therein. Any holder of this document is advised that information contained hereon reflects the Company's findings at the time of its intervention only and within the limits of Client's instructions, if any. The Company's sole responsibility is to its Client and this document does not exonerate parties to a transaction from exercising all their rights and obligations under the transaction documents. This document cannot be reproduced except in full, without prior written approval of the Company. Any unauthorized alteration, forgery or falsification of the content or appearance of this document is unlawful and offenders may be prosecuted to the fullest extent of the law.

**Calibration Laboratory of
Schmid & Partner
Engineering AG**
Zeughausstrasse 43, 8004 Zurich, Switzerland



S Schweizerischer Kalibrierdienst
S Service suisse d'étalonnage
S Servizio svizzero di taratura
S Swiss Calibration Service

Accredited by the Swiss Accreditation Service (SAS)
The Swiss Accreditation Service is one of the signatories to the EA
Multilateral Agreement for the recognition of calibration certificates

Accreditation No.: SCS 0108

Client: **SGS-TW (Auden)**

Certificate No: **EX3-3770_Apr18**

CALIBRATION CERTIFICATE

Object: **EX3DVA - SN:3770**

Calibration procedure(s): **QA CAL-01.v9, QA CAL-12.v9, QA CAL-14.v4, QA CAL-23.v5, QA CAL-25.v6**
Calibration procedure for dosimetric E-field probes

Calibration date: **April 25, 2018**

This calibration certificate documents the traceability to national standards, which realize the physical units of measurements (SI).
The measurement and the uncertainties with confidence probability are given on the following pages and are part of the certificate.

All calibrations have been conducted in the closed laboratory facility: environment temperature: (23 ± 3)°C and humidity = 76%.

Calibration Equipment used (M&TC critical for calibration)

Primary Standards	ID	Cal Date (Certificate No.)	Scheduled Calibration
Power meter NRP	SN: 103778	04-Apr-18 (No. 217-02672/02673)	Apr-18
Power sensor NRP-Z91	SN: 103244	04-Apr-18 (No. 217-02672)	Apr-18
Power sensor NRP-Z91	SN: 103245	04-Apr-18 (No. 217-02673)	Apr-18
Reference 20 dB Attenuator	SN: 56277 (20x)	04-Apr-18 (No. 217-02682)	Apr-18
Reference Probe ES3DV2	SN: 3013	30-Dec-17 (No. ES3-3013, Dec17)	Dec-18
DAE4	SN: 860	21-Dec-17 (No. DAE4-860, Dec17)	Dec-18
Secondary Standards	ID	Check Date (in house)	Scheduled Check
Power meter E4410B	SN: GB41293074	06-Apr-18 (in house check Jun-18)	in house check Jun-18
Power sensor E4412A	SN: MY41498087	06-Apr-18 (in house check Jun-18)	in house check Jun-18
Power sensor E4412A	SN: 000111210	06-Apr-18 (in house check Jun-18)	in house check Jun-18
RF generator HP 8548C	SN: US36421011701	04-Aug-09 (in house check Jun-18)	in house check Jun-18
Network Analyzer HP 8753E	SN: LIS37320585	18-Oct-01 (in house check Oct-17)	in house check Oct-18

Calibrated by: **Chvalic Lubker** (Name) / **Laboratory Technician** (Function) / *[Signature]* (Signature)

Approved by: **Kata Polovic** (Name) / **Technical Manager** (Function) / *[Signature]* (Signature)

Issued: April 28, 2018

This calibration certificate shall not be reproduced except in full without written approval of the laboratory.

Unless otherwise stated the results shown in this test report refer only to the sample(s) tested and such sample(s) are retained for 90 days only.

除非另有說明，此報告結果僅對測試之樣品負責，同時此樣品僅保留90天。本報告未經本公司書面許可，不可部份複製。

This document is issued by the Company subject to its General Conditions of Service printed overleaf, available on request or accessible at www.sgs.com/terms_and_conditions.htm and for electronic format documents, subject to Terms and Conditions for Electronic Documents at www.sgs.com/terms_e-document.htm. Attention is drawn to the limitation of liability, indemnification and jurisdiction issues defined therein. Any holder of this document is advised that information contained hereon reflects the Company's findings at the time of its intervention only and within the limits of Client's instructions, if any. The Company's sole responsibility is to its Client and this document does not exonerate parties to a transaction from exercising all their rights and obligations under the transaction documents. This document cannot be reproduced except in full, without prior written approval of the Company. Any unauthorized alteration, forgery or falsification of the content or appearance of this document is unlawful and offenders may be prosecuted to the fullest extent of the law.

**Calibration Laboratory of
Schmid & Partner
Engineering AG**
Zaughausstrasse 43, 8004 Zurich, Switzerland



S Schweizerischer Kalibrierdienst
C Service suisse d'étalonnage
S Servizio svizzero di taratura
S Swiss Calibration Service

Accredited by the Swiss Accreditation Service (SAS)

The Swiss Accreditation Service is one of the signatories to the EA Multilateral Agreement for the recognition of calibration certificates

Accreditation No. : SCS 0108

Glossary:

TSL	tissue simulating liquid
NORM _{x,y,z}	sensitivity in free space
CorvF	sensitivity in TSL / NORM _{x,y,z}
DCP	diode compression point
CF	crest factor (1/duty cycle) of the RF signal
A, B, C, D	modulation dependent linearization parameters
Polarization ϕ	ϕ rotation around probe axis
Polarization θ	θ rotation around an axis that is in the plane normal to probe axis (at measurement center), i.e., $\theta = 0$ is normal to probe axis
Connector Angle	information used in DASY system to align probe sensor X to the robot coordinate system

Calibration is Performed According to the Following Standards:

- a) IEEE Std 1528-2013, "IEEE Recommended Practice for Determining the Peak Spatial-Averaged Specific Absorption Rate (SAR) in the Human Head from Wireless Communications Devices: Measurement Techniques", June 2013
- b) IEC 62209-1, "Measurement procedure for the assessment of Specific Absorption Rate (SAR) from hand-held and body-mounted devices used next to the ear (frequency range of 300 MHz to 6 GHz)", July 2016
- c) IEC 62209-2, "Procedure to determine the Specific Absorption Rate (SAR) for wireless communication devices used in close proximity to the human body (frequency range of 30 MHz to 6 GHz)", March 2010
- d) KDB 865664, "SAR Measurement Requirements for 100 MHz to 6 GHz"

Methods Applied and Interpretation of Parameters:

- NORM_{x,y,z}: Assessed for E-field polarization $\theta = 0$ ($f \leq 900$ MHz in TEM-cell; $f > 1600$ MHz: R22 waveguide). NORM_{x,y,z} are only intermediate values, i.e. the uncertainties of NORM_{x,y,z} does not affect the E²-field uncertainty inside TSL (see below CorvF).
- NORM(f)_{x,y,z} = NORM_{x,y,z} * frequency response (see Frequency Response Chart). This linearization is implemented in DASY4 software versions later than 4.2. The uncertainty of the frequency response is included in the stated uncertainty of CorvF.
- DCP_{x,y,z}: DCP are numerical linearization parameters assessed based on the data of power sweep with CW signal (no uncertainty required). DCP does not depend on frequency nor media.
- PAR: PAR is the Peak to Average Ratio that is not calibrated but determined based on the signal characteristics.
- A_{x,y,z}; B_{x,y,z}; C_{x,y,z}; D_{x,y,z}; VR_{x,y,z}: A, B, C, D are numerical linearization parameters assessed based on the data of power sweep for specific modulation signal. The parameters do not depend on frequency nor media. VR is the maximum calibration range expressed in RMS voltage across the diode.
- CorvF and Boundary Effect Parameters: Assessed in flai phantom using E-field (or Temperature Transfer Standard for $f \leq 800$ MHz) and inside waveguide using analytical field distributions based on power measurements for $f > 800$ MHz. The same setups are used for assessment of the parameters applied for boundary compensation (alpha, depth) of which typical uncertainty values are given. These parameters are used in DASY4 software to improve probe accuracy close to the boundary. The sensitivity in TSL corresponds to NORM_{x,y,z} * CorvF whereby the uncertainty corresponds to that given for CorvF. A frequency dependent CorvF is used in DASY version 4.4 and higher which allows extending the validity from ± 50 MHz to ± 100 MHz.
- Spherical Isotropy (30 deviation from isotropy): In a field of low gradients realized using a flai phantom exposed by a patch antenna.
- Sensor Offset: The sensor offset corresponds to the offset of virtual measurement center from the probe tip (on probe axis). No tolerance required.
- Connector Angle: The angle is assessed using the information gained by determining the NORM_x (no uncertainty required).

Unless otherwise stated the results shown in this test report refer only to the sample(s) tested and such sample(s) are retained for 90 days only.

除非另有說明，此報告結果僅對測試之樣品負責，同時此樣品僅保留90天。本報告未經本公司書面許可，不可部份複製。

This document is issued by the Company subject to its General Conditions of Service printed overleaf, available on request or accessible at www.sgs.com/terms_and_conditions.htm and for electronic format documents, subject to Terms and Conditions for Electronic Documents at www.sgs.com/terms_e-document.htm. Attention is drawn to the limitation of liability, indemnification and jurisdiction issues defined therein. Any holder of this document is advised that information contained hereon reflects the Company's findings at the time of its intervention only and within the limits of Client's instructions, if any. The Company's sole responsibility is to its Client and this document does not exonerate parties to a transaction from exercising all their rights and obligations under the transaction documents. This document cannot be reproduced except in full, without prior written approval of the Company. Any unauthorized alteration, forgery or falsification of the content or appearance of this document is unlawful and offenders may be prosecuted to the fullest extent of the law.

EX3DV4 – SN:3770

April 25, 2018

Probe EX3DV4

SN:3770

Manufactured: July 6, 2010
Calibrated: April 25, 2018

Calibrated for DASY/EASY Systems
(Note: non-compatible with DASY2 system!)

Certificate No: EX3-3770_Apr18

Page 3 of 11

Unless otherwise stated the results shown in this test report refer only to the sample(s) tested and such sample(s) are retained for 90 days only.
除非另有說明，此報告結果僅對測試之樣品負責，同時此樣品僅保留90天。本報告未經本公司書面許可，不可部份複製。

This document is issued by the Company subject to its General Conditions of Service printed overleaf, available on request or accessible at www.sgs.com/terms_and_conditions.htm and for electronic format documents, subject to Terms and Conditions for Electronic Documents at www.sgs.com/terms_e-document.htm. Attention is drawn to the limitation of liability, indemnification and jurisdiction issues defined therein. Any holder of this document is advised that information contained hereon reflects the Company's findings at the time of its intervention only and within the limits of Client's instructions, if any. The Company's sole responsibility is to its Client and this document does not exonerate parties to a transaction from exercising all their rights and obligations under the transaction documents. This document cannot be reproduced except in full, without prior written approval of the Company. Any unauthorized alteration, forgery or falsification of the content or appearance of this document is unlawful and offenders may be prosecuted to the fullest extent of the law.

EX3DV4- SN:3770

April 25, 2018

DASY/EASY - Parameters of Probe: EX3DV4 - SN:3770

Basic Calibration Parameters

	Sensor X	Sensor Y	Sensor Z	Unc (k=2)
Norm $\int_{\mu V/(V/m)^2}^A$	0.30	0.60	0.38	$\pm 10.1\%$
DCP (mV) ^B	101.9	101.9	101.5	

Modulation Calibration Parameters

UID	Communication System Name		A dB	B dB $\mu V/\mu V$	C	D dB	VR mV	Unc ^C (k=2)
0	CW	X	0.0	0.0	1.0	0.00	138.1	$\pm 3.5\%$
		Y	0.0	0.0	1.0		134.7	
		Z	0.0	0.0	1.0		135.6	

The reported uncertainty of measurement is stated as the standard uncertainty of measurement multiplied by the coverage factor k=2, which for a normal distribution corresponds to a coverage probability of approximately 95%.

^A The uncertainties of Norm X,Y,Z do not affect the E²-field uncertainty inside TSL (see Pages 5 and 6).

^B Numerical inscription parameter; uncertainty not required.

^C Uncertainty is determined using the max. deviation from linear response applying rectangular distribution and is expressed for the square of the field value.

Unless otherwise stated the results shown in this test report refer only to the sample(s) tested and such sample(s) are retained for 90 days only.

除非另有說明，此報告結果僅對測試之樣品負責，同時此樣品僅保留90天。本報告未經本公司書面許可，不可部份複製。

This document is issued by the Company subject to its General Conditions of Service printed overleaf, available on request or accessible at www.sgs.com/terms_and_conditions.htm and for electronic format documents, subject to Terms and Conditions for Electronic Documents at www.sgs.com/terms_e-document.htm. Attention is drawn to the limitation of liability, indemnification and jurisdiction issues defined therein. Any holder of this document is advised that information contained hereon reflects the Company's findings at the time of its intervention only and within the limits of Client's instructions, if any. The Company's sole responsibility is to its Client and this document does not exonerate parties to a transaction from exercising all their rights and obligations under the transaction documents. This document cannot be reproduced except in full, without prior written approval of the Company. Any unauthorized alteration, forgery or falsification of the content or appearance of this document is unlawful and offenders may be prosecuted to the fullest extent of the law.

EX3DV4- SN:3770

April 25, 2018

DASY/EASY - Parameters of Probe: EX3DV4 - SN:3770
Calibration Parameter Determined in Head Tissue Simulating Media

f (MHz) ^c	Relative Permittivity ^f	Conductivity (S/m) ^f	ConvF X	ConvF Y	ConvF Z	Alpha ^g	Depth ^h (mm)	Unc (k=2)
450	43.5	0.87	11.20	11.20	11.20	0.13	1.25	± 13.3 %
750	41.9	0.89	10.05	10.05	10.05	0.43	0.80	± 12.0 %
835	41.5	0.90	9.55	8.55	9.55	0.35	0.97	± 12.0 %
900	41.5	0.97	9.36	9.36	9.36	0.27	1.10	± 12.0 %
1750	40.1	1.37	8.48	8.48	8.48	0.35	0.80	± 12.0 %
1900	40.0	1.40	8.22	8.22	8.22	0.32	0.80	± 12.0 %
2000	40.0	1.40	8.15	8.15	8.15	0.38	0.80	± 12.0 %
2300	39.5	1.67	7.78	7.78	7.78	0.33	0.84	± 12.0 %
2450	39.2	1.80	7.43	7.43	7.43	0.38	0.80	± 12.0 %
2600	39.0	1.86	7.20	7.20	7.20	0.35	0.84	± 12.0 %
5250	35.9	4.71	5.25	5.25	5.25	0.40	1.80	± 13.1 %
5600	35.5	5.07	4.92	4.92	4.92	0.40	1.80	± 13.1 %
5750	35.4	5.22	5.21	5.21	5.21	0.40	1.80	± 13.1 %

^c Frequency validity above 300 MHz of ± 100 MHz only applies for DASY v4.4 and higher (see Page 2), else it is restricted to ± 50 MHz. The uncertainty is the RSS of the ConvF uncertainty at calibration frequency and the uncertainty for the indicated frequency band. Frequency validity below 300 MHz is ± 10, 25, 40, 50 and 70 MHz for ConvF assessments at 30, 64, 128, 190 and 220 MHz respectively. Above 5 GHz frequency validity can be extended to ± 110 MHz.

^f At frequencies below 3 GHz, the validity of tissue parameters (ϵ and σ) can be relaxed to ± 10% if liquid compensation formula is applied to measured SAR values. At frequencies above 3 GHz, the validity of tissue parameters (ϵ and σ) is restricted to ± 5%. The uncertainty is the RSS of the ConvF uncertainty for indicated target tissue parameters.

^h Alpha/Depth are determined during calibration. SPEAG warrants that the remaining deviation due to the boundary effect after compensation is always less than ± 1% for frequencies below 3 GHz and below ± 2% for frequencies between 3-6 GHz at any distance larger than half the probe tip diameter from the boundary.

Unless otherwise stated the results shown in this test report refer only to the sample(s) tested and such sample(s) are retained for 90 days only.

除非另有說明，此報告結果僅對測試之樣品負責，同時此樣品僅保留90天。本報告未經本公司書面許可，不可部份複製。

This document is issued by the Company subject to its General Conditions of Service printed overleaf, available on request or accessible at www.sgs.com/terms_and_conditions.htm and for electronic format documents, subject to Terms and Conditions for Electronic Documents at www.sgs.com/terms_e-document.htm. Attention is drawn to the limitation of liability, indemnification and jurisdiction issues defined therein. Any holder of this document is advised that information contained hereon reflects the Company's findings at the time of its intervention only and within the limits of Client's instructions, if any. The Company's sole responsibility is to its Client and this document does not exonerate parties to a transaction from exercising all their rights and obligations under the transaction documents. This document cannot be reproduced except in full, without prior written approval of the Company. Any unauthorized alteration, forgery or falsification of the content or appearance of this document is unlawful and offenders may be prosecuted to the fullest extent of the law.

EX3DV4- SN:3770

April 25, 2018

DASY/EASY - Parameters of Probe: EX3DV4 - SN:3770
Calibration Parameter Determined in Body Tissue Simulating Media

f (MHz) ^c	Relative Permittivity ^e	Conductivity (S/m) ^f	ConvF X	ConvF Y	ConvF Z	Alpha ^g	Depth (mm) ^g	Unc (k=2)
450	56.7	0.94	10.68	10.68	10.68	0.08	1.25	± 13.3 %
750	56.5	0.96	9.97	9.97	9.97	0.39	0.95	± 12.0 %
835	55.2	0.97	9.72	9.72	9.72	0.45	0.88	± 12.0 %
900	55.0	1.05	9.64	9.64	9.64	0.44	0.85	± 12.0 %
1750	53.4	1.49	8.26	8.26	8.26	0.43	0.80	± 12.0 %
1900	53.3	1.52	8.00	8.00	8.00	0.37	0.87	± 12.0 %
2000	53.3	1.52	7.97	7.97	7.97	0.29	1.00	± 12.0 %
2300	52.9	1.81	7.68	7.68	7.68	0.42	0.84	± 12.0 %
2450	52.7	1.95	7.59	7.59	7.59	0.41	0.84	± 12.0 %
2600	52.5	2.16	7.37	7.37	7.37	0.15	0.98	± 12.0 %
5250	48.9	5.36	4.65	4.65	4.65	0.50	1.90	± 13.1 %
5600	48.5	5.77	4.06	4.06	4.06	0.50	1.90	± 13.1 %
5750	48.3	5.94	4.38	4.38	4.38	0.50	1.90	± 13.1 %

^c Frequency validity above 300 MHz of ± 100 MHz only applies for DASY v4.4 and higher (see Page 2), else it is restricted to ± 50 MHz. The uncertainty is the RSS of the ConvF^f uncertainty at calibration frequency and the uncertainty for the indicated frequency band. Frequency validity below 300 MHz is ± 10, 25, 40, 50 and 70 MHz for ConvF assessments at 30, 64, 128, 150 and 220 MHz respectively. Above 5 GHz frequency validity can be extended to ± 110 MHz.

^e At frequencies below 3 GHz, the validity of tissue parameters (ϵ and σ) can be relaxed to ± 10% if liquid compensation formula is applied to measured SAR values. At frequencies above 3 GHz, the validity of tissue parameters (ϵ and σ) is restricted to ± 5%. The uncertainty is the RSS of the ConvF^f uncertainty for indicated target tissue parameters.

^g Alpha/Depth are determined during calibration. SPEAG warrants that the remaining deviation due to the boundary effect after compensation is always less than ± 1% for frequencies below 3 GHz and below ± 2% for frequencies between 3-6 GHz at any distance larger than half the probe tip diameter from the boundary.

Unless otherwise stated the results shown in this test report refer only to the sample(s) tested and such sample(s) are retained for 90 days only.

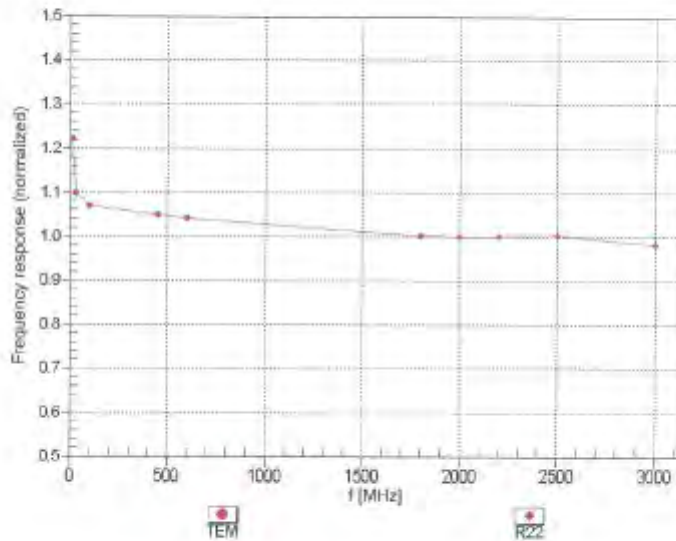
除非另有說明，此報告結果僅對測試之樣品負責，同時此樣品僅保留90天。本報告未經本公司書面許可，不可部份複製。

This document is issued by the Company subject to its General Conditions of Service printed overleaf, available on request or accessible at www.sgs.com/terms_and_conditions.htm and for electronic format documents, subject to Terms and Conditions for Electronic Documents at www.sgs.com/terms_e-document.htm. Attention is drawn to the limitation of liability, indemnification and jurisdiction issues defined therein. Any holder of this document is advised that information contained hereon reflects the Company's findings at the time of its intervention only and within the limits of Client's instructions, if any. The Company's sole responsibility is to its Client and this document does not exonerate parties to a transaction from exercising all their rights and obligations under the transaction documents. This document cannot be reproduced except in full, without prior written approval of the Company. Any unauthorized alteration, forgery or falsification of the content or appearance of this document is unlawful and offenders may be prosecuted to the fullest extent of the law.

EX3DV4-SN:3770

April 25, 2018

Frequency Response of E-Field (TEM-Cell: ifi110 EXX, Waveguide: R22)



Uncertainty of Frequency Response of E-field: $\pm 6.3\%$ ($k=2$)

Certificate No: EX3-3770_Apr18

Page 7 of 11

Unless otherwise stated the results shown in this test report refer only to the sample(s) tested and such sample(s) are retained for 90 days only.


除非另有說明，此報告結果僅對測試之樣品負責，同時此樣品僅保留90天。本報告未經本公司書面許可，不可部份複製。

This document is issued by the Company subject to its General Conditions of Service printed overleaf, available on request or accessible at www.sgs.com/terms_and_conditions.htm and for electronic format documents, subject to Terms and Conditions for Electronic Documents at www.sgs.com/terms_e-document.htm. Attention is drawn to the limitation of liability, indemnification and jurisdiction issues defined therein. Any holder of this document is advised that information contained hereon reflects the Company's findings at the time of its intervention only and within the limits of Client's instructions, if any. The Company's sole responsibility is to its Client and this document does not exonerate parties to a transaction from exercising all their rights and obligations under the transaction documents. This document cannot be reproduced except in full, without prior written approval of the Company. Any unauthorized alteration, forgery or falsification of the content or appearance of this document is unlawful and offenders may be prosecuted to the fullest extent of the law.

EX3DV4-SN:3770

April 25, 2018

Receiving Pattern (ϕ), $\theta = 0^\circ$



Certificate No: EX3-3770_Apr18

Page 8 of 11

Unless otherwise stated the results shown in this test report refer only to the sample(s) tested and such sample(s) are retained for 90 days only.

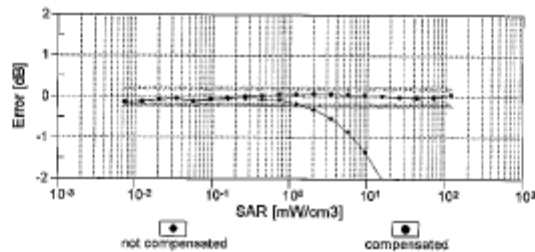
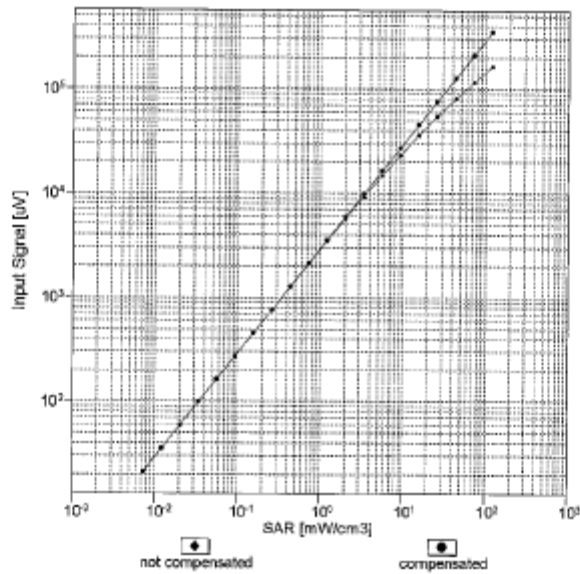
除非另有說明，此報告結果僅對測試之樣品負責，同時此樣品僅保留90天。本報告未經本公司書面許可，不可部份複製。

This document is issued by the Company subject to its General Conditions of Service printed overleaf, available on request or accessible at www.sgs.com/terms_and_conditions.htm and for electronic format documents, subject to Terms and Conditions for Electronic Documents at www.sgs.com/terms_e-document.htm. Attention is drawn to the limitation of liability, indemnification and jurisdiction issues defined therein. Any holder of this document is advised that information contained hereon reflects the Company's findings at the time of its intervention only and within the limits of Client's instructions, if any. The Company's sole responsibility is to its Client and this document does not exonerate parties to a transaction from exercising all their rights and obligations under the transaction documents. This document cannot be reproduced except in full, without prior written approval of the Company. Any unauthorized alteration, forgery or falsification of the content or appearance of this document is unlawful and offenders may be prosecuted to the fullest extent of the law.

EX3DV4- SN:3770

April 25, 2018

Dynamic Range f(SAR_{head}) (TEM cell , f_{exc}= 1900 MHz)



Uncertainty of Linearity Assessment: $\pm 0.6\%$ (k=2)

Certificate No: EX3-3770_Apr18

Page 8 of 11

Unless otherwise stated the results shown in this test report refer only to the sample(s) tested and such sample(s) are retained for 90 days only.

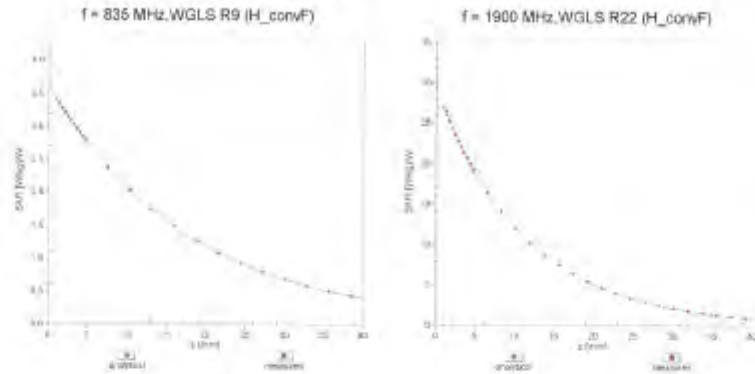
除非另有說明，此報告結果僅對測試之樣品負責，同時此樣品僅保留90天。本報告未經本公司書面許可，不可部份複製。

This document is issued by the Company subject to its General Conditions of Service printed overleaf, available on request or accessible at www.sgs.com/terms_and_conditions.htm and for electronic format documents, subject to Terms and Conditions for Electronic Documents at www.sgs.com/terms_e-document.htm. Attention is drawn to the limitation of liability, indemnification and jurisdiction issues defined therein. Any holder of this document is advised that information contained hereon reflects the Company's findings at the time of its intervention only and within the limits of Client's instructions, if any. The Company's sole responsibility is to its Client and this document does not exonerate parties to a transaction from exercising all their rights and obligations under the transaction documents. This document cannot be reproduced except in full, without prior written approval of the Company. Any unauthorized alteration, forgery or falsification of the content or appearance of this document is unlawful and offenders may be prosecuted to the fullest extent of the law.


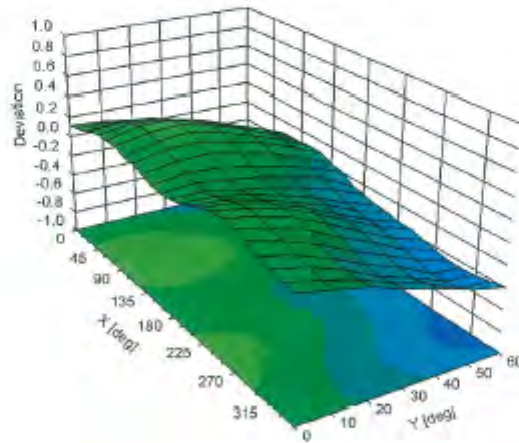
EX3DV4- SN:3770

April 25, 2018

Conversion Factor Assessment



Deviation from Isotropy in Liquid Error (ϕ , θ), f = 900 MHz



Uncertainty of Spherical Isotropy Assessment: $\pm 2.6\%$ (k=2)

Certificate No: EX3-3770_Apr18

Page 10 of 11

Unless otherwise stated the results shown in this test report refer only to the sample(s) tested and such sample(s) are retained for 90 days only.

除非另有說明，此報告結果僅對測試之樣品負責，同時此樣品僅保留90天。本報告未經本公司書面許可，不可部份複製。

This document is issued by the Company subject to its General Conditions of Service printed overleaf, available on request or accessible at www.sgs.com/terms_and_conditions.htm and for electronic format documents, subject to Terms and Conditions for Electronic Documents at www.sgs.com/terms_e-document.htm. Attention is drawn to the limitation of liability, indemnification and jurisdiction issues defined therein. Any holder of this document is advised that information contained hereon reflects the Company's findings at the time of its intervention only and within the limits of Client's instructions, if any. The Company's sole responsibility is to its Client and this document does not exonerate parties to a transaction from exercising all their rights and obligations under the transaction documents. This document cannot be reproduced except in full, without prior written approval of the Company. Any unauthorized alteration, forgery or falsification of the content or appearance of this document is unlawful and offenders may be prosecuted to the fullest extent of the law.

EX3DV4- SN:3770

April 25, 2018

DASY/EASY - Parameters of Probe: EX3DV4 - SN:3770

Other Probe Parameters

Sensor Arrangement	Triangular
Connector Angle (°)	-32.8
Mechanical Surface Detection Mode	enabled
Optical Surface Detection Mode	disabled
Probe Overall Length	337 mm
Probe Body Diameter	10 mm
Tip Length	9 mm
Tip Diameter	2.5 mm
Probe Tip to Sensor X Calibration Point	1 mm
Probe Tip to Sensor Y Calibration Point	1 mm
Probe Tip to Sensor Z Calibration Point	1 mm
Recommended Measurement Distance from Surface	1.4 mm

Certificate No: EX3-3770_Apr18

Page 11 of 11

Unless otherwise stated the results shown in this test report refer only to the sample(s) tested and such sample(s) are retained for 90 days only.

除非另有說明，此報告結果僅對測試之樣品負責，同時此樣品僅保留90天。本報告未經本公司書面許可，不可部份複製。

This document is issued by the Company subject to its General Conditions of Service printed overleaf, available on request or accessible at www.sgs.com/terms_and_conditions.htm and for electronic format documents, subject to Terms and Conditions for Electronic Documents at www.sgs.com/terms_e-document.htm. Attention is drawn to the limitation of liability, indemnification and jurisdiction issues defined therein. Any holder of this document is advised that information contained hereon reflects the Company's findings at the time of its intervention only and within the limits of Client's instructions, if any. The Company's sole responsibility is to its Client and this document does not exonerate parties to a transaction from exercising all their rights and obligations under the transaction documents. This document cannot be reproduced except in full, without prior written approval of the Company. Any unauthorized alteration, forgery or falsification of the content or appearance of this document is unlawful and offenders may be prosecuted to the fullest extent of the law.

SGS Taiwan Ltd.

No.134,Wu Kung Road, New Taipei Industrial Park, Wuku District, New Taipei City, Taiwan 24803/新北市五股區新北產業園區五工路 134 號

台灣檢驗科技股份有限公司

t (886-2) 2299-3279

f (886-2) 2298-0488

www.tw.sgs.com

Member of SGS Group

**Calibration Laboratory of
Schmid & Partner
Engineering AG**
Zeughausstrasse 43, 8004 Zurich, Switzerland



S Schweizerischer Kalibrierdienst
C Service suisse d'étalonnage
S Servizio svizzero di taratura
S Swiss Calibration Service

Accredited by the Swiss Accreditation Service (SAS)
The Swiss Accreditation Service is one of the signatories to the EA
Multilateral Agreement for the recognition of calibration certificates

Accreditation No.: **SCS 0108**

Client: **SGS-TW (Auden)**

Certificate No.: **EX3-3831_Jan18**

CALIBRATION CERTIFICATE

Object: **EX3DV4 - SN:3831**

Calibration procedure(s): **QA CAL-01.v9, QA CAL-14.v4, QA CAL-23.v5, QA CAL-25.v8
Calibration procedure for dosimetric E-field probes**

Calibration date: **January 23, 2018**

This calibration certificate documents the traceability to national standards, which realize the physical units of measurement (SI). The measurements and the uncertainties with confidence probability are given on the following pages and are part of the certificate.

All calibrations have been conducted in the closed laboratory facility: environment temperature (22 ± 3)°C and humidity < 70%.

Calibration Equipment used (M&TE critical for calibration)

Primary Standards	ID	Cal Date (Certificate No.)	Scheduled Calibration
Power meter NRP	SN: 104778	04-Apr-17 (No. 217-02521/02522)	Apr-18
Power sensor NRP-Z91	SN: 103244	04-Apr-17 (No. 217-02521)	Apr-18
Power sensor NRP-Z91	SN: 103245	04-Apr-17 (No. 217-02525)	Apr-18
Reference 20 dB Attenuator	SN: S5277 (20x)	07-Apr-17 (No. 217-02528)	Apr-18
Reference Probe ES3DV2	SN: 3013	30-Dec-17 (No. ES3-3013_Dec17)	Dec-18
DAE4	SN: 660	21-Dec-17 (No. DAE4-660_Dec17)	Dec-18

Secondary Standards	ID	Check Date (in house)	Scheduled Check
Power meter E4419B	SN: GB41293874	06-Apr-16 (in house check Jun-16)	in house check: Jun-18
Power sensor E4412A	SN: MY41499087	06-Apr-16 (in house check Jun-16)	in house check: Jun-18
Power sensor E4412A	SN: 000110210	06-Apr-16 (in house check Jun-16)	in house check: Jun-18
RF generator HP 8598C	SN: US3642U01790	04-Aug-99 (in house check Jun-16)	in house check: Jun-18
Network Analyzer HP 8759E	SN: US37300585	18-Dec-01 (in house check Dec-17)	in house check: Dec-18

Calibrated by: **Michael Weller** (Laboratory Technician) *[Signature]*

Approved by: **Kaja Pokovic** (Technical Manager) *[Signature]*

Issued: January 25, 2018

This calibration certificate shall not be reproduced except in full without written approval of the laboratory.

Certificate No.: EX3-3831_Jan18

Page 1 of 11

Unless otherwise stated the results shown in this test report refer only to the sample(s) tested and such sample(s) are retained for 90 days only.

除非另有說明，此報告結果僅對測試之樣品負責，同時此樣品僅保留90天。本報告未經本公司書面許可，不可部份複製。

This document is issued by the Company subject to its General Conditions of Service printed overleaf, available on request or accessible at www.sgs.com/terms_and_conditions.htm and for electronic format documents, subject to Terms and Conditions for Electronic Documents at www.sgs.com/terms_e-document.htm. Attention is drawn to the limitation of liability, indemnification and jurisdiction issues defined therein. Any holder of this document is advised that information contained hereon reflects the Company's findings at the time of its intervention only and within the limits of Client's instructions, if any. The Company's sole responsibility is to its Client and this document does not exonerate parties to a transaction from exercising all their rights and obligations under the transaction documents. This document cannot be reproduced except in full, without prior written approval of the Company. Any unauthorized alteration, forgery or falsification of the content or appearance of this document is unlawful and offenders may be prosecuted to the fullest extent of the law.

Calibration Laboratory of

Schmid & Partner
Engineering AG

Zughausstrasse 43, 8004 Zurich, Switzerland



S Schweizerischer Kalibrierdienst
C Service suisse d'étalonnage
S Servizio svizzero di taratura
S Swiss Calibration Service

Accredited by the Swiss Accreditation Service (SAS)

The Swiss Accreditation Service is one of the signatories to the EA Multilateral Agreement for the recognition of calibration certificates

Accreditation No.: SCS 0108

Glossary:

TSL	tissue simulating liquid
NORM _{x,y,z}	sensitivity in free space
ConvF	sensitivity in TSL / NORM _{x,y,z}
DCP	diode compression point
CF	crest factor (1/duty_cycle) of the RF signal
A, B, C, D	modulation dependent linearization parameters
Polarization φ	φ rotation around probe axis
Polarization θ	θ rotation around an axis that is in the plane normal to probe axis (at measurement center), i.e. $\theta = 0$ is normal to probe axis
Connector Angle	Information used in DASY system to align probe sensor X to the robot coordinate system

Calibration is Performed According to the Following Standards:

- IEEE Std 1528-2013, "IEEE Recommended Practice for Determining the Peak Spatially-Averaged Specific Absorption Rate (SAR) in the Human Head from Wireless Communications Devices: Measurement Techniques", June 2013
- IEC 62209-1, "Measurement procedure for the assessment of Specific Absorption Rate (SAR) from hand-held and body-mounted devices used next to the ear (frequency range of 300 MHz to 6 GHz)", July 2016
- IEC 62209-2, "Procedure to determine the Specific Absorption Rate (SAR) for wireless communication devices used in close proximity to the human body (frequency range of 30 MHz to 6 GHz)", March 2010
- KDB 865664, "SAR Measurement Requirements for 100 MHz to 6 GHz"

Methods Applied and Interpretation of Parameters:

- NORM_{x,y,z}**: Assessed for E-field polarization $\theta = 0$ ($f \leq 900$ MHz in TEM-cell; $f > 1800$ MHz: R22 waveguide). NORM_{x,y,z} are only intermediate values, i.e., the uncertainties of NORM_{x,y,z} does not affect the E²-field uncertainty inside TSL (see below ConvF).
- NORM(f)_{x,y,z} = NORM_{x,y,z} * frequency_response** (see Frequency Response Chart). This linearization is implemented in DASY4 software versions later than 4.2. The uncertainty of the frequency response is included in the stated uncertainty of ConvF.
- DCP_{x,y,z}**: DCP are numerical linearization parameters assessed based on the data of power sweep with CW signal (no uncertainty required). DCP does not depend on frequency nor media.
- PAR**: PAR is the Peak to Average Ratio that is not calibrated but determined based on the signal characteristics
- A_{x,y,z}; B_{x,y,z}; C_{x,y,z}; D_{x,y,z}; VR_{x,y,z}; A, B, C, D** are numerical linearization parameters assessed based on the data of power sweep for specific modulation signal. The parameters do not depend on frequency nor media. VR is the maximum calibration range expressed in RMS voltage across the diode.
- ConvF and Boundary Effect Parameters**: Assessed in flat phantom using E-field (or Temperature Transfer Standard for $f \leq 800$ MHz) and inside waveguide using analytical field distributions based on power measurements for $f > 800$ MHz. The same setups are used for assessment of the parameters applied for boundary compensation (alpha, depth) of which typical uncertainty values are given. These parameters are used in DASY4 software to improve probe accuracy close to the boundary. The sensitivity in TSL corresponds to NORM_{x,y,z} * ConvF whereby the uncertainty corresponds to that given for ConvF. A frequency dependent ConvF is used in DASY version 4.4 and higher which allows extending the validity from ± 50 MHz to ± 100 MHz.
- Spherical isotropy (3D deviation from isotropy)**: in a field of low gradients realized using a flat phantom exposed by a patch antenna.
- Sensor Offset**: The sensor offset corresponds to the offset of virtual measurement center from the probe tip (on probe axis). No tolerance required.
- Connector Angle**: The angle is assessed using the information gained by determining the NORM_x (no uncertainty required).

Unless otherwise stated the results shown in this test report refer only to the sample(s) tested and such sample(s) are retained for 90 days only.

除非另有說明，此報告結果僅對測試之樣品負責，同時此樣品僅保留90天。本報告未經本公司書面許可，不可部份複製。

This document is issued by the Company subject to its General Conditions of Service printed overleaf, available on request or accessible at www.sgs.com/terms_and_conditions.htm and for electronic format documents, subject to Terms and Conditions for Electronic Documents at www.sgs.com/terms_e-document.htm. Attention is drawn to the limitation of liability, indemnification and jurisdiction issues defined therein. Any holder of this document is advised that information contained hereon reflects the Company's findings at the time of its intervention only and within the limits of Client's instructions, if any. The Company's sole responsibility is to its Client and this document does not exonerate parties to a transaction from exercising all their rights and obligations under the transaction documents. This document cannot be reproduced except in full, without prior written approval of the Company. Any unauthorized alteration, forgery or falsification of the content or appearance of this document is unlawful and offenders may be prosecuted to the fullest extent of the law.

EX3DV4 – SN:3831

January 23, 2018

Probe EX3DV4

SN:3831

Manufactured: September 6, 2011

Calibrated: January 23, 2018

Calibrated for DASY/EASY Systems

(Note: non-compatible with DASY2 systems!)

Certificate No: EX3-3831_Jan18

Page 3 of 11

Unless otherwise stated the results shown in this test report refer only to the sample(s) tested and such sample(s) are retained for 90 days only.

除非另有說明，此報告結果僅對測試之樣品負責，同時此樣品僅保留90天。本報告未經本公司書面許可，不可部份複製。

This document is issued by the Company subject to its General Conditions of Service printed overleaf, available on request or accessible at www.sgs.com/terms_and_conditions.htm and for electronic format documents, subject to Terms and Conditions for Electronic Documents at www.sgs.com/terms_e-document.htm. Attention is drawn to the limitation of liability, indemnification and jurisdiction issues defined therein. Any holder of this document is advised that information contained hereon reflects the Company's findings at the time of its intervention only and within the limits of Client's instructions, if any. The Company's sole responsibility is to its Client and this document does not exonerate parties to a transaction from exercising all their rights and obligations under the transaction documents. This document cannot be reproduced except in full, without prior written approval of the Company. Any unauthorized alteration, forgery or falsification of the content or appearance of this document is unlawful and offenders may be prosecuted to the fullest extent of the law.

EX3DV4 - SN:3831

January 23, 2018

DASY/EASY - Parameters of Probe: EX3DV4 - SN:3831

Basic Calibration Parameters

	Sensor X	Sensor Y	Sensor Z	Unc. (k=2)
Norm $(\mu V / (V/m)^2)^{1/2}$	0.43	0.41	0.42	$\pm 10.1\%$
DCP $(mV)^{1/2}$	100.3	106.6	101.4	

Modulation Calibration Parameters

UID	Communication System Name		A dB	B dB $\sqrt{\mu V}$	C	D dB	VR mV	Unc. (k=2)
D	CW	X	0.0	0.0	1.0	0.00	175.5	$\pm 3.5\%$
		Y	0.0	0.0	1.0		196.9	
		Z	0.0	0.0	1.0		196.8	

The reported uncertainty of measurement is stated as the standard uncertainty of measurement multiplied by the coverage factor $k=2$, which for a normal distribution corresponds to a coverage probability of approximately 95%.

¹ The uncertainties of Norm X, Y, Z do not affect the E-field uncertainty inside TSL (see Pages 5 and 6).

² Numerical linearization parameter: uncertainty not required.

³ Uncertainty is determined using the max. deviation from linear response applying rectangular distribution and is expressed for the square of the field value.

Unless otherwise stated the results shown in this test report refer only to the sample(s) tested and such sample(s) are retained for 90 days only.

除非另有說明，此報告結果僅對測試之樣品負責，同時此樣品僅保留90天。本報告未經本公司書面許可，不可部份複製。

This document is issued by the Company subject to its General Conditions of Service printed overleaf, available on request or accessible at www.sgs.com/terms_and_conditions.htm and for electronic format documents, subject to Terms and Conditions for Electronic Documents at www.sgs.com/terms_e-document.htm. Attention is drawn to the limitation of liability, indemnification and jurisdiction issues defined therein. Any holder of this document is advised that information contained hereon reflects the Company's findings at the time of its intervention only and within the limits of Client's instructions, if any. The Company's sole responsibility is to its Client and this document does not exonerate parties to a transaction from exercising all their rights and obligations under the transaction documents. This document cannot be reproduced except in full, without prior written approval of the Company. Any unauthorized alteration, forgery or falsification of the content or appearance of this document is unlawful and offenders may be prosecuted to the fullest extent of the law.

EX3DV4- SN:3831

January 23, 2018

DASY/EASY - Parameters of Probe: EX3DV4 - SN:3831

Calibration Parameter Determined in Head Tissue Simulating Media

f (MHz) ¹	Relative Permittivity ²	Conductivity (S/m) ²	ConvF X	ConvF Y	ConvF Z	Alpha ³	Depth (mm)	Unc (k=2)
750	41.9	0.89	9.55	9.55	9.55	0.32	1.00	± 12.0 %
835	41.5	0.90	9.10	9.10	9.10	0.29	1.04	± 12.0 %
900	41.5	0.97	9.00	9.00	9.00	0.40	0.85	± 12.0 %
1750	40.1	1.37	8.09	8.09	8.09	0.37	0.80	± 12.0 %
1900	40.0	1.40	7.78	7.78	7.78	0.34	0.84	± 12.0 %
2000	40.0	1.40	7.79	7.79	7.79	0.27	0.84	± 12.0 %
2300	39.5	1.67	7.50	7.50	7.50	0.32	0.80	± 12.0 %
2450	39.2	1.80	7.16	7.16	7.16	0.38	0.84	± 12.0 %
2600	39.0	1.95	6.95	6.95	6.95	0.38	0.82	± 12.0 %
3500	37.9	2.91	6.64	6.64	6.64	0.30	1.20	± 13.1 %
5200	36.0	4.66	4.86	4.86	4.86	0.35	1.60	± 13.1 %
5300	35.9	4.76	4.65	4.65	4.65	0.35	1.80	± 13.1 %
5600	35.5	5.07	4.49	4.49	4.49	0.40	1.80	± 13.1 %
5800	35.3	5.27	4.50	4.50	4.50	0.40	1.80	± 13.1 %

¹ Frequency validity above 300 MHz of ± 100 MHz only applies for DASY v4.4 and higher (see Page 2), else it is restricted to ± 50 MHz. The uncertainty is the RSS of the ConvF uncertainty at calibration frequency and the uncertainty for the indicated frequency band. Frequency validity below 300 MHz is ± 10, 25, 40, 60 and 70 MHz for ConvF assessments at 30, 64, 125, 150 and 200 MHz respectively. Above 5 GHz frequency validity can be extended to ± 110 MHz.

² At frequencies below 3 GHz, the validity of tissue parameters (ε and σ) can be relaxed to ± 10% if liquid compensation formula is applied to measured SAR values. At frequencies above 3 GHz, the validity of tissue parameters (ε and σ) is restricted to ± 5%. The uncertainty is the RSS of the ConvF uncertainty for indicated target tissue parameters.

³ Alpha/Depth are determined during calibration. SPEAG warrants that the remaining deviation due to the boundary effect after compensation is always less than ± 1% for frequencies below 3 GHz and below ± 2% for frequencies between 3-6 GHz at any distance larger than half the probe tip diameter from the boundary.

Unless otherwise stated the results shown in this test report refer only to the sample(s) tested and such sample(s) are retained for 90 days only.

除非另有說明，此報告結果僅對測試之樣品負責，同時此樣品僅保留90天。本報告未經本公司書面許可，不可部份複製。

This document is issued by the Company subject to its General Conditions of Service printed overleaf, available on request or accessible at www.sgs.com/terms_and_conditions.htm and for electronic format documents, subject to Terms and Conditions for Electronic Documents at www.sgs.com/terms_e-document.htm. Attention is drawn to the limitation of liability, indemnification and jurisdiction issues defined therein. Any holder of this document is advised that information contained hereon reflects the Company's findings at the time of its intervention only and within the limits of Client's instructions, if any. The Company's sole responsibility is to its Client and this document does not exonerate parties to a transaction from exercising all their rights and obligations under the transaction documents. This document cannot be reproduced except in full, without prior written approval of the Company. Any unauthorized alteration, forgery or falsification of the content or appearance of this document is unlawful and offenders may be prosecuted to the fullest extent of the law.

EX3DV4- SN:3831

January 23, 2018

DASY/EASY - Parameters of Probe: EX3DV4 - SN:3831
Calibration Parameter Determined in Body Tissue Simulating Media

f (MHz) ^c	Relative Permittivity ^f	Conductivity (S/m) ^f	ConvF X	ConvF Y	ConvF Z	Alpha ^a	Depth (mm) ^d	Unc (k=2)
750	55.5	0.96	9.39	9.39	9.39	0.34	1.00	± 12.0 %
835	55.2	0.97	9.18	9.18	9.18	0.39	0.85	± 12.0 %
900	55.0	1.05	9.13	9.13	9.13	0.32	0.96	± 12.0 %
1750	53.4	1.49	7.65	7.65	7.65	0.32	0.85	± 12.0 %
1900	53.3	1.52	7.35	7.35	7.35	0.38	0.81	± 12.0 %
2000	53.3	1.52	7.51	7.51	7.51	0.36	0.80	± 12.0 %
2300	52.9	1.81	7.29	7.29	7.29	0.36	0.88	± 12.0 %
2450	52.7	1.95	7.26	7.26	7.26	0.34	0.88	± 12.0 %
2600	52.5	2.16	6.95	6.95	6.95	0.25	0.99	± 12.0 %
3500	51.3	3.31	6.60	6.60	6.60	0.30	1.20	± 13.1 %
5200	49.0	5.30	4.56	4.56	4.56	0.35	1.90	± 13.1 %
5300	48.9	5.42	4.39	4.39	4.39	0.35	1.90	± 13.1 %
5600	48.6	5.77	3.92	3.92	3.92	0.40	1.90	± 13.1 %
5600	48.2	6.00	4.17	4.17	4.17	0.40	1.90	± 13.1 %

^c Frequency validity above 300 MHz of ± 100 MHz only applies for DASY v4.4 and higher (see Page 2); else it is restricted to ± 50 MHz. The uncertainty is the RSS of the ConvF uncertainty at calibration frequency and the uncertainty for the indicated frequency band. Frequency validity below 300 MHz is ± 10, 25, 40, 50 and 70 MHz for ConvF assessments at 30, 64, 128, 150 and 220 MHz respectively. Above 5 GHz frequency validity can be extended to ± 110 MHz.

^f At frequencies below 3 GHz, the validity of tissue parameters (ε and σ) can be relaxed to ± 10% if liquid compensation formula is applied to measured SAR values. At frequencies above 3 GHz, the validity of tissue parameters (ε and σ) is restricted to ± 5%. The uncertainty is the RSS of the ConvF uncertainty for indicated target tissue parameters.

^d Alpha/Depth are determined during calibration. SPEAG warrants that the remaining deviation due to the boundary effect after compensation is always less than ± 1% for frequencies below 3 GHz and below ± 2% for frequencies between 3-6 GHz at any distance larger than half the probe tip diameter from the boundary.

Unless otherwise stated the results shown in this test report refer only to the sample(s) tested and such sample(s) are retained for 90 days only.

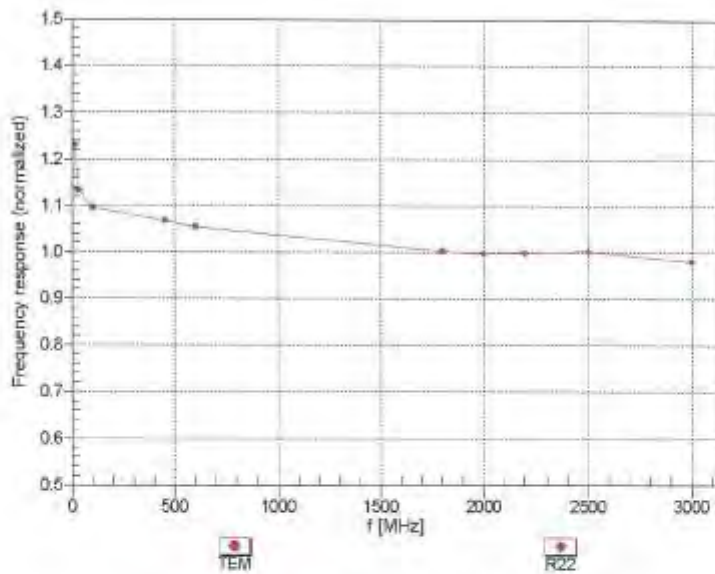
除非另有說明，此報告結果僅對測試之樣品負責，同時此樣品僅保留90天。本報告未經本公司書面許可，不可部份複製。

This document is issued by the Company subject to its General Conditions of Service printed overleaf, available on request or accessible at www.sgs.com/terms_and_conditions.htm and for electronic format documents, subject to Terms and Conditions for Electronic Documents at www.sgs.com/terms_e-document.htm. Attention is drawn to the limitation of liability, indemnification and jurisdiction issues defined therein. Any holder of this document is advised that information contained hereon reflects the Company's findings at the time of its intervention only and within the limits of Client's instructions, if any. The Company's sole responsibility is to its Client and this document does not exonerate parties to a transaction from exercising all their rights and obligations under the transaction documents. This document cannot be reproduced except in full, without prior written approval of the Company. Any unauthorized alteration, forgery or falsification of the content or appearance of this document is unlawful and offenders may be prosecuted to the fullest extent of the law.

EX3DV4- SN:3831

January 23, 2018

Frequency Response of E-Field (TEM-Cell:ifl110 EXX, Waveguide: R22)



Uncertainty of Frequency Response of E-field: $\pm 6.3\%$ ($k=2$)

Certificate No: EX3-3831_Jan18

Page 7 of 11

Unless otherwise stated the results shown in this test report refer only to the sample(s) tested and such sample(s) are retained for 90 days only.

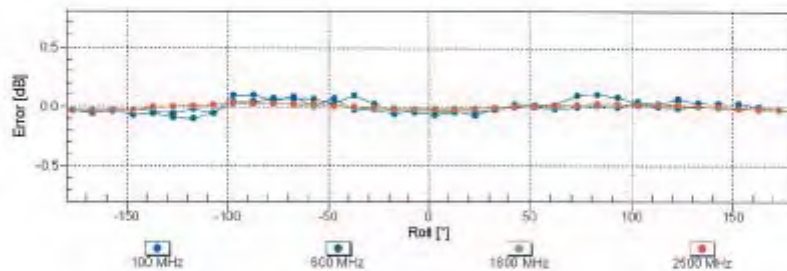
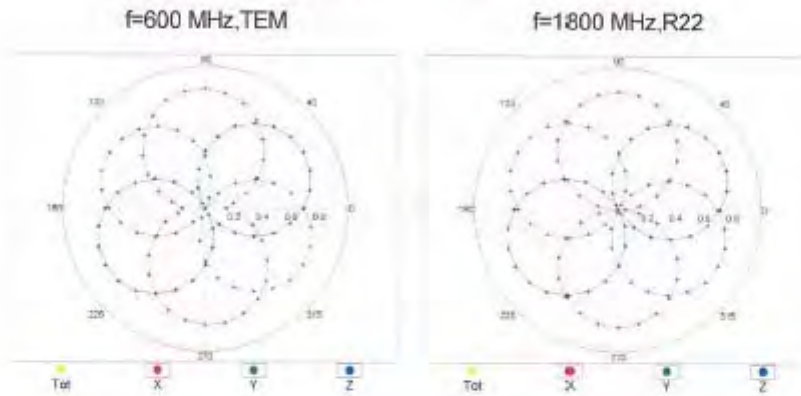
除非另有說明，此報告結果僅對測試之樣品負責，同時此樣品僅保留90天。本報告未經本公司書面許可，不可部份複製。

This document is issued by the Company subject to its General Conditions of Service printed overleaf, available on request or accessible at www.sgs.com/terms_and_conditions.htm and for electronic format documents, subject to Terms and Conditions for Electronic Documents at www.sgs.com/terms_e-document.htm. Attention is drawn to the limitation of liability, indemnification and jurisdiction issues defined therein. Any holder of this document is advised that information contained hereon reflects the Company's findings at the time of its intervention only and within the limits of Client's instructions, if any. The Company's sole responsibility is to its Client and this document does not exonerate parties to a transaction from exercising all their rights and obligations under the transaction documents. This document cannot be reproduced except in full, without prior written approval of the Company. Any unauthorized alteration, forgery or falsification of the content or appearance of this document is unlawful and offenders may be prosecuted to the fullest extent of the law.

EX3DV4- SN:3831

January 23, 2018

Receiving Pattern (ϕ), $\theta = 0^\circ$



Uncertainty of Axial Isotropy Assessment: $\pm 0.5\%$ ($k=2$)

Certificate No: EX3-3831_Jan18

Page 8 of 11

Unless otherwise stated the results shown in this test report refer only to the sample(s) tested and such sample(s) are retained for 90 days only.

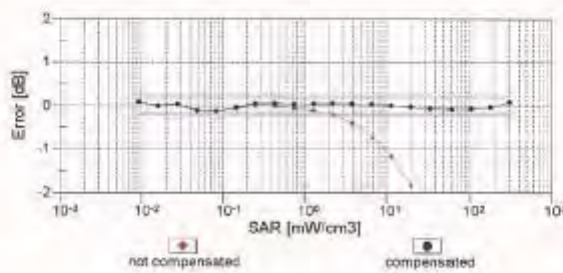
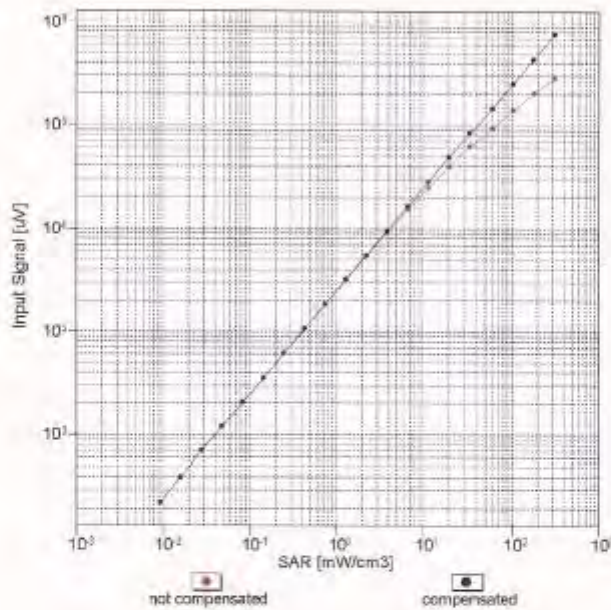
除非另有說明，此報告結果僅對測試之樣品負責，同時此樣品僅保留90天。本報告未經本公司書面許可，不可部份複製。

This document is issued by the Company subject to its General Conditions of Service printed overleaf, available on request or accessible at www.sgs.com/terms_and_conditions.htm and for electronic format documents, subject to Terms and Conditions for Electronic Documents at www.sgs.com/terms_e-document.htm. Attention is drawn to the limitation of liability, indemnification and jurisdiction issues defined therein. Any holder of this document is advised that information contained hereon reflects the Company's findings at the time of its intervention only and within the limits of Client's instructions, if any. The Company's sole responsibility is to its Client and this document does not exonerate parties to a transaction from exercising all their rights and obligations under the transaction documents. This document cannot be reproduced except in full, without prior written approval of the Company. Any unauthorized alteration, forgery or falsification of the content or appearance of this document is unlawful and offenders may be prosecuted to the fullest extent of the law.

EX30V4-SN:3831

January 23, 2018

Dynamic Range $f(SAR_{head})$ (TEM cell, $f_{eval} = 1900$ MHz)



Uncertainty of Linearity Assessment: $\pm 0.6\%$ (k=2)

Certificate No: EX3-3831_Jan18

Page 9 of 11

Unless otherwise stated the results shown in this test report refer only to the sample(s) tested and such sample(s) are retained for 90 days only.

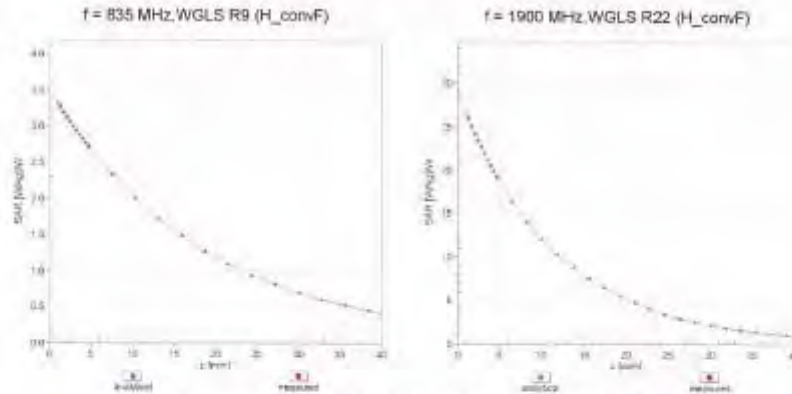
除非另有說明，此報告結果僅對測試之樣品負責，同時此樣品僅保留90天。本報告未經本公司書面許可，不可部份複製。

This document is issued by the Company subject to its General Conditions of Service printed overleaf, available on request or accessible at www.sgs.com/terms_and_conditions.htm and for electronic format documents, subject to Terms and Conditions for Electronic Documents at www.sgs.com/terms_e-document.htm. Attention is drawn to the limitation of liability, indemnification and jurisdiction issues defined therein. Any holder of this document is advised that information contained hereon reflects the Company's findings at the time of its intervention only and within the limits of Client's instructions, if any. The Company's sole responsibility is to its Client and this document does not exonerate parties to a transaction from exercising all their rights and obligations under the transaction documents. This document cannot be reproduced except in full, without prior written approval of the Company. Any unauthorized alteration, forgery or falsification of the content or appearance of this document is unlawful and offenders may be prosecuted to the fullest extent of the law.


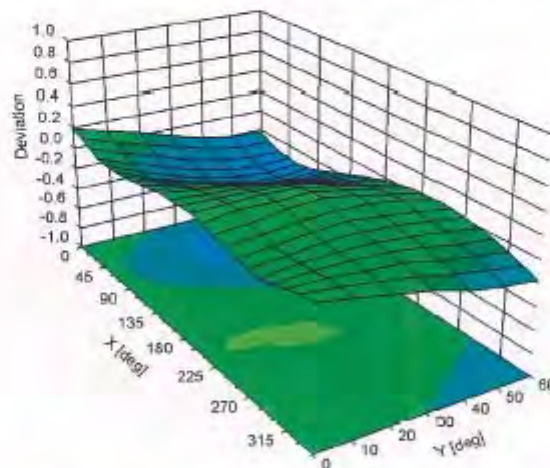
EX3DV4- SN:3831

January 23, 2018

Conversion Factor Assessment



Deviation from Isotropy in Liquid Error (ϕ , θ), $f = 900 \text{ MHz}$



Certificate No: EX3-3831_Jan18

Page 10 of 11

Unless otherwise stated the results shown in this test report refer only to the sample(s) tested and such sample(s) are retained for 90 days only.

除非另有說明，此報告結果僅對測試之樣品負責，同時此樣品僅保留90天。本報告未經本公司書面許可，不可部份複製。

This document is issued by the Company subject to its General Conditions of Service printed overleaf, available on request or accessible at www.sgs.com/terms_and_conditions.htm and for electronic format documents, subject to Terms and Conditions for Electronic Documents at www.sgs.com/terms_e-document.htm. Attention is drawn to the limitation of liability, indemnification and jurisdiction issues defined therein. Any holder of this document is advised that information contained hereon reflects the Company's findings at the time of its intervention only and within the limits of Client's instructions, if any. The Company's sole responsibility is to its Client and this document does not exonerate parties to a transaction from exercising all their rights and obligations under the transaction documents. This document cannot be reproduced except in full, without prior written approval of the Company. Any unauthorized alteration, forgery or falsification of the content or appearance of this document is unlawful and offenders may be prosecuted to the fullest extent of the law.

EX3DV4- SN:3831

January 23, 2018

DASY/EASY - Parameters of Probe: EX3DV4 - SN:3831

Other Probe Parameters

Sensor Arrangement	Triangular
Connector Angle (°)	-17.1
Mechanical Surface Detection Mode	enabled
Optical Surface Detection Mode	disabled
Probe Overall Length	337 mm
Probe Body Diameter	10 mm
Tip Length	9 mm
Tip Diameter	2.5 mm
Probe Tip to Sensor X Calibration Point	1 mm
Probe Tip to Sensor Y Calibration Point	1 mm
Probe Tip to Sensor Z Calibration Point	1 mm
Recommended Measurement Distance from Surface	1.4 mm

Unless otherwise stated the results shown in this test report refer only to the sample(s) tested and such sample(s) are retained for 90 days only.

除非另有說明，此報告結果僅對測試之樣品負責，同時此樣品僅保留90天。本報告未經本公司書面許可，不可部份複製。

This document is issued by the Company subject to its General Conditions of Service printed overleaf, available on request or accessible at www.sgs.com/terms_and_conditions.htm and for electronic format documents, subject to Terms and Conditions for Electronic Documents at www.sgs.com/terms_e-document.htm. Attention is drawn to the limitation of liability, indemnification and jurisdiction issues defined therein. Any holder of this document is advised that information contained hereon reflects the Company's findings at the time of its intervention only and within the limits of Client's instructions, if any. The Company's sole responsibility is to its Client and this document does not exonerate parties to a transaction from exercising all their rights and obligations under the transaction documents. This document cannot be reproduced except in full, without prior written approval of the Company. Any unauthorized alteration, forgery or falsification of the content or appearance of this document is unlawful and offenders may be prosecuted to the fullest extent of the law.

8. Uncertainty Budget

Measurement Uncertainty evaluation template for DUT SAR test (3-6G)

A	c	D	e		f	g	h=c * f / e	i=c * g / e	k
Source of Uncertainty	Tolerance/ Uncertainty	Probability Distributio	Div	Div Value	ci (1g)	ci (10g)	Standard uncertainty	Standard uncertainty	vi, or Veff
Measurement system									
Probe calibration	6.55%	N	1	1	1	1	6.55%	6.55%	∞
<i>Isotropy, Axial</i>	3.50%	R	√3	1.732	1	1	2.02%	2.02%	∞
<i>Isotropy, Hemispherical</i>	9.60%	R	√3	1.732	1	1	5.54%	5.54%	∞
Modulation Response	2.40%	R	√3	1.732	1	1	1.40%	1.40%	∞
Boundary Effect	1.00%	R	√3	1.732	1	1	0.58%	0.58%	∞
Linearity	4.70%	R	√3	1.732	1	1	2.71%	2.71%	∞
Detection Limits	1.00%	R	√3	1.732	1	1	0.58%	0.58%	∞
Readout Electronics	0.30%	N	1	1	1	1	0.30%	0.30%	∞
Response time	0.80%	R	√3	1.732	1	1	0.46%	0.46%	∞
Integration Time	2.60%	R	√3	1.732	1	1	1.50%	1.50%	∞
Measurement drift (class A evaluation)	1.75%	R	√3	1.732	1	1	1.01%	1.01%	∞
RF ambient condition - noise	3.00%	R	√3	1.732	1	1	1.73%	1.73%	∞
RF ambient conditions - reflections	3.00%	R	√3	1.732	1	1	1.73%	1.73%	∞
Probe positioner Mechanical restrictions	0.40%	R	√3	1.732	1	1	0.23%	0.23%	∞
Probe Positioning with respect to phantom shell	2.90%	R	√3	1.732	1	1	1.67%	1.67%	∞
Post-processing	1.00%	R	√3	1.732	1	1	0.58%	0.58%	∞
Max SAR Eval	1.00%	R	√3	1.732	1	1	0.58%	0.58%	∞
Test Sample related									
Test sample positioning	2.90%	N	1	1	1	1	2.90%	2.90%	M-1
Device Holder Uncertainty	3.60%	N	1	1	1	1	3.60%	3.60%	M-1
Drift of output power	5.00%	R	√3	1.732	1	1	2.89%	2.89%	∞
Phantom and Setup									
Phantom Uncertainty	4.00%	R	√3	1.732	1	1	2.31%	2.31%	∞
Liquid permittivity (mea.)	1.32%	N	1	1	0.64	0.43	0.84%	0.57%	M
Liquid Conductivity (mea.)	1.01%	N	1	1	0.6	0.49	0.61%	0.49%	M
Combined standard uncertainty		RSS					11.76%	11.73%	
Expant uncertainty (95% confidence interval), K=2							23.52%	23.46%	

Unless otherwise stated the results shown in this test report refer only to the sample(s) tested and such sample(s) are retained for 90 days only.

除非另有說明，此報告結果僅對測試之樣品負責，同時此樣品僅保留90天。本報告未經本公司書面許可，不可部份複製。

 This document is issued by the Company subject to its General Conditions of Service printed overleaf, available on request or accessible at www.sgs.com/terms_and_conditions.htm and for electronic format documents, subject to Terms and Conditions for Electronic Documents at www.sgs.com/terms_e-document.htm. Attention is drawn to the limitation of liability, indemnification and jurisdiction issues defined therein. Any holder of this document is advised that information contained hereon reflects the Company's findings at the time of its intervention only and within the limits of Client's instructions, if any. The Company's sole responsibility is to its Client and this document does not exonerate parties to a transaction from exercising all their rights and obligations under the transaction documents. This document cannot be reproduced except in full, without prior written approval of the Company. Any unauthorized alteration, forgery or falsification of the content or appearance of this document is unlawful and offenders may be prosecuted to the fullest extent of the law.

Measurement Uncertainty evaluation template for DUT SAR test (0.3-3G)

A	c	D	e		f	g	h=c * f / e	i=c * g / e	k
Source of Uncertainty	Tolerance/ Uncertainty	Probability Distributio	Div	Div Value	ci (1g)	ci (10g)	Standard uncertainty	Standard uncertainty	vi, or Veff
Measurement system									
Probe calibration	6.00%	N	1	1	1	1	6.00%	6.00%	∞
Isotropy, Axial	3.50%	R	√3	1.732	1	1	2.02%	2.02%	∞
Isotropy, Hemispherical	9.60%	R	√3	1.732	1	1	5.54%	5.54%	∞
Modulation Response	2.40%	R	√3	1.732	1	1	1.40%	1.40%	∞
Boundary Effect	1.00%	R	√3	1.732	1	1	0.58%	0.58%	∞
Linearity	4.70%	R	√3	1.732	1	1	2.71%	2.71%	∞
Detection Limits	1.00%	R	√3	1.732	1	1	0.58%	0.58%	∞
Readout Electronics	0.30%	N	1	1	1	1	0.30%	0.30%	∞
Response time	0.80%	R	√3	1.732	1	1	0.46%	0.46%	∞
Integration Time	2.60%	R	√3	1.732	1	1	1.50%	1.50%	∞
Measurement drift (class A evaluation)	1.75%	R	√3	1.732	1	1	1.01%	1.01%	∞
RF ambient condition - noise	3.00%	R	√3	1.732	1	1	1.73%	1.73%	∞
RF ambient conditions - reflections	3.00%	R	√3	1.732	1	1	1.73%	1.73%	∞
Probe positioner Mechanical restrictions	0.40%	R	√3	1.732	1	1	0.23%	0.23%	∞
Probe Positioning with respect to phantom shell	2.90%	R	√3	1.732	1	1	1.67%	1.67%	∞
Post-processing	1.00%	R	√3	1.732	1	1	0.58%	0.58%	∞
Max SAR Eval	1.00%	R	√3	1.732	1	1	0.58%	0.58%	∞
Test Sample related									
Test sample positioning	2.90%	N	1	1	1	1	2.90%	2.90%	M-1
Device Holder Uncertainty	3.60%	N	1	1	1	1	3.60%	3.60%	M-1
Drift of output power	5.00%	R	√3	1.732	1	1	2.89%	2.89%	∞
Phantom and Setup									
Phantom Uncertainty	4.00%	R	√3	1.732	1	1	2.31%	2.31%	∞
Liquid permittivity (mea.)	4.07%	N	1	1	0.64	0.43	2.60%	1.75%	M
Liquid Conductivity (mea.)	4.52%	N	1	1	0.6	0.49	2.71%	2.21%	M
Combined standard uncertainty		RSS					12.02%	11.75%	
Expant uncertainty (95% confidence interval), K=2							24.04%	23.50%	

Unless otherwise stated the results shown in this test report refer only to the sample(s) tested and such sample(s) are retained for 90 days only.

除非另有說明，此報告結果僅對測試之樣品負責，同時此樣品僅保留90天。本報告未經本公司書面許可，不可部份複製。

This document is issued by the Company subject to its General Conditions of Service printed overleaf, available on request or accessible at www.sgs.com/terms_and_conditions.htm and for electronic format documents, subject to Terms and Conditions for Electronic Documents at www.sgs.com/terms_e-document.htm. Attention is drawn to the limitation of liability, indemnification and jurisdiction issues defined therein. Any holder of this document is advised that information contained hereon reflects the Company's findings at the time of its intervention only and within the limits of Client's instructions, if any. The Company's sole responsibility is to its Client and this document does not exonerate parties to a transaction from exercising all their rights and obligations under the transaction documents. This document cannot be reproduced except in full, without prior written approval of the Company. Any unauthorized alteration, forgery or falsification of the content or appearance of this document is unlawful and offenders may be prosecuted to the fullest extent of the law.

9. Phantom Description

Schmid & Partner Engineering AG

s p e a g

Zeughausstrasse 43, 8004 Zurich, Switzerland
 Phone +41 44 245 9700, Fax +41 44 245 9779
 info@speg.com, http://www.speg.com

Certificate of Conformity / First Article Inspection

Item	Oval Flat Phantom ELI 5.0
Type No	QD OVA 002 A
Series No	1108 and higher
Manufacturer	Untersee Composites Knebelstrasse 8, CH-8268 Mannenbach, Switzerland

Tests

Complete tests were made on the prototype units QD OVA 001 A, pre-series units QD OVA 001 B as well as on some series units QD OVA 001 B. Some tests are made on all series units QD OVA 002 A.

Test	Requirement	Details	Units tested
Shape	Internal dimensions, depth and sagging are compatible with standards	Bottom elliptical 600 x 400 mm, Depth 190 mm, dimension compliant with [1] for f > 375 MHz	Prototypes
Material thickness	Bottom: 2.0mm +/- 0.2mm	dimension compliant with [3] for f > 800 MHz	all
Material parameters	rel. permittivity 2 – 5, loss tangent ≤ 0.05, at f ≤ 6 GHz	rel. permittivity 3.5 +/- 0.5 loss tangent ≤ 0.05	Material samples
Material resistivity	Compatibility with tissue simulating liquids .	Compatible with SPEAG liquids. **	Phantoms, Material sample
Sagging	Sagging of the flat section in tolerance when filled with tissue simulating liquid.	within tolerance for filling height up to 155 mm	Prototypes, samples

** Note: Compatibility restrictions apply certain liquid components mentioned in the standard, containing e.g. DGBE, DGMHE or Triton X-100. Observe technical note on material compatibility.

Standards

- [1] OET Bulletin 65, Supplement C, "Evaluating Compliance with FCC Guidelines for Human Exposure to Radiofrequency Electromagnetic Fields", Edition 01-01
- [2] IEEE 1528-2003, "Recommended Practice for Determining the Peak Spatial-Average Specific Absorption Rate (SAR) in the Human Head from Wireless Communications Devices: Measurement Techniques, December 2003
- [3] IEC 62209-1 ed1.0, "Human exposure to radio frequency fields from hand-held and body-mounted wireless communication devices - Human models, instrumentation, and procedures - Part 1: Procedure to determine the specific absorption rate (SAR) for hand-held devices used in close proximity to the ear (frequency range of 300 MHz to 3 GHz)", 2005-02-18
- [4] IEC 62209-2 ed1.0, "Human exposure to radio frequency fields from hand-held and body-mounted wireless communication devices - Human models, instrumentation, and procedures - Part 2: Procedure to determine the specific absorption rate (SAR) for wireless communication devices used in close proximity to the human body (frequency range of 30 MHz to 6 GHz)", 2010-03-30

Conformity

Based on the sample tests above, we certify that this item is in compliance with the uncertainty requirements of body-worn SAR measurements and system performance checks as specified in [1 – 4] and further standards.

Date 25.7.2011

Signature / Stamp

s p e a g

Schmid & Partner Engineering AG
 Zeughausstrasse 43, 8004 Zurich, Switzerland
 Phone +41 44 245 9700, Fax +41 44 245 9779
 info@speg.com, http://www.speg.com

Unless otherwise stated the results shown in this test report refer only to the sample(s) tested and such sample(s) are retained for 90 days only.

除非另有說明，此報告結果僅對測試之樣品負責，同時此樣品僅保留90天。本報告未經本公司書面許可，不可部份複製。

This document is issued by the Company subject to its General Conditions of Service printed overleaf, available on request or accessible at www.sgs.com/terms_and_conditions.htm and for electronic format documents, subject to Terms and Conditions for Electronic Documents at www.sgs.com/terms_e-document.htm. Attention is drawn to the limitation of liability, indemnification and jurisdiction issues defined therein. Any holder of this document is advised that information contained hereon reflects the Company's findings at the time of its intervention only and within the limits of Client's instructions, if any. The Company's sole responsibility is to its Client and this document does not exonerate parties to a transaction from exercising all their rights and obligations under the transaction documents. This document cannot be reproduced except in full, without prior written approval of the Company. Any unauthorized alteration, forgery or falsification of the content or appearance of this document is unlawful and offenders may be prosecuted to the fullest extent of the law.

10. System Validation from Original Equipment Supplier

**Calibration Laboratory of
Schmid & Partner
Engineering AG**
Zeughausstrasse 43, 8004 Zurich, Switzerland




S Schweizerischer Kalibrierdienst
C Service suisse d'étalonnage
S Servizio svizzero di taratura
S Swiss Calibration Service

Accredited by the Swiss Accreditation Service (SAS)
The Swiss Accreditation Service is one of the signatories to the EA
Multilateral Agreement for the recognition of calibration certificates

Accreditation No.: **SCS 0108**

Client: **SGS-TW (Auden)** Certificate No.: **D750V3-1015_Aug17**

CALIBRATION CERTIFICATE

Object: **D750V3 - SN:1015**

Calibration procedure(s): **QA CAL-05 v9
Calibration procedure for dipole validation kits, above 700 MHz**

Calibration date: **August 21, 2017**

This calibration certificate documents the traceability to national standards, which realize the physical units of measurements (SI).
The measurements and the uncertainties with confidence probability are given on the following pages and are part of the certificate.

All calibrations have been conducted in the closed laboratory facility, environment temperature (22 ± 3)°C and humidity < 70%.

Calibration Equipment used (M&TE critical for calibration)

Primary Standards	ID #	Cal Date (Certificate No.)	Scheduled Calibration
Power meter NRP	SN: 104778	04-Apr-17 (No. 217-02521/02522)	Apr-18
Power sensor NRP-Z91	SN: 103244	04-Apr-17 (No. 217-02521)	Apr-18
Power sensor NRP-Z01	SN: 103245	04-Apr-17 (No. 217-02522)	Apr-18
Reference 20 dB Attenuator	SN: 5055 (20k)	07-Apr-17 (No. 217-02528)	Apr-18
Type-N mismatch combination	SN: 5047.2 / D5327	07-Apr-17 (No. 217-02529)	Apr-18
Reference Probe EX3DVA	SN: 7349	31-May-17 (No. EX3-7349_May17)	May-18
DAE4	SN: 601	29-Mar-17 (No. DAE4-601_Mar17)	Mar-18

Secondary Standards	ID #	Check Date (in house)	Scheduled Check
Power meter EPM-442A	SN: GB37460704	07-Oct-15 (in house check Oct-16)	in house check Oct-18
Power sensor HP 8461A	SN: US37292783	07-Oct-15 (in house check Oct-16)	in house check Oct-18
Power sensor HP B401A	SN: MY41092317	07-Oct-15 (in house check Oct-16)	in house check Oct-18
RF generator R&S SMT-08	SN: 100072	15-Jun-15 (in house check Oct-16)	in house check Oct-18
Network Analyzer HP 8753E	SN: US37390565	18-Oct-01 (in house check Oct-16)	in house check Oct-17

Calibrated by: **Guido Lauber** Laboratory Technician

Approved by: **Katja Polzenc** Technical Manager

Signature: 

Signature: 

Issued: August 21, 2017

This calibration certificate shall not be reproduced except in full without written approval of the laboratory.

Certificate No.: D750V3-1015_Aug17

Page 1 of 8

Unless otherwise stated the results shown in this test report refer only to the sample(s) tested and such sample(s) are retained for 90 days only.

除非另有說明，此報告結果僅對測試之樣品負責，同時此樣品僅保留90天。本報告未經本公司書面許可，不可部份複製。

This document is issued by the Company subject to its General Conditions of Service printed overleaf, available on request or accessible at www.sgs.com/terms_and_conditions.htm and for electronic format documents, subject to Terms and Conditions for Electronic Documents at www.sgs.com/terms_e-document.htm. Attention is drawn to the limitation of liability, indemnification and jurisdiction issues defined therein. Any holder of this document is advised that information contained hereon reflects the Company's findings at the time of its intervention only and within the limits of Client's instructions, if any. The Company's sole responsibility is to its Client and this document does not exonerate parties to a transaction from exercising all their rights and obligations under the transaction documents. This document cannot be reproduced except in full, without prior written approval of the Company. Any unauthorized alteration, forgery or falsification of the content or appearance of this document is unlawful and offenders may be prosecuted to the fullest extent of the law.

**Calibration Laboratory of
Schmid & Partner
Engineering AG**
Zeughausstrasse 43, 8004 Zurich, Switzerland



S Schweizerischer Kalibrierdienst
C Service suisse d'étalonnage
S Servizio svizzero di taratura
S Swiss Calibration Service

Accredited by the Swiss Accreditation Service (SAS)
The Swiss Accreditation Service is one of the signatories to the EA
Multilateral Agreement for the recognition of calibration certificates

Accreditation No.: SCS 0108

Glossary:

TSL tissue simulating liquid
ConvF sensitivity in TSL / NORM x.y.z
N/A not applicable or not measured

Calibration is Performed According to the Following Standards:

- IEEE Std 1528-2013, "IEEE Recommended Practice for Determining the Peak Spatial-Averaged Specific Absorption Rate (SAR) in the Human Head from Wireless Communications Devices: Measurement Techniques", June 2013
- IEC 62209-1, "Measurement procedure for the assessment of Specific Absorption Rate (SAR) from hand-held and body-mounted devices used next to the ear (frequency range of 300 MHz to 6 GHz)", July 2016
- IEC 62209-2, "Procedure to determine the Specific Absorption Rate (SAR) for wireless communication devices used in close proximity to the human body (frequency range of 30 MHz to 6 GHz)", March 2010
- KDB 865664, "SAR Measurement Requirements for 100 MHz to 6 GHz"

Additional Documentation:

- DASY4/5 System Handbook

Methods Applied and Interpretation of Parameters:

- Measurement Conditions:** Further details are available from the Validation Report at the end of the certificate. All figures stated in the certificate are valid at the frequency indicated.
- Antenna Parameters with TSL:** The dipole is mounted with the spacer to position its feed point exactly below the center marking of the flat phantom section, with the arms oriented parallel to the body axis.
- Feed Point Impedance and Return Loss:** These parameters are measured with the dipole positioned under the liquid filled phantom. The impedance stated is transformed from the measurement at the SMA connector to the feed point. The Return Loss ensures low reflected power. No uncertainty required.
- Electrical Delay:** One-way delay between the SMA connector and the antenna feed point. No uncertainty required.
- SAR measured:** SAR measured at the stated antenna input power.
- SAR normalized:** SAR as measured, normalized to an input power of 1 W at the antenna connector.
- SAR for nominal TSL parameters:** The measured TSL parameters are used to calculate the nominal SAR result.

The reported uncertainty of measurement is stated as the standard uncertainty of measurement multiplied by the coverage factor $k=2$, which for a normal distribution corresponds to a coverage probability of approximately 95%.

Unless otherwise stated the results shown in this test report refer only to the sample(s) tested and such sample(s) are retained for 90 days only.

除非另有說明，此報告結果僅對測試之樣品負責，同時此樣品僅保留90天。本報告未經本公司書面許可，不可部份複製。

This document is issued by the Company subject to its General Conditions of Service printed overleaf, available on request or accessible at www.sgs.com/terms_and_conditions.htm and for electronic format documents, subject to Terms and Conditions for Electronic Documents at www.sgs.com/terms_e-document.htm. Attention is drawn to the limitation of liability, indemnification and jurisdiction issues defined therein. Any holder of this document is advised that information contained hereon reflects the Company's findings at the time of its intervention only and within the limits of Client's instructions, if any. The Company's sole responsibility is to its Client and this document does not exonerate parties to a transaction from exercising all their rights and obligations under the transaction documents. This document cannot be reproduced except in full, without prior written approval of the Company. Any unauthorized alteration, forgery or falsification of the content or appearance of this document is unlawful and offenders may be prosecuted to the fullest extent of the law.

Measurement Conditions

DASY system configuration, as far as not given on page 1.

DASY Version	DASY5	V52.10.0
Extrapolation	Advanced Extrapolation	
Phantom	Modular Flat Phantom	
Distance Dipole Center - TSL	15 mm	with Spacer
Zoom Scan Resolution	$\Delta x, \Delta y, \Delta z = 5 \text{ mm}$	
Frequency	750 MHz \pm 1 MHz	

Head TSL parameters

The following parameters and calculations were applied.

	Temperature	Permittivity	Conductivity
Nominal Head TSL parameters	22.0 °C	41.9	0.89 mho/m
Measured Head TSL parameters	$(22.0 \pm 0.2) \text{ }^\circ\text{C}$	$41.1 \pm 6 \%$	$0.90 \text{ mho/m} \pm 5 \%$
Head TSL temperature change during test	< 0.5 °C	—	—

SAR result with Head TSL

SAR averaged over 1 cm ³ (1 g) of Head TSL	Condition	
SAR measured	250 mW input power	2.09 W/kg
SAR for nominal Head TSL parameters	normalized to 1W	$8.25 \text{ W/kg} \pm 17.0 \%$ (k=2)

SAR averaged over 10 cm ³ (10 g) of Head TSL	Condition	
SAR measured	250 mW input power	1.35 W/kg
SAR for nominal Head TSL parameters	normalized to 1W	$5.36 \text{ W/kg} \pm 16.5 \%$ (k=2)

Body TSL parameters

The following parameters and calculations were applied.

	Temperature	Permittivity	Conductivity
Nominal Body TSL parameters	22.0 °C	55.5	0.96 mho/m
Measured Body TSL parameters	$(22.0 \pm 0.2) \text{ }^\circ\text{C}$	$55.5 \pm 6 \%$	$0.96 \text{ mho/m} \pm 6 \%$
Body TSL temperature change during test	< 0.5 °C	—	—

SAR result with Body TSL

SAR averaged over 1 cm ³ (1 g) of Body TSL	Condition	
SAR measured	250 mW input power	2.19 W/kg
SAR for nominal Body TSL parameters	normalized to 1W	$8.76 \text{ W/kg} \pm 17.0 \%$ (k=2)

SAR averaged over 10 cm ³ (10 g) of Body TSL	Condition	
SAR measured	250 mW input power	1.44 W/kg
SAR for nominal Body TSL parameters	normalized to 1W	$5.76 \text{ W/kg} \pm 16.5 \%$ (k=2)

Unless otherwise stated the results shown in this test report refer only to the sample(s) tested and such sample(s) are retained for 90 days only.

除非另有說明，此報告結果僅對測試之樣品負責，同時此樣品僅保留90天。本報告未經本公司書面許可，不可部份複製。

This document is issued by the Company subject to its General Conditions of Service printed overleaf, available on request or accessible at www.sgs.com/terms_and_conditions.htm and for electronic format documents, subject to Terms and Conditions for Electronic Documents at www.sgs.com/terms_e-document.htm. Attention is drawn to the limitation of liability, indemnification and jurisdiction issues defined therein. Any holder of this document is advised that information contained hereon reflects the Company's findings at the time of its intervention only and within the limits of Client's instructions, if any. The Company's sole responsibility is to its Client and this document does not exonerate parties to a transaction from exercising all their rights and obligations under the transaction documents. This document cannot be reproduced except in full, without prior written approval of the Company. Any unauthorized alteration, forgery or falsification of the content or appearance of this document is unlawful and offenders may be prosecuted to the fullest extent of the law.

Appendix (Additional assessments outside the scope of SCS 0108)

Antenna Parameters with Head TSL

Impedance, transformed to feed point	53.9 Ω + 0.3 j Ω
Return Loss	+ 28.6 dB

Antenna Parameters with Body TSL

Impedance, transformed to feed point	48.6 Ω - 3.4 j Ω
Return Loss	- 28.4 dB

General Antenna Parameters and Design

Electrical Delay (one direction)	1.037 ns
----------------------------------	----------

After long term use with 100W radiated power, only a slight warming of the dipole near the feedpoint can be measured.

The dipole is made of standard semirigid coaxial cable. The center conductor of the feeding line is directly connected to the second arm of the dipole. The antenna is therefore short-circuited for DC-signals. On some of the dipoles, small end caps are added to the dipole arms in order to improve matching when loaded according to the position as explained in the "Measurement Conditions" paragraph. The SAR data are not affected by this change. The overall dipole length is still according to the Standard.

No excessive force must be applied to the dipole arms, because they might bend or the soldered connections near the feedpoint may be damaged.

Additional EUT Data

Manufactured by	SPEAG
Manufactured on	March 22, 2010

Unless otherwise stated the results shown in this test report refer only to the sample(s) tested and such sample(s) are retained for 90 days only.

除非另有說明，此報告結果僅對測試之樣品負責，同時此樣品僅保留90天。本報告未經本公司書面許可，不可部份複製。

This document is issued by the Company subject to its General Conditions of Service printed overleaf, available on request or accessible at www.sgs.com/terms_and_conditions.htm and for electronic format documents, subject to Terms and Conditions for Electronic Documents at www.sgs.com/terms_e-document.htm. Attention is drawn to the limitation of liability, indemnification and jurisdiction issues defined therein. Any holder of this document is advised that information contained hereon reflects the Company's findings at the time of its intervention only and within the limits of Client's instructions, if any. The Company's sole responsibility is to its Client and this document does not exonerate parties to a transaction from exercising all their rights and obligations under the transaction documents. This document cannot be reproduced except in full, without prior written approval of the Company. Any unauthorized alteration, forgery or falsification of the content or appearance of this document is unlawful and offenders may be prosecuted to the fullest extent of the law.

DASY5 Validation Report for Head TSL

Date: 18.08.2017

Test Laboratory: SPEAG, Zurich, Switzerland

DUT: Dipole 750 MHz; Type: D750V3; Serial: D750V3 - SN:1015


Communication System: UID 0 - CW; Frequency: 750 MHz
 Medium parameters used: $f = 750 \text{ MHz}$; $\sigma = 0.9 \text{ S/m}$; $\epsilon_r = 41.1$; $\rho = 1000 \text{ kg/m}^3$
 Phantom section: Flat Section
 Measurement Standard: DASY5 (IEEE/IEC/ANSI C63.19-2011)

DASY52 Configuration:

- Probe: EX3DV4 - SN7349; ConvF(10.49, 10.49, 10.49); Calibrated: 31.05.2017;
- Sensor-Surface: 1.4mm (Mechanical Surface Detection)
- Electronics: DAE4 Sn601; Calibrated: 28.03.2017
- Phantom: Flat Phantom 4.9 (front); Type: QD 00L P49 AA; Serial: 1001
- DASY52 52.10.0(1446); SEMCAD X 14.6.10(7417)

Dipole Calibration for Head Tissue/Pin=250 mW, d=15mm/Zoom Scan (7x7x7)/Cube 0:

Measurement grid: $dx=5\text{mm}$, $dy=5\text{mm}$, $dz=5\text{mm}$
 Reference Value = 58.52 V/m; Power Drift = 0.01 dB
 Peak SAR (extrapolated) = 3.21 W/kg
SAR(1 g) = 2.09 W/kg; SAR(10 g) = 1.35 W/kg
 Maximum value of SAR (measured) = 2.82 W/kg

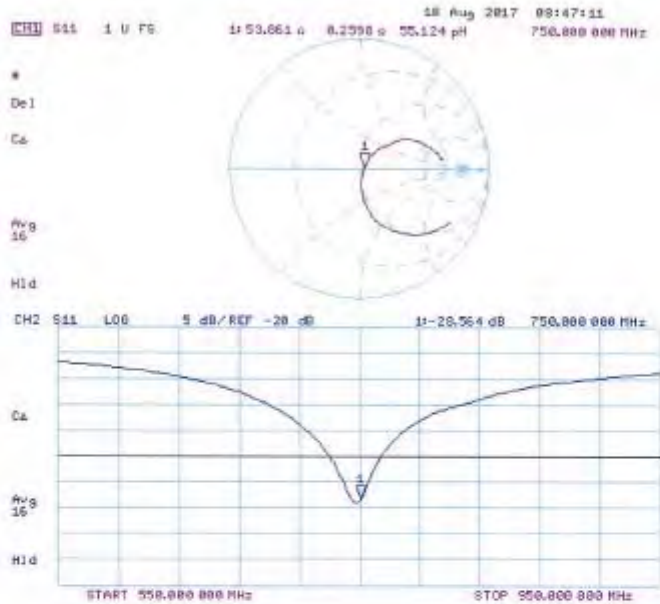


Unless otherwise stated the results shown in this test report refer only to the sample(s) tested and such sample(s) are retained for 90 days only.

除非另有說明，此報告結果僅對測試之樣品負責，同時此樣品僅保留90天。本報告未經本公司書面許可，不可部份複製。

This document is issued by the Company subject to its General Conditions of Service printed overleaf, available on request or accessible at www.sgs.com/terms_and_conditions.htm and for electronic format documents, subject to Terms and Conditions for Electronic Documents at www.sgs.com/terms_e-document.htm. Attention is drawn to the limitation of liability, indemnification and jurisdiction issues defined therein. Any holder of this document is advised that information contained hereon reflects the Company's findings at the time of its intervention only and within the limits of Client's instructions, if any. The Company's sole responsibility is to its Client and this document does not exonerate parties to a transaction from exercising all their rights and obligations under the transaction documents. This document cannot be reproduced except in full, without prior written approval of the Company. Any unauthorized alteration, forgery or falsification of the content or appearance of this document is unlawful and offenders may be prosecuted to the fullest extent of the law.

Impedance Measurement Plot for Head TSL



Unless otherwise stated the results shown in this test report refer only to the sample(s) tested and such sample(s) are retained for 90 days only.

除非另有說明，此報告結果僅對測試之樣品負責，同時此樣品僅保留90天。本報告未經本公司書面許可，不可部份複製。

This document is issued by the Company subject to its General Conditions of Service printed overleaf, available on request or accessible at www.sgs.com/terms_and_conditions.htm and for electronic format documents, subject to Terms and Conditions for Electronic Documents at www.sgs.com/terms_e-document.htm. Attention is drawn to the limitation of liability, indemnification and jurisdiction issues defined therein. Any holder of this document is advised that information contained hereon reflects the Company's findings at the time of its intervention only and within the limits of Client's instructions, if any. The Company's sole responsibility is to its Client and this document does not exonerate parties to a transaction from exercising all their rights and obligations under the transaction documents. This document cannot be reproduced except in full, without prior written approval of the Company. Any unauthorized alteration, forgery or falsification of the content or appearance of this document is unlawful and offenders may be prosecuted to the fullest extent of the law.

DASY5 Validation Report for Body TSL

Date: 21.08.2017

Test Laboratory: SPEAG, Zurich, Switzerland

DUT: Dipole 750 MHz; Type: D750V3; Serial: D750V3 - SN:1015


Communication System: UID 0 - CW; Frequency: 750 MHz
 Medium parameters used: $f = 750 \text{ MHz}$; $\sigma = 0.96 \text{ S/m}$; $\epsilon_r = 55.5$; $\rho = 1000 \text{ kg/m}^3$
 Phantom section: Flat Section
 Measurement Standard: DASY5 (IEEE/IEC/ANSI C63.19-2011)

DASY52 Configuration:

- Probe: EX3DV4 - SN7349; ConvF(10.35, 10.35, 10.35); Calibrated: 31.05.2017;
- Sensor-Surface: 1.4mm (Mechanical Surface Detection)
- Electronics: DAE4 Sn601; Calibrated: 28.03.2017
- Phantom: Flat Phantom 4.9 (Back); Type: QD 00R P49 AA; Serial: 1005
- DASY52 52.10.0(1446); SEMCAD X 14.6.10(7417)

Dipole Calibration for Body Tissue/Pin=250 mW, d=15mm/Zoom Scan (7x7x7)/Cube 0:

Measurement grid: $dx=5\text{mm}$, $dy=5\text{mm}$, $dz=5\text{mm}$
 Reference Value = 57.77 V/m; Power Drift = -0.00 dB
 Peak SAR (extrapolated) = 3.27 W/kg
SAR(1 g) = 2.19 W/kg; SAR(10 g) = 1.44 W/kg
 Maximum value of SAR (measured) = 2.89 W/kg

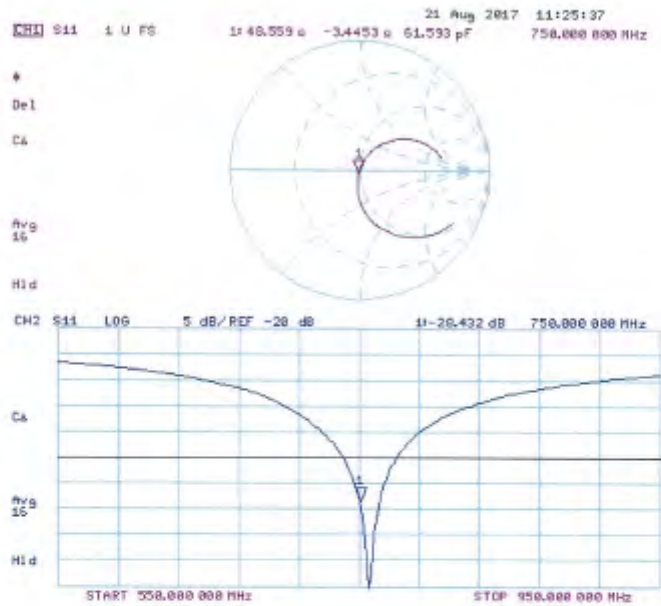


Unless otherwise stated the results shown in this test report refer only to the sample(s) tested and such sample(s) are retained for 90 days only.

除非另有說明，此報告結果僅對測試之樣品負責，同時此樣品僅保留90天。本報告未經本公司書面許可，不可部份複製。

This document is issued by the Company subject to its General Conditions of Service printed overleaf, available on request or accessible at www.sgs.com/terms_and_conditions.htm and for electronic format documents, subject to Terms and Conditions for Electronic Documents at www.sgs.com/terms_e-document.htm. Attention is drawn to the limitation of liability, indemnification and jurisdiction issues defined therein. Any holder of this document is advised that information contained hereon reflects the Company's findings at the time of its intervention only and within the limits of Client's instructions, if any. The Company's sole responsibility is to its Client and this document does not exonerate parties to a transaction from exercising all their rights and obligations under the transaction documents. This document cannot be reproduced except in full, without prior written approval of the Company. Any unauthorized alteration, forgery or falsification of the content or appearance of this document is unlawful and offenders may be prosecuted to the fullest extent of the law.

Impedance Measurement Plot for Body TSL



Unless otherwise stated the results shown in this test report refer only to the sample(s) tested and such sample(s) are retained for 90 days only.

除非另有說明，此報告結果僅對測試之樣品負責，同時此樣品僅保留90天。本報告未經本公司書面許可，不可部份複製。

This document is issued by the Company subject to its General Conditions of Service printed overleaf, available on request or accessible at www.sgs.com/terms_and_conditions.htm and for electronic format documents, subject to Terms and Conditions for Electronic Documents at www.sgs.com/terms_e-document.htm. Attention is drawn to the limitation of liability, indemnification and jurisdiction issues defined therein. Any holder of this document is advised that information contained hereon reflects the Company's findings at the time of its intervention only and within the limits of Client's instructions, if any. The Company's sole responsibility is to its Client and this document does not exonerate parties to a transaction from exercising all their rights and obligations under the transaction documents. This document cannot be reproduced except in full, without prior written approval of the Company. Any unauthorized alteration, forgery or falsification of the content or appearance of this document is unlawful and offenders may be prosecuted to the fullest extent of the law.

**Calibration Laboratory of
Schmid & Partner
Engineering AG**
Zaughausstrasse 43, 8664 Zurich, Switzerland



S Schweizerischer Kalibrierdienst
C Service suisse d'étalonnage
S Servizio svizzero di taratura
S Swiss Calibration Service

Accredited by the Swiss Accreditation Service (SAS).
The Swiss Accreditation Service is one of the signatories to the EA
Multilateral Agreement for the recognition of calibration certificates

Accreditation No.: **SCS 0108**

Client **SGS-TW (Auden)**

Certificate No: **D835V2-4d063_Aug17**

CALIBRATION CERTIFICATE

Object: **D835V2 - SN:4d063**

Calibration procedure(s): **QA CAL-05.v9
Calibration procedure for dipole validation kits above 700 MHz**

Calibration date: **August 21, 2017**

This calibration certificate documents the traceability to national standards, which realize the physical units of measurements (SI).
The measurements and the uncertainties with confidence probability are given on the following pages and are part of the certificate.

All calibrations have been conducted in the closed laboratory facility, environment temperature (22 ± 3)°C and humidity < 70%.

Calibration Equipment used (M&TE critical for calibration)

Primary Standards	ID #	Cal Date (Certificate No.)	Scheduled Calibration
Power meter NRP	SN: 104778	04-Apr-17 (No. 217-02521/02522)	Apr-18
Power sensor NRP-Z51	SN: 103244	04-Apr-17 (No. 217-02521)	Apr-18
Power sensor NRP Z51	SN: 103245	04-Apr-17 (No. 217-02522)	Apr-18
Reference 20 dB Attenuator	SN: 5058 (20k)	07-Apr-17 (No. 217-02528)	Apr-18
Type-N mismatch combination	SN: 5047.2 / 09327	07-Apr-17 (No. 217-02529)	Apr-18
Reference Probe EX3DV4	SN: 7349	31-May-17 (No. EX3-7349_May17)	May-18
DAEA	SN: 601	28-Mar-17 (No. DAE4-601_Mar17)	Mar-18
Secondary Standards	ID #	Check Date (in house)	Scheduled Check
Power meter EPM-442A	SN: GB37480704	07-Oct-15 (in house check Oct-16)	In house check Oct-18
Power sensor HP 8481A	SN: US37292783	07-Oct-15 (in house check Oct-16)	In house check Oct-18
Power sensor HP 8481A	SN: MY41062317	07-Oct-15 (in house check Oct-16)	In house check Oct-18
RF generator R&S SMT-06	SN: 100972	15-Jun-15 (in house check Oct-16)	In house check Oct-18
Network Analyzer HP 8753E	SN: US37390985	18-Oct-01 (in house check Oct-16)	In house check Oct-17

Calibrated by: **Claudio Leubner** (Name), **Laboratory Technician** (Function), *[Signature]* (Signature)

Approved by: **Katja Polovic** (Name), **Technical Manager** (Function), *[Signature]* (Signature)

Issued: August 21, 2017

This calibration certificate shall not be reproduced except in full without written approval of the laboratory.

Certificate No: D835V2-4d063_Aug17

Page 1 of 8

Unless otherwise stated the results shown in this test report refer only to the sample(s) tested and such sample(s) are retained for 90 days only.

除非另有說明，此報告結果僅對測試之樣品負責，同時此樣品僅保留90天。本報告未經本公司書面許可，不可部份複製。

This document is issued by the Company subject to its General Conditions of Service printed overleaf, available on request or accessible at www.sgs.com/terms_and_conditions.htm and for electronic format documents, subject to Terms and Conditions for Electronic Documents at www.sgs.com/terms_e-document.htm. Attention is drawn to the limitation of liability, indemnification and jurisdiction issues defined therein. Any holder of this document is advised that information contained hereon reflects the Company's findings at the time of its intervention only and within the limits of Client's instructions, if any. The Company's sole responsibility is to its Client and this document does not exonerate parties to a transaction from exercising all their rights and obligations under the transaction documents. This document cannot be reproduced except in full, without prior written approval of the Company. Any unauthorized alteration, forgery or falsification of the content or appearance of this document is unlawful and offenders may be prosecuted to the fullest extent of the law.

**Calibration Laboratory of
Schmid & Partner
Engineering AG**
Zeughausstrasse 43, 8004 Zurich, Switzerland



S Schweizerischer Kalibrierdienst
S Service suisse d'étalonnage
C Servizio svizzero di tarature
S Swiss Calibration Service

Accredited by the Swiss Accreditation Service (SAS)
The Swiss Accreditation Service is one of the signatories to the EA
Multilateral Agreement for the recognition of calibration certificates

Accreditation No.: **SCS 0108**

Glossary:

TSL tissue simulating liquid
ConvF sensitivity in TSL / NORM x,y,z
N/A not applicable or not measured

Calibration is Performed According to the Following Standards:

- a) IEEE Std 1528-2013, "IEEE Recommended Practice for Determining the Peak Spatial-Averaged Specific Absorption Rate (SAR) in the Human Head from Wireless Communications Devices: Measurement Techniques", June 2013
- b) IEC 62209-1, "Measurement procedure for the assessment of Specific Absorption Rate (SAR) from hand-held and body-mounted devices used next to the ear (frequency range of 300 MHz to 6 GHz)", July 2016
- c) IEC 62209-2, "Procedure to determine the Specific Absorption Rate (SAR) for wireless communication devices used in close proximity to the human body (frequency range of 30 MHz to 6 GHz)", March 2010
- d) KDB 865664, "SAR Measurement Requirements for 100 MHz to 6 GHz"

Additional Documentation:

- e) DASY4/5 System Handbook

Methods Applied and Interpretation of Parameters:

- *Measurement Conditions:* Further details are available from the Validation Report at the end of the certificate. All figures stated in the certificate are valid at the frequency indicated.
- *Antenna Parameters with TSL:* The dipole is mounted with the spacer to position its feed point exactly below the center marking of the flat phantom section, with the arms oriented parallel to the body axis.
- *Feed Point Impedance and Return Loss:* These parameters are measured with the dipole positioned under the liquid filled phantom. The impedance stated is transformed from the measurement at the SMA connector to the feed point. The Return Loss ensures low reflected power. No uncertainty required.
- *Electrical Delay:* One-way delay between the SMA connector and the antenna feed point. No uncertainty required.
- *SAR measured:* SAR measured at the stated antenna input power.
- *SAR normalized:* SAR as measured, normalized to an input power of 1 W at the antenna connector.
- *SAR for nominal TSL parameters:* The measured TSL parameters are used to calculate the nominal SAR result.

The reported uncertainty of measurement is stated as the standard uncertainty of measurement multiplied by the coverage factor $k=2$, which for a normal distribution corresponds to a coverage probability of approximately 95%.

Unless otherwise stated the results shown in this test report refer only to the sample(s) tested and such sample(s) are retained for 90 days only.

除非另有說明，此報告結果僅對測試之樣品負責，同時此樣品僅保留90天。本報告未經本公司書面許可，不可部份複製。

This document is issued by the Company subject to its General Conditions of Service printed overleaf, available on request or accessible at www.sgs.com/terms_and_conditions.htm and for electronic format documents, subject to Terms and Conditions for Electronic Documents at www.sgs.com/terms_e-document.htm. Attention is drawn to the limitation of liability, indemnification and jurisdiction issues defined therein. Any holder of this document is advised that information contained hereon reflects the Company's findings at the time of its intervention only and within the limits of Client's instructions, if any. The Company's sole responsibility is to its Client and this document does not exonerate parties to a transaction from exercising all their rights and obligations under the transaction documents. This document cannot be reproduced except in full, without prior written approval of the Company. Any unauthorized alteration, forgery or falsification of the content or appearance of this document is unlawful and offenders may be prosecuted to the fullest extent of the law.

Measurement Conditions

DASY system configuration, as far as not given on page 1.

DASY Version	DASYS	v52.10.0
Extrapolation	Advanced Extrapolation	
Phantom	Modular Flat Phantom	
Distance Dipole Center - TSL	15 mm	with spacer
Zoom Scan Resolution	dx, dy, dz = 5 mm	
Frequency	835 MHz ± 1 MHz	

Head TSL parameters

The following parameters and calculations were applied.

	Temperature	Permittivity	Conductivity
Nominal Head TSL parameters	22.0 °C	41.5	0.90 mho/m
Measured Head TSL parameters	(22.0 ± 0.2) °C	40.9 ± 6 %	0.93 mho/m ± 6 %
Head TSL temperature change during test	< 0.5 °C	—	—

SAR result with Head TSL

SAR averaged over 1 cm ³ (1 g) of Head TSL	Condition	
SAR measured	250 mW input power	2.40 W/kg
SAR for nominal Head TSL parameters	normalized to 1W	9.34 W/kg ± 17.0 % (k=2)

SAR averaged over 10 cm ³ (10 g) of Head TSL	condition	
SAR measured	250 mW input power	1.55 W/kg
SAR for nominal Head TSL parameters	normalized to 1W	6.07 W/kg ± 16.5 % (k=2)

Body TSL parameters

The following parameters and calculations were applied.

	Temperature	Permittivity	Conductivity
Nominal Body TSL parameters	22.0 °C	56.2	0.97 mho/m
Measured Body TSL parameters	(22.0 ± 0.2) °C	55.3 ± 6 %	0.98 mho/m ± 6 %
Body TSL temperature change during test	< 0.5 °C	—	—

SAR result with Body TSL

SAR averaged over 1 cm ³ (1 g) of Body TSL	Condition	
SAR measured	250 mW input power	2.41 W/kg
SAR for nominal Body TSL parameters	normalized to 1W	9.57 W/kg ± 17.0 % (k=2)

SAR averaged over 10 cm ³ (10 g) of Body TSL	condition	
SAR measured	250 mW input power	1.58 W/kg
SAR for nominal Body TSL parameters	normalized to 1W	6.28 W/kg ± 16.5 % (k=2)

Unless otherwise stated the results shown in this test report refer only to the sample(s) tested and such sample(s) are retained for 90 days only.

除非另有說明，此報告結果僅對測試之樣品負責，同時此樣品僅保留90天。本報告未經本公司書面許可，不可部份複製。

This document is issued by the Company subject to its General Conditions of Service printed overleaf, available on request or accessible at www.sgs.com/terms_and_conditions.htm and for electronic format documents, subject to Terms and Conditions for Electronic Documents at www.sgs.com/terms_e-document.htm. Attention is drawn to the limitation of liability, indemnification and jurisdiction issues defined therein. Any holder of this document is advised that information contained hereon reflects the Company's findings at the time of its intervention only and within the limits of Client's instructions, if any. The Company's sole responsibility is to its Client and this document does not exonerate parties to a transaction from exercising all their rights and obligations under the transaction documents. This document cannot be reproduced except in full, without prior written approval of the Company. Any unauthorized alteration, forgery or falsification of the content or appearance of this document is unlawful and offenders may be prosecuted to the fullest extent of the law.

Appendix (Additional assessments outside the scope of SCS 0108)
Antenna Parameters with Head TSL

Impedance, transformed to feed point	51.1 Ω - 2.7 $j\Omega$
Return Loss	-30.6 dB

Antenna Parameters with Body TSL

Impedance, transformed to feed point	47.2 Ω - 5.2 $j\Omega$
Return Loss	-24.4 dB

General Antenna Parameters and Design

Electrical Delay (one direction)	1.367 ns
----------------------------------	----------

After long term use with 100W radiated power, only a slight warming of the dipole near the feedpoint can be measured.

The dipole is made of standard semirigid coaxial cable. The center conductor of the feeding line is directly connected to the second arm of the dipole. The antenna is therefore short-circuited for DC-signals. On some of the dipoles, small end caps are added to the dipole arms in order to improve matching when loaded according to the position as explained in the "Measurement Conditions" paragraph. The SAR data are not affected by this change. The overall dipole length is still according to the Standard.

No excessive force must be applied to the dipole arms, because they might bend or the soldered connections near the feedpoint may be damaged.

Additional EUT Data

Manufactured by	SPEAG
Manufactured on	November 27, 2006

Unless otherwise stated the results shown in this test report refer only to the sample(s) tested and such sample(s) are retained for 90 days only.

除非另有說明，此報告結果僅對測試之樣品負責，同時此樣品僅保留90天。本報告未經本公司書面許可，不可部份複製。

This document is issued by the Company subject to its General Conditions of Service printed overleaf, available on request or accessible at www.sgs.com/terms_and_conditions.htm and for electronic format documents, subject to Terms and Conditions for Electronic Documents at www.sgs.com/terms_e-document.htm. Attention is drawn to the limitation of liability, indemnification and jurisdiction issues defined therein. Any holder of this document is advised that information contained hereon reflects the Company's findings at the time of its intervention only and within the limits of Client's instructions, if any. The Company's sole responsibility is to its Client and this document does not exonerate parties to a transaction from exercising all their rights and obligations under the transaction documents. This document cannot be reproduced except in full, without prior written approval of the Company. Any unauthorized alteration, forgery or falsification of the content or appearance of this document is unlawful and offenders may be prosecuted to the fullest extent of the law.

DASY5 Validation Report for Head TSL

Date: 18.08.2017

Test Laboratory: SPEAG, Zurich, Switzerland

DUT: Dipole 835 MHz; Type: D835V2; Serial: D835V2 - SN:4d063


Communication System: UID 0 - CW; Frequency: 835 MHz
 Medium parameters used: $f = 835 \text{ MHz}$; $\sigma = 0.93 \text{ S/m}$; $\epsilon_r = 40.9$; $\rho = 1000 \text{ kg/m}^3$
 Phantom section: Flat Section
 Measurement Standard: DASY5 (IEEE/IEC/ANSI C63.19-2011)

DASY52 Configuration:

- Probe: EX3DV4 - SN7349; ConvF(10.07, 10.07, 10.07); Calibrated: 31.05.2017;
- Sensor-Surface: 1.4mm (Mechanical Surface Detection)
- Electronics: DAE4 Sn601; Calibrated: 28.03.2017
- Phantom: Flat Phantom 4.9 (front); Type: QD 00L P49 AA; Serial: 1001
- DASY52 52.10.0(1446); SEMCAD X 14.6.10(7417)

Dipole Calibration for Head Tissue/Pin=250 mW, d=15mm/Zoom Scan (7x7x7)/Cube 0:

Measurement grid: $dx=5\text{mm}$, $dy=5\text{mm}$, $dz=5\text{mm}$
 Reference Value = 61.74 V/m; Power Drift = 0.02 dB
 Peak SAR (extrapolated) = 3.71 W/kg
SAR(1 g) = 2.4 W/kg; SAR(10 g) = 1.55 W/kg
 Maximum value of SAR (measured) = 3.26 W/kg

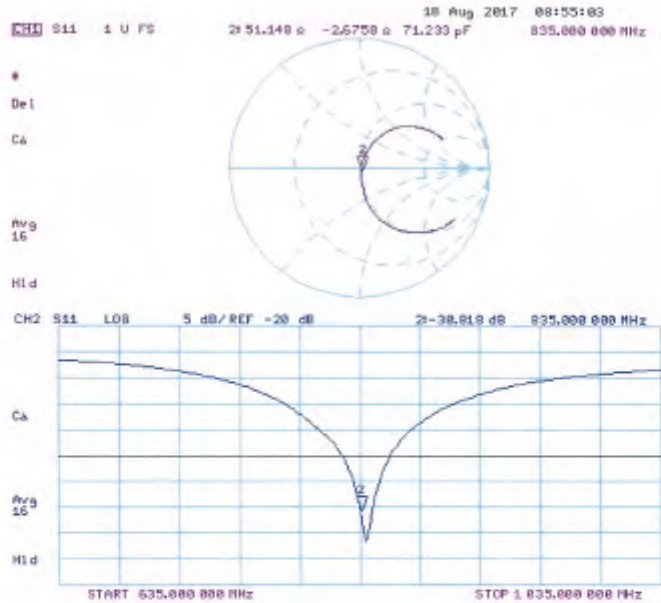


Unless otherwise stated the results shown in this test report refer only to the sample(s) tested and such sample(s) are retained for 90 days only.

除非另有說明，此報告結果僅對測試之樣品負責，同時此樣品僅保留90天。本報告未經本公司書面許可，不可部份複製。

This document is issued by the Company subject to its General Conditions of Service printed overleaf, available on request or accessible at www.sgs.com/terms_and_conditions.htm and for electronic format documents, subject to Terms and Conditions for Electronic Documents at www.sgs.com/terms_e-document.htm. Attention is drawn to the limitation of liability, indemnification and jurisdiction issues defined therein. Any holder of this document is advised that information contained hereon reflects the Company's findings at the time of its intervention only and within the limits of Client's instructions, if any. The Company's sole responsibility is to its Client and this document does not exonerate parties to a transaction from exercising all their rights and obligations under the transaction documents. This document cannot be reproduced except in full, without prior written approval of the Company. Any unauthorized alteration, forgery or falsification of the content or appearance of this document is unlawful and offenders may be prosecuted to the fullest extent of the law.

Impedance Measurement Plot for Head TSL



Unless otherwise stated the results shown in this test report refer only to the sample(s) tested and such sample(s) are retained for 90 days only.

除非另有說明，此報告結果僅對測試之樣品負責，同時此樣品僅保留90天。本報告未經本公司書面許可，不可部份複製。

This document is issued by the Company subject to its General Conditions of Service printed overleaf, available on request or accessible at www.sgs.com/terms_and_conditions.htm and for electronic format documents, subject to Terms and Conditions for Electronic Documents at www.sgs.com/terms_e-document.htm. Attention is drawn to the limitation of liability, indemnification and jurisdiction issues defined therein. Any holder of this document is advised that information contained hereon reflects the Company's findings at the time of its intervention only and within the limits of Client's instructions, if any. The Company's sole responsibility is to its Client and this document does not exonerate parties to a transaction from exercising all their rights and obligations under the transaction documents. This document cannot be reproduced except in full, without prior written approval of the Company. Any unauthorized alteration, forgery or falsification of the content or appearance of this document is unlawful and offenders may be prosecuted to the fullest extent of the law.

DASY5 Validation Report for Body TSL

Date: 21.08.2017

Test Laboratory: SPEAG, Zurich, Switzerland

DUT: Dipole 835 MHz; Type: D835V2; Serial: D835V2 - SN:4d063


Communication System: UID 0 - CW; Frequency: 835 MHz
 Medium parameters used: $f = 835$ MHz; $\sigma = 0.98$ S/m; $\epsilon_r = 55.3$; $\rho = 1000$ kg/m³
 Phantom section: Flat Section
 Measurement Standard: DASY5 (IEEE/IEC/ANSI C63.19-2011)

DASY52 Configuration:

- Probe: EX3DV4 - SN7349; ConvF(10.2, 10.2, 10.2); Calibrated: 31.05.2017;
- Sensor-Surface: 1.4mm (Mechanical Surface Detection)
- Electronics: DAE4 Sn601; Calibrated: 28.03.2017
- Phantom: Flat Phantom 4.9 (Back); Type: QD 00R P49 AA; Serial: 1005
- DASY52 52.10.0(1446); SEMCAD X 14.6.10(7417)

Dipole Calibration for Body Tissue/Pin=250 mW, d=15mm/Zoom Scan (7x7x7)/Cube 0:

Measurement grid: dx=5mm, dy=5mm, dz=5mm
 Reference Value = 59.86 V/m; Power Drift = 0.01 dB
 Peak SAR (extrapolated) = 3.64 W/kg
SAR(1 g) = 2.41 W/kg; SAR(10 g) = 1.58 W/kg
 Maximum value of SAR (measured) = 3.20 W/kg

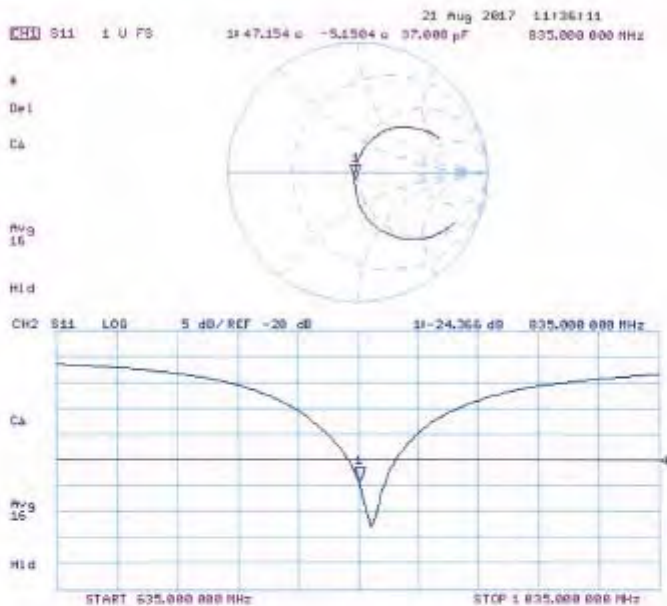


Unless otherwise stated the results shown in this test report refer only to the sample(s) tested and such sample(s) are retained for 90 days only.

除非另有說明，此報告結果僅對測試之樣品負責，同時此樣品僅保留90天。本報告未經本公司書面許可，不可部份複製。

This document is issued by the Company subject to its General Conditions of Service printed overleaf, available on request or accessible at www.sgs.com/terms_and_conditions.htm and for electronic format documents, subject to Terms and Conditions for Electronic Documents at www.sgs.com/terms_e-document.htm. Attention is drawn to the limitation of liability, indemnification and jurisdiction issues defined therein. Any holder of this document is advised that information contained hereon reflects the Company's findings at the time of its intervention only and within the limits of Client's instructions, if any. The Company's sole responsibility is to its Client and this document does not exonerate parties to a transaction from exercising all their rights and obligations under the transaction documents. This document cannot be reproduced except in full, without prior written approval of the Company. Any unauthorized alteration, forgery or falsification of the content or appearance of this document is unlawful and offenders may be prosecuted to the fullest extent of the law.

Impedance Measurement Plot for Body TSL



Unless otherwise stated the results shown in this test report refer only to the sample(s) tested and such sample(s) are retained for 90 days only.

除非另有說明，此報告結果僅對測試之樣品負責，同時此樣品僅保留90天。本報告未經本公司書面許可，不可部份複製。

This document is issued by the Company subject to its General Conditions of Service printed overleaf, available on request or accessible at www.sgs.com/terms_and_conditions.htm and for electronic format documents, subject to Terms and Conditions for Electronic Documents at www.sgs.com/terms_e-document.htm. Attention is drawn to the limitation of liability, indemnification and jurisdiction issues defined therein. Any holder of this document is advised that information contained hereon reflects the Company's findings at the time of its intervention only and within the limits of Client's instructions, if any. The Company's sole responsibility is to its Client and this document does not exonerate parties to a transaction from exercising all their rights and obligations under the transaction documents. This document cannot be reproduced except in full, without prior written approval of the Company. Any unauthorized alteration, forgery or falsification of the content or appearance of this document is unlawful and offenders may be prosecuted to the fullest extent of the law.

**Calibration Laboratory of
Schmid & Partner
Engineering AG**
Zaughäuserstrasse 43, 8004 Zurich, Switzerland



S Schweizerischer Kalibrierdienst
C Service suisse d'étalonnage
S Servizio svizzero di taratura
S Swiss Calibration Service

Accredited by the Swiss Accreditation Service (SAS)
The Swiss Accreditation Service is one of the signatories to the EA
Multilateral Agreement for the recognition of calibration certificates.

Accreditation No.: **SCS 0108**

Client **SGS-TW (Auden)**

Certificate No: **D1750V2-1008_Aug17**

CALIBRATION CERTIFICATE

Object: **D1750V2 - SN:1008**

Calibration procedure(s): **QA CAL-05.v9
Calibration procedure for dipole validation kits above 700 MHz**

Calibration date: **August 21, 2017**

This calibration certificate documents the traceability to national standards, which realize the physical units of measurements (SI).
The measurements and the uncertainties with confidence probability are given on the following pages and are part of the certificate.

All calibrations have been conducted in the closed laboratory facility: environment temperature (22 ± 3)°C and humidity < 70%.

Calibration Equipment used (MATE critical for calibration):

Primary Standards	ID #	Cal Data (Certificate No.)	Scheduled Calibration
Power meter NRP	SN: 104778	04-Apr-17 (No. 217-02521/02522)	Apr-18
Power sensor NRP-Z91	SN: 103244	04-Apr-17 (No. 217-02521)	Apr-18
Power sensor NRP-Z91	SN: 103245	04-Apr-17 (No. 217-02522)	Apr-18
Reference 20 dB Attenuator	SN: 5058 (20k)	07-Apr-17 (No. 217-02528)	Apr-18
Type-N mismatch combination	SN: 5047.2 / 06327	07-Apr-17 (No. 217-02528)	Apr-18
Reference Probe EX3DV4	SN: 7349	31-May-17 (No. EX3-7349_May17)	May-18
DAE4	SN: 601	28-Mar-17 (No. DAE4-601_Mar17)	Mar-18

Secondary Standards	ID #	Check Date (in house)	Scheduled Check
Power meter EPM-442A	SN: 0837480704	07-Oct-15 (in house check Oct-16)	In house check: Oct-18
Power sensor HP 8481A	SN: US37292783	07-Oct-15 (in house check Oct-16)	In house check: Oct-18
Power sensor HP 8481A	SN: MY41092317	07-Oct-15 (in house check Oct-16)	In house check: Oct-18
RF generator R&S SMT-06	SN: 100972	15-Jun-15 (in house check Oct-16)	In house check: Oct-18
Network Analyzer HP 8753E	SN: US37390585	18-Oct-01 (in house check Oct-16)	In house check: Oct-17

Calibrated by:	Name: Gaëlle Leubler	Function: Laboratory Technician	Signature:
Approved by:	Name: Kolja Pokovic	Function: Technical Manager	Signature:

Issued: August 21, 2017

This calibration certificate shall not be reproduced except in full without written approval of the laboratory.

Certificate No: D1750V2-1008_Aug17

Page 1 of 8

Unless otherwise stated the results shown in this test report refer only to the sample(s) tested and such sample(s) are retained for 90 days only.

除非另有說明，此報告結果僅對測試之樣品負責，同時此樣品僅保留90天。本報告未經本公司書面許可，不可部份複製。

This document is issued by the Company subject to its General Conditions of Service printed overleaf, available on request or accessible at www.sgs.com/terms_and_conditions.htm and for electronic format documents, subject to Terms and Conditions for Electronic Documents at www.sgs.com/terms_e-document.htm. Attention is drawn to the limitation of liability, indemnification and jurisdiction issues defined therein. Any holder of this document is advised that information contained hereon reflects the Company's findings at the time of its intervention only and within the limits of Client's instructions, if any. The Company's sole responsibility is to its Client and this document does not exonerate parties to a transaction from exercising all their rights and obligations under the transaction documents. This document cannot be reproduced except in full, without prior written approval of the Company. Any unauthorized alteration, forgery or falsification of the content or appearance of this document is unlawful and offenders may be prosecuted to the fullest extent of the law.

**Calibration Laboratory of
Schmid & Partner
Engineering AG**
Zeughausstrasse 43, 8004 Zurich, Switzerland



S Schweizerischer Kalibrierdienst
C Service suisse d'étalonnage
S Servizio svizzero di taratura
S Swiss Calibration Service

Accredited by the Swiss Accreditation Service (SAS)
The Swiss Accreditation Service is one of the signatories to the EA
Multilateral Agreement for the recognition of calibration certificates

Accreditation No.: **SCS 0108**

Glossary:

TSL tissue simulating liquid
ConvF sensitivity in TSL / NORM x,y,z
N/A not applicable or not measured

Calibration is Performed According to the Following Standards:

- a) IEEE Std 1528-2013, "IEEE Recommended Practice for Determining the Peak Spatial-Averaged Specific Absorption Rate (SAR) in the Human Head from Wireless Communications Devices: Measurement Techniques", June 2013
- b) IEC 62209-1, "Measurement procedure for the assessment of Specific Absorption Rate (SAR) from hand-held and body-mounted devices used next to the ear (frequency range of 300 MHz to 6 GHz)", July 2016
- c) IEC 62209-2, "Procedure to determine the Specific Absorption Rate (SAR) for wireless communication devices used in close proximity to the human body (frequency range of 30 MHz to 6 GHz)", March 2010
- d) KDB 865664, "SAR Measurement Requirements for 100 MHz to 6 GHz"

Additional Documentation:

- e) DASY4/5 System Handbook

Methods Applied and Interpretation of Parameters:

- **Measurement Conditions:** Further details are available from the Validation Report at the end of the certificate. All figures stated in the certificate are valid at the frequency indicated.
- **Antenna Parameters with TSL:** The dipole is mounted with the spacer to position its feed point exactly below the center marking of the flat phantom section, with the arms oriented parallel to the body axis.
- **Feed Point Impedance and Return Loss:** These parameters are measured with the dipole positioned under the liquid filled phantom. The impedance stated is transformed from the measurement at the SMA connector to the feed point. The Return Loss ensures low reflected power. No uncertainty required.
- **Electrical Delay:** One-way delay between the SMA connector and the antenna feed point. No uncertainty required.
- **SAR measured:** SAR measured at the stated antenna input power.
- **SAR normalized:** SAR as measured, normalized to an input power of 1 W at the antenna connector.
- **SAR for nominal TSL parameters:** The measured TSL parameters are used to calculate the nominal SAR result.

The reported uncertainty of measurement is stated as the standard uncertainty of measurement multiplied by the coverage factor $k=2$, which for a normal distribution corresponds to a coverage probability of approximately 95%.

Unless otherwise stated the results shown in this test report refer only to the sample(s) tested and such sample(s) are retained for 90 days only.

除非另有說明，此報告結果僅對測試之樣品負責，同時此樣品僅保留90天。本報告未經本公司書面許可，不可部份複製。

This document is issued by the Company subject to its General Conditions of Service printed overleaf, available on request or accessible at www.sgs.com/terms_and_conditions.htm and for electronic format documents, subject to Terms and Conditions for Electronic Documents at www.sgs.com/terms_e-document.htm. Attention is drawn to the limitation of liability, indemnification and jurisdiction issues defined therein. Any holder of this document is advised that information contained hereon reflects the Company's findings at the time of its intervention only and within the limits of Client's instructions, if any. The Company's sole responsibility is to its Client and this document does not exonerate parties to a transaction from exercising all their rights and obligations under the transaction documents. This document cannot be reproduced except in full, without prior written approval of the Company. Any unauthorized alteration, forgery or falsification of the content or appearance of this document is unlawful and offenders may be prosecuted to the fullest extent of the law.

Measurement Conditions

DASY system configuration, as far as not given on page 1.

DASY Version	DASY5	V52.10.0
Extrapolation	Advanced Extrapolation	
Phantom	Modular Flat Phantom	
Distance Dipole Center - TSL	10 mm	with Spacer
Zoom Scan Resolution	dx, dy, dz = 5 mm	
Frequency	1750 MHz ± 1 MHz	

Head TSL parameters

The following parameters and calculations were applied.

	Temperature	Permittivity	Conductivity
Nominal Head TSL parameters	22.0 °C	40.1	1.37 mho/m
Measured Head TSL parameters	(22.0 ± 0.2) °C	39.1 ± 6 %	1.35 mho/m ± 8 %
Head TSL temperature change during test	< 0.5 °C	—	—

SAR result with Head TSL

SAR averaged over 1 cm ³ (1 g) of Head TSL	Condition	
SAR measured	250 mW input power	8.98 W/kg
SAR for nominal Head TSL parameters	normalized to 1W	36.0 W/kg ± 17.0 % (k=2)

SAR averaged over 10 cm ³ (10 g) of Head TSL	condition	
SAR measured	250 mW input power	4.75 W/kg
SAR for nominal Head TSL parameters	normalized to 1W	19.0 W/kg ± 16.5 % (k=2)

Body TSL parameters

The following parameters and calculations were applied.

	Temperature	Permittivity	Conductivity
Nominal Body TSL parameters	22.0 °C	53.4	1.49 mho/m
Measured Body TSL parameters	(22.0 ± 0.2) °C	53.9 ± 6 %	1.47 mho/m ± 8 %
Body TSL temperature change during test	< 0.5 °C	—	—

SAR result with Body TSL

SAR averaged over 1 cm ³ (1 g) of Body TSL	Condition	
SAR measured	250 mW input power	9.09 W/kg
SAR for nominal Body TSL parameters	normalized to 1W	36.7 W/kg ± 17.0 % (k=2)

SAR averaged over 10 cm ³ (10 g) of Body TSL	condition	
SAR measured	250 mW input power	4.87 W/kg
SAR for nominal Body TSL parameters	normalized to 1W	19.0 W/kg ± 16.5 % (k=2)

Unless otherwise stated the results shown in this test report refer only to the sample(s) tested and such sample(s) are retained for 90 days only.

除非另有說明，此報告結果僅對測試之樣品負責，同時此樣品僅保留90天。本報告未經本公司書面許可，不可部份複製。

This document is issued by the Company subject to its General Conditions of Service printed overleaf, available on request or accessible at www.sgs.com/terms_and_conditions.htm and for electronic format documents, subject to Terms and Conditions for Electronic Documents at www.sgs.com/terms_e-document.htm. Attention is drawn to the limitation of liability, indemnification and jurisdiction issues defined therein. Any holder of this document is advised that information contained hereon reflects the Company's findings at the time of its intervention only and within the limits of Client's instructions, if any. The Company's sole responsibility is to its Client and this document does not exonerate parties to a transaction from exercising all their rights and obligations under the transaction documents. This document cannot be reproduced except in full, without prior written approval of the Company. Any unauthorized alteration, forgery or falsification of the content or appearance of this document is unlawful and offenders may be prosecuted to the fullest extent of the law.

Appendix (Additional assessments outside the scope of SCS 0106)
Antenna Parameters with Head TSL

Impedance, transformed to feed point	49.9 Ω - 0.4 jΩ
Return Loss	-48.7 dB

Antenna Parameters with Body TSL

Impedance, transformed to feed point	46.3 Ω - 1.4 jΩ
Return Loss	-27.6 dB

General Antenna Parameters and Design

Electrical Delay (one direction)	1.221 ns
----------------------------------	----------

After long term use with 100W radiated power, only a slight warming of the dipole near the feedpoint can be measured.

The dipole is made of standard semirigid coaxial cable. The center conductor of the feeding line is directly connected to the second arm of the dipole. The antenna is therefore short-circuited for DC-signals. On some of the dipoles, small end caps are added to the dipole arms in order to improve matching when loaded according to the position as explained in the 'Measurement Conditions' paragraph. The SAR data are not affected by this change. The overall dipole length is still according to the Standard.

No excessive force must be applied to the dipole arms, because they might bend or the soldered connections near the feedpoint may be damaged.

Additional EUT Data

Manufactured by	SPEAG
Manufactured on	February 11, 2009

Unless otherwise stated the results shown in this test report refer only to the sample(s) tested and such sample(s) are retained for 90 days only.

除非另有說明，此報告結果僅對測試之樣品負責，同時此樣品僅保留90天。本報告未經本公司書面許可，不可部份複製。

This document is issued by the Company subject to its General Conditions of Service printed overleaf, available on request or accessible at www.sgs.com/terms_and_conditions.htm and for electronic format documents, subject to Terms and Conditions for Electronic Documents at www.sgs.com/terms_e-document.htm. Attention is drawn to the limitation of liability, indemnification and jurisdiction issues defined therein. Any holder of this document is advised that information contained hereon reflects the Company's findings at the time of its intervention only and within the limits of Client's instructions, if any. The Company's sole responsibility is to its Client and this document does not exonerate parties to a transaction from exercising all their rights and obligations under the transaction documents. This document cannot be reproduced except in full, without prior written approval of the Company. Any unauthorized alteration, forgery or falsification of the content or appearance of this document is unlawful and offenders may be prosecuted to the fullest extent of the law.

DASY5 Validation Report for Head TSL

Date: 21.08.2017

Test Laboratory: SPEAG, Zurich, Switzerland

DUT: Dipole 1750 MHz; Type: D1750V2; Serial: D1750V2 - SN:1008


Communication System: UID 0 - CW; Frequency: 1750 MHz
 Medium parameters used: $f = 1750$ MHz; $\sigma = 1.35$ S/m; $\epsilon_r = 39.1$; $\rho = 1000$ kg/m³
 Phantom section: Flat Section
 Measurement Standard: DASY5 (IEEE/IEC/ANSI C63.19-2011)

DASY52 Configuration:

- Probe: EX3DV4 - SN7349; ConvF(8.73, 8.73, 8.73); Calibrated: 31.05.2017;
- Sensor-Surface: 1.4mm (Mechanical Surface Detection)
- Electronics: DAE4 Sn601; Calibrated: 28.03.2017
- Phantom: Flat Phantom 5.0 (front); Type: QD 000 P50 AA; Serial: 1001
- DASY52 52.10.0(1446); SEMCAD X 14.6.10(7417)

Dipole Calibration for Head Tissue/Pin=250 mW, d=10mm/Zoom Scan (7x7x7)/Cube 0:

Measurement grid: dx=5mm, dy=5mm, dz=5mm
 Reference Value = 104.0 V/m; Power Drift = -0.06 dB
 Peak SAR (extrapolated) = 16.8 W/kg
SAR(1 g) = 8.98 W/kg; SAR(10 g) = 4.75 W/kg
 Maximum value of SAR (measured) = 13.7 W/kg

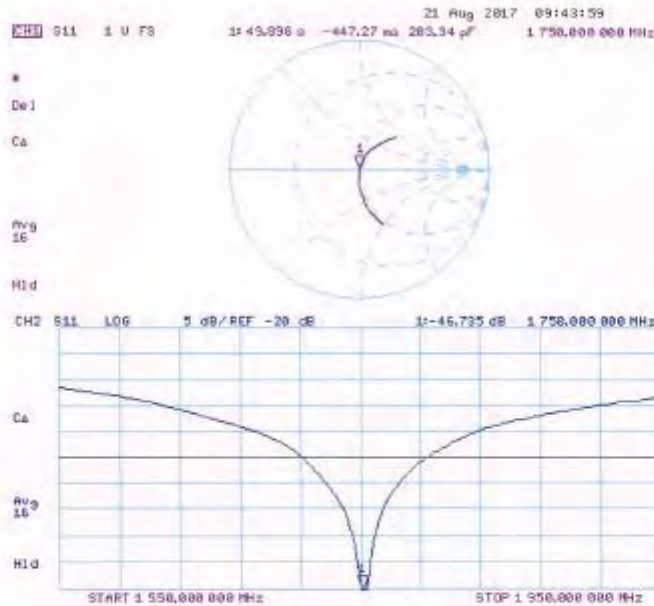


Unless otherwise stated the results shown in this test report refer only to the sample(s) tested and such sample(s) are retained for 90 days only.

除非另有說明，此報告結果僅對測試之樣品負責，同時此樣品僅保留90天。本報告未經本公司書面許可，不可部份複製。

This document is issued by the Company subject to its General Conditions of Service printed overleaf, available on request or accessible at www.sgs.com/terms_and_conditions.htm and for electronic format documents, subject to Terms and Conditions for Electronic Documents at www.sgs.com/terms_e-document.htm. Attention is drawn to the limitation of liability, indemnification and jurisdiction issues defined therein. Any holder of this document is advised that information contained hereon reflects the Company's findings at the time of its intervention only and within the limits of Client's instructions, if any. The Company's sole responsibility is to its Client and this document does not exonerate parties to a transaction from exercising all their rights and obligations under the transaction documents. This document cannot be reproduced except in full, without prior written approval of the Company. Any unauthorized alteration, forgery or falsification of the content or appearance of this document is unlawful and offenders may be prosecuted to the fullest extent of the law.

Impedance Measurement Plot for Head TSL



Unless otherwise stated the results shown in this test report refer only to the sample(s) tested and such sample(s) are retained for 90 days only.

除非另有說明，此報告結果僅對測試之樣品負責，同時此樣品僅保留90天。本報告未經本公司書面許可，不可部份複製。

This document is issued by the Company subject to its General Conditions of Service printed overleaf, available on request or accessible at www.sgs.com/terms_and_conditions.htm and for electronic format documents, subject to Terms and Conditions for Electronic Documents at www.sgs.com/terms_e-document.htm. Attention is drawn to the limitation of liability, indemnification and jurisdiction issues defined therein. Any holder of this document is advised that information contained hereon reflects the Company's findings at the time of its intervention only and within the limits of Client's instructions, if any. The Company's sole responsibility is to its Client and this document does not exonerate parties to a transaction from exercising all their rights and obligations under the transaction documents. This document cannot be reproduced except in full, without prior written approval of the Company. Any unauthorized alteration, forgery or falsification of the content or appearance of this document is unlawful and offenders may be prosecuted to the fullest extent of the law.

DASY5 Validation Report for Body TSL

Date: 18.08.2017

Test Laboratory: SPEAG, Zurich, Switzerland

DUT: Dipole 1750 MHz; Type: D1750V2; Serial: D1750V2 - SN:1008


Communication System: UID 0 - CW; Frequency: 1750 MHz
 Medium parameters used: $f = 1750 \text{ MHz}$; $\sigma = 1.47 \text{ S/m}$; $\epsilon_r = 53.9$; $\rho = 1000 \text{ kg/m}^3$
 Phantom section: Flat Section
 Measurement Standard: DASY5 (IEEE/TEC/ANSI C63.19-2011)

DASY52 Configuration:

- Probe: EX3DV4 - SN7349; ConvF(8.46, 8.46, 8.46); Calibrated: 31.05.2017;
- Sensor-Surface: 1.4mm (Mechanical Surface Detection)
- Electronics: DAE4 Sn601; Calibrated: 28.03.2017
- Phantom: Flat Phantom 5.0 (back); Type: QD 000 P50 AA; Serial: 1002
- DASY52 52.10.0(1446); SEMCAD X (4.6.10(7417))

Dipole Calibration for Body Tissue/Pin=250 mW, d=10mm/Zoom Scan (7x7x7)/Cube 0:

Measurement grid: $dx=5\text{mm}$, $dy=5\text{mm}$, $dz=5\text{mm}$
 Reference Value = 99.85 V/m; Power Drift = -0.00 dB
 Peak SAR (extrapolated) = 15.8 W/kg
SAR(1 g) = 9.09 W/kg; SAR(10 g) = 4.87 W/kg
 Maximum value of SAR (measured) = 13.3 W/kg

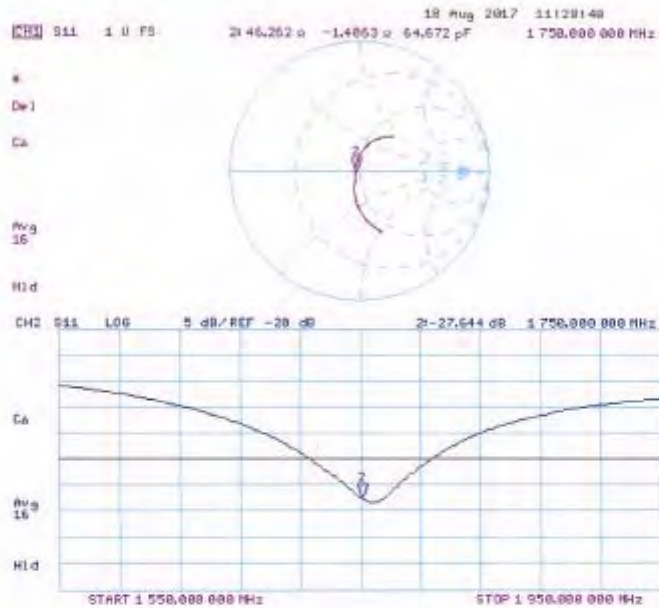


Unless otherwise stated the results shown in this test report refer only to the sample(s) tested and such sample(s) are retained for 90 days only.

除非另有說明，此報告結果僅對測試之樣品負責，同時此樣品僅保留90天。本報告未經本公司書面許可，不可部份複製。

This document is issued by the Company subject to its General Conditions of Service printed overleaf, available on request or accessible at www.sgs.com/terms_and_conditions.htm and for electronic format documents, subject to Terms and Conditions for Electronic Documents at www.sgs.com/terms_e-document.htm. Attention is drawn to the limitation of liability, indemnification and jurisdiction issues defined therein. Any holder of this document is advised that information contained hereon reflects the Company's findings at the time of its intervention only and within the limits of Client's instructions, if any. The Company's sole responsibility is to its Client and this document does not exonerate parties to a transaction from exercising all their rights and obligations under the transaction documents. This document cannot be reproduced except in full, without prior written approval of the Company. Any unauthorized alteration, forgery or falsification of the content or appearance of this document is unlawful and offenders may be prosecuted to the fullest extent of the law.

Impedance Measurement Plot for Body TSL



Unless otherwise stated the results shown in this test report refer only to the sample(s) tested and such sample(s) are retained for 90 days only.

除非另有說明，此報告結果僅對測試之樣品負責，同時此樣品僅保留90天。本報告未經本公司書面許可，不可部份複製。

This document is issued by the Company subject to its General Conditions of Service printed overleaf, available on request or accessible at www.sgs.com/terms_and_conditions.htm and for electronic format documents, subject to Terms and Conditions for Electronic Documents at www.sgs.com/terms_e-document.htm. Attention is drawn to the limitation of liability, indemnification and jurisdiction issues defined therein. Any holder of this document is advised that information contained hereon reflects the Company's findings at the time of its intervention only and within the limits of Client's instructions, if any. The Company's sole responsibility is to its Client and this document does not exonerate parties to a transaction from exercising all their rights and obligations under the transaction documents. This document cannot be reproduced except in full, without prior written approval of the Company. Any unauthorized alteration, forgery or falsification of the content or appearance of this document is unlawful and offenders may be prosecuted to the fullest extent of the law.

**Calibration Laboratory of
Schmid & Partner
Engineering AG**
Zeughausstrasse 43, 8004 Zurich, Switzerland



S Schweizerischer Kalibrierdienst
C Service suisse d'étalonnage
S Servizio svizzero di taratura
S Swiss Calibration Service

Accredited by the Swiss Accreditation Service (SAS)
The Swiss Accreditation Service is one of the signatories to the EA
Multilateral Agreement for the recognition of calibration certificates

Accreditation No.: SCS 0108

Client: **SGS-TW (Auden)**

Certificate No: **D1900V2-5d173_Apr18**

CALIBRATION CERTIFICATE

Object: **D1900V2 - SN:5d173**

Calibration procedure(s): **QA CAL-05.v10
Calibration procedure for dipole validation kits above 700 MHz**

Calibration date: **April 25, 2018**

This calibration certificate documents the traceability to national standards, which realize the physical units of measurements (SI).
The measurements and the uncertainties with confidence probability are given on the following pages and are part of the certificate.

All calibrations have been conducted in the closed laboratory facility: environment temperature (22 ± 3)°C and humidity < 70%.

Calibration Equipment used (M&TE critical for calibration)

Primary Standards	ID #	Cal Date (Certificate No.)	Scheduled Calibration
Power meter NRP	SN: 104778	04-Apr-18 (No. 217-02672/02673)	Apr-19
Power sensor NRP-Z91	SN: 103244	04-Apr-18 (No. 217-02672)	Apr-19
Power sensor NRP-Z91	SN: 103245	04-Apr-18 (No. 217-02673)	Apr-19
Reference 20 dB Attenuator	SN: 5058 (20k)	04-Apr-18 (No. 217-02682)	Apr-19
Type-N mismatch combination	SN: 5047.2 / 06927	04-Apr-18 (No. 217-02683)	Apr-19
Reference Probe EX3DV4	SN: 7349	30-Dec-17 (No. EXS-7349_Dec17)	Dec-18
DAE4	SN: 601	28-Oct-17 (No. DAE4-601_Oct17)	Oct-18
Secondary Standards	ID #	Check Date (In house)	Scheduled Check
Power meter EPM-442A	SN: GB37460704	07-Oct-15 (in house check Oct-16)	In house check: Oct-18
Power sensor HP 8481A	SN: US37292783	07-Oct-15 (in house check Oct-16)	In house check: Oct-18
Power sensor HP 8461A	SN: MY41082317	07-Oct-15 (in house check Oct-16)	In house check: Oct-18
RF generator P&S SMT-06	SN: 100972	15-Jun-15 (in house check Oct-16)	In house check: Oct-18
Network Analyzer HP 8733E	SN: US37390565	18-Oct-01 (in house check Oct-17)	In house check: Oct-18

Calibrated by: **Claudio Leubler** (Name) / **Laboratory Technician** (Function) / *[Signature]* (Signature)

Approved by: **Katja Pokovic** (Name) / **Technical Manager** (Function) / *[Signature]* (Signature)

Issued: April 25, 2018

This calibration certificate shall not be reproduced except in full without written approval of the laboratory.

Unless otherwise stated the results shown in this test report refer only to the sample(s) tested and such sample(s) are retained for 90 days only.

除非另有說明，此報告結果僅對測試之樣品負責，同時此樣品僅保留90天。本報告未經本公司書面許可，不可部份複製。

This document is issued by the Company subject to its General Conditions of Service printed overleaf, available on request or accessible at www.sgs.com/terms_and_conditions.htm and for electronic format documents, subject to Terms and Conditions for Electronic Documents at www.sgs.com/terms_e-document.htm. Attention is drawn to the limitation of liability, indemnification and jurisdiction issues defined therein. Any holder of this document is advised that information contained hereon reflects the Company's findings at the time of its intervention only and within the limits of Client's instructions, if any. The Company's sole responsibility is to its Client and this document does not exonerate parties to a transaction from exercising all their rights and obligations under the transaction documents. This document cannot be reproduced except in full, without prior written approval of the Company. Any unauthorized alteration, forgery or falsification of the content or appearance of this document is unlawful and offenders may be prosecuted to the fullest extent of the law.

**Calibration Laboratory of
Schmid & Partner
Engineering AG**
Zeughausstrasse 43, 8004 Zurich, Switzerland



S Schweizerischer Kalibrierdienst
S Service suisse d'étalonnage
S Servizio svizzero di taratura
S Swiss Calibration Service

Accredited by the Swiss Accreditation Service (SAS)
The Swiss Accreditation Service is one of the signatories to the EA
Multilateral Agreement for the recognition of calibration certificates.

Accreditation No.: **SCS 0108**

Glossary:

TSL issue simulating liquid
ConvF sensitivity in TSL / NORM x,y,z
N/A not applicable or not measured

Calibration is Performed According to the Following Standards:

- a) IEEE Std 1528-2013, "IEEE Recommended Practice for Determining the Peak Spatial-Averaged Specific Absorption Rate (SAR) in the Human Head from Wireless Communications Devices: Measurement Techniques", June 2013
- b) IEC 62209-1, "Measurement procedure for the assessment of Specific Absorption Rate (SAR) from hand-held and body-mounted devices used next to the ear (frequency range of 300 MHz to 6 GHz)", July 2016
- c) IEC 62209-2, "Procedure to determine the Specific Absorption Rate (SAR) for wireless communication devices used in close proximity to the human body (frequency range of 30 MHz to 6 GHz)", March 2010
- d) KDB 885664, "SAR Measurement Requirements for 100 MHz to 6 GHz"

Additional Documentation:

- e) DAS4/5 System Handbook

Methods Applied and Interpretation of Parameters:

- *Measurement Conditions:* Further details are available from the Validation Report at the end of the certificate. All figures stated in the certificate are valid at the frequency indicated.
- *Antenna Parameters with TSL:* The dipole is mounted with the spacer to position its feed point exactly below the center marking of the flat phantom section, with the arms oriented parallel to the body axis.
- *Feed Point Impedance and Return Loss:* These parameters are measured with the dipole positioned under the liquid filled phantom. The impedance stated is transformed from the measurement at the SMA connector to the feed point. The Return Loss ensures low reflected power. No uncertainty required.
- *Electrical Delay:* One-way delay between the SMA connector and the antenna feed point. No uncertainty required.
- *SAR measured:* SAR measured at the stated antenna input power.
- *SAR normalized:* SAR as measured, normalized to an input power of 1 W at the antenna connector.
- *SAR for nominal TSL parameters:* The measured TSL parameters are used to calculate the nominal SAR result.

The reported uncertainty of measurement is stated as the standard uncertainty of measurement multiplied by the coverage factor $k=2$, which for a normal distribution corresponds to a coverage probability of approximately 95%.

Unless otherwise stated the results shown in this test report refer only to the sample(s) tested and such sample(s) are retained for 90 days only.

除非另有說明，此報告結果僅對測試之樣品負責，同時此樣品僅保留90天。本報告未經本公司書面許可，不可部份複製。

This document is issued by the Company subject to its General Conditions of Service printed overleaf, available on request or accessible at www.sgs.com/terms_and_conditions.htm and for electronic format documents, subject to Terms and Conditions for Electronic Documents at www.sgs.com/terms_e-document.htm. Attention is drawn to the limitation of liability, indemnification and jurisdiction issues defined therein. Any holder of this document is advised that information contained hereon reflects the Company's findings at the time of its intervention only and within the limits of Client's instructions, if any. The Company's sole responsibility is to its Client and this document does not exonerate parties to a transaction from exercising all their rights and obligations under the transaction documents. This document cannot be reproduced except in full, without prior written approval of the Company. Any unauthorized alteration, forgery or falsification of the content or appearance of this document is unlawful and offenders may be prosecuted to the fullest extent of the law.

Measurement Conditions

DASY system configuration, as far as not given on page 1.

DASY Version	DASY5	V52.10.0
Extrapolation	Advanced Extrapolation	
Phantom	Modular Flat Phantom	
Distance Dipole Center - TSL	10 mm	with Spacer
Zoom Scan Resolution	dx, dy, dz = 5 mm	
Frequency	1900 MHz ± 1 MHz	

Head TSL parameters

The following parameters and calculations were applied.

	Temperature	Permittivity	Conductivity
Nominal Head TSL parameters	22.0 °C	40.0	1.40 mho/m
Measured Head TSL parameters	(22.0 ± 0.2) °C	41.1 ± 6 %	1.35 mho/m ± 6 %
Head TSL temperature change during test	< 0.5 °C	---	---

SAR result with Head TSL

SAR averaged over 1 cm ³ (1 g) of Head TSL	Condition	
SAR measured	250 mW input power	9.89 W/kg
SAR for nominal Head TSL parameters	normalized to 1W	40.7 W/kg ± 17.0 % (k=2)

SAR averaged over 10 cm ³ (10 g) of Head TSL	Condition	
SAR measured	250 mW input power	5.21 W/kg
SAR for nominal Head TSL parameters	normalized to 1W	21.2 W/kg ± 16.5 % (k=2)

Body TSL parameters

The following parameters and calculations were applied.

	Temperature	Permittivity	Conductivity
Nominal Body TSL parameters	22.0 °C	53.3	1.52 mho/m
Measured Body TSL parameters	(22.0 ± 0.2) °C	55.0 ± 6 %	1.47 mho/m ± 6 %
Body TSL temperature change during test	< 0.5 °C	---	---

SAR result with Body TSL

SAR averaged over 1 cm ³ (1 g) of Body TSL	Condition	
SAR measured	250 mW input power	9.93 W/kg
SAR for nominal Body TSL parameters	normalized to 1W	40.9 W/kg ± 17.0 % (k=2)

SAR averaged over 10 cm ³ (10 g) of Body TSL	Condition	
SAR measured	250 mW input power	5.30 W/kg
SAR for nominal Body TSL parameters	normalized to 1W	21.6 W/kg ± 16.5 % (k=2)

Unless otherwise stated the results shown in this test report refer only to the sample(s) tested and such sample(s) are retained for 90 days only.

除非另有說明，此報告結果僅對測試之樣品負責，同時此樣品僅保留90天。本報告未經本公司書面許可，不可部份複製。

This document is issued by the Company subject to its General Conditions of Service printed overleaf, available on request or accessible at www.sgs.com/terms_and_conditions.htm and for electronic format documents, subject to Terms and Conditions for Electronic Documents at www.sgs.com/terms_e-document.htm. Attention is drawn to the limitation of liability, indemnification and jurisdiction issues defined therein. Any holder of this document is advised that information contained hereon reflects the Company's findings at the time of its intervention only and within the limits of Client's instructions, if any. The Company's sole responsibility is to its Client and this document does not exonerate parties to a transaction from exercising all their rights and obligations under the transaction documents. This document cannot be reproduced except in full, without prior written approval of the Company. Any unauthorized alteration, forgery or falsification of the content or appearance of this document is unlawful and offenders may be prosecuted to the fullest extent of the law.

Appendix (Additional assessments outside the scope of SCS 0108)

Antenna Parameters with Head TSL

Impedance, transformed to feed point	51.4 Ω + 5.1 jΩ
Return Loss	-25.6 dB

Antenna Parameters with Body TSL

Impedance, transformed to feed point	47.3 Ω + 7.2 jΩ
Return Loss	-22.1 dB

General Antenna Parameters and Design

Electrical Delay (one direction)	1.195 ns
----------------------------------	----------

After long term use with 100W radiated power, only a slight warming of the dipole near the feedpoint can be measured.

The dipole is made of standard semirigid coaxial cable. The center conductor of the feeding line is directly connected to the second arm of the dipole. The antenna is therefore short-circuited for DC-signals. On some of the dipoles, small end caps are added to the dipole arms in order to improve matching when loaded according to the position as explained in the "Measurement Conditions" paragraph. The SAR data are not affected by this change. The overall dipole length is still according to the Standard.

No excessive force must be applied to the dipole arms, because they might bend or the soldered connections near the feedpoint may be damaged.

Additional EUT Data

Manufactured by	SPEAG
Manufactured on	June 08, 2012

Unless otherwise stated the results shown in this test report refer only to the sample(s) tested and such sample(s) are retained for 90 days only.

除非另有說明，此報告結果僅對測試之樣品負責，同時此樣品僅保留90天。本報告未經本公司書面許可，不可部份複製。

This document is issued by the Company subject to its General Conditions of Service printed overleaf, available on request or accessible at www.sgs.com/terms_and_conditions.htm and for electronic format documents, subject to Terms and Conditions for Electronic Documents at www.sgs.com/terms_e-document.htm. Attention is drawn to the limitation of liability, indemnification and jurisdiction issues defined therein. Any holder of this document is advised that information contained hereon reflects the Company's findings at the time of its intervention only and within the limits of Client's instructions, if any. The Company's sole responsibility is to its Client and this document does not exonerate parties to a transaction from exercising all their rights and obligations under the transaction documents. This document cannot be reproduced except in full, without prior written approval of the Company. Any unauthorized alteration, forgery or falsification of the content or appearance of this document is unlawful and offenders may be prosecuted to the fullest extent of the law.

DASY5 Validation Report for Head TSL

Date: 25.04.2018

Test Laboratory: SPEAG, Zurich, Switzerland

DUT: Dipole 1900 MHz; Type: D1900V2; Serial: D1900V2 - SN:5d173

Communication System: UID 0 - CW; Frequency: 1900 MHz

Medium parameters used: $f = 1900$ MHz; $\sigma = 1.35$ S/m; $\epsilon_r = 41.1$; $\rho = 1000$ kg/m³

Phantom section: Flat Section

Measurement Standard: DASY5 (IEEE/IEC/ANSI C63.19-2011)

DASY52 Configuration:

- Probe: EX3DV4 - SN7349; ConvF(8.18, 8.18, 8.18); Calibrated: 30.12.2017;
- Sensor-Surface: 1.4mm (Mechanical Surface Detection)
- Electronics: DAE4 Sn601; Calibrated: 26.10.2017
- Phantom: Flat Phantom 5.0 (front); Type: QD 000 P50 AA; Serial: 1001
- DASY52 52.10.0(1446); SEMCAD X 14.6.10(7417)

Dipole Calibration for Head Tissue/Pin=250 mW, d=10mm/Zoom Scan (7x7x7)/Cube 0:


Measurement grid: dx=5mm, dy=5mm, dz=5mm

Reference Value = 110.9 V/m; Power Drift = -0.01 dB

Peak SAR (extrapolated) = 18.3 W/kg

SAR(1 g) = 9.89 W/kg; SAR(10 g) = 5.21 W/kg

Maximum value of SAR (measured) = 15.2 W/kg

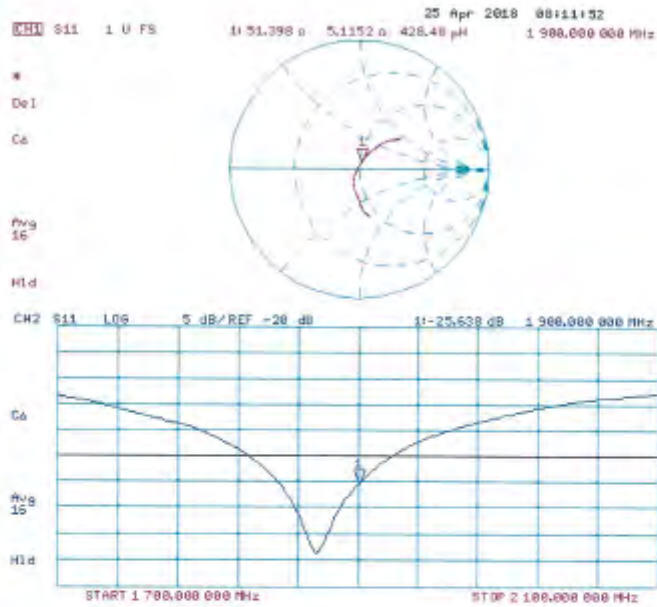


Unless otherwise stated the results shown in this test report refer only to the sample(s) tested and such sample(s) are retained for 90 days only.

除非另有說明，此報告結果僅對測試之樣品負責，同時此樣品僅保留90天。本報告未經本公司書面許可，不可部份複製。

This document is issued by the Company subject to its General Conditions of Service printed overleaf, available on request or accessible at www.sgs.com/terms_and_conditions.htm and for electronic format documents, subject to Terms and Conditions for Electronic Documents at www.sgs.com/terms_e-document.htm. Attention is drawn to the limitation of liability, indemnification and jurisdiction issues defined therein. Any holder of this document is advised that information contained hereon reflects the Company's findings at the time of its intervention only and within the limits of Client's instructions, if any. The Company's sole responsibility is to its Client and this document does not exonerate parties to a transaction from exercising all their rights and obligations under the transaction documents. This document cannot be reproduced except in full, without prior written approval of the Company. Any unauthorized alteration, forgery or falsification of the content or appearance of this document is unlawful and offenders may be prosecuted to the fullest extent of the law.

Impedance Measurement Plot for Head TSL



Unless otherwise stated the results shown in this test report refer only to the sample(s) tested and such sample(s) are retained for 90 days only.

除非另有說明，此報告結果僅對測試之樣品負責，同時此樣品僅保留90天。本報告未經本公司書面許可，不可部份複製。

This document is issued by the Company subject to its General Conditions of Service printed overleaf, available on request or accessible at www.sgs.com/terms_and_conditions.htm and for electronic format documents, subject to Terms and Conditions for Electronic Documents at www.sgs.com/terms_e-document.htm. Attention is drawn to the limitation of liability, indemnification and jurisdiction issues defined therein. Any holder of this document is advised that information contained hereon reflects the Company's findings at the time of its intervention only and within the limits of Client's instructions, if any. The Company's sole responsibility is to its Client and this document does not exonerate parties to a transaction from exercising all their rights and obligations under the transaction documents. This document cannot be reproduced except in full, without prior written approval of the Company. Any unauthorized alteration, forgery or falsification of the content or appearance of this document is unlawful and offenders may be prosecuted to the fullest extent of the law.

DASY5 Validation Report for Body TSL

Date: 25.04.2018

Test Laboratory: SPEAG, Zurich, Switzerland

DUT: Dipole 1900 MHz; Type: D1900V2; Serial: D1900V2 - SN:5d173


Communication System: UID 0 - CW; Frequency: 1900 MHz
 Medium parameters used: $f = 1900$ MHz; $\sigma = 1.47$ S/m; $\epsilon_r = 55.3$; $\rho = 1000$ kg/m³
 Phantom section: Flat Section
 Measurement Standard: DASY5 (IEEE/IEC/ANSI C63.19-2011)

DASY52 Configuration:

- Probe: EX3DV4 - SN7349; ConvF(8.15, 8.15, 8.15); Calibrated: 30.12.2017;
- Sensor-Surface: 1.4mm (Mechanical Surface Detection)
- Electronics: DAE4 Sn601; Calibrated: 26.10.2017
- Phantom: Flat Phantom 5.0 (back); Type: QD 000 P50 AA; Serial: 1002
- DASY52 52.10.0(1446); SEMCAD X 14.6.10(7417)

Dipole Calibration for Body Tissue/Pin=250 mW, d=10mm/Zoom Scan (7x7x7)/Cube 0:

Measurement grid: dx=5mm, dy=5mm, dz=5mm
 Reference Value = 104.6 V/m; Power Drift = -0.09 dB
 Peak SAR (extrapolated) = 17.7 W/kg
SAR(1 g) = 9.93 W/kg; SAR(10 g) = 5.3 W/kg
 Maximum value of SAR (measured) = 14.7 W/kg

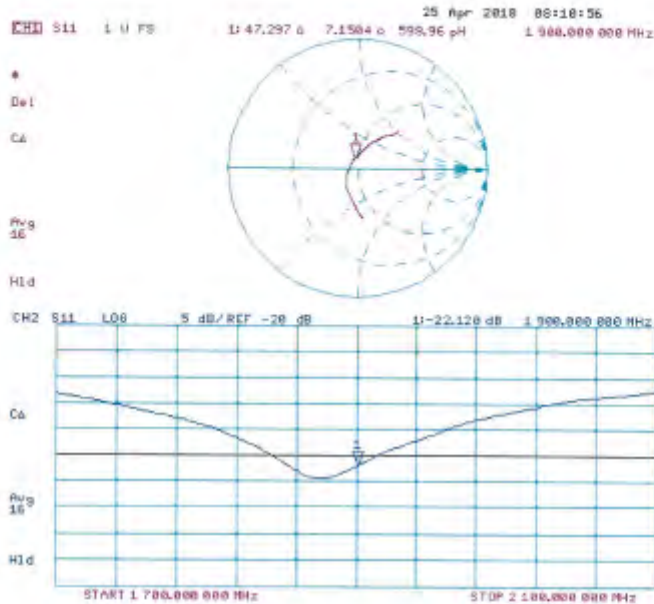


Unless otherwise stated the results shown in this test report refer only to the sample(s) tested and such sample(s) are retained for 90 days only.

除非另有說明，此報告結果僅對測試之樣品負責，同時此樣品僅保留90天。本報告未經本公司書面許可，不可部份複製。

This document is issued by the Company subject to its General Conditions of Service printed overleaf, available on request or accessible at www.sgs.com/terms_and_conditions.htm and for electronic format documents, subject to Terms and Conditions for Electronic Documents at www.sgs.com/terms_e-document.htm. Attention is drawn to the limitation of liability, indemnification and jurisdiction issues defined therein. Any holder of this document is advised that information contained hereon reflects the Company's findings at the time of its intervention only and within the limits of Client's instructions, if any. The Company's sole responsibility is to its Client and this document does not exonerate parties to a transaction from exercising all their rights and obligations under the transaction documents. This document cannot be reproduced except in full, without prior written approval of the Company. Any unauthorized alteration, forgery or falsification of the content or appearance of this document is unlawful and offenders may be prosecuted to the fullest extent of the law.

Impedance Measurement Plot for Body TSL



Unless otherwise stated the results shown in this test report refer only to the sample(s) tested and such sample(s) are retained for 90 days only.

除非另有說明，此報告結果僅對測試之樣品負責，同時此樣品僅保留90天。本報告未經本公司書面許可，不可部份複製。

This document is issued by the Company subject to its General Conditions of Service printed overleaf, available on request or accessible at www.sgs.com/terms_and_conditions.htm and for electronic format documents, subject to Terms and Conditions for Electronic Documents at www.sgs.com/terms_e-document.htm. Attention is drawn to the limitation of liability, indemnification and jurisdiction issues defined therein. Any holder of this document is advised that information contained hereon reflects the Company's findings at the time of its intervention only and within the limits of Client's instructions, if any. The Company's sole responsibility is to its Client and this document does not exonerate parties to a transaction from exercising all their rights and obligations under the transaction documents. This document cannot be reproduced except in full, without prior written approval of the Company. Any unauthorized alteration, forgery or falsification of the content or appearance of this document is unlawful and offenders may be prosecuted to the fullest extent of the law.

**Calibration Laboratory of
Schmid & Partner
Engineering AG**
Zeughausstrasse 43, 8004 Zurich, Switzerland



S Schweizerischer Kalibrierdienst
C Service suisse d'étalonnage
S Servizio svizzero di taratura
S Swiss Calibration Service

Accredited by the Swiss Accreditation Service (SAS)
The Swiss Accreditation Service is one of the signatories to the EA
Multilateral Agreement for the recognition of calibration certificates

Accreditation No.: **SCS 0108**

Client: **SGS-TW (Auden)**

Certificate No: **D2300V2-1023_Aug17**

CALIBRATION CERTIFICATE

Object	D2300V2 - SN:1023		
Calibration procedure(s)	QA CAL-05.v9 Calibration procedure for dipole validation kits above 700 MHz		
Calibration date:	August 17, 2017		
This calibration certificate documents the traceability to national standards, which realize the physical units of measurements (SI). The measurements and the uncertainties with confidence probability are given on the following pages and are part of the certificate.			
All calibrations have been conducted in the closed laboratory facility: environment temperature (22 ± 3)°C and humidity < 70%.			
Calibration Equipment used (MATE critical for calibration)			
Primary Standards	ID #	Cal Date (Certificate No.)	Scheduled Calibration
Power meter NRP	SN: 102778	04-Apr-17 (No. 217-02521/02522)	Apr-18
Power sensor NRP-Z91	SN: 103244	04-Apr-17 (No. 217-02521)	Apr-18
Power sensor NRP-Z91	SN: 103245	04-Apr-17 (No. 217-02522)	Apr-18
Reference 20 dB Attenuator	SN: S058 (20K)	07-Apr-17 (No. 217-02528)	Apr-18
Type-N mismatch combination	SN: 5047.2 / 0632?	07-Apr-17 (No. 217-02529)	Apr-18
Reference Probe EX3DV4	SN: 7349	31-May-17 (No. EX3-7349_May17)	May-18
DAE4	SN: 601	28-Mar-17 (No. DAE4-601_Mar17)	Mar-18
Secondary Standards	ID #	Check Date (in house)	Scheduled Check
Power meter EPM-442A	SN: GBS7480704	07-Oct-15 (in house check Oct-16)	in house check: Oct-18
Power sensor HP 8481A	SN: US37292783	07-Oct-15 (in house check Oct-16)	in house check: Oct-18
Power sensor HP 8461A	SN: MY41092317	07-Oct-15 (in house check Oct-16)	in house check: Oct-18
RF generator R&S SMT-06	SN: 100972	15-Jun-15 (in house check Oct-16)	in house check: Oct-18
Network Analyzer HP 8753E	SN: US37390585	15-Oct-01 (in house check Oct-16)	in house check: Oct-17
Calibrated by:	Name: Michael Weber	Function: Laboratory Technician	Signature:
Approved by:	Name: Katja Pokovic	Function: Technical Manager	Signature:
Issued: August 17, 2017			
This calibration certificate shall not be reproduced except in full without written approval of the laboratory.			

Certificate No: D2300V2-1023_Aug17

Page 1 of 8

Unless otherwise stated the results shown in this test report refer only to the sample(s) tested and such sample(s) are retained for 90 days only.

除非另有說明，此報告結果僅對測試之樣品負責，同時此樣品僅保留90天。本報告未經本公司書面許可，不可部份複製。

This document is issued by the Company subject to its General Conditions of Service printed overleaf, available on request or accessible at www.sgs.com/terms_and_conditions.htm and for electronic format documents, subject to Terms and Conditions for Electronic Documents at www.sgs.com/terms_e-document.htm. Attention is drawn to the limitation of liability, indemnification and jurisdiction issues defined therein. Any holder of this document is advised that information contained hereon reflects the Company's findings at the time of its intervention only and within the limits of Client's instructions, if any. The Company's sole responsibility is to its Client and this document does not exonerate parties to a transaction from exercising all their rights and obligations under the transaction documents. This document cannot be reproduced except in full, without prior written approval of the Company. Any unauthorized alteration, forgery or falsification of the content or appearance of this document is unlawful and offenders may be prosecuted to the fullest extent of the law.

**Calibration Laboratory of
Schmid & Partner
Engineering AG**
Zeughausstrasse 43, 8004 Zurich, Switzerland



S Schweizerischer Kalibrierdienst
C Service suisse d'étalonnage
S Servizio svizzero di tarature
S Swiss Calibration Service

Accredited by the Swiss Accreditation Service (SAS)
The Swiss Accreditation Service is one of the signatories to the EA
Multilateral Agreement for the recognition of calibration certificates

Accreditation No.: **SCS 0108**

Glossary:

TSL tissue simulating liquid
ConvF sensitivity in TSL / NORM x,y,z
N/A not applicable or not measured

Calibration is Performed According to the Following Standards:

- a) IEEE Std 1528-2013, "IEEE Recommended Practice for Determining the Peak Spatial-Averaged Specific Absorption Rate (SAR) in the Human Head from Wireless Communications Devices: Measurement Techniques", June 2013
- b) IEC 62209-1, "Measurement procedure for the assessment of Specific Absorption Rate (SAR) from hand-held and body-mounted devices used next to the ear (frequency range of 300 MHz to 6 GHz)", July 2016
- c) IEC 62209-2, "Procedure to determine the Specific Absorption Rate (SAR) for wireless communication devices used in close proximity to the human body (frequency range of 30 MHz to 6 GHz)", March 2010
- d) KDB 865664, "SAR Measurement Requirements for 100 MHz to 6 GHz"

Additional Documentation:

- e) DASy4/5 System Handbook

Methods Applied and Interpretation of Parameters:

- *Measurement Conditions:* Further details are available from the Validation Report at the end of the certificate. All figures stated in the certificate are valid at the frequency indicated.
- *Antenna Parameters with TSL:* The dipole is mounted with the spacer to position its feed point exactly below the center marking of the flat phantom section, with the arms oriented parallel to the body axis.
- *Feed Point Impedance and Return Loss:* These parameters are measured with the dipole positioned under the liquid filled phantom. The impedance stated is transformed from the measurement at the SMA connector to the feed point. The Return Loss ensures low reflected power. No uncertainty required.
- *Electrical Delay:* One-way delay between the SMA connector and the antenna feed point. No uncertainty required.
- *SAR measured:* SAR measured at the stated antenna input power.
- *SAR normalized:* SAR as measured, normalized to an input power of 1 W at the antenna connector.
- *SAR for nominal TSL parameters:* The measured TSL parameters are used to calculate the nominal SAR result.

The reported uncertainty of measurement is stated as the standard uncertainty of measurement multiplied by the coverage factor $k=2$, which for a normal distribution corresponds to a coverage probability of approximately 95%.

Unless otherwise stated the results shown in this test report refer only to the sample(s) tested and such sample(s) are retained for 90 days only.

除非另有說明，此報告結果僅對測試之樣品負責，同時此樣品僅保留90天。本報告未經本公司書面許可，不可部份複製。

This document is issued by the Company subject to its General Conditions of Service printed overleaf, available on request or accessible at www.sgs.com/terms_and_conditions.htm and for electronic format documents, subject to Terms and Conditions for Electronic Documents at www.sgs.com/terms_e-document.htm. Attention is drawn to the limitation of liability, indemnification and jurisdiction issues defined therein. Any holder of this document is advised that information contained hereon reflects the Company's findings at the time of its intervention only and within the limits of Client's instructions, if any. The Company's sole responsibility is to its Client and this document does not exonerate parties to a transaction from exercising all their rights and obligations under the transaction documents. This document cannot be reproduced except in full, without prior written approval of the Company. Any unauthorized alteration, forgery or falsification of the content or appearance of this document is unlawful and offenders may be prosecuted to the fullest extent of the law.

Measurement Conditions

DASY system configuration, as far as not given on page 1

DASY Version	DASY5	V52.10.0
Extrapolation	Advanced Extrapolation	
Phantom	Modular Flat Phantom	
Distance Dipole Center - TSL	10 mm	with Spacer
Zoom Scan Resolution	dx, dy, dz = 5 mm	
Frequency	2300 MHz ± 1 MHz	

Head TSL parameters

The following parameters and calculations were applied.

	Temperature	Permittivity	Conductivity
Nominal Head TSL parameters	22.0 °C	38.5	1.67 mho/m
Measured Head TSL parameters	(22.0 ± 0.2) °C	38.3 ± 6 %	1.70 mho/m ± 6 %
Head TSL temperature change during test	< 0.5 °C	—	—

SAR result with Head TSL

SAR averaged over 1 cm ³ (1 g) of Head TSL	Condition	
SAR measured	250 mW input power	12.0 W/kg
SAR for nominal Head TSL parameters	normalized to 1W	47.2 W/kg ± 17.0 % (k=2)

SAR averaged over 10 cm ³ (10 g) of Head TSL	condition	
SAR measured	250 mW input power	5.74 W/kg
SAR for nominal Head TSL parameters	normalized to 1W	22.7 W/kg ± 16.5 % (k=2)

Body TSL parameters

The following parameters and calculations were applied.

	Temperature	Permittivity	Conductivity
Nominal Body TSL parameters	22.0 °C	52.9	1.01 mho/m
Measured Body TSL parameters	(22.0 ± 0.2) °C	52.3 ± 6 %	1.06 mho/m ± 6 %
Body TSL temperature change during test	< 0.5 °C	—	—

SAR result with Body TSL

SAR averaged over 1 cm ³ (1 g) of Body TSL	Condition	
SAR measured	250 mW input power	11.6 W/kg
SAR for nominal Body TSL parameters	normalized to 1W	46.4 W/kg ± 17.0 % (k=2)

SAR averaged over 10 cm ³ (10 g) of Body TSL	condition	
SAR measured	250 mW input power	5.68 W/kg
SAR for nominal Body TSL parameters	normalized to 1W	22.5 W/kg ± 16.5 % (k=2)

Unless otherwise stated the results shown in this test report refer only to the sample(s) tested and such sample(s) are retained for 90 days only.

除非另有說明，此報告結果僅對測試之樣品負責，同時此樣品僅保留90天。本報告未經本公司書面許可，不可部份複製。

This document is issued by the Company subject to its General Conditions of Service printed overleaf, available on request or accessible at www.sgs.com/terms_and_conditions.htm and for electronic format documents, subject to Terms and Conditions for Electronic Documents at www.sgs.com/terms_e-document.htm. Attention is drawn to the limitation of liability, indemnification and jurisdiction issues defined therein. Any holder of this document is advised that information contained hereon reflects the Company's findings at the time of its intervention only and within the limits of Client's instructions, if any. The Company's sole responsibility is to its Client and this document does not exonerate parties to a transaction from exercising all their rights and obligations under the transaction documents. This document cannot be reproduced except in full, without prior written approval of the Company. Any unauthorized alteration, forgery or falsification of the content or appearance of this document is unlawful and offenders may be prosecuted to the fullest extent of the law.

Appendix (Additional assessments outside the scope of SCS 0108)

Antenna Parameters with Head TSL

Impedance, transformed to feed point	48.4 Ω - 3.1 $j\Omega$
Return Loss	-29.0 dB

Antenna Parameters with Body TSL

Impedance, transformed to feed point	44.9 Ω - 2.2 $j\Omega$
Return Loss	-24.7 dB

General Antenna Parameters and Design

Electrical Delay (one direction)	1.171 ns
----------------------------------	----------

After long term use with 100W radiated power, only a slight warming of the dipole near the feedpoint can be measured.

The dipole is made of standard semirigid coaxial cable. The center conductor of the feeding line is directly connected to the second arm of the dipole. The antenna is therefore short-circuited for DC-signals. On some of the dipoles, small end caps are added to the dipole arms in order to improve matching when loaded according to the position as explained in the "Measurement Conditions" paragraph. The SAR data are not affected by this change. The overall dipole length is still according to the Standard.

No excessive force must be applied to the dipole arms, because they might bend or the soldered connections near the feedpoint may be damaged.

Additional EUT Data

Manufactured by	SPEAG
Manufactured on	March 30, 2009

Unless otherwise stated the results shown in this test report refer only to the sample(s) tested and such sample(s) are retained for 90 days only.

除非另有說明，此報告結果僅對測試之樣品負責，同時此樣品僅保留90天。本報告未經本公司書面許可，不可部份複製。

This document is issued by the Company subject to its General Conditions of Service printed overleaf, available on request or accessible at www.sgs.com/terms_and_conditions.htm and for electronic format documents, subject to Terms and Conditions for Electronic Documents at www.sgs.com/terms_e-document.htm. Attention is drawn to the limitation of liability, indemnification and jurisdiction issues defined therein. Any holder of this document is advised that information contained hereon reflects the Company's findings at the time of its intervention only and within the limits of Client's instructions, if any. The Company's sole responsibility is to its Client and this document does not exonerate parties to a transaction from exercising all their rights and obligations under the transaction documents. This document cannot be reproduced except in full, without prior written approval of the Company. Any unauthorized alteration, forgery or falsification of the content or appearance of this document is unlawful and offenders may be prosecuted to the fullest extent of the law.

DASY5 Validation Report for Head TSL

Date: 17.08.2017

Test Laboratory: SPEAG, Zurich, Switzerland

DUT: Dipole 2300 MHz; Type: D2300V2; Serial: D2300V2 - SN: 1023


Communication System: UID 0 - CW; Frequency: 2300 MHz
 Medium parameters used: $f = 2300$ MHz; $\sigma = 1.7$ S/m; $\epsilon_r = 38.3$; $\rho = 1000$ kg/m³
 Phantom section: Flat Section
 Measurement Standard: DASY5 (IEEE/IEC/ANSI C63.19-2011)

DASY52 Configuration:

- Probe: EX3DV4 - SN7349; ConvF(8.31, 8.31, 8.31); Calibrated: 31.05.2017;
- Sensor-Surface: 1.4mm (Mechanical Surface Detection)
- Electronics: DAE4 Sn601; Calibrated: 28.03.2017
- Phantom: Flat Phantom 5.0 (front); Type: QD 000 P50 AA; Serial: 1001
- DASY52 52.10.0(1446); SEMCAD X 14.6.10(7417)

Dipole Calibration for Head Tissue/Pin=250 mW, d=10mm/Zoom Scan (7x7x7)/Cube 0:

Measurement grid: dx=5mm, dy=5mm, dz=5mm
 Reference Value = 109.5 V/m; Power Drift = -0.07 dB
 Peak SAR (extrapolated) = 23.6 W/kg
SAR(1 g) = 12 W/kg; SAR(10 g) = 5.74 W/kg
 Maximum value of SAR (measured) = 18.5 W/kg

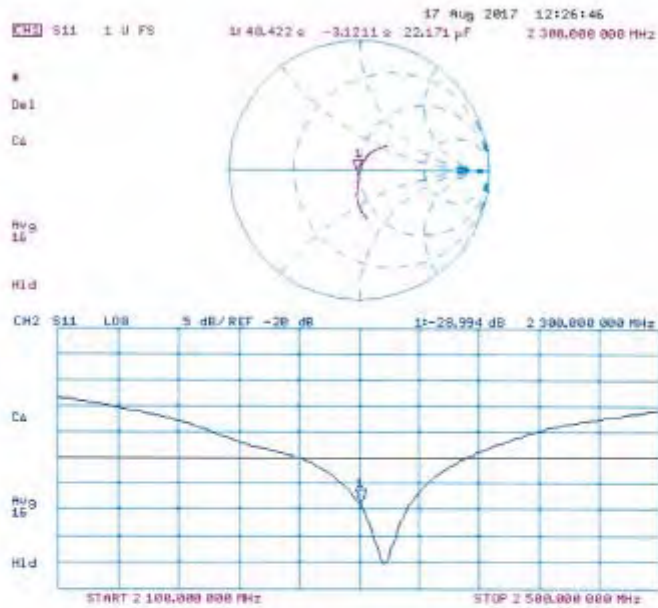


Unless otherwise stated the results shown in this test report refer only to the sample(s) tested and such sample(s) are retained for 90 days only.

除非另有說明，此報告結果僅對測試之樣品負責，同時此樣品僅保留90天。本報告未經本公司書面許可，不可部份複製。

This document is issued by the Company subject to its General Conditions of Service printed overleaf, available on request or accessible at www.sgs.com/terms_and_conditions.htm and for electronic format documents, subject to Terms and Conditions for Electronic Documents at www.sgs.com/terms_e-document.htm. Attention is drawn to the limitation of liability, indemnification and jurisdiction issues defined therein. Any holder of this document is advised that information contained hereon reflects the Company's findings at the time of its intervention only and within the limits of Client's instructions, if any. The Company's sole responsibility is to its Client and this document does not exonerate parties to a transaction from exercising all their rights and obligations under the transaction documents. This document cannot be reproduced except in full, without prior written approval of the Company. Any unauthorized alteration, forgery or falsification of the content or appearance of this document is unlawful and offenders may be prosecuted to the fullest extent of the law.

Impedance Measurement Plot for Head TSL



Unless otherwise stated the results shown in this test report refer only to the sample(s) tested and such sample(s) are retained for 90 days only.

除非另有說明，此報告結果僅對測試之樣品負責，同時此樣品僅保留90天。本報告未經本公司書面許可，不可部份複製。

This document is issued by the Company subject to its General Conditions of Service printed overleaf, available on request or accessible at www.sgs.com/terms_and_conditions.htm and for electronic format documents, subject to Terms and Conditions for Electronic Documents at www.sgs.com/terms_e-document.htm. Attention is drawn to the limitation of liability, indemnification and jurisdiction issues defined therein. Any holder of this document is advised that information contained hereon reflects the Company's findings at the time of its intervention only and within the limits of Client's instructions, if any. The Company's sole responsibility is to its Client and this document does not exonerate parties to a transaction from exercising all their rights and obligations under the transaction documents. This document cannot be reproduced except in full, without prior written approval of the Company. Any unauthorized alteration, forgery or falsification of the content or appearance of this document is unlawful and offenders may be prosecuted to the fullest extent of the law.

DASY5 Validation Report for Body TSL

Date: 17.08.2017

Test Laboratory: SPEAG, Zurich, Switzerland

DUT: Dipole 2300 MHz; Type: D2300V2; Serial: D2300V2 - SN: 1023

Communication System: UID 0 - CW; Frequency: 2300 MHz

Medium parameters used: $f = 2300$ MHz; $\sigma = 1.86$ S/m; $\epsilon_r = 52.3$; $\rho = 1000$ kg/m³

Phantom section: Flat Section

Measurement Standard: DASY5 (IEEE/IEC/ANSI C63.19-2011)

DASY52 Configuration:

- Probe: EX3DV4 - SN7349; ConvF(8.22, 8.22, 8.22); Calibrated: 31.05.2017;
- Sensor-Surface: 1.4mm (Mechanical Surface Detection)
- Electronics: DAE4 Sn601; Calibrated: 28.03.2017
- Phantom: Flat Phantom 5.0 (back); Type: QD 000 P50 AA; Serial: 1002
- DASY52 52.10.0(1446); SEMCAD X 14.6.10(7417)

Dipole Calibration for Body Tissue/Pin=250 mW, d=10mm/Zoom Scan (7x7x7)/Cube 0:


Measurement grid: dx=5mm, dy=5mm, dz=5mm

Reference Value = 102.2 V/m; Power Drift = -0.06 dB

Peak SAR (extrapolated) = 22.3 W/kg

SAR(1 g) = 11.8 W/kg; SAR(10 g) = 5.68 W/kg

Maximum value of SAR (measured) = 17.6 W/kg

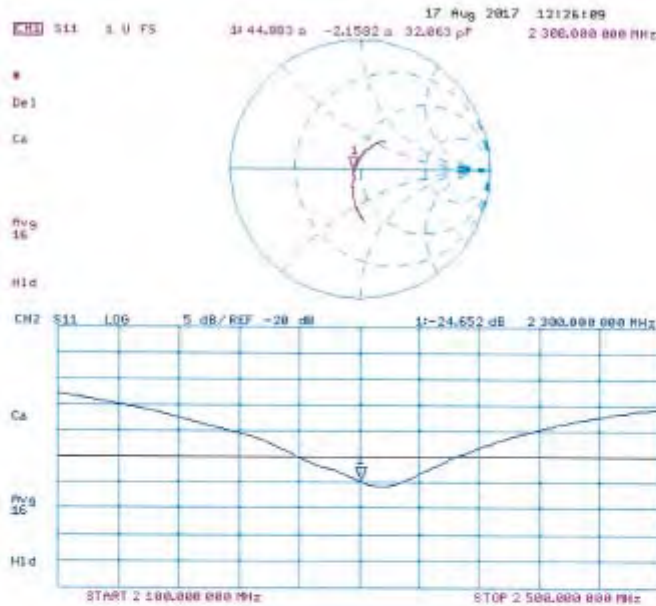


Unless otherwise stated the results shown in this test report refer only to the sample(s) tested and such sample(s) are retained for 90 days only.

除非另有說明，此報告結果僅對測試之樣品負責，同時此樣品僅保留90天。本報告未經本公司書面許可，不可部份複製。

This document is issued by the Company subject to its General Conditions of Service printed overleaf, available on request or accessible at www.sgs.com/terms_and_conditions.htm and for electronic format documents, subject to Terms and Conditions for Electronic Documents at www.sgs.com/terms_e-document.htm. Attention is drawn to the limitation of liability, indemnification and jurisdiction issues defined therein. Any holder of this document is advised that information contained hereon reflects the Company's findings at the time of its intervention only and within the limits of Client's instructions, if any. The Company's sole responsibility is to its Client and this document does not exonerate parties to a transaction from exercising all their rights and obligations under the transaction documents. This document cannot be reproduced except in full, without prior written approval of the Company. Any unauthorized alteration, forgery or falsification of the content or appearance of this document is unlawful and offenders may be prosecuted to the fullest extent of the law.

Impedance Measurement Plot for Body TSL



Unless otherwise stated the results shown in this test report refer only to the sample(s) tested and such sample(s) are retained for 90 days only.

除非另有說明，此報告結果僅對測試之樣品負責，同時此樣品僅保留90天。本報告未經本公司書面許可，不可部份複製。

This document is issued by the Company subject to its General Conditions of Service printed overleaf, available on request or accessible at www.sgs.com/terms_and_conditions.htm and for electronic format documents, subject to Terms and Conditions for Electronic Documents at www.sgs.com/terms_e-document.htm. Attention is drawn to the limitation of liability, indemnification and jurisdiction issues defined therein. Any holder of this document is advised that information contained hereon reflects the Company's findings at the time of its intervention only and within the limits of Client's instructions, if any. The Company's sole responsibility is to its Client and this document does not exonerate parties to a transaction from exercising all their rights and obligations under the transaction documents. This document cannot be reproduced except in full, without prior written approval of the Company. Any unauthorized alteration, forgery or falsification of the content or appearance of this document is unlawful and offenders may be prosecuted to the fullest extent of the law.

**Calibration Laboratory of
Schmid & Partner
Engineering AG**
Zeughausstrasse 43, 8004 Zurich, Switzerland



S Schweizerischer Kalibrierdienst
S Service suisse d'étalonnage
S Servizio svizzero di taratura
S Swiss Calibration Service

Accredited by the Swiss Accreditation Service (SAS)
The Swiss Accreditation Service is one of the signatories to the EA
Multilateral Agreement for the recognition of calibration certificates

Accreditation No.: **SCS 0108**

Client: **SGS-TW (Auden)**

Certificate No: **D2450V2-727_Apr18**

CALIBRATION CERTIFICATE

Object:	D2450V2 - SN:727		
Calibration procedure(s):	QA.CAL-05.v10 Calibration procedure for dipole validation kits above 700 MHz		
Calibration date:	April 24, 2018		
This calibration certificate documents the traceability to national standards, which realize the physical units of measurements (SI). The measurements and the uncertainties with confidence probability are given on the following pages and are part of the certificate.			
All calibrations have been conducted in the closed laboratory facility: environment temperature (22 ± 3)°C and humidity < 70%.			
Calibration Equipment used (MSTE: critical for calibration)			
Primary Standards	ID #	Cal Date (Certificate No.)	Scheduled Calibration
Power meter NRP	SN: 104778	04-Apr-18 (No. 217-02672/02673)	Apr-19
Power sensor NRP-Z91	SN: 103244	04-Apr-18 (No. 217-02672)	Apr-19
Power sensor NRP-Z91	SN: 103245	04-Apr-18 (No. 217-02673)	Apr-19
Reference 20 dB Attenuator	SN: 5058 (20k)	04-Apr-18 (No. 217-02682)	Apr-19
Type-N mismatch combination	SN: 5047.2 / 06327	04-Apr-18 (No. 217-02883)	Apr-19
Reference Probe EX3DV4	SN: 7349	30-Dec-17 (No. EX3-7349_Dec17)	Dec-18
DAE4	SN: 601	26-Oct-17 (No. DAE4-601_Oct17)	Oct-18
Secondary Standards	ID #	Check Date (in house)	Scheduled Check
Power meter EPM-442A	SN: GB37490704	07-Oct-15 (in house check Oct-16)	In house check: Oct-18
Power sensor HP 8481A	SN: US37292783	07-Oct-15 (in house check Oct-16)	In house check: Oct-18
Power sensor HP 8481A	SN: MY41042517	07-Oct-15 (in house check Oct-16)	In house check: Oct-18
RF generator P&S SMT-06	SN: 400972	15-Jun-15 (in house check Oct-16)	In house check: Oct-18
Network Analyzer HP 8753E	SN: US37380585	18-Oct-01 (in house check Oct-17)	In house check: Oct-18
Calibrated by:	Name: Jozsef Kaszai	Function: Laboratory Technician	Signature: [Signature]
Approved by:	Name: Katja Pokovic	Function: Technical Manager	Signature: [Signature]
			Issued: April 25, 2018
This calibration certificate shall not be reproduced except in full without written approval of the laboratory.			

Certificate No: D2450V2-727_Apr18

Page 1 of 8

Unless otherwise stated the results shown in this test report refer only to the sample(s) tested and such sample(s) are retained for 90 days only.

除非另有說明，此報告結果僅對測試之樣品負責，同時此樣品僅保留90天。本報告未經本公司書面許可，不可部份複製。

This document is issued by the Company subject to its General Conditions of Service printed overleaf, available on request or accessible at www.sgs.com/terms_and_conditions.htm and for electronic format documents, subject to Terms and Conditions for Electronic Documents at www.sgs.com/terms_e-document.htm. Attention is drawn to the limitation of liability, indemnification and jurisdiction issues defined therein. Any holder of this document is advised that information contained hereon reflects the Company's findings at the time of its intervention only and within the limits of Client's instructions, if any. The Company's sole responsibility is to its Client and this document does not exonerate parties to a transaction from exercising all their rights and obligations under the transaction documents. This document cannot be reproduced except in full, without prior written approval of the Company. Any unauthorized alteration, forgery or falsification of the content or appearance of this document is unlawful and offenders may be prosecuted to the fullest extent of the law.

SGS Taiwan Ltd.

No.134,Wu Kung Road, New Taipei Industrial Park, Wuku District, New Taipei City, Taiwan 24803/新北市五股區新北產業園區五工路 134 號

台灣檢驗科技股份有限公司

t (886-2) 2299-3279

f (886-2) 2298-0488

www.tw.sgs.com

Member of SGS Group

**Calibration Laboratory of
Schmid & Partner
Engineering AG**
Zeughausstrasse 43, 8004 Zurich, Switzerland



S Schweizerischer Kalibrierdienst
C Service suisse d'étalonnage
S Servizio svizzero di taratura
S Swiss Calibration Service

Accredited by the Swiss Accreditation Service (SAS)
The Swiss Accreditation Service is one of the signatories to the EA
Multilateral Agreement for the recognition of calibration certificates

Accreditation No.: **SCS 0108**

Glossary:

TSL tissue simulating liquid
ConvF sensitivity in TSL / NORM x,y,z
N/A not applicable or not measured

Calibration is Performed According to the Following Standards:

- a) IEEE Std 1528-2013, "IEEE Recommended Practice for Determining the Peak Spatial-Averaged Specific Absorption Rate (SAR) in the Human Head from Wireless Communications Devices: Measurement Techniques", June 2013
- b) IEC 62209-1, "Measurement procedure for the assessment of Specific Absorption Rate (SAR) from hand-held and body-mounted devices used next to the ear (frequency range of 300 MHz to 6 GHz)", July 2016
- c) IEC 62209-2, "Procedure to determine the Specific Absorption Rate (SAR) for wireless communication devices used in close proximity to the human body (frequency range of 30 MHz to 6 GHz)", March 2010
- d) KDB 865664, "SAR Measurement Requirements for 100 MHz to 6 GHz"

Additional Documentation:

- e) DASY4/5 System Handbook

Methods Applied and Interpretation of Parameters:

- **Measurement Conditions:** Further details are available from the Validation Report at the end of the certificate. All figures stated in the certificate are valid at the frequency indicated.
- **Antenna Parameters with TSL:** The dipole is mounted with the spacer to position its feed point exactly below the center marking of the flat phantom section, with the arms oriented parallel to the body axis.
- **Feed Point Impedance and Return Loss:** These parameters are measured with the dipole positioned under the liquid filled phantom. The impedance stated is transformed from the measurement at the SMA connector to the feed point. The Return Loss ensures low reflected power. No uncertainty required.
- **Electrical Delay:** One-way delay between the SMA connector and the antenna feed point. No uncertainty required.
- **SAR measured:** SAR measured at the stated antenna input power.
- **SAR normalized:** SAR as measured, normalized to an input power of 1 W at the antenna connector.
- **SAR for nominal TSL parameters:** The measured TSL parameters are used to calculate the nominal SAR result.

The reported uncertainty of measurement is stated as the standard uncertainty of measurement multiplied by the coverage factor $k=2$, which for a normal distribution corresponds to a coverage probability of approximately 95%.

Unless otherwise stated the results shown in this test report refer only to the sample(s) tested and such sample(s) are retained for 90 days only.

除非另有說明，此報告結果僅對測試之樣品負責，同時此樣品僅保留90天。本報告未經本公司書面許可，不可部份複製。

This document is issued by the Company subject to its General Conditions of Service printed overleaf, available on request or accessible at www.sgs.com/terms_and_conditions.htm and for electronic format documents, subject to Terms and Conditions for Electronic Documents at www.sgs.com/terms_e-document.htm. Attention is drawn to the limitation of liability, indemnification and jurisdiction issues defined therein. Any holder of this document is advised that information contained hereon reflects the Company's findings at the time of its intervention only and within the limits of Client's instructions, if any. The Company's sole responsibility is to its Client and this document does not exonerate parties to a transaction from exercising all their rights and obligations under the transaction documents. This document cannot be reproduced except in full, without prior written approval of the Company. Any unauthorized alteration, forgery or falsification of the content or appearance of this document is unlawful and offenders may be prosecuted to the fullest extent of the law.

Measurement Conditions

DASY system configuration, as far as not given on page 1.

DASY Version	DASY5	V52.10.0
Extrapolation	Advanced Extrapolation	
Phantom	Modular Flat Phantom	
Distance Dipole Center - TSL	10 mm	with Spacer
Zoom Scan Resolution	dx, dy, dz = 5 mm	
Frequency	2450 MHz ± 1 MHz	

Head TSL parameters

The following parameters and calculations were applied.

	Temperature	Permittivity	Conductivity
Nominal Head TSL parameters	22.0 °C	39.2	1.80 mho/m
Measured Head TSL parameters	(22.0 ± 0.2) °C	38.3 ± 6 %	1.86 mho/m ± 6 %
Head TSL temperature change during test	< 0.5 °C	—	—

SAR result with Head TSL

SAR averaged over 1 cm ³ (1 g) of Head TSL	Condition	
SAR measured	250 mW input power	13.3 W/kg
SAR for nominal Head TSL parameters	normalized to 1W	52.1 W/kg ± 17.0 % (k=2)
SAR averaged over 10 cm ³ (10 g) of Head TSL	condition	
SAR measured	250 mW input power	8.16 W/kg
SAR for nominal Head TSL parameters	normalized to 1W	24.3 W/kg ± 16.5 % (k=2)

Body TSL parameters

The following parameters and calculations were applied.

	Temperature	Permittivity	Conductivity
Nominal Body TSL parameters	22.0 °C	52.7	1.95 mho/m
Measured Body TSL parameters	(22.0 ± 0.2) °C	52.5 ± 6 %	2.01 mho/m ± 6 %
Body TSL temperature change during test	< 0.5 °C	—	—

SAR result with Body TSL

SAR averaged over 1 cm ³ (1 g) of Body TSL	Condition	
SAR measured	250 mW input power	12.9 W/kg
SAR for nominal Body TSL parameters	normalized to 1W	50.8 W/kg ± 17.0 % (k=2)
SAR averaged over 10 cm ³ (10 g) of Body TSL	condition	
SAR measured	250 mW input power	8.00 W/kg
SAR for nominal Body TSL parameters	normalized to 1W	23.8 W/kg ± 16.5 % (k=2)

Unless otherwise stated the results shown in this test report refer only to the sample(s) tested and such sample(s) are retained for 90 days only.

除非另有說明，此報告結果僅對測試之樣品負責，同時此樣品僅保留90天。本報告未經本公司書面許可，不可部份複製。

This document is issued by the Company subject to its General Conditions of Service printed overleaf, available on request or accessible at www.sgs.com/terms_and_conditions.htm and for electronic format documents, subject to Terms and Conditions for Electronic Documents at www.sgs.com/terms_e-document.htm. Attention is drawn to the limitation of liability, indemnification and jurisdiction issues defined therein. Any holder of this document is advised that information contained hereon reflects the Company's findings at the time of its intervention only and within the limits of Client's instructions, if any. The Company's sole responsibility is to its Client and this document does not exonerate parties to a transaction from exercising all their rights and obligations under the transaction documents. This document cannot be reproduced except in full, without prior written approval of the Company. Any unauthorized alteration, forgery or falsification of the content or appearance of this document is unlawful and offenders may be prosecuted to the fullest extent of the law.

Appendix (Additional assessments outside the scope of SCS 0108)

Antenna Parameters with Head TSL

Impedance, transformed to feed point	55.2 Ω + 2.7 $j\Omega$
Return Loss	- 25.1 dB

Antenna Parameters with Body TSL

Impedance, transformed to lead point	51.2 Ω + 5.6 $j\Omega$
Return Loss	- 25.0 dB

General Antenna Parameters and Design

Electrical Delay (one direction)	1.148 ns
----------------------------------	----------

After long term use with 100W radiated power, only a slight warming of the dipole near the feedpoint can be measured.

The dipole is made of standard semirigid coaxial cable. The center conductor of the feeding line is directly connected to the second arm of the dipole. The antenna is therefore short-circuited for DC-signals. On some of the dipoles, small end caps are added to the dipole arms in order to improve matching when loaded according to the position as explained in the "Measurement Conditions" paragraph. The SAR data are not affected by this change. The overall dipole length is still according to the Standard.

No excessive force must be applied to the dipole arms, because they might bend or the soldered connections near the feedpoint may be damaged.

Additional EUT Data

Manufactured by	SPEAG
Manufactured on	January 09, 2003

Unless otherwise stated the results shown in this test report refer only to the sample(s) tested and such sample(s) are retained for 90 days only.

除非另有說明，此報告結果僅對測試之樣品負責，同時此樣品僅保留90天。本報告未經本公司書面許可，不可部份複製。

This document is issued by the Company subject to its General Conditions of Service printed overleaf, available on request or accessible at www.sgs.com/terms_and_conditions.htm and for electronic format documents, subject to Terms and Conditions for Electronic Documents at www.sgs.com/terms_e-document.htm. Attention is drawn to the limitation of liability, indemnification and jurisdiction issues defined therein. Any holder of this document is advised that information contained hereon reflects the Company's findings at the time of its intervention only and within the limits of Client's instructions, if any. The Company's sole responsibility is to its Client and this document does not exonerate parties to a transaction from exercising all their rights and obligations under the transaction documents. This document cannot be reproduced except in full, without prior written approval of the Company. Any unauthorized alteration, forgery or falsification of the content or appearance of this document is unlawful and offenders may be prosecuted to the fullest extent of the law.

DASY5 Validation Report for Head TSL

Date: 24.04.2018

Test Laboratory: SPEAG, Zurich, Switzerland

DUT: Dipole 2450 MHz; Type: D2450V2; Serial: D2450V2 - SN:727

Communication System: UID 0 - CW; Frequency: 2450 MHz

Medium parameters used: $f = 2450$ MHz; $\sigma = 1.86$ S/m; $\epsilon_r = 38.3$; $\rho = 1000$ kg/m³

Phantom section: Flat Section

Measurement Standard: DASY5 (IEEE/IEC/ANSI C63.19-2011)

DASY52 Configuration:

- Probe: EX3DV4 - SN7349; ConvF(7.88, 7.88, 7.88); Calibrated: 30.12.2017;
- Sensor-Surface: 1.4mm (Mechanical Surface Detection)
- Electronics: DAE4 Sn601; Calibrated: 26.10.2017
- Phantom: Flat Phantom 5.0 (front); Type: QD 000 P50 AA; Serial: 1001
- DASY52 52.10.0(1446); SEMCAD X 14.6.10(7417)

Dipole Calibration for Head Tissue/Pin=250 mW, d=10mm/Zoom Scan (7x7x7)/Cube 0:


Measurement grid: $d_x=5$ mm, $d_y=5$ mm, $d_z=5$ mm

Reference Value = 116.0 V/m; Power Drift = -0.06 dB

Peak SAR (extrapolated) = 26.7 W/kg

SAR(1 g) = 13.3 W/kg; SAR(10 g) = 6.16 W/kg

Maximum value of SAR (measured) = 22.0 W/kg

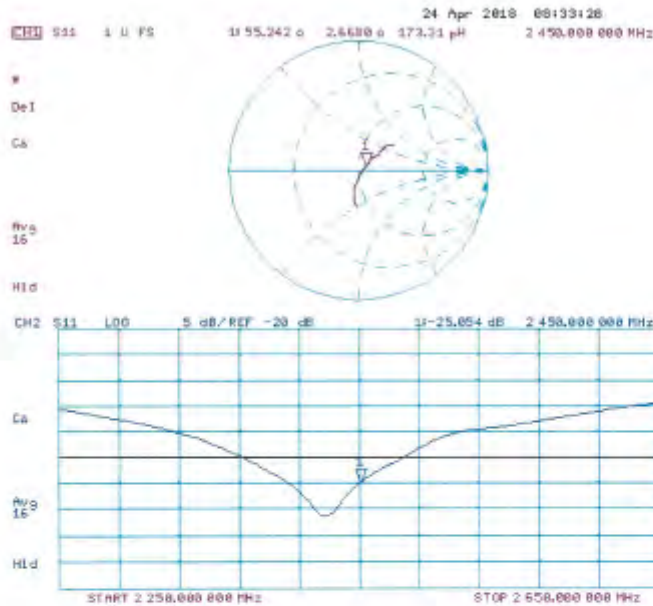


Unless otherwise stated the results shown in this test report refer only to the sample(s) tested and such sample(s) are retained for 90 days only.

除非另有說明，此報告結果僅對測試之樣品負責，同時此樣品僅保留90天。本報告未經本公司書面許可，不可部份複製。

This document is issued by the Company subject to its General Conditions of Service printed overleaf, available on request or accessible at www.sgs.com/terms_and_conditions.htm and for electronic format documents, subject to Terms and Conditions for Electronic Documents at www.sgs.com/terms_e-document.htm. Attention is drawn to the limitation of liability, indemnification and jurisdiction issues defined therein. Any holder of this document is advised that information contained hereon reflects the Company's findings at the time of its intervention only and within the limits of Client's instructions, if any. The Company's sole responsibility is to its Client and this document does not exonerate parties to a transaction from exercising all their rights and obligations under the transaction documents. This document cannot be reproduced except in full, without prior written approval of the Company. Any unauthorized alteration, forgery or falsification of the content or appearance of this document is unlawful and offenders may be prosecuted to the fullest extent of the law.

Impedance Measurement Plot for Head TSL



Unless otherwise stated the results shown in this test report refer only to the sample(s) tested and such sample(s) are retained for 90 days only.

除非另有說明，此報告結果僅對測試之樣品負責，同時此樣品僅保留90天。本報告未經本公司書面許可，不可部份複製。

This document is issued by the Company subject to its General Conditions of Service printed overleaf, available on request or accessible at www.sgs.com/terms_and_conditions.htm and for electronic format documents, subject to Terms and Conditions for Electronic Documents at www.sgs.com/terms_e-document.htm. Attention is drawn to the limitation of liability, indemnification and jurisdiction issues defined therein. Any holder of this document is advised that information contained hereon reflects the Company's findings at the time of its intervention only and within the limits of Client's instructions, if any. The Company's sole responsibility is to its Client and this document does not exonerate parties to a transaction from exercising all their rights and obligations under the transaction documents. This document cannot be reproduced except in full, without prior written approval of the Company. Any unauthorized alteration, forgery or falsification of the content or appearance of this document is unlawful and offenders may be prosecuted to the fullest extent of the law.

DASY5 Validation Report for Body TSL

Date: 24.04.2018

Test Laboratory: SPEAG, Zurich, Switzerland

DUT: Dipole 2450 MHz; Type: D2450V2; Serial: D2450V2 - SN:727

Communication System: UID 0 - CW; Frequency: 2450 MHz

Medium parameters used: $f = 2450$ MHz; $\sigma = 2.01$ S/m; $v_r = 52.5$; $\rho = 1000$ kg/m³

Phantom section: Flat Section

Measurement Standard: DASY5 (IEEE/IEC/ANSI C63.19-2011)

DASY52 Configuration:

- Probe: EX3DV4 - SN7349; ConvF(8.01, 8.01, 8.01); Calibrated: 30.12.2017;
- Sensor-Surface: 1.4mm (Mechanical Surface Detection)
- Electronics: DAE4 Sn601; Calibrated: 26.10.2017
- Phantom: Flat Phantom 5.0 (back); Type: QD 000 P50 AA; Serial: 1002
- DASY52 52.10.0(1446); SEMCAD X 14.6.10(7417)

Dipole Calibration for Body Tissue/ $P_{in}=250$ mW, $d=10$ mm/Zoom Scan (7x7x7)/Cube 0:


Measurement grid: $dx=5$ mm, $dy=5$ mm, $dz=5$ mm

Reference Value = 108.4 V/m; Power Drift = -0.07 dB

Peak SAR (extrapolated) = 25.5 W/kg

SAR(1 g) = 12.9 W/kg; SAR(10 g) = 6 W/kg

Maximum value of SAR (measured) = 21.1 W/kg

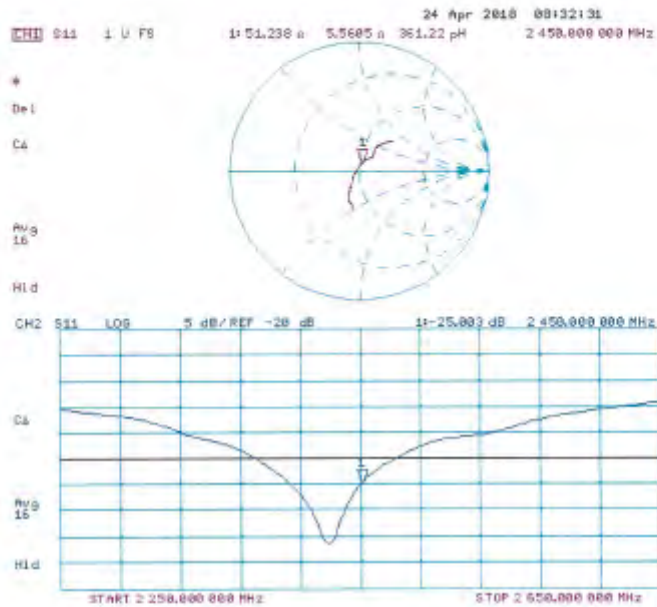


Unless otherwise stated the results shown in this test report refer only to the sample(s) tested and such sample(s) are retained for 90 days only.

除非另有說明，此報告結果僅對測試之樣品負責，同時此樣品僅保留90天。本報告未經本公司書面許可，不可部份複製。

This document is issued by the Company subject to its General Conditions of Service printed overleaf, available on request or accessible at www.sgs.com/terms_and_conditions.htm and for electronic format documents, subject to Terms and Conditions for Electronic Documents at www.sgs.com/terms_e-document.htm. Attention is drawn to the limitation of liability, indemnification and jurisdiction issues defined therein. Any holder of this document is advised that information contained hereon reflects the Company's findings at the time of its intervention only and within the limits of Client's instructions, if any. The Company's sole responsibility is to its Client and this document does not exonerate parties to a transaction from exercising all their rights and obligations under the transaction documents. This document cannot be reproduced except in full, without prior written approval of the Company. Any unauthorized alteration, forgery or falsification of the content or appearance of this document is unlawful and offenders may be prosecuted to the fullest extent of the law.

Impedance Measurement Plot for Body TSL



Unless otherwise stated the results shown in this test report refer only to the sample(s) tested and such sample(s) are retained for 90 days only.

除非另有說明，此報告結果僅對測試之樣品負責，同時此樣品僅保留90天。本報告未經本公司書面許可，不可部份複製。

This document is issued by the Company subject to its General Conditions of Service printed overleaf, available on request or accessible at www.sgs.com/terms_and_conditions.htm and for electronic format documents, subject to Terms and Conditions for Electronic Documents at www.sgs.com/terms_e-document.htm. Attention is drawn to the limitation of liability, indemnification and jurisdiction issues defined therein. Any holder of this document is advised that information contained hereon reflects the Company's findings at the time of its intervention only and within the limits of Client's instructions, if any. The Company's sole responsibility is to its Client and this document does not exonerate parties to a transaction from exercising all their rights and obligations under the transaction documents. This document cannot be reproduced except in full, without prior written approval of the Company. Any unauthorized alteration, forgery or falsification of the content or appearance of this document is unlawful and offenders may be prosecuted to the fullest extent of the law.

**Calibration Laboratory of
Schmid & Partner
Engineering AG**
Zeughausstrasse 43, 8004 Zurich, Switzerland



S Schweizerischer Kalibrierdienst
C Service suisse d'étalonnage
S Servizio svizzero di taratura
S Swiss Calibration Service

Accredited by the Swiss Accreditation Service (SAS)
The Swiss Accreditation Service is one of the signatories to the EA
Multilateral Agreement for the recognition of calibration certificates

Accreditation No.: SCS 0108

Client **SGS-TW (Auden)**

Certificate No: **D2600V2-1005_Jan18**

CALIBRATION CERTIFICATE

Object:	D2600V2 - SN:1005		
Calibration procedure(s):	QA CAL-05.v9 Calibration procedure for dipole validation kits above 700 MHz		
Calibration date:	January 17, 2018		
This calibration certificate documents the traceability to national standards, which realize the physical units of measurements (SI). The measurements and the uncertainties with confidence probability are given on the following pages and are part of the certificate.			
All calibrations have been conducted in the closed laboratory facility, environment temperature (22 ± 3)°C and humidity < 70%.			
Calibration Equipment used (M&TE critical for calibration)			
Primary Standards	ID #	Cal Date (Certificate No.)	Scheduled Calibration
Power meter NRP	SN: 104778	04-Apr-17 (No. 217-02521/02522)	Apr-18
Power sensor NRP-Z91	SN: 103244	04-Apr-17 (No. 217-02521)	Apr-18
Power sensor NRP-Z91	SN: 103245	04-Apr-17 (No. 217-02522)	Apr-18
Reference 20 dB Attenuator	SN: 5058 (20k)	07-Apr-17 (No. 217-02528)	Apr-18
Type-N mismatch combination	SN: 5047.2 / 06327	07-Apr-17 (No. 217-02529)	Apr-18
Reference Probe EX3DV4	SN: 7349	30-Dec-17 (No. EX3-7349_Dec17)	Dec-18
DAE4	SN: 601	26-Oct-17 (No. DAE4-601_Oct17)	Oct-18
Secondary Standards	ID #	Check Date (in house)	Scheduled Check
Power meter EPM-442A	SN: GB37480704	07-Oct-15 (in house check Oct-15)	In house check: Oct-18
Power sensor HP 8461A	SN: US37292783	07-Oct-15 (in house check Oct-15)	In house check: Oct-18
Power sensor HP 8461A	SN: MY41092317	07-Oct-15 (in house check Oct-15)	In house check: Oct-18
RF generator R&S SMT-06	SN: 100972	15-Jun-15 (in house check Oct-15)	In house check: Oct-18
Network Analyzer HP 8753E	SN: US37390585	18-Oct-01 (in house check Oct-17)	In house check: Oct-18
Calibrated by:	Name: Jaton Kasirali	Function: Laboratory Technician	Signature:
Approved by:	Name: Katja Pokovic	Function: Technical Manager	Signature:
			Issued: January 17, 2018
This calibration certificate shall not be reproduced except in full without written approval of the laboratory.			

Certificate No: D2600V2-1005_Jan18

Page 1 of 8

Unless otherwise stated the results shown in this test report refer only to the sample(s) tested and such sample(s) are retained for 90 days only.

除非另有說明，此報告結果僅對測試之樣品負責，同時此樣品僅保留90天。本報告未經本公司書面許可，不可部份複製。

This document is issued by the Company subject to its General Conditions of Service printed overleaf, available on request or accessible at www.sgs.com/terms_and_conditions.htm and for electronic format documents, subject to Terms and Conditions for Electronic Documents at www.sgs.com/terms_e-document.htm. Attention is drawn to the limitation of liability, indemnification and jurisdiction issues defined therein. Any holder of this document is advised that information contained hereon reflects the Company's findings at the time of its intervention only and within the limits of Client's instructions, if any. The Company's sole responsibility is to its Client and this document does not exonerate parties to a transaction from exercising all their rights and obligations under the transaction documents. This document cannot be reproduced except in full, without prior written approval of the Company. Any unauthorized alteration, forgery or falsification of the content or appearance of this document is unlawful and offenders may be prosecuted to the fullest extent of the law.

**Calibration Laboratory of
Schmid & Partner
Engineering AG**
Zeughausstrasse 43, 8004 Zurich, Switzerland



S Schweizerischer Kalibrierdienst
C Service suisse d'étalonnage
S Servizio svizzero di taratura
S Swiss Calibration Service

Accredited by the Swiss Accreditation Service (SAS)
The Swiss Accreditation Service is one of the signatories to the EA
Multilateral Agreement for the recognition of calibration certificates

Accreditation No.: **SCS 0108**

Glossary:

TSL tissue simulating liquid
ConvF sensitivity in TSL / NORM x,y,z
N/A not applicable or not measured

Calibration is Performed According to the Following Standards:

- a) IEEE Std 1528-2013, "IEEE Recommended Practice for Determining the Peak Spatial-Averaged Specific Absorption Rate (SAR) in the Human Head from Wireless Communications Devices: Measurement Techniques", June 2013
- b) IEC 62209-1, "Measurement procedure for the assessment of Specific Absorption Rate (SAR) from hand-held and body-mounted devices used next to the ear (frequency range of 300 MHz to 6 GHz)", July 2016
- c) IEC 62209-2, "Procedure to determine the Specific Absorption Rate (SAR) for wireless communication devices used in close proximity to the human body (frequency range of 30 MHz to 6 GHz)", March 2010
- d) KDB 865664, "SAR Measurement Requirements for 100 MHz to 6 GHz"

Additional Documentation:

- e) DASY4/5 System Handbook

Methods Applied and Interpretation of Parameters:

- *Measurement Conditions:* Further details are available from the Validation Report at the end of the certificate. All figures stated in the certificate are valid at the frequency indicated.
- *Antenna Parameters with TSL:* The dipole is mounted with the spacer to position its feed point exactly below the center marking of the flat phantom section, with the arms oriented parallel to the body axis.
- *Feed Point Impedance and Return Loss:* These parameters are measured with the dipole positioned under the liquid filled phantom. The impedance stated is transformed from the measurement at the SMA connector to the feed point. The Return Loss ensures low reflected power. No uncertainty required.
- *Electrical Delay:* One-way delay between the SMA connector and the antenna feed point. No uncertainty required.
- *SAR measured:* SAR measured at the stated antenna input power.
- *SAR normalized:* SAR as measured, normalized to an input power of 1 W at the antenna connector.
- *SAR for nominal TSL parameters:* The measured TSL parameters are used to calculate the nominal SAR result.

The reported uncertainty of measurement is stated as the standard uncertainty of measurement multiplied by the coverage factor $k=2$, which for a normal distribution corresponds to a coverage probability of approximately 95%.

Unless otherwise stated the results shown in this test report refer only to the sample(s) tested and such sample(s) are retained for 90 days only.

除非另有說明，此報告結果僅對測試之樣品負責，同時此樣品僅保留90天。本報告未經本公司書面許可，不可部份複製。

This document is issued by the Company subject to its General Conditions of Service printed overleaf, available on request or accessible at www.sgs.com/terms_and_conditions.htm and for electronic format documents, subject to Terms and Conditions for Electronic Documents at www.sgs.com/terms_e-document.htm. Attention is drawn to the limitation of liability, indemnification and jurisdiction issues defined therein. Any holder of this document is advised that information contained hereon reflects the Company's findings at the time of its intervention only and within the limits of Client's instructions, if any. The Company's sole responsibility is to its Client and this document does not exonerate parties to a transaction from exercising all their rights and obligations under the transaction documents. This document cannot be reproduced except in full, without prior written approval of the Company. Any unauthorized alteration, forgery or falsification of the content or appearance of this document is unlawful and offenders may be prosecuted to the fullest extent of the law.

Measurement Conditions

DASY system configuration, as far as not given on page 1.

DASY Version	DASY5	V52.10.0
Extrapolation	Advanced Extrapolation	
Phantom	Modular Flat Phantom	
Distance Dipole Center - TSL	10 mm	with Spacer
Zoom Scan Resolution	dx, dy, dz = 5 mm	
Frequency	2600 MHz \pm 1 MHz	

Head TSL parameters

The following parameters and calculations were applied.

	Temperature	Permittivity	Conductivity
Nominal Head TSL parameters	22.0 °C	39.0	1.96 mho/m
Measured Head TSL parameters	(22.0 \pm 0.2) °C	37.2 \pm 6 %	2.04 mho/m \pm 6 %
Head TSL temperature change during test	< 0.5 °C	----	----

SAR result with Head TSL

SAR averaged over 1 cm ³ (1 g) of Head TSL	Condition	
SAR measured	250 mW input power	14.6 W/kg
SAR for nominal Head TSL parameters	normalized to 1W	56.8 W/kg \pm 17.0 % (k=2)

SAR averaged over 10 cm ³ (10 g) of Head TSL	condition	
SAR measured	250 mW input power	6.49 W/kg
SAR for nominal Head TSL parameters	normalized to 1W	25.5 W/kg \pm 16.5 % (k=2)

Body TSL parameters

The following parameters and calculations were applied.

	Temperature	Permittivity	Conductivity
Nominal Body TSL parameters	22.0 °C	52.5	2.16 mho/m
Measured Body TSL parameters	(22.0 \pm 0.2) °C	51.1 \pm 6 %	2.20 mho/m \pm 6 %
Body TSL temperature change during test	< 0.5 °C	----	----

SAR result with Body TSL

SAR averaged over 1 cm ³ (1 g) of Body TSL	Condition	
SAR measured	250 mW input power	13.8 W/kg
SAR for nominal Body TSL parameters	normalized to 1W	54.4 W/kg \pm 17.0 % (k=2)

SAR averaged over 10 cm ³ (10 g) of Body TSL	condition	
SAR measured	250 mW input power	6.13 W/kg
SAR for nominal Body TSL parameters	normalized to 1W	24.3 W/kg \pm 16.5 % (k=2)

Unless otherwise stated the results shown in this test report refer only to the sample(s) tested and such sample(s) are retained for 90 days only.

除非另有說明，此報告結果僅對測試之樣品負責，同時此樣品僅保留90天。本報告未經本公司書面許可，不可部份複製。

 This document is issued by the Company subject to its General Conditions of Service printed overleaf, available on request or accessible at www.sgs.com/terms_and_conditions.htm and for electronic format documents, subject to Terms and Conditions for Electronic Documents at www.sgs.com/terms_e-document.htm. Attention is drawn to the limitation of liability, indemnification and jurisdiction issues defined therein. Any holder of this document is advised that information contained hereon reflects the Company's findings at the time of its intervention only and within the limits of Client's instructions, if any. The Company's sole responsibility is to its Client and this document does not exonerate parties to a transaction from exercising all their rights and obligations under the transaction documents. This document cannot be reproduced except in full, without prior written approval of the Company. Any unauthorized alteration, forgery or falsification of the content or appearance of this document is unlawful and offenders may be prosecuted to the fullest extent of the law.

Appendix (Additional assessments outside the scope of SCS 0108)
Antenna Parameters with Head TSL

Impedance, transformed to feed point	48.4 Ω - 4.7 j Ω
Return Loss	- 26.0 dB

Antenna Parameters with Body TSL

Impedance, transformed to feed point	46.2 Ω - 3.0 j Ω
Return Loss	- 25.9 dB

General Antenna Parameters and Design

Electrical Delay (one direction)	1.155 ns
----------------------------------	----------

After long term use with 100W radiated power, only a slight warming of the dipole near the feedpoint can be measured.

The dipole is made of standard semirigid coaxial cable. The center conductor of the feeding line is directly connected to the second arm of the dipole. The antenna is therefore short-circuited for DC-signals. On some of the dipoles, small end caps are added to the dipole arms in order to improve matching when loaded according to the position as explained in the "Measurement Conditions" paragraph. The SAR data are not affected by this change. The overall dipole length is still according to the Standard.

No excessive force must be applied to the dipole arms, because they might bend or the soldered connections near the feedpoint may be damaged.

Additional EUT Data

Manufactured by	SPEAG
Manufactured on	December 23, 2006

Unless otherwise stated the results shown in this test report refer only to the sample(s) tested and such sample(s) are retained for 90 days only.

除非另有說明，此報告結果僅對測試之樣品負責，同時此樣品僅保留90天。本報告未經本公司書面許可，不可部份複製。

This document is issued by the Company subject to its General Conditions of Service printed overleaf, available on request or accessible at www.sgs.com/terms_and_conditions.htm and for electronic format documents, subject to Terms and Conditions for Electronic Documents at www.sgs.com/terms_e-document.htm. Attention is drawn to the limitation of liability, indemnification and jurisdiction issues defined therein. Any holder of this document is advised that information contained hereon reflects the Company's findings at the time of its intervention only and within the limits of Client's instructions, if any. The Company's sole responsibility is to its Client and this document does not exonerate parties to a transaction from exercising all their rights and obligations under the transaction documents. This document cannot be reproduced except in full, without prior written approval of the Company. Any unauthorized alteration, forgery or falsification of the content or appearance of this document is unlawful and offenders may be prosecuted to the fullest extent of the law.

DASY5 Validation Report for Head TSL

Date: 17.01.2018

Test Laboratory: SPEAG, Zurich, Switzerland

DUT: Dipole 2600 MHz; Type: D2600V2; Serial: D2600V2 - SN:1005

Communication System: UID 0 - CW; Frequency: 2600 MHz

Medium parameters used: $f = 2600$ MHz; $\sigma = 2.04$ S/m; $\epsilon_r = 37.2$; $\rho = 1000$ kg/m³

Phantom section: Flat Section

Measurement Standard: DASY5 (IEEE/IEC/ANSI C63.19-2011)

DASY52 Configuration:

- Probe: EX3DV4 - SN7349; ConvF(7.7, 7.7, 7.7); Calibrated: 30.12.2017;
- Sensor-Surface: 1.4mm (Mechanical Surface Detection)
- Electronics: DAE4 S0601; Calibrated: 26.10.2017
- Phantom: Flat Phantom 5.0 (front); Type: QD 000 P50 AA; Serial: 1001
- DASY52 52.10.0(1446); SEMCAD X 14.6.10(7417)

Dipole Calibration for Head Tissue/Pin=250 mW, d=10mm/Zoom Scan (7x7x7)/Cube 0:


Measurement grid: dx=5mm, dy=5mm, dz=5mm

Reference Value = 118.8 V/m; Power Drift = -0.08 dB

Peak SAR (extrapolated) = 29.8 W/kg

SAR(1 g) = 14.6 W/kg; SAR(10 g) = 6.49 W/kg

Maximum value of SAR (measured) = 24.1 W/kg

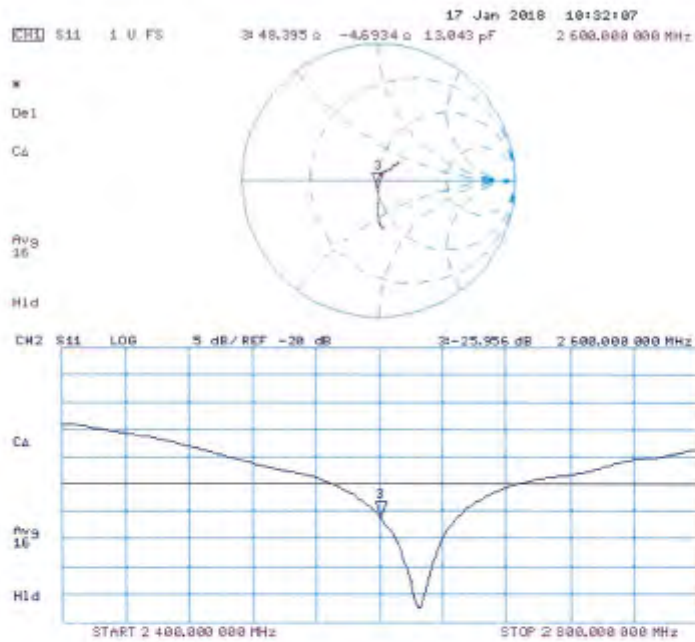


Unless otherwise stated the results shown in this test report refer only to the sample(s) tested and such sample(s) are retained for 90 days only.

除非另有說明，此報告結果僅對測試之樣品負責，同時此樣品僅保留90天。本報告未經本公司書面許可，不可部份複製。

This document is issued by the Company subject to its General Conditions of Service printed overleaf, available on request or accessible at www.sgs.com/terms_and_conditions.htm and for electronic format documents, subject to Terms and Conditions for Electronic Documents at www.sgs.com/terms_e-document.htm. Attention is drawn to the limitation of liability, indemnification and jurisdiction issues defined therein. Any holder of this document is advised that information contained hereon reflects the Company's findings at the time of its intervention only and within the limits of Client's instructions, if any. The Company's sole responsibility is to its Client and this document does not exonerate parties to a transaction from exercising all their rights and obligations under the transaction documents. This document cannot be reproduced except in full, without prior written approval of the Company. Any unauthorized alteration, forgery or falsification of the content or appearance of this document is unlawful and offenders may be prosecuted to the fullest extent of the law.

Impedance Measurement Plot for Head TSL



Unless otherwise stated the results shown in this test report refer only to the sample(s) tested and such sample(s) are retained for 90 days only.

除非另有說明，此報告結果僅對測試之樣品負責，同時此樣品僅保留90天。本報告未經本公司書面許可，不可部份複製。

This document is issued by the Company subject to its General Conditions of Service printed overleaf, available on request or accessible at www.sgs.com/terms_and_conditions.htm and for electronic format documents, subject to Terms and Conditions for Electronic Documents at www.sgs.com/terms_e-document.htm. Attention is drawn to the limitation of liability, indemnification and jurisdiction issues defined therein. Any holder of this document is advised that information contained hereon reflects the Company's findings at the time of its intervention only and within the limits of Client's instructions, if any. The Company's sole responsibility is to its Client and this document does not exonerate parties to a transaction from exercising all their rights and obligations under the transaction documents. This document cannot be reproduced except in full, without prior written approval of the Company. Any unauthorized alteration, forgery or falsification of the content or appearance of this document is unlawful and offenders may be prosecuted to the fullest extent of the law.

DASY5 Validation Report for Body TSL

Date: 17.01.2018

Test Laboratory: SPEAG, Zurich, Switzerland

DUT: Dipole 2600 MHz; Type: D2600V2; Serial: D2600V2 - SN:1005

Communication System: UID 0 - CW; Frequency: 2600 MHz

Medium parameters used: $f = 2600$ MHz; $\sigma = 2.2$ S/m; $\epsilon_r = 51.1$; $\rho = 1000$ kg/m³

Phantom section: Flat Section

Measurement Standard: DASY5 (IEEE/IEC/ANSI C63.19-2011)

DASY52 Configuration:

- Probe: EX3DV4 - SN7349; ConvF(7.81, 7.81, 7.81); Calibrated: 30.12.2017;
- Sensor-Surface: 1.4mm (Mechanical Surface Detection)
- Electronics: DAE4 Sn601; Calibrated: 26.10.2017
- Phantom: Flat Phantom 5.0 (back); Type: QD 000 P50 AA; Serial: 1002
- DASY52 52.10.0(1446); SEMCAD X 14.6.10(7417)

Dipole Calibration for Body Tissue/Pin=250 mW, d=10mm/Zoom Scan (7x7x7)/Cube 0:


Measurement grid: dx=5mm, dy=5mm, dz=5mm

Reference Value = 108.0 V/m; Power Drift = -0.06 dB

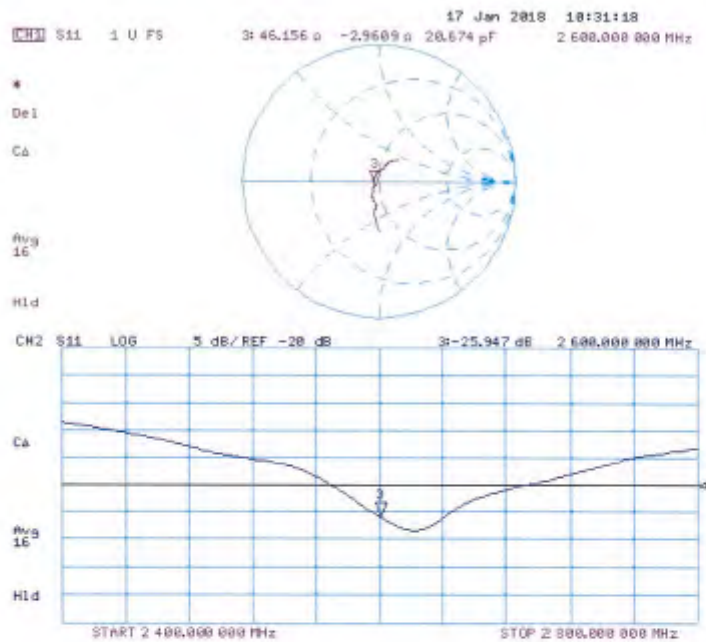
Peak SAR (extrapolated) = 28.6 W/kg

SAR(1 g) = 13.8 W/kg; SAR(10 g) = 6.13 W/kg

Maximum value of SAR (measured) = 22.6 W/kg



Impedance Measurement Plot for Body TSL



Unless otherwise stated the results shown in this test report refer only to the sample(s) tested and such sample(s) are retained for 90 days only.

除非另有說明，此報告結果僅對測試之樣品負責，同時此樣品僅保留90天。本報告未經本公司書面許可，不可部份複製。

This document is issued by the Company subject to its General Conditions of Service printed overleaf, available on request or accessible at www.sgs.com/terms_and_conditions.htm and for electronic format documents, subject to Terms and Conditions for Electronic Documents at www.sgs.com/terms_e-document.htm. Attention is drawn to the limitation of liability, indemnification and jurisdiction issues defined therein. Any holder of this document is advised that information contained hereon reflects the Company's findings at the time of its intervention only and within the limits of Client's instructions, if any. The Company's sole responsibility is to its Client and this document does not exonerate parties to a transaction from exercising all their rights and obligations under the transaction documents. This document cannot be reproduced except in full, without prior written approval of the Company. Any unauthorized alteration, forgery or falsification of the content or appearance of this document is unlawful and offenders may be prosecuted to the fullest extent of the law.

**Calibration Laboratory of
Schmid & Partner
Engineering AG**
Zeughausstrasse 43, 8004 Zurich, Switzerland



S Schweizerischer Kalibrierdienst
C Service suisse d'étalonnage
S Servizio svizzero di taratura
S Swiss Calibration Service

Accredited by the Swiss Accreditation Service (SAS)
The Swiss Accreditation Service is one of the signatories to the EA
Multilateral Agreement for the recognition of calibration certificates

Accreditation No.: **SCS 0108**

Client **SGS-TW (Auden)**

Certificate No: **D5GHzV2-1023_Jan18**

CALIBRATION CERTIFICATE

Object	D5GHzV2 - SN:1023		
Calibration procedure(s)	QA CAL-22.v2 Calibration procedure for dipole validation kits between 3-6 GHz		
Calibration date:	January 25, 2018		
This calibration certificate documents the traceability to national standards, which realize the physical units of measurements (SI). The measurements and the uncertainties with confidence probability are given on the following pages and are part of the certificate.			
All calibrations have been conducted in the closed laboratory facility, environment temperature (22 ± 3)°C and humidity < 70%.			
Calibration Equipment used (M&TE critical for calibration)			
Primary Standards	ID #	Cal Date (Certificate No.)	Scheduled Calibration
Power meter NRP	SN: 104778	04-Apr-17 (No. 217-02521/02522)	Apr-18
Power sensor NRP-Z91	SN: 103284	04-Apr-17 (No. 217-02521)	Apr-18
Power sensor NRP-Z91	SN: 103246	04-Apr-17 (No. 217-02522)	Apr-18
Reference 20 dB Attenuator	SN: 5058 (20k)	07-Apr-17 (No. 217-02528)	Apr-18
Type-N mismatch combination	SN: 5047.2 / 06327	07-Apr-17 (No. 217-02529)	Apr-18
Reference Probe EX3DV4	SN: 3503	30-Dec-17 (No. EX3-3503_Dec17)	Dec-18
DAE4	SN: 601	26-Oct-17 (No. DAE4-601_Oct17)	Oct-18
Secondary Standards	ID #	Check Date (in house)	Scheduled Check
Power meter EPM-442A	SN: GS37480704	07-Oct-15 (in house check Oct-16)	In house check: Oct-18
Power sensor HP 8481A	SN: US37282783	07-Oct-15 (in house check Oct-16)	In house check: Oct-18
Power sensor HP 8461A	SN: MY41092317	07-Oct-15 (in house check Oct-16)	In house check: Oct-18
RF generator R&S SMT-06	SN: 100972	15-Jun-15 (in house check Oct-16)	In house check: Oct-18
Network Analyzer HP-8753E	SN: US37360685	18-Oct-01 (in house check Oct-17)	In house check: Oct-18
Calibrated by:	Name Jeton Kasirali	Function Laboratory Technician	Signature
Approved by:	Name Katja Petrovic	Technical Manager	Signature
Issued: January 25, 2018			
This calibration certificate shall not be reproduced except in full without written approval of the laboratory.			

Certificate No: D5GHzV2-1023_Jan18

Page 1 of 15

Unless otherwise stated the results shown in this test report refer only to the sample(s) tested and such sample(s) are retained for 90 days only.

除非另有說明，此報告結果僅對測試之樣品負責，同時此樣品僅保留90天。本報告未經本公司書面許可，不可部份複製。

This document is issued by the Company subject to its General Conditions of Service printed overleaf, available on request or accessible at www.sgs.com/terms_and_conditions.htm and for electronic format documents, subject to Terms and Conditions for Electronic Documents at www.sgs.com/terms_e-document.htm. Attention is drawn to the limitation of liability, indemnification and jurisdiction issues defined therein. Any holder of this document is advised that information contained hereon reflects the Company's findings at the time of its intervention only and within the limits of Client's instructions, if any. The Company's sole responsibility is to its Client and this document does not exonerate parties to a transaction from exercising all their rights and obligations under the transaction documents. This document cannot be reproduced except in full, without prior written approval of the Company. Any unauthorized alteration, forgery or falsification of the content or appearance of this document is unlawful and offenders may be prosecuted to the fullest extent of the law.

SGS Taiwan Ltd.

No.134,Wu Kung Road, New Taipei Industrial Park, Wuku District, New Taipei City, Taiwan 24803/新北市五股區新北產業園區五工路 134 號

台灣檢驗科技股份有限公司

t (886-2) 2299-3279

f (886-2) 2298-0488

www.tw.sgs.com

Member of SGS Group

**Calibration Laboratory of
Schmid & Partner
Engineering AG**
Zeughausstrasse 43, 8004 Zurich, Switzerland



S Schweizerischer Kalibrierdienst
C Service suisse d'étalonnage
S Servizio svizzero di taratura
S Swiss Calibration Service

Accredited by the Swiss Accreditation Service (SAS)
The Swiss Accreditation Service is one of the signatories to the EA
Multilateral Agreement for the recognition of calibration certificates

Accreditation No.: **SCS 0108**

Glossary:

TSL	tissue simulating liquid
ConvF	sensitivity in TSL / NORM x,y,z
N/A	not applicable or not measured

Calibration is Performed According to the Following Standards:

- a) IEEE Std 1528-2013, "IEEE Recommended Practice for Determining the Peak Spatial-Averaged Specific Absorption Rate (SAR) in the Human Head from Wireless Communications Devices: Measurement Techniques", June 2013
- b) IEC 62209-1, "Measurement procedure for the assessment of Specific Absorption Rate (SAR) from hand-held and body-mounted devices used next to the ear (frequency range of 300 MHz to 6 GHz)", July 2016
- c) IEC 62209-2, "Procedure to determine the Specific Absorption Rate (SAR) for wireless communication devices used in close proximity to the human body (frequency range of 30 MHz to 6 GHz)", March 2010
- d) KDB 865664, "SAR Measurement Requirements for 100 MHz to 6 GHz"

Additional Documentation:

- e) DASY4/5 System Handbook

Methods Applied and Interpretation of Parameters:

- **Measurement Conditions:** Further details are available from the Validation Report at the end of the certificate. All figures stated in the certificate are valid at the frequency indicated.
- **Antenna Parameters with TSL:** The dipole is mounted with the spacer to position its feed point exactly below the center marking of the flat phantom section, with the arms oriented parallel to the body axis.
- **Feed Point Impedance and Return Loss:** These parameters are measured with the dipole positioned under the liquid filled phantom. The impedance stated is transformed from the measurement at the SMA connector to the feed point. The Return Loss ensures low reflected power. No uncertainty required.
- **Electrical Delay:** One-way delay between the SMA connector and the antenna feed point. No uncertainty required.
- **SAR measured:** SAR measured at the stated antenna input power.
- **SAR normalized:** SAR as measured, normalized to an input power of 1 W at the antenna connector.
- **SAR for nominal TSL parameters:** The measured TSL parameters are used to calculate the nominal SAR result.

The reported uncertainty of measurement is stated as the standard uncertainty of measurement multiplied by the coverage factor $k=2$, which for a normal distribution corresponds to a coverage probability of approximately 95%.

Unless otherwise stated the results shown in this test report refer only to the sample(s) tested and such sample(s) are retained for 90 days only.

除非另有說明，此報告結果僅對測試之樣品負責，同時此樣品僅保留90天。本報告未經本公司書面許可，不可部份複製。

This document is issued by the Company subject to its General Conditions of Service printed overleaf, available on request or accessible at www.sgs.com/terms_and_conditions.htm and for electronic format documents, subject to Terms and Conditions for Electronic Documents at www.sgs.com/terms_e-document.htm. Attention is drawn to the limitation of liability, indemnification and jurisdiction issues defined therein. Any holder of this document is advised that information contained hereon reflects the Company's findings at the time of its intervention only and within the limits of Client's instructions, if any. The Company's sole responsibility is to its Client and this document does not exonerate parties to a transaction from exercising all their rights and obligations under the transaction documents. This document cannot be reproduced except in full, without prior written approval of the Company. Any unauthorized alteration, forgery or falsification of the content or appearance of this document is unlawful and offenders may be prosecuted to the fullest extent of the law.

Measurement Conditions

DASY system configuration, as far as not given on page 1.

DASY Version	DASY5	V52,10.0
Extrapolation	Advanced Extrapolation	
Phantom	Modular Flat Phantom V5.0	
Distance Dipole Center - TSL	10 mm	with Spacer
Zoom Scan Resolution	dx, dy = 4.0 mm, dz = 1.4 mm	Graded Ratio = 1.4 (Z direction)
Frequency	5200 MHz ± 1 MHz 5300 MHz ± 1 MHz 5600 MHz ± 1 MHz 5800 MHz ± 1 MHz	

Head TSL parameters at 5200 MHz

The following parameters and calculations were applied.

	Temperature	Permittivity	Conductivity
Nominal Head TSL parameters	22.0 °C	36.0	4.60 mho/m
Measured Head TSL parameters	(22.0 ± 0.2) °C	36.3 ± 6 %	4.50 mho/m ± 6 %
Head TSL temperature change during test	< 0.5 °C	---	---

SAR result with Head TSL at 5200 MHz

SAR averaged over 1 cm ³ (1 g) of Head TSL	Condition	
SAR measured	100 mW input power	7.72 W/kg
SAR for nominal Head TSL parameters	normalized to 1W	77.3 W/kg ± 19.9 % (k=2)

SAR averaged over 10 cm ³ (10 g) of Head TSL	condition	
SAR measured	100 mW input power	2.22 W/kg
SAR for nominal Head TSL parameters	normalized to 1W	22.2 W/kg ± 19.5 % (k=2)

Unless otherwise stated the results shown in this test report refer only to the sample(s) tested and such sample(s) are retained for 90 days only.

除非另有說明，此報告結果僅對測試之樣品負責，同時此樣品僅保留90天。本報告未經本公司書面許可，不可部份複製。

This document is issued by the Company subject to its General Conditions of Service printed overleaf, available on request or accessible at www.sgs.com/terms_and_conditions.htm and for electronic format documents, subject to Terms and Conditions for Electronic Documents at www.sgs.com/terms_e-document.htm. Attention is drawn to the limitation of liability, indemnification and jurisdiction issues defined therein. Any holder of this document is advised that information contained hereon reflects the Company's findings at the time of its intervention only and within the limits of Client's instructions, if any. The Company's sole responsibility is to its Client and this document does not exonerate parties to a transaction from exercising all their rights and obligations under the transaction documents. This document cannot be reproduced except in full, without prior written approval of the Company. Any unauthorized alteration, forgery or falsification of the content or appearance of this document is unlawful and offenders may be prosecuted to the fullest extent of the law.

Head TSL parameters at 5300 MHz

The following parameters and calculations were applied.

	Temperature	Permittivity	Conductivity
Nominal Head TSL parameters	22.0 °C	35.9	4.76 mho/m
Measured Head TSL parameters	(22.0 ± 0.2) °C	35.2 ± 6 %	4.60 mho/m ± 6 %
Head TSL temperature change during test	< 0.5 °C	—	—

SAR result with Head TSL at 5300 MHz

SAR averaged over 1 cm ³ (1 g) of Head TSL	Condition	
SAR measured	100 mW input power	8.09 W/kg
SAR for nominal Head TSL parameters	normalized to 1W	80.9 W / kg ± 19.9 % (k=2)

SAR averaged over 10 cm ³ (10 g) of Head TSL	condition	
SAR measured	100 mW input power	2.32 W/kg
SAR for nominal Head TSL parameters	normalized to 1W	23.2 W/kg ± 19.5 % (k=2)

Head TSL parameters at 5600 MHz

The following parameters and calculations were applied.

	Temperature	Permittivity	Conductivity
Nominal Head TSL parameters	22.0 °C	35.5	5.07 mho/m
Measured Head TSL parameters	(22.0 ± 0.2) °C	35.8 ± 6 %	4.90 mho/m ± 6 %
Head TSL temperature change during test	< 0.5 °C	—	—

SAR result with Head TSL at 5600 MHz

SAR averaged over 1 cm ³ (1 g) of Head TSL	Condition	
SAR measured	100 mW input power	8.19 W/kg
SAR for nominal Head TSL parameters	normalized to 1W	81.9 W/kg ± 19.9 % (k=2)

SAR averaged over 10 cm ³ (10 g) of Head TSL	condition	
SAR measured	100 mW input power	2.34 W/kg
SAR for nominal Head TSL parameters	normalized to 1W	23.4 W/kg ± 19.5 % (k=2)

Unless otherwise stated the results shown in this test report refer only to the sample(s) tested and such sample(s) are retained for 90 days only.

除非另有說明，此報告結果僅對測試之樣品負責，同時此樣品僅保留90天。本報告未經本公司書面許可，不可部份複製。

This document is issued by the Company subject to its General Conditions of Service printed overleaf, available on request or accessible at www.sgs.com/terms_and_conditions.htm and for electronic format documents, subject to Terms and Conditions for Electronic Documents at www.sgs.com/terms_e-document.htm. Attention is drawn to the limitation of liability, indemnification and jurisdiction issues defined therein. Any holder of this document is advised that information contained hereon reflects the Company's findings at the time of its intervention only and within the limits of Client's instructions, if any. The Company's sole responsibility is to its Client and this document does not exonerate parties to a transaction from exercising all their rights and obligations under the transaction documents. This document cannot be reproduced except in full, without prior written approval of the Company. Any unauthorized alteration, forgery or falsification of the content or appearance of this document is unlawful and offenders may be prosecuted to the fullest extent of the law.

Head TSL parameters at 5800 MHz

The following parameters and calculations were applied.

	Temperature	Permittivity	Conductivity
Nominal Head TSL parameters	22.0 °C	35.3	5.27 mho/m
Measured Head TSL parameters	(22.0 ± 0.2) °C	35.5 ± 6 %	5.11 mho/m ± 6 %
Head TSL temperature change during test	< 0.5 °C		

SAR result with Head TSL at 5800 MHz

SAR averaged over 1 cm ³ (1 g) of Head TSL	Condition	
SAR measured	100 mW input power	7.90 W/kg
SAR for nominal Head TSL parameters	normalized to 1W	79.0 W/kg ± 19.9 % (k=2)

SAR averaged over 10 cm ³ (10 g) of Head TSL	condition	
SAR measured	100 mW input power	2.25 W/kg
SAR for nominal Head TSL parameters	normalized to 1W	22.5 W/kg ± 19.5 % (k=2)

Unless otherwise stated the results shown in this test report refer only to the sample(s) tested and such sample(s) are retained for 90 days only.

除非另有說明，此報告結果僅對測試之樣品負責，同時此樣品僅保留90天。本報告未經本公司書面許可，不可部份複製。

This document is issued by the Company subject to its General Conditions of Service printed overleaf, available on request or accessible at www.sgs.com/terms_and_conditions.htm and for electronic format documents, subject to Terms and Conditions for Electronic Documents at www.sgs.com/terms_e-document.htm. Attention is drawn to the limitation of liability, indemnification and jurisdiction issues defined therein. Any holder of this document is advised that information contained hereon reflects the Company's findings at the time of its intervention only and within the limits of Client's instructions, if any. The Company's sole responsibility is to its Client and this document does not exonerate parties to a transaction from exercising all their rights and obligations under the transaction documents. This document cannot be reproduced except in full, without prior written approval of the Company. Any unauthorized alteration, forgery or falsification of the content or appearance of this document is unlawful and offenders may be prosecuted to the fullest extent of the law.

Body TSL parameters at 5200 MHz

The following parameters and calculations were applied.

	Temperature	Permittivity	Conductivity
Nominal Body TSL parameters	22.0 °C	49.0	5.30 mho/m
Measured Body TSL parameters	(22.0 ± 0.2) °C	47.3 ± 6 %	5.41 mho/m ± 6 %
Body TSL temperature change during test	< 0.5 °C	—	—

SAR result with Body TSL at 5200 MHz

SAR averaged over 1 cm ³ (1 g) of Body TSL	Condition	
SAR measured	100 mW input power	7.14 W/kg
SAR for nominal Body TSL parameters	normalized to 1W	70.5 W/kg ± 19.9 % (k=2)

SAR averaged over 10 cm ³ (10 g) of Body TSL	condition	
SAR measured	100 mW input power	2.00 W/kg
SAR for nominal Body TSL parameters	normalized to 1W	19.8 W/kg ± 19.5 % (k=2)

Body TSL parameters at 5300 MHz

The following parameters and calculations were applied.

	Temperature	Permittivity	Conductivity
Nominal Body TSL parameters	22.0 °C	48.9	5.42 mho/m
Measured Body TSL parameters	(22.0 ± 0.2) °C	47.1 ± 6 %	5.54 mho/m ± 6 %
Body TSL temperature change during test	< 0.5 °C	—	—

SAR result with Body TSL at 5300 MHz

SAR averaged over 1 cm ³ (1 g) of Body TSL	Condition	
SAR measured	100 mW input power	7.34 W/kg
SAR for nominal Body TSL parameters	normalized to 1W	72.9 W/kg ± 19.9 % (k=2)

SAR averaged over 10 cm ³ (10 g) of Body TSL	condition	
SAR measured	100 mW input power	2.06 W/kg
SAR for nominal Body TSL parameters	normalized to 1W	20.4 W/kg ± 19.5 % (k=2)

Unless otherwise stated the results shown in this test report refer only to the sample(s) tested and such sample(s) are retained for 90 days only.

除非另有說明，此報告結果僅對測試之樣品負責，同時此樣品僅保留90天。本報告未經本公司書面許可，不可部份複製。

 This document is issued by the Company subject to its General Conditions of Service printed overleaf, available on request or accessible at www.sgs.com/terms_and_conditions.htm and for electronic format documents, subject to Terms and Conditions for Electronic Documents at www.sgs.com/terms_e-document.htm. Attention is drawn to the limitation of liability, indemnification and jurisdiction issues defined therein. Any holder of this document is advised that information contained hereon reflects the Company's findings at the time of its intervention only and within the limits of Client's instructions, if any. The Company's sole responsibility is to its Client and this document does not exonerate parties to a transaction from exercising all their rights and obligations under the transaction documents. This document cannot be reproduced except in full, without prior written approval of the Company. Any unauthorized alteration, forgery or falsification of the content or appearance of this document is unlawful and offenders may be prosecuted to the fullest extent of the law.

Body TSL parameters at 5600 MHz

The following parameters and calculations were applied.

	Temperature	Permittivity	Conductivity
Nominal Body TSL parameters	22.0 °C	48.5	5.77 mho/m
Measured Body TSL parameters	(22.0 ± 0.2) °C	46.6 ± 6 %	5.94 mho/m ± 6 %
Body TSL temperature change during test	< 0.5 °C	---	---

SAR result with Body TSL at 5600 MHz

SAR averaged over 1 cm ³ (1 g) of Body TSL	Condition	
SAR measured	100 mW input power	7.81 W/kg
SAR for nominal Body TSL parameters	normalized to 1W	77.6 W/kg ± 19.9 % (k=2)

SAR averaged over 10 cm ³ (10 g) of Body TSL	condition	
SAR measured	100 mW input power	2.19 W/kg
SAR for nominal Body TSL parameters	normalized to 1W	21.7 W/kg ± 19.5 % (k=2)

Body TSL parameters at 5800 MHz

The following parameters and calculations were applied.

	Temperature	Permittivity	Conductivity
Nominal Body TSL parameters	22.0 °C	48.2	6.00 mho/m
Measured Body TSL parameters	(22.0 ± 0.2) °C	46.2 ± 6 %	6.22 mho/m ± 6 %
Body TSL temperature change during test	< 0.5 °C	---	---

SAR result with Body TSL at 5800 MHz

SAR averaged over 1 cm ³ (1 g) of Body TSL	Condition	
SAR measured	100 mW input power	7.46 W/kg
SAR for nominal Body TSL parameters	normalized to 1W	74.1 W/kg ± 19.9 % (k=2)

SAR averaged over 10 cm ³ (10 g) of Body TSL	condition	
SAR measured	100 mW input power	2.07 W/kg
SAR for nominal Body TSL parameters	normalized to 1W	20.5 W/kg ± 19.5 % (k=2)

Unless otherwise stated the results shown in this test report refer only to the sample(s) tested and such sample(s) are retained for 90 days only.

除非另有說明，此報告結果僅對測試之樣品負責，同時此樣品僅保留90天。本報告未經本公司書面許可，不可部份複製。

 This document is issued by the Company subject to its General Conditions of Service printed overleaf, available on request or accessible at www.sgs.com/terms_and_conditions.htm and for electronic format documents, subject to Terms and Conditions for Electronic Documents at www.sgs.com/terms_e-document.htm. Attention is drawn to the limitation of liability, indemnification and jurisdiction issues defined therein. Any holder of this document is advised that information contained hereon reflects the Company's findings at the time of its intervention only and within the limits of Client's instructions, if any. The Company's sole responsibility is to its Client and this document does not exonerate parties to a transaction from exercising all their rights and obligations under the transaction documents. This document cannot be reproduced except in full, without prior written approval of the Company. Any unauthorized alteration, forgery or falsification of the content or appearance of this document is unlawful and offenders may be prosecuted to the fullest extent of the law.

Appendix (Additional assessments outside the scope of SCS 0108)
Antenna Parameters with Head TSL at 5200 MHz

Impedance, transformed to feed point	50.1 Ω - 8.1 $j\Omega$
Return Loss	- 21.9 dB

Antenna Parameters with Head TSL at 5300 MHz

Impedance, transformed to feed point	50.5 Ω - 2.3 $j\Omega$
Return Loss	- 32.7 dB

Antenna Parameters with Head TSL at 5600 MHz

Impedance, transformed to feed point	53.9 Ω - 0.7 $j\Omega$
Return Loss	- 28.4 dB

Antenna Parameters with Head TSL at 5800 MHz

Impedance, transformed to feed point	55.3 Ω + 2.6 $j\Omega$
Return Loss	- 25.1 dB

Antenna Parameters with Body TSL at 5200 MHz

Impedance, transformed to feed point	49.8 Ω - 6.9 $j\Omega$
Return Loss	- 23.2 dB

Antenna Parameters with Body TSL at 5300 MHz

Impedance, transformed to feed point	50.9 Ω - 0.9 $j\Omega$
Return Loss	- 37.9 dB

Antenna Parameters with Body TSL at 5600 MHz

Impedance, transformed to feed point	56.0 Ω + 0.5 $j\Omega$
Return Loss	- 24.9 dB

Antenna Parameters with Body TSL at 5800 MHz

Impedance, transformed to feed point	56.6 Ω + 2.3 $j\Omega$
Return Loss	- 23.7 dB

Unless otherwise stated the results shown in this test report refer only to the sample(s) tested and such sample(s) are retained for 90 days only.

除非另有說明，此報告結果僅對測試之樣品負責，同時此樣品僅保留90天。本報告未經本公司書面許可，不可部份複製。

This document is issued by the Company subject to its General Conditions of Service printed overleaf, available on request or accessible at www.sgs.com/terms_and_conditions.htm and for electronic format documents, subject to Terms and Conditions for Electronic Documents at www.sgs.com/terms_e-document.htm. Attention is drawn to the limitation of liability, indemnification and jurisdiction issues defined therein. Any holder of this document is advised that information contained hereon reflects the Company's findings at the time of its intervention only and within the limits of Client's instructions, if any. The Company's sole responsibility is to its Client and this document does not exonerate parties to a transaction from exercising all their rights and obligations under the transaction documents. This document cannot be reproduced except in full, without prior written approval of the Company. Any unauthorized alteration, forgery or falsification of the content or appearance of this document is unlawful and offenders may be prosecuted to the fullest extent of the law.

General Antenna Parameters and Design

Electrical Delay (one direction)	1.199 ns
----------------------------------	----------

After long term use with 100W radiated power, only a slight warming of the dipole near the feedpoint can be measured.

The dipole is made of standard semirigid coaxial cable. The center conductor of the feeding line is directly connected to the second arm of the dipole. The antenna is therefore short-circuited for DC-signals. On some of the dipoles, small end caps are added to the dipole arms in order to improve matching when loaded according to the position as explained in the "Measurement Conditions" paragraph. The SAR data are not affected by this change. The overall dipole length is still according to the Standard.

No excessive force must be applied to the dipole arms, because they might bend or the soldered connections near the feedpoint may be damaged.

Additional EUT Data

Manufactured by	SPEAG
Manufactured on	February 05, 2004

Unless otherwise stated the results shown in this test report refer only to the sample(s) tested and such sample(s) are retained for 90 days only.

除非另有說明，此報告結果僅對測試之樣品負責，同時此樣品僅保留90天。本報告未經本公司書面許可，不可部份複製。

This document is issued by the Company subject to its General Conditions of Service printed overleaf, available on request or accessible at www.sgs.com/terms_and_conditions.htm and for electronic format documents, subject to Terms and Conditions for Electronic Documents at www.sgs.com/terms_e-document.htm. Attention is drawn to the limitation of liability, indemnification and jurisdiction issues defined therein. Any holder of this document is advised that information contained hereon reflects the Company's findings at the time of its intervention only and within the limits of Client's instructions, if any. The Company's sole responsibility is to its Client and this document does not exonerate parties to a transaction from exercising all their rights and obligations under the transaction documents. This document cannot be reproduced except in full, without prior written approval of the Company. Any unauthorized alteration, forgery or falsification of the content or appearance of this document is unlawful and offenders may be prosecuted to the fullest extent of the law.

DASY5 Validation Report for Head TSL

Date: 25.01.2018

Test Laboratory: SPEAG, Zurich, Switzerland

DUT: Dipole D5GHzV2; Type: D5GHzV2; Serial: D5GHzV2 - SN:1023

Communication System: UID () - CW; Frequency: 5200 MHz, Frequency: 5300 MHz, Frequency: 5600 MHz, Frequency: 5800 MHz

Medium parameters used: $f = 5200$ MHz; $\sigma = 4.5$ S/m; $\epsilon_r = 36.3$; $\rho = 1000$ kg/m³,
 Medium parameters used: $f = 5300$ MHz; $\sigma = 4.6$ S/m; $\epsilon_r = 36.2$; $\rho = 1000$ kg/m³,
 Medium parameters used: $f = 5600$ MHz; $\sigma = 4.9$ S/m; $\epsilon_r = 35.8$; $\rho = 1000$ kg/m³,
 Medium parameters used: $f = 5800$ MHz; $\sigma = 5.11$ S/m; $\epsilon_r = 35.5$; $\rho = 1000$ kg/m³

Phantom section: Flat Section

Measurement Standard: DASY5 (IEEE/IEC/ANSI C63.19-2011)

DASY52 Configuration:

- Probe: EX3DV4 - SN3503; ConvF(5.75, 5.75, 5.75); Calibrated: 30.12.2017, ConvF(5.5, 5.5, 5.5); Calibrated: 30.12.2017, ConvF(5.05, 5.05, 5.05); Calibrated: 30.12.2017, ConvF(4.96, 4.96, 4.96); Calibrated: 30.12.2017;
- Sensor-Surface: 1.4mm (Mechanical) Surface Detection)
- Electronics: DAB4 Sn601; Calibrated: 26.10.2017
- Phantom: Flat Phantom 3.0 (front); Type: QD (00) P50 AA; Serial: 1001
- DASY52 52.10.0(1446); SEMCAD X 14.6.10(7417)

Dipole Calibration for Head Tissue/Pin=100mW, dist=10mm, f=5200 MHz/Zoom Scan, dist=1.4mm

(8x8x7)/Cube 0: Measurement grid: dx=4mm, dy=4mm, dz=1.4mm

Reference Value = 70.47 V/m; Power Drift = -0.04 dB

Peak SAR (extrapolated) = 27.5 W/kg

SAR(1 g) = 7.72 W/kg; SAR(10 g) = 2.22 W/kg

Maximum value of SAR (measured) = 17.7 W/kg

Dipole Calibration for Head Tissue/Pin=100mW, dist=10mm, f=5300 MHz/Zoom Scan, dist=1.4mm

(8x8x7)/Cube 0: Measurement grid: dx=4mm, dy=4mm, dz=1.4mm

Reference Value = 74.63 V/m; Power Drift = -0.06 dB

Peak SAR (extrapolated) = 29.6 W/kg

SAR(1 g) = 8.09 W/kg; SAR(10 g) = 2.32 W/kg

Maximum value of SAR (measured) = 18.6 W/kg

Dipole Calibration for Head Tissue/Pin=100mW, dist=10mm, f=5600 MHz/Zoom Scan, dist=1.4mm

(8x8x7)/Cube 0: Measurement grid: dx=4mm, dy=4mm, dz=1.4mm

Reference Value = 70.79 V/m; Power Drift = -0.05 dB

Peak SAR (extrapolated) = 31.5 W/kg

SAR(1 g) = 8.19 W/kg; SAR(10 g) = 2.34 W/kg


Maximum value of SAR (measured) = 19.6 W/kg

Unless otherwise stated the results shown in this test report refer only to the sample(s) tested and such sample(s) are retained for 90 days only.

除非另有說明，此報告結果僅對測試之樣品負責，同時此樣品僅保留90天。本報告未經本公司書面許可，不可部份複製。

This document is issued by the Company subject to its General Conditions of Service printed overleaf, available on request or accessible at www.sgs.com/terms_and_conditions.htm and for electronic format documents, subject to Terms and Conditions for Electronic Documents at www.sgs.com/terms_e-document.htm. Attention is drawn to the limitation of liability, indemnification and jurisdiction issues defined therein. Any holder of this document is advised that information contained hereon reflects the Company's findings at the time of its intervention only and within the limits of Client's instructions, if any. The Company's sole responsibility is to its Client and this document does not exonerate parties to a transaction from exercising all their rights and obligations under the transaction documents. This document cannot be reproduced except in full, without prior written approval of the Company. Any unauthorized alteration, forgery or falsification of the content or appearance of this document is unlawful and offenders may be prosecuted to the fullest extent of the law.

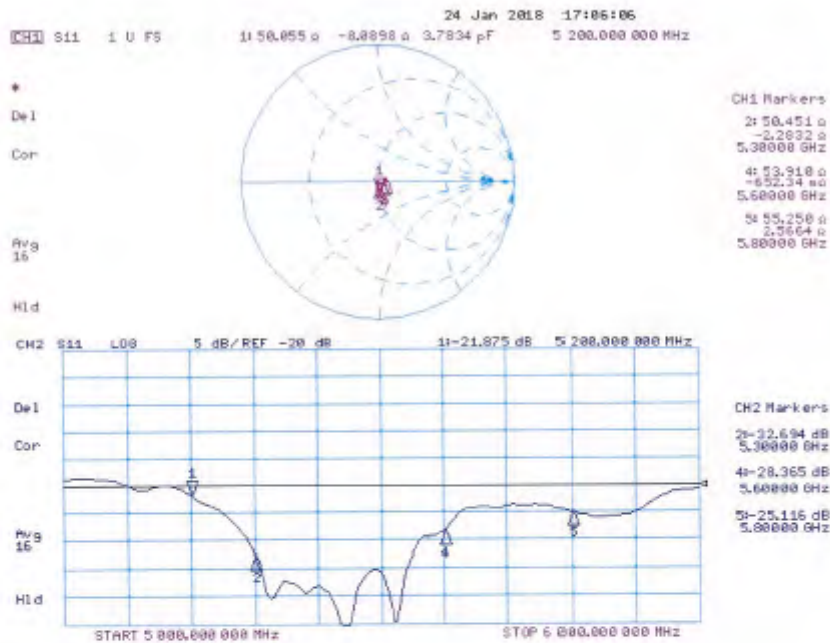
Dipole Calibration for Head Tissue/Pin=100mW, dist=10mm, f=5800 MHz/Zoom Scan, dist=1.4mm
(8x8x7)/Cube 0: Measurement grid: dx=4mm, dy=4mm, dz=1.4mm
 Reference Value = 69.22 V/m; Power Drift = -0.05 dB
 Peak SAR (extrapolated) = 31.2 W/kg
SAR(1 g) = 7.9 W/kg; SAR(10 g) = 2.25 W/kg
 Maximum value of SAR (measured) = 19.0 W/kg



Unless otherwise stated the results shown in this test report refer only to the sample(s) tested and such sample(s) are retained for 90 days only.
 除非另有說明，此報告結果僅對測試之樣品負責，同時此樣品僅保留90天。本報告未經本公司書面許可，不可部份複製。

This document is issued by the Company subject to its General Conditions of Service printed overleaf, available on request or accessible at www.sgs.com/terms_and_conditions.htm and for electronic format documents, subject to Terms and Conditions for Electronic Documents at www.sgs.com/terms_e-document.htm. Attention is drawn to the limitation of liability, indemnification and jurisdiction issues defined therein. Any holder of this document is advised that information contained hereon reflects the Company's findings at the time of its intervention only and within the limits of Client's instructions, if any. The Company's sole responsibility is to its Client and this document does not exonerate parties to a transaction from exercising all their rights and obligations under the transaction documents. This document cannot be reproduced except in full, without prior written approval of the Company. Any unauthorized alteration, forgery or falsification of the content or appearance of this document is unlawful and offenders may be prosecuted to the fullest extent of the law.

Impedance Measurement Plot for Head TSL



Unless otherwise stated the results shown in this test report refer only to the sample(s) tested and such sample(s) are retained for 90 days only.

除非另有說明，此報告結果僅對測試之樣品負責，同時此樣品僅保留90天。本報告未經本公司書面許可，不可部份複製。

This document is issued by the Company subject to its General Conditions of Service printed overleaf, available on request or accessible at www.sgs.com/terms_and_conditions.htm and for electronic format documents, subject to Terms and Conditions for Electronic Documents at www.sgs.com/terms_e-document.htm. Attention is drawn to the limitation of liability, indemnification and jurisdiction issues defined therein. Any holder of this document is advised that information contained hereon reflects the Company's findings at the time of its intervention only and within the limits of Client's instructions, if any. The Company's sole responsibility is to its Client and this document does not exonerate parties to a transaction from exercising all their rights and obligations under the transaction documents. This document cannot be reproduced except in full, without prior written approval of the Company. Any unauthorized alteration, forgery or falsification of the content or appearance of this document is unlawful and offenders may be prosecuted to the fullest extent of the law.

DASY5 Validation Report for Body TSL

Date: 23.01.2018

Test Laboratory: SPEAG, Zurich, Switzerland

DUT: Dipole D5GHzV2; Type: D5GHzV2; Serial: D5GHzV2 - SN:1023

Communication System: UID 0 - CW; Frequency: 5200 MHz, Frequency: 5300 MHz, Frequency: 5600 MHz, Frequency: 5800 MHz

Medium parameters used: $f = 5200$ MHz; $\sigma = 5.41$ S/m; $\epsilon_r = 47.3$; $\rho = 1000$ kg/m³,

Medium parameters used: $f = 5300$ MHz; $\sigma = 5.54$ S/m; $\epsilon_r = 47.1$; $\rho = 1000$ kg/m³,

Medium parameters used: $f = 5600$ MHz; $\sigma = 5.94$ S/m; $\epsilon_r = 46.6$; $\rho = 1000$ kg/m³,

Medium parameters used: $f = 5800$ MHz; $\sigma = 6.22$ S/m; $\epsilon_r = 46.2$; $\rho = 1000$ kg/m³

Phantom section: Flat Section

Measurement Standard: DASY5 (IEEE/IEC/ANSI C63.19-2011)

DASY52 Configuration:

- Probe: EX3DV4 - SN3503; ConvF(5.35, 5.35, 5.35); Calibrated: 30.12.2017, ConvF(5.15, 5.15, 5.15); Calibrated: 30.12.2017, ConvF(4.65, 4.65, 4.65); Calibrated: 30.12.2017, ConvF(4.53, 4.53, 4.53); Calibrated: 30.12.2017;
- Sensor-Surface: 1.4mm (Mechanical Surface Detection)
- Electronics: DA54 Sn601; Calibrated: 26.10.2017
- Phantom: Flat Phantom 5.0 (back); Type: QD 000 P50 AA; Serial: 1002
- DASY52 52, 10, 0 (1446); SEMCAD X 14.6.10(7417)

Dipole Calibration for Body Tissue/Pin=100mW, dist=10mm, f=5200 MHz/Zoom Scan, dist=1.4mm

(8x8x7)/Cube 0; Measurement grid: dx=4mm, dy=4mm, dz=1.4mm

Reference Value = 66.00 V/m; Power Drift = -0.05 dB

Peak SAR (extrapolated) = 26.4 W/kg

SAR(1 g) = 7.14 W/kg; SAR(10 g) = 2 W/kg

Maximum value of SAR (measured) = 16.8 W/kg

Dipole Calibration for Body Tissue/Pin=100mW, dist=10mm, f=5300 MHz/Zoom Scan, dist=1.4mm

(8x8x7)/Cube 0; Measurement grid: dx=4mm, dy=4mm, dz=1.4mm

Reference Value = 65.19 V/m; Power Drift = -0.06 dB

Peak SAR (extrapolated) = 28.4 W/kg

SAR(1 g) = 7.34 W/kg; SAR(10 g) = 2.06 W/kg

Maximum value of SAR (measured) = 17.6 W/kg

Dipole Calibration for Body Tissue/Pin=100mW, dist=10mm, f=5600 MHz/Zoom Scan, dist=1.4mm

(8x8x7)/Cube 0; Measurement grid: dx=4mm, dy=4mm, dz=1.4mm

Reference Value = 66.21 V/m; Power Drift = -0.09 dB

Peak SAR (extrapolated) = 32.8 W/kg

SAR(1 g) = 7.81 W/kg; SAR(10 g) = 2.19 W/kg


Maximum value of SAR (measured) = 19.1 W/kg

Unless otherwise stated the results shown in this test report refer only to the sample(s) tested and such sample(s) are retained for 90 days only.

除非另有說明，此報告結果僅對測試之樣品負責，同時此樣品僅保留90天。本報告未經本公司書面許可，不可部份複製。

This document is issued by the Company subject to its General Conditions of Service printed overleaf, available on request or accessible at www.sgs.com/terms_and_conditions.htm and for electronic format documents, subject to Terms and Conditions for Electronic Documents at www.sgs.com/terms_e-document.htm. Attention is drawn to the limitation of liability, indemnification and jurisdiction issues defined therein. Any holder of this document is advised that information contained hereon reflects the Company's findings at the time of its intervention only and within the limits of Client's instructions, if any. The Company's sole responsibility is to its Client and this document does not exonerate parties to a transaction from exercising all their rights and obligations under the transaction documents. This document cannot be reproduced except in full, without prior written approval of the Company. Any unauthorized alteration, forgery or falsification of the content or appearance of this document is unlawful and offenders may be prosecuted to the fullest extent of the law.

Dipole Calibration for Body Tissue/Pin=100mW, dist=10mm, f=5800 MHz/Zoom Scan, dist=1.4mm (8x8x7)/Cube 0: Measurement grid: dx=4mm, dy=4mm, dz=1.4mm
 Reference Value = 64.05 V/m; Power Drift = -0.05 dB
 Peak SAR (extrapolated) = 32.3 W/kg
SAR(1 g) = 7.46 W/kg; SAR(10 g) = 2.07 W/kg
 Maximum value of SAR (measured) = 18.8 W/kg

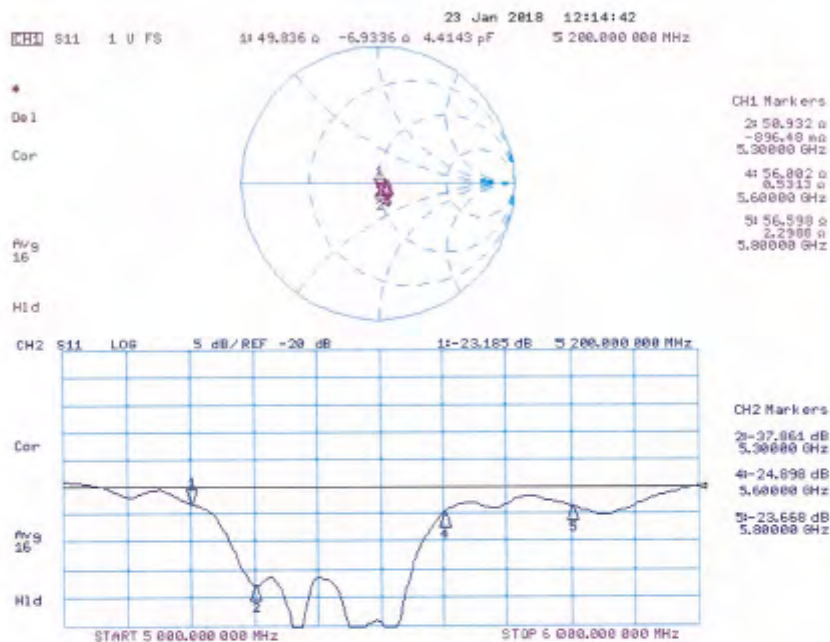


0 dB = 18.8 W/kg = 12.74 dBW/kg

Unless otherwise stated the results shown in this test report refer only to the sample(s) tested and such sample(s) are retained for 90 days only.
 除非另有說明，此報告結果僅對測試之樣品負責，同時此樣品僅保留90天。本報告未經本公司書面許可，不可部份複製。

This document is issued by the Company subject to its General Conditions of Service printed overleaf, available on request or accessible at www.sgs.com/terms_and_conditions.htm and for electronic format documents, subject to Terms and Conditions for Electronic Documents at www.sgs.com/terms_e-document.htm. Attention is drawn to the limitation of liability, indemnification and jurisdiction issues defined therein. Any holder of this document is advised that information contained hereon reflects the Company's findings at the time of its intervention only and within the limits of Client's instructions, if any. The Company's sole responsibility is to its Client and this document does not exonerate parties to a transaction from exercising all their rights and obligations under the transaction documents. This document cannot be reproduced except in full, without prior written approval of the Company. Any unauthorized alteration, forgery or falsification of the content or appearance of this document is unlawful and offenders may be prosecuted to the fullest extent of the law.

Impedance Measurement Plot for Body TSL



- End of report -

Unless otherwise stated the results shown in this test report refer only to the sample(s) tested and such sample(s) are retained for 90 days only.

除非另有說明，此報告結果僅對測試之樣品負責，同時此樣品僅保留90天。本報告未經本公司書面許可，不可部份複製。

This document is issued by the Company subject to its General Conditions of Service printed overleaf, available on request or accessible at www.sgs.com/terms_and_conditions.htm and for electronic format documents, subject to Terms and Conditions for Electronic Documents at www.sgs.com/terms_e-document.htm. Attention is drawn to the limitation of liability, indemnification and jurisdiction issues defined therein. Any holder of this document is advised that information contained hereon reflects the Company's findings at the time of its intervention only and within the limits of Client's instructions, if any. The Company's sole responsibility is to its Client and this document does not exonerate parties to a transaction from exercising all their rights and obligations under the transaction documents. This document cannot be reproduced except in full, without prior written approval of the Company. Any unauthorized alteration, forgery or falsification of the content or appearance of this document is unlawful and offenders may be prosecuted to the fullest extent of the law.