

SAR TEST REPORT



The following samples were submitted and identified on behalf of the client as:

Equipment Under Test	Tablet
Brand Name	HP
Model No.	HSN-I19C
Company Name	HP Inc.
Company Address	3390 East Harmony Road, Fort Collins Colorado, USA 80528
Standards	IEEE/ANSI C95.1-1992, IEEE 1528-2013, KDB616217D04v01r02, KDB865664D01v01r04, KDB865664D02v01r02, KDB941225D01v03r01, KDB941225D05v02r05, KDB941225D05Av01r02, KDB447498D01v06, KDB248227D01v02r02
FCC ID	B94HNI19CZVWP
Date of Receipt	Apr. 17, 2018
Date of Test(s)	Jun. 01, 2018 ~ Jun. 08, 2018
Date of Issue	Jun. 15, 2018

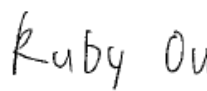
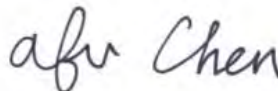

In the configuration tested, the EUT complied with the standards specified above.

Remarks:

This report details the results of the testing carried out on one sample, the results contained in this test report do not relate to other samples of the same product. The manufacturer should ensure that all products in series production are in conformity with the product sample detailed in this report.

This report may only be reproduced and distributed in full. If the product in this report is used in any configuration other than that detailed in the report, the manufacturer must ensure the new system complies with all relevant standards. Any mention of SGS Taiwan Electronic & Communication Laboratory or testing done by SGS Taiwan Electronic & Communication Laboratory in connection with distribution or use of the product described in this report must be approved by SGS Taiwan Electronic & Communication Laboratory in writing.

Signed on behalf of SGS

Clerk / Ruby Ou	Asst. Supervisor / Afu Chen	Asst. Manager / John Yeh
		

Date: Jun. 15, 2018

Unless otherwise stated the results shown in this test report refer only to the sample(s) tested and such sample(s) are retained for 90 days only.
除非另有說明，此報告結果僅對測試之樣品負責，同時此樣品僅保留90天。本報告未經本公司書面許可，不可部份複製。

This document is issued by the Company subject to its General Conditions of Service printed overleaf, available on request or accessible at www.sgs.com/terms_and_conditions.htm and for electronic format documents, subject to Terms and Conditions for Electronic Documents at www.sgs.com/terms_e-document.htm. Attention is drawn to the limitation of liability, indemnification and jurisdiction issues defined therein. Any holder of this document is advised that information contained hereon reflects the Company's findings at the time of its intervention only and within the limits of Client's instructions, if any. The Company's sole responsibility is to its Client and this document does not exonerate parties to a transaction from exercising all their rights and obligations under the transaction documents. This document cannot be reproduced except in full, without prior written approval of the Company. Any unauthorized alteration, forgery or falsification of the content or appearance of this document is unlawful and offenders may be prosecuted to the fullest extent of the law.

Revision History

Report Number	Revision	Description	Issue Date
EN/2018/40006	Rev.00	Initial creation of document	Jun. 15, 2018

Unless otherwise stated the results shown in this test report refer only to the sample(s) tested and such sample(s) are retained for 90 days only.

除非另有說明，此報告結果僅對測試之樣品負責，同時此樣品僅保留90天。本報告未經本公司書面許可，不可部份複製。

This document is issued by the Company subject to its General Conditions of Service printed overleaf, available on request or accessible at www.sgs.com/terms_and_conditions.htm and for electronic format documents, subject to Terms and Conditions for Electronic Documents at www.sgs.com/terms_e-document.htm. Attention is drawn to the limitation of liability, indemnification and jurisdiction issues defined therein. Any holder of this document is advised that information contained hereon reflects the Company's findings at the time of its intervention only and within the limits of Client's instructions, if any. The Company's sole responsibility is to its Client and this document does not exonerate parties to a transaction from exercising all their rights and obligations under the transaction documents. This document cannot be reproduced except in full, without prior written approval of the Company. Any unauthorized alteration, forgery or falsification of the content or appearance of this document is unlawful and offenders may be prosecuted to the fullest extent of the law.

Contents

1. General Information.....	4
1.1 Testing Laboratory.....	4
1.2 Details of Applicant.....	4
1.3 Description of EUT.....	5
1.4 Test Environment.....	142
1.5 Operation Description.....	142
1.6 Proximity sensor operation description.....	148
1.7 The SAR Measurement System.....	161
1.8 System Components.....	163
1.9 SAR System Verification.....	165
1.10 Tissue Simulant Fluid for the Frequency Band.....	167
1.11 Evaluation Procedures.....	170
1.12 Probe Calibration Procedures.....	171
1.13 Test Standards and Limits.....	174
2. Summary of Results.....	176
3. Simultaneous Transmission Analysis.....	194
3.1 Estimated SAR calculation.....	195
3.2 SPLSR evaluation and analysis.....	195
4. Instruments List.....	257
5. Measurements.....	259
6. SAR System Performance Verification.....	278
7. DAE & Probe Calibration Certificate.....	284
8. Uncertainty Budget.....	300
9. System Validation from Original Equipment Supplier.....	301

Unless otherwise stated the results shown in this test report refer only to the sample(s) tested and such sample(s) are retained for 90 days only.

除非另有說明，此報告結果僅對測試之樣品負責，同時此樣品僅保留90天。本報告未經本公司書面許可，不可部份複製。

This document is issued by the Company subject to its General Conditions of Service printed overleaf, available on request or accessible at www.sgs.com/terms_and_conditions.htm and for electronic format documents, subject to Terms and Conditions for Electronic Documents at www.sgs.com/terms_e-document.htm. Attention is drawn to the limitation of liability, indemnification and jurisdiction issues defined therein. Any holder of this document is advised that information contained hereon reflects the Company's findings at the time of its intervention only and within the limits of Client's instructions, if any. The Company's sole responsibility is to its Client and this document does not exonerate parties to a transaction from exercising all their rights and obligations under the transaction documents. This document cannot be reproduced except in full, without prior written approval of the Company. Any unauthorized alteration, forgery or falsification of the content or appearance of this document is unlawful and offenders may be prosecuted to the fullest extent of the law.

1. General Information

1.1 Testing Laboratory

SGS Taiwan Ltd. Electronics & Communication Laboratory	
No. 2, Keji 1st Rd., Guishan Township, Taoyuan County, 33383, Taiwan	
Tel	+886-2-2299-3279
Fax	+886-2-2298-0488
Internet	http://www.tw.sgs.com/

1.2 Details of Applicant

Company Name	HP Inc.
Company Address	3390 East Harmony Road, Fort Collins Colorado, USA 80528

Unless otherwise stated the results shown in this test report refer only to the sample(s) tested and such sample(s) are retained for 90 days only.

除非另有說明，此報告結果僅對測試之樣品負責，同時此樣品僅保留90天。本報告未經本公司書面許可，不可部份複製。

This document is issued by the Company subject to its General Conditions of Service printed overleaf, available on request or accessible at www.sgs.com/terms_and_conditions.htm and for electronic format documents, subject to Terms and Conditions for Electronic Documents at www.sgs.com/terms_e-document.htm. Attention is drawn to the limitation of liability, indemnification and jurisdiction issues defined therein. Any holder of this document is advised that information contained hereon reflects the Company's findings at the time of its intervention only and within the limits of Client's instructions, if any. The Company's sole responsibility is to its Client and this document does not exonerate parties to a transaction from exercising all their rights and obligations under the transaction documents. This document cannot be reproduced except in full, without prior written approval of the Company. Any unauthorized alteration, forgery or falsification of the content or appearance of this document is unlawful and offenders may be prosecuted to the fullest extent of the law.

1.3 Description of EUT

Equipment Under Test	Tablet			
Brand Name	HP			
Model No.	HSN-I19C			
FCC ID	B94HNI19CZVWP			
Integrated Module	Wireless LAN+BT	Brand Name : Intel Model Name : 8265D2W		
	GNSS (LTE+GPS)	Brand Name : FOXCONN Model Name : T77W676		
Mode of Operation	<input checked="" type="checkbox"/> WCDMA <input checked="" type="checkbox"/> HSDPA <input checked="" type="checkbox"/> HSUPA <input checked="" type="checkbox"/> LTE FDD <input checked="" type="checkbox"/> LTE TDD			
Duty Cycle	WCDMA	1		
	LTE FDD	1		
	LTE TDD	0.633		
TX Frequency Range (MHz)	WCDMA Band II	1850	—	1910
	WCDMA Band IV	1710	—	1755
	WCDMA Band V	824	—	849
	LTE FDD Band 2	1850	—	1910
	LTE FDD Band 4	1710	—	1755
	LTE FDD Band 5	824	—	849
	LTE FDD Band 7	2500	—	2570
	LTE FDD Band 12	699	—	716
	LTE FDD Band 13	777	—	787
	LTE FDD Band 17	704	—	716

Unless otherwise stated the results shown in this test report refer only to the sample(s) tested and such sample(s) are retained for 90 days only.

除非另有說明，此報告結果僅對測試之樣品負責，同時此樣品僅保留90天。本報告未經本公司書面許可，不可部份複製。

This document is issued by the Company subject to its General Conditions of Service printed overleaf, available on request or accessible at www.sgs.com/terms_and_conditions.htm and for electronic format documents, subject to Terms and Conditions for Electronic Documents at www.sgs.com/terms_e-document.htm. Attention is drawn to the limitation of liability, indemnification and jurisdiction issues defined therein. Any holder of this document is advised that information contained hereon reflects the Company's findings at the time of its intervention only and within the limits of Client's instructions, if any. The Company's sole responsibility is to its Client and this document does not exonerate parties to a transaction from exercising all their rights and obligations under the transaction documents. This document cannot be reproduced except in full, without prior written approval of the Company. Any unauthorized alteration, forgery or falsification of the content or appearance of this document is unlawful and offenders may be prosecuted to the fullest extent of the law.

TX Frequency Range (MHz)	LTE FDD Band 25	1850	—	1915
	LTE FDD Band 26	814	—	849
	LTE FDD Band 30	2305	—	2315
	LTE TDD Band 38	2570	—	2620
	LTE TDD Band 41	2496	—	2690
	LTE FDD Band 66	1710	—	1780
Channel Number (ARFCN)	WCDMA Band II	9262	—	9538
	WCDMA Band IV	1312	—	1513
	WCDMA Band V	4132	—	4233
	LTE FDD Band 2	18607	—	19193
	LTE FDD Band 4	19957	—	20393
	LTE FDD Band 5	20407	—	20643
	LTE FDD Band 7	20775	—	21425
	LTE FDD Band 12	23017	—	23173
	LTE FDD Band 13	23205	—	23255
	LTE FDD Band 17	23755	—	23825
	LTE FDD Band 25	26047	—	26683
	LTE FDD Band 26	26697	—	27033
	LTE FDD Band 30	27685	—	27735
	LTE TDD Band 38	37775	—	38225
	LTE TDD Band 41	39675	—	41565
LTE FDD Band 66	131979	—	132665	

Unless otherwise stated the results shown in this test report refer only to the sample(s) tested and such sample(s) are retained for 90 days only.

除非另有說明，此報告結果僅對測試之樣品負責，同時此樣品僅保留90天。本報告未經本公司書面許可，不可部份複製。

This document is issued by the Company subject to its General Conditions of Service printed overleaf, available on request or accessible at www.sgs.com/terms_and_conditions.htm and for electronic format documents, subject to Terms and Conditions for Electronic Documents at www.sgs.com/terms_e-document.htm. Attention is drawn to the limitation of liability, indemnification and jurisdiction issues defined therein. Any holder of this document is advised that information contained hereon reflects the Company's findings at the time of its intervention only and within the limits of Client's instructions, if any. The Company's sole responsibility is to its Client and this document does not exonerate parties to a transaction from exercising all their rights and obligations under the transaction documents. This document cannot be reproduced except in full, without prior written approval of the Company. Any unauthorized alteration, forgery or falsification of the content or appearance of this document is unlawful and offenders may be prosecuted to the fullest extent of the law.

Max. SAR (1 g) (Unit: W/Kg)				
Band	Measured	Reported	Channel	Position
WCDMA Band II	1.14	1.17	9262	Back side
WCDMA Band IV	1.17	1.26	1513	Back side
WCDMA Band V	1.16	1.20	4233	Back side
LTE FDD Band 2	1.08	1.19	18700	Back side
LTE FDD Band 4	1.16	1.19	20300	Back side
LTE FDD Band 5	1.18	1.18	20600	Back side
LTE FDD Band 7	1.19	1.20	20850	Top side
LTE FDD Band 12	1.07	1.07	23095	Back side
LTE FDD Band 13	1.14	1.21	23230	Back side
LTE FDD Band 17	1.15	1.17	23790	Back side
LTE FDD Band 25	1.14	1.22	26140	Back side
LTE FDD Band 26	1.13	1.18	26965	Back side
LTE FDD Band 30	1.11	1.14	27710	Top side
LTE TDD Band 38	1.12	1.21	38150	Top side
LTE TDD Band 41	1.20	1.21	41490	Top side
LTE FDD Band 66	1.21	1.22	132572	Back side

Unless otherwise stated the results shown in this test report refer only to the sample(s) tested and such sample(s) are retained for 90 days only.

除非另有說明，此報告結果僅對測試之樣品負責，同時此樣品僅保留90天。本報告未經本公司書面許可，不可部份複製。

This document is issued by the Company subject to its General Conditions of Service printed overleaf, available on request or accessible at www.sgs.com/terms_and_conditions.htm and for electronic format documents, subject to Terms and Conditions for Electronic Documents at www.sgs.com/terms_e-document.htm. Attention is drawn to the limitation of liability, indemnification and jurisdiction issues defined therein. Any holder of this document is advised that information contained hereon reflects the Company's findings at the time of its intervention only and within the limits of Client's instructions, if any. The Company's sole responsibility is to its Client and this document does not exonerate parties to a transaction from exercising all their rights and obligations under the transaction documents. This document cannot be reproduced except in full, without prior written approval of the Company. Any unauthorized alteration, forgery or falsification of the content or appearance of this document is unlawful and offenders may be prosecuted to the fullest extent of the law.

WWAN antenna information:

Vendor	INPAQ					
Antenna	Main (Couple)					
Part Number	6036B0209101(WA-C1-LTE8-02-001)					
Frequency	750	835	1750	1900	2300	2600
Gain (dBi)	-3.45	-2.29	-4.51	-1.28	-9.94	-7.26

WLAN / Bluetooth antenna information:

Vendor	INPAQ				INPAQ			
Antenna	Main (PIFA)				Aux (PIFA)			
Part Number	6036B0209201(WA-P-LB-02-493)				6036B0209301(WA-P-LB-02-494)			
Frequency	2.4G	5.2G	5.5G	5.8G	2.4G	5.2G	5.5G	5.8G
Gain (dBi)	-1.06	-2.94	-4.59	-2.84	-7.28	-2.21	-2.48	-2.73

Unless otherwise stated the results shown in this test report refer only to the sample(s) tested and such sample(s) are retained for 90 days only.

除非另有說明，此報告結果僅對測試之樣品負責，同時此樣品僅保留90天。本報告未經本公司書面許可，不可部份複製。

This document is issued by the Company subject to its General Conditions of Service printed overleaf, available on request or accessible at www.sgs.com/terms_and_conditions.htm and for electronic format documents, subject to Terms and Conditions for Electronic Documents at www.sgs.com/terms_e-document.htm. Attention is drawn to the limitation of liability, indemnification and jurisdiction issues defined therein. Any holder of this document is advised that information contained hereon reflects the Company's findings at the time of its intervention only and within the limits of Client's instructions, if any. The Company's sole responsibility is to its Client and this document does not exonerate parties to a transaction from exercising all their rights and obligations under the transaction documents. This document cannot be reproduced except in full, without prior written approval of the Company. Any unauthorized alteration, forgery or falsification of the content or appearance of this document is unlawful and offenders may be prosecuted to the fullest extent of the law.

WCDMA Band II / Band IV / Band V - HSDPA / HSUPA conducted power table (Full power):

Unit: dBm

Band		WCDMA II		
TX Channel		9262	9400	9538
Frequency (MHz)		1852.4	1880	1907.6
Max. Rated Avg. Power+Max. Tolerance (dBm)		24.50		
3GPP Rel 99	RMC 12.2Kbps	23.96	23.98	24.10
3GPP Rel 5	HSDPA Subtest-1	22.80	22.82	22.97
	HSDPA Subtest-2	21.90	21.87	22.02
	HSDPA Subtest-3	21.15	21.20	21.23
	HSDPA Subtest-4	21.09	21.08	21.14
3GPP Rel 6	HSUPA Subtest-1	21.93	21.94	22.05
	HSUPA Subtest-2	21.83	21.84	21.99
	HSUPA Subtest-3	21.61	21.53	21.72
	HSUPA Subtest-4	22.79	22.82	22.97
	HSUPA Subtest-5	21.78	21.74	21.91

Band		WCDMA IV		
TX Channel		1312	1412	1513
Frequency (MHz)		1712.4	1732.4	1752.6
Max. Rated Avg. Power+Max. Tolerance (dBm)		24.50		
3GPP Rel 99	RMC 12.2Kbps	23.79	23.64	24.33
3GPP Rel 5	HSDPA Subtest-1	22.62	22.94	23.22
	HSDPA Subtest-2	22.69	22.22	22.25
	HSDPA Subtest-3	20.91	21.44	21.43
	HSDPA Subtest-4	20.80	21.35	21.36
3GPP Rel 6	HSUPA Subtest-1	21.73	22.26	22.28
	HSUPA Subtest-2	21.68	22.22	22.24
	HSUPA Subtest-3	21.40	21.92	21.93
	HSUPA Subtest-4	22.65	22.72	23.22
	HSUPA Subtest-5	21.56	22.11	22.13

Unless otherwise stated the results shown in this test report refer only to the sample(s) tested and such sample(s) are retained for 90 days only.

除非另有說明，此報告結果僅對測試之樣品負責，同時此樣品僅保留90天。本報告未經本公司書面許可，不可部份複製。

This document is issued by the Company subject to its General Conditions of Service printed overleaf, available on request or accessible at www.sgs.com/terms_and_conditions.htm and for electronic format documents, subject to Terms and Conditions for Electronic Documents at www.sgs.com/terms_e-document.htm. Attention is drawn to the limitation of liability, indemnification and jurisdiction issues defined therein. Any holder of this document is advised that information contained hereon reflects the Company's findings at the time of its intervention only and within the limits of Client's instructions, if any. The Company's sole responsibility is to its Client and this document does not exonerate parties to a transaction from exercising all their rights and obligations under the transaction documents. This document cannot be reproduced except in full, without prior written approval of the Company. Any unauthorized alteration, forgery or falsification of the content or appearance of this document is unlawful and offenders may be prosecuted to the fullest extent of the law.

Band		WCDMA V		
TX Channel		4132	4183	4233
Frequency (MHz)		826.4	836.6	846.6
Max. Rated Avg. Power+Max. Tolerance (dBm)		24.50		
3GPP Rel 99	RMC 12.2Kbps	23.47	23.83	23.34
3GPP Rel 5	HSDPA Subtest-1	22.93	22.97	22.72
	HSDPA Subtest-2	22.03	22.06	21.86
	HSDPA Subtest-3	21.21	21.23	21.07
	HSDPA Subtest-4	21.11	21.15	20.96
3GPP Rel 6	HSUPA Subtest-1	22.10	22.12	21.93
	HSUPA Subtest-2	22.03	22.04	21.82
	HSUPA Subtest-3	21.76	21.74	21.56
	HSUPA Subtest-4	22.81	22.97	22.63
	HSUPA Subtest-5	21.97	22.00	21.81

Unless otherwise stated the results shown in this test report refer only to the sample(s) tested and such sample(s) are retained for 90 days only.

除非另有說明，此報告結果僅對測試之樣品負責，同時此樣品僅保留90天。本報告未經本公司書面許可，不可部份複製。

This document is issued by the Company subject to its General Conditions of Service printed overleaf, available on request or accessible at www.sgs.com/terms_and_conditions.htm and for electronic format documents, subject to Terms and Conditions for Electronic Documents at www.sgs.com/terms_e-document.htm. Attention is drawn to the limitation of liability, indemnification and jurisdiction issues defined therein. Any holder of this document is advised that information contained hereon reflects the Company's findings at the time of its intervention only and within the limits of Client's instructions, if any. The Company's sole responsibility is to its Client and this document does not exonerate parties to a transaction from exercising all their rights and obligations under the transaction documents. This document cannot be reproduced except in full, without prior written approval of the Company. Any unauthorized alteration, forgery or falsification of the content or appearance of this document is unlawful and offenders may be prosecuted to the fullest extent of the law.

**WCDMA Band II / Band IV / Band V - HSDPA / HSUPA
conducted power table(Reduced power):**

Unit: dBm

Band		WCDMA II		
TX Channel		9262	9400	9538
Frequency (MHz)		1852.4	1880	1907.6
Max. Rated Avg. Power+Max. Tolerance (dBm)		21.50		
3GPP Rel 99	RMC 12.2Kbps	21.40	21.36	21.38
3GPP Rel 5	HSDPA Subtest-1	20.44	20.30	20.35
	HSDPA Subtest-2	20.69	20.44	20.52
	HSDPA Subtest-3	19.97	19.79	19.89
	HSDPA Subtest-4	19.95	19.82	19.91
3GPP Rel 6	HSUPA Subtest-1	20.59	20.41	20.48
	HSUPA Subtest-2	20.04	19.81	19.88
	HSUPA Subtest-3	20.78	20.29	20.53
	HSUPA Subtest-4	20.45	20.26	20.34
	HSUPA Subtest-5	20.76	20.39	20.56

Band		WCDMA IV		
TX Channel		1312	1412	1513
Frequency (MHz)		1712.4	1732.4	1752.6
Max. Rated Avg. Power+Max. Tolerance (dBm)		19.00		
3GPP Rel 99	RMC 12.2Kbps	18.90	18.72	18.68
3GPP Rel 5	HSDPA Subtest-1	17.83	17.75	17.73
	HSDPA Subtest-2	17.89	17.88	17.84
	HSDPA Subtest-3	17.27	17.22	17.28
	HSDPA Subtest-4	17.38	17.27	17.25
3GPP Rel 6	HSUPA Subtest-1	17.85	17.93	17.77
	HSUPA Subtest-2	17.40	17.13	17.20
	HSUPA Subtest-3	17.84	17.67	17.72
	HSUPA Subtest-4	17.86	17.69	17.70
	HSUPA Subtest-5	17.94	18.03	17.97

Unless otherwise stated the results shown in this test report refer only to the sample(s) tested and such sample(s) are retained for 90 days only.

除非另有說明，此報告結果僅對測試之樣品負責，同時此樣品僅保留90天。本報告未經本公司書面許可，不可部份複製。

This document is issued by the Company subject to its General Conditions of Service printed overleaf, available on request or accessible at www.sgs.com/terms_and_conditions.htm and for electronic format documents, subject to Terms and Conditions for Electronic Documents at www.sgs.com/terms_e-document.htm. Attention is drawn to the limitation of liability, indemnification and jurisdiction issues defined therein. Any holder of this document is advised that information contained hereon reflects the Company's findings at the time of its intervention only and within the limits of Client's instructions, if any. The Company's sole responsibility is to its Client and this document does not exonerate parties to a transaction from exercising all their rights and obligations under the transaction documents. This document cannot be reproduced except in full, without prior written approval of the Company. Any unauthorized alteration, forgery or falsification of the content or appearance of this document is unlawful and offenders may be prosecuted to the fullest extent of the law.

Band		WCDMA V		
TX Channel		4132	4183	4233
Frequency (MHz)		826.4	836.6	846.6
Max. Rated Avg. Power+Max. Tolerance (dBm)		21.00		
3GPP Rel 99	RMC 12.2Kbps	20.96	20.98	20.84
3GPP Rel 5	HSDPA Subtest-1	20.06	20.04	19.89
	HSDPA Subtest-2	20.04	20.03	19.92
	HSDPA Subtest-3	19.58	19.54	19.41
	HSDPA Subtest-4	19.57	19.56	19.43
3GPP Rel 6	HSUPA Subtest-1	20.03	20.06	19.98
	HSUPA Subtest-2	19.63	19.62	19.64
	HSUPA Subtest-3	20.02	20.03	19.89
	HSUPA Subtest-4	20.05	20.04	19.92
	HSUPA Subtest-5	20.04	20.05	19.91

Sub-Test for HSDPA

SUB-TEST	β_c	β_d	β_d (SF)	β_c/β_d	β_{HS} (Note 1, Note 2)	CM (dB) (Note 3)	MPR (dB) (Note 3)
1	2/15	15/15	64	2/15	4/15	0.0	0.0
2	12/15	15/15	64	12/15	24/15	1.0	0.0
3	15/15	8/15	64	15/8	30/15	1.5	0.5
4	15/15	4/15	64	15/4	30/15	1.5	0.5

Sub-Test for HSUPA

SUB-TEST	β_c	β_d	β_d (SF)	β_c/β_d	β_{HS} (Note 1)	β_{ec}	β_{ed} (Note 5) (Note 6)	β_{ed} (SF)	β_{ed} (Codes)	CM (dB) (Note 2)	MPR (dB) (Note 2)	AG Index (Note 6)	E-TFCI
1	11/15	15/15	64	11/15	22/15	209/225	1309/225	4	1	1.0	0.0	20	75
2	6/15	15/15	64	6/15	12/15	12/15	94/75	4	1	3.0	2.0	12	67
3	15/15	9/15	64	15/9	30/15	30/15	$\beta_{ed1}: 47/15$ $\beta_{ed2}: 47/15$	4 4	2	2.0	1.0	15	92
4	2/15	15/15	64	2/15	4/15	2/15	56/75	4	1	3.0	2.0	17	71
5	15/15	15/15	64	15/15	30/15	24/15	134/15	4	1	1.0	0.0	21	81

Unless otherwise stated the results shown in this test report refer only to the sample(s) tested and such sample(s) are retained for 90 days only.

除非另有說明，此報告結果僅對測試之樣品負責，同時此樣品僅保留90天。本報告未經本公司書面許可，不可部份複製。

This document is issued by the Company subject to its General Conditions of Service printed overleaf, available on request or accessible at www.sgs.com/terms_and_conditions.htm and for electronic format documents, subject to Terms and Conditions for Electronic Documents at www.sgs.com/terms_e-document.htm. Attention is drawn to the limitation of liability, indemnification and jurisdiction issues defined therein. Any holder of this document is advised that information contained hereon reflects the Company's findings at the time of its intervention only and within the limits of Client's instructions, if any. The Company's sole responsibility is to its Client and this document does not exonerate parties to a transaction from exercising all their rights and obligations under the transaction documents. This document cannot be reproduced except in full, without prior written approval of the Company. Any unauthorized alteration, forgery or falsification of the content or appearance of this document is unlawful and offenders may be prosecuted to the fullest extent of the law.

LTE FDD Band 2 / Band 4 / Band 5 / Band 7 / Band 12 / Band 13 / Band 17 / Band 25 / Band 26 / Band 30 / Band 66 power table (Full power):

FDD Band 2									
BW(Mhz)	Modulation	RB Size	RB Offset	Frequency (MHz)	Channel	Conducted power (dBm)	Target Power + Max. Tolerance (dBm)	MPR Allowed per 3GPP(dB)	
20	QPSK	1 RB	0	1860	18700	23.00	24	0	
				1880	18900	22.87	24	0	
				1900	19100	22.67	24	0	
			50	1860	18700	22.80	24	0	
				1880	18900	22.85	24	0	
				1900	19100	23.06	24	0	
			99	1860	18700	23.20	24	0	
				1880	18900	23.10	24	0	
				1900	19100	22.83	24	0	
		50 RB	0	1860	18700	21.87	23	0-1	
				1880	18900	21.93	23	0-1	
				1900	19100	21.96	23	0-1	
			25	1860	18700	21.93	23	0-1	
				1880	18900	21.82	23	0-1	
				1900	19100	22.13	23	0-1	
			50	1860	18700	21.72	23	0-1	
				1880	18900	22.06	23	0-1	
				1900	19100	22.11	23	0-1	
		100RB	1860	18700	22.00	23	0-1		
			1880	18900	21.94	23	0-1		
			1900	19100	21.94	23	0-1		
		16-QAM	1 RB	0	1860	18700	22.57	23	0-1
					1880	18900	22.41	23	0-1
					1900	19100	22.71	23	0-1
	50			1860	18700	22.14	23	0-1	
				1880	18900	22.24	23	0-1	
				1900	19100	22.19	23	0-1	
	99			1860	18700	22.46	23	0-1	
				1880	18900	22.18	23	0-1	
				1900	19100	21.97	23	0-1	
	50 RB			0	1860	18700	21.00	22	0-2
					1880	18900	20.84	22	0-2
					1900	19100	21.02	22	0-2
			25	1860	18700	21.14	22	0-2	
				1880	18900	20.94	22	0-2	
				1900	19100	21.12	22	0-2	
			50	1860	18700	20.74	22	0-2	
				1880	18900	20.92	22	0-2	
				1900	19100	21.22	22	0-2	
	100RB		1860	18700	20.91	22	0-2		
			1880	18900	20.79	22	0-2		
			1900	19100	21.23	22	0-2		

Unless otherwise stated the results shown in this test report refer only to the sample(s) tested and such sample(s) are retained for 90 days only.

除非另有說明，此報告結果僅對測試之樣品負責，同時此樣品僅保留90天。本報告未經本公司書面許可，不可部份複製。

This document is issued by the Company subject to its General Conditions of Service printed overleaf, available on request or accessible at www.sgs.com/terms_and_conditions.htm and for electronic format documents, subject to Terms and Conditions for Electronic Documents at www.sgs.com/terms_e-document.htm. Attention is drawn to the limitation of liability, indemnification and jurisdiction issues defined therein. Any holder of this document is advised that information contained hereon reflects the Company's findings at the time of its intervention only and within the limits of Client's instructions, if any. The Company's sole responsibility is to its Client and this document does not exonerate parties to a transaction from exercising all their rights and obligations under the transaction documents. This document cannot be reproduced except in full, without prior written approval of the Company. Any unauthorized alteration, forgery or falsification of the content or appearance of this document is unlawful and offenders may be prosecuted to the fullest extent of the law.

FDD Band 2									
BW(MHz)	Modulation	RB Size	RB Offset	Frequency (MHz)	Channel	Conducted power (dBm)	Target Power + Max. Tolerance (dBm)	MPR Allowed per 3GPP(dB)	
15	QPSK	1 RB	0	1857.5	18675	22.92	24	0	
				1880	18900	22.70	24	0	
				1902.5	19125	22.63	24	0	
			36	1857.5	18675	22.62	24	0	
				1880	18900	22.67	24	0	
				1902.5	19125	22.88	24	0	
		74	1857.5	18675	23.07	24	0		
			1880	18900	22.91	24	0		
			1902.5	19125	22.78	24	0		
		36 RB	0	1857.5	18675	21.71	23	0-1	
				1880	18900	21.92	23	0-1	
				1902.5	19125	21.79	23	0-1	
			18	1857.5	18675	21.85	23	0-1	
				1880	18900	21.78	23	0-1	
				1902.5	19125	22.05	23	0-1	
			37	1857.5	18675	21.63	23	0-1	
				1880	18900	21.92	23	0-1	
				1902.5	19125	22.02	23	0-1	
			75RB	1857.5	18675	21.93	23	0-1	
				1880	18900	21.74	23	0-1	
				1902.5	19125	21.90	23	0-1	
		16-QAM	1 RB	0	1857.5	18675	22.45	23	0-1
					1880	18900	22.27	23	0-1
					1902.5	19125	22.64	23	0-1
	36			1857.5	18675	22.00	23	0-1	
				1880	18900	22.09	23	0-1	
				1902.5	19125	22.12	23	0-1	
	74			1857.5	18675	22.26	23	0-1	
				1880	18900	22.15	23	0-1	
				1902.5	19125	21.82	23	0-1	
	36 RB			0	1857.5	18675	20.93	22	0-2
					1880	18900	20.80	22	0-2
					1902.5	19125	21.01	22	0-2
			18	1857.5	18675	21.07	22	0-2	
				1880	18900	20.75	22	0-2	
				1902.5	19125	20.95	22	0-2	
			37	1857.5	18675	20.54	22	0-2	
				1880	18900	20.84	22	0-2	
				1902.5	19125	21.15	22	0-2	
			75RB	1857.5	18675	20.85	22	0-2	
				1880	18900	20.66	22	0-2	
				1902.5	19125	21.19	22	0-2	

Unless otherwise stated the results shown in this test report refer only to the sample(s) tested and such sample(s) are retained for 90 days only.

除非另有說明，此報告結果僅對測試之樣品負責，同時此樣品僅保留90天。本報告未經本公司書面許可，不可部份複製。

This document is issued by the Company subject to its General Conditions of Service printed overleaf, available on request or accessible at www.sgs.com/terms_and_conditions.htm and for electronic format documents, subject to Terms and Conditions for Electronic Documents at www.sgs.com/terms_e-document.htm. Attention is drawn to the limitation of liability, indemnification and jurisdiction issues defined therein. Any holder of this document is advised that information contained hereon reflects the Company's findings at the time of its intervention only and within the limits of Client's instructions, if any. The Company's sole responsibility is to its Client and this document does not exonerate parties to a transaction from exercising all their rights and obligations under the transaction documents. This document cannot be reproduced except in full, without prior written approval of the Company. Any unauthorized alteration, forgery or falsification of the content or appearance of this document is unlawful and offenders may be prosecuted to the fullest extent of the law.

FDD Band 2									
BW(Mhz)	Modulation	RB Size	RB Offset	Frequency (MHz)	Channel	Conducted power (dBm)	Target Power + Max. Tolerance (dBm)	MPR Allowed per 3GPP(dB)	
10	QPSK	1 RB	0	1855	18650	22.89	24	0	
				1880	18900	22.84	24	0	
				1905	19150	22.64	24	0	
			25	1855	18650	22.60	24	0	
				1880	18900	22.71	24	0	
				1905	19150	22.92	24	0	
			49	1855	18650	23.06	24	0	
				1880	18900	22.91	24	0	
				1905	19150	22.80	24	0	
		25 RB	0	1855	18650	21.78	23	0-1	
				1880	18900	21.79	23	0-1	
				1905	19150	21.78	23	0-1	
			12	1855	18650	21.75	23	0-1	
				1880	18900	21.65	23	0-1	
				1905	19150	22.06	23	0-1	
			25	1855	18650	21.65	23	0-1	
				1880	18900	22.03	23	0-1	
				1905	19150	22.10	23	0-1	
		50RB	1855	18650	21.82	23	0-1		
			1880	18900	21.87	23	0-1		
			1905	19150	21.86	23	0-1		
		16-QAM	1 RB	0	1855	18650	22.37	23	0-1
					1880	18900	22.30	23	0-1
					1905	19150	22.56	23	0-1
	25			1855	18650	22.10	23	0-1	
				1880	18900	22.23	23	0-1	
				1905	19150	22.08	23	0-1	
	49			1855	18650	22.39	23	0-1	
				1880	18900	22.11	23	0-1	
				1905	19150	21.77	23	0-1	
	25 RB			0	1855	18650	20.95	22	0-2
					1880	18900	20.72	22	0-2
					1905	19150	20.99	22	0-2
			12	1855	18650	21.09	22	0-2	
				1880	18900	20.87	22	0-2	
				1905	19150	20.94	22	0-2	
			25	1855	18650	20.57	22	0-2	
				1880	18900	20.83	22	0-2	
				1905	19150	21.06	22	0-2	
	50RB		1855	18650	20.79	22	0-2		
			1880	18900	20.73	22	0-2		
			1905	19150	21.07	22	0-2		

Unless otherwise stated the results shown in this test report refer only to the sample(s) tested and such sample(s) are retained for 90 days only.

除非另有說明，此報告結果僅對測試之樣品負責，同時此樣品僅保留90天。本報告未經本公司書面許可，不可部份複製。

This document is issued by the Company subject to its General Conditions of Service printed overleaf, available on request or accessible at www.sgs.com/terms_and_conditions.htm and for electronic format documents, subject to Terms and Conditions for Electronic Documents at www.sgs.com/terms_e-document.htm. Attention is drawn to the limitation of liability, indemnification and jurisdiction issues defined therein. Any holder of this document is advised that information contained hereon reflects the Company's findings at the time of its intervention only and within the limits of Client's instructions, if any. The Company's sole responsibility is to its Client and this document does not exonerate parties to a transaction from exercising all their rights and obligations under the transaction documents. This document cannot be reproduced except in full, without prior written approval of the Company. Any unauthorized alteration, forgery or falsification of the content or appearance of this document is unlawful and offenders may be prosecuted to the fullest extent of the law.

FDD Band 2											
BW(Mhz)	Modulation	RB Size	RB Offset	Frequency (MHz)	Channel	Conducted power (dBm)	Target Power + Max. Tolerance (dBm)	MPR Allowed per 3GPP(dB)			
5	QPSK	1 RB	0	1852.5	18625	22.84	24	0			
				1880	18900	22.74	24	0			
				1907.5	19175	22.48	24	0			
			12	1852.5	18625	22.65	24	0			
				1880	18900	22.67	24	0			
				1907.5	19175	23.05	24	0			
			24	1852.5	18625	23.01	24	0			
				1880	18900	23.06	24	0			
				1907.5	19175	22.77	24	0			
		12 RB	0	1852.5	18625	21.85	18625	21.85	23	0-1	
				1880	18900	21.75	18900	21.75	23	0-1	
				1907.5	19175	21.94	19175	21.94	23	0-1	
			6	1852.5	18625	21.73	18625	21.73	23	0-1	
				1880	18900	21.72	18900	21.72	23	0-1	
				1907.5	19175	22.07	19175	22.07	23	0-1	
			13	1852.5	18625	21.52	18625	21.52	23	0-1	
				1880	18900	21.86	18900	21.86	23	0-1	
				1907.5	19175	22.02	19175	22.02	23	0-1	
		25RB	1852.5	18625	21.90	18625	21.90	23	0-1		
			1880	18900	21.74	18900	21.74	23	0-1		
			1907.5	19175	21.83	19175	21.83	23	0-1		
		16-QAM	1 RB	0	1852.5	18625	22.52	23	23	0-1	
					1880	18900	22.27	23	23	0-1	
					1907.5	19175	22.69	23	23	0-1	
				12	1852.5	18625	22.06	18625	22.06	23	0-1
					1880	18900	22.06	18900	22.06	23	0-1
					1907.5	19175	22.10	19175	22.10	23	0-1
	24			1852.5	18625	22.42	18625	22.42	23	0-1	
				1880	18900	22.01	18900	22.01	23	0-1	
				1907.5	19175	21.82	19175	21.82	23	0-1	
	12 RB		0	1852.5	18625	20.87	18625	20.87	22	0-2	
				1880	18900	20.76	18900	20.76	22	0-2	
				1907.5	19175	20.87	19175	20.87	22	0-2	
			6	1852.5	18625	21.09	18625	21.09	22	0-2	
				1880	18900	20.90	18900	20.90	22	0-2	
				1907.5	19175	21.01	19175	21.01	22	0-2	
			13	1852.5	18625	20.67	18625	20.67	22	0-2	
				1880	18900	20.75	18900	20.75	22	0-2	
				1907.5	19175	21.03	19175	21.03	22	0-2	
	25RB		1852.5	18625	20.77	18625	20.77	22	0-2		
			1880	18900	20.71	18900	20.71	22	0-2		
			1907.5	19175	21.03	19175	21.03	22	0-2		

Unless otherwise stated the results shown in this test report refer only to the sample(s) tested and such sample(s) are retained for 90 days only.

除非另有說明，此報告結果僅對測試之樣品負責，同時此樣品僅保留90天。本報告未經本公司書面許可，不可部份複製。

This document is issued by the Company subject to its General Conditions of Service printed overleaf, available on request or accessible at www.sgs.com/terms_and_conditions.htm and for electronic format documents, subject to Terms and Conditions for Electronic Documents at www.sgs.com/terms_e-document.htm. Attention is drawn to the limitation of liability, indemnification and jurisdiction issues defined therein. Any holder of this document is advised that information contained hereon reflects the Company's findings at the time of its intervention only and within the limits of Client's instructions, if any. The Company's sole responsibility is to its Client and this document does not exonerate parties to a transaction from exercising all their rights and obligations under the transaction documents. This document cannot be reproduced except in full, without prior written approval of the Company. Any unauthorized alteration, forgery or falsification of the content or appearance of this document is unlawful and offenders may be prosecuted to the fullest extent of the law.

FDD Band 2									
BW(Mhz)	Modulation	RB Size	RB Offset	Frequency (MHz)	Channel	Conducted power (dBm)	Target Power + Max. Tolerance (dBm)	MPR Allowed per 3GPP(dB)	
3	QPSK	1 RB	0	1851.5	18615	22.99	24	0	
				1880	18900	22.78	24	0	
				1908.5	19185	22.51	24	0	
			7	1851.5	18615	22.76	24	0	
				1880	18900	22.71	24	0	
				1908.5	19185	22.99	24	0	
		14	1851.5	18615	23.18	24	0		
			1880	18900	22.92	24	0		
			1908.5	19185	22.82	24	0		
		8 RB	0	1851.5	18615	21.84	23	0-1	
				1880	18900	21.90	23	0-1	
				1908.5	19185	21.91	23	0-1	
			4	1851.5	18615	21.76	23	0-1	
				1880	18900	21.70	23	0-1	
				1908.5	19185	22.02	23	0-1	
			7	1851.5	18615	21.66	23	0-1	
				1880	18900	21.89	23	0-1	
				1908.5	19185	21.96	23	0-1	
			15RB	1851.5	18615	21.87	23	0-1	
				1880	18900	21.77	23	0-1	
				1908.5	19185	21.83	23	0-1	
		16-QAM	1 RB	0	1851.5	18615	22.55	23	0-1
					1880	18900	22.39	23	0-1
					1908.5	19185	22.57	23	0-1
	7			1851.5	18615	22.09	23	0-1	
				1880	18900	22.20	23	0-1	
				1908.5	19185	22.06	23	0-1	
	14			1851.5	18615	22.39	23	0-1	
				1880	18900	22.04	23	0-1	
				1908.5	19185	21.85	23	0-1	
	8 RB			0	1851.5	18615	20.82	22	0-2
					1880	18900	20.71	22	0-2
					1908.5	19185	20.88	22	0-2
			4	1851.5	18615	21.13	22	0-2	
				1880	18900	20.77	22	0-2	
				1908.5	19185	20.93	22	0-2	
			7	1851.5	18615	20.62	22	0-2	
				1880	18900	20.88	22	0-2	
				1908.5	19185	21.08	22	0-2	
	15RB		1851.5	18615	20.81	22	0-2		
			1880	18900	20.75	22	0-2		
			1908.5	19185	21.10	22	0-2		

Unless otherwise stated the results shown in this test report refer only to the sample(s) tested and such sample(s) are retained for 90 days only.

除非另有說明，此報告結果僅對測試之樣品負責，同時此樣品僅保留90天。本報告未經本公司書面許可，不可部份複製。

This document is issued by the Company subject to its General Conditions of Service printed overleaf, available on request or accessible at www.sgs.com/terms_and_conditions.htm and for electronic format documents, subject to Terms and Conditions for Electronic Documents at www.sgs.com/terms_e-document.htm. Attention is drawn to the limitation of liability, indemnification and jurisdiction issues defined therein. Any holder of this document is advised that information contained hereon reflects the Company's findings at the time of its intervention only and within the limits of Client's instructions, if any. The Company's sole responsibility is to its Client and this document does not exonerate parties to a transaction from exercising all their rights and obligations under the transaction documents. This document cannot be reproduced except in full, without prior written approval of the Company. Any unauthorized alteration, forgery or falsification of the content or appearance of this document is unlawful and offenders may be prosecuted to the fullest extent of the law.

FDD Band 2									
BW(Mhz)	Modulation	RB Size	RB Offset	Frequency (MHz)	Channel	Conducted power (dBm)	Target Power + Max. Tolerance (dBm)	MPR Allowed per 3GPP(dB)	
1.4	QPSK	1 RB	0	1850.7	18607	22.75	24	0	
				1880	18900	22.62	24	0	
				1909.3	19193	22.64	24	0	
			2	1850.7	18607	22.60	24	0	
				1880	18900	22.75	24	0	
				1909.3	19193	22.70	24	0	
		5	1850.7	18607	22.78	24	0		
			1880	18900	22.59	24	0		
			1909.3	19193	22.51	24	0		
		3 RB	0	1850.7	18607	22.56	24	0	
				1880	18900	22.71	24	0	
				1909.3	19193	22.64	24	0	
			2	1850.7	18607	22.82	24	0	
				1880	18900	22.64	24	0	
				1909.3	19193	22.63	24	0	
			3	1850.7	18607	22.82	24	0	
				1880	18900	22.72	24	0	
				1909.3	19193	22.52	24	0	
		6RB	1850.7	18607	21.54	23	0-1		
			1880	18900	21.67	23	0-1		
			1909.3	19193	21.90	23	0-1		
		16-QAM	1 RB	0	1850.7	18607	22.05	23	0-1
					1880	18900	21.79	23	0-1
					1909.3	19193	22.40	23	0-1
	2			1850.7	18607	21.95	23	0-1	
				1880	18900	21.93	23	0-1	
				1909.3	19193	21.94	23	0-1	
	5			1850.7	18607	21.71	23	0-1	
				1880	18900	21.63	23	0-1	
				1909.3	19193	22.33	23	0-1	
	3 RB			0	1850.7	18607	21.96	23	0-1
					1880	18900	21.74	23	0-1
					1909.3	19193	21.83	23	0-1
			2	1850.7	18607	22.04	23	0-1	
				1880	18900	21.75	23	0-1	
				1909.3	19193	22.05	23	0-1	
			3	1850.7	18607	21.60	23	0-1	
				1880	18900	21.62	23	0-1	
				1909.3	19193	21.95	23	0-1	
	6RB		1850.7	18607	20.67	22	0-2		
			1880	18900	20.64	22	0-2		
			1909.3	19193	20.95	22	0-2		

Unless otherwise stated the results shown in this test report refer only to the sample(s) tested and such sample(s) are retained for 90 days only.

除非另有說明，此報告結果僅對測試之樣品負責，同時此樣品僅保留90天。本報告未經本公司書面許可，不可部份複製。

This document is issued by the Company subject to its General Conditions of Service printed overleaf, available on request or accessible at www.sgs.com/terms_and_conditions.htm and for electronic format documents, subject to Terms and Conditions for Electronic Documents at www.sgs.com/terms_e-document.htm. Attention is drawn to the limitation of liability, indemnification and jurisdiction issues defined therein. Any holder of this document is advised that information contained hereon reflects the Company's findings at the time of its intervention only and within the limits of Client's instructions, if any. The Company's sole responsibility is to its Client and this document does not exonerate parties to a transaction from exercising all their rights and obligations under the transaction documents. This document cannot be reproduced except in full, without prior written approval of the Company. Any unauthorized alteration, forgery or falsification of the content or appearance of this document is unlawful and offenders may be prosecuted to the fullest extent of the law.

FDD Band 4									
BW(Mhz)	Modulation	RB Size	RB Offset	Frequency (MHz)	Channel	Conducted power (dBm)	Target Power + Max. Tolerance (dBm)	MPR Allowed per 3GPP(dB)	
20	QPSK	1 RB	0	1720	20050	22.51	24	0	
				1732.5	20175	22.34	24	0	
				1745	20300	22.52	24	0	
			50	1720	20050	23.13	24	0	
					1732.5	20175	22.85	24	0
					1745	20300	22.75	24	0
				99	1720	20050	22.74	24	0
					1732.5	20175	22.61	24	0
					1745	20300	22.65	24	0
		50 RB	0	1720	20050	21.55	23	0-1	
				1732.5	20175	21.93	23	0-1	
				1745	20300	21.80	23	0-1	
			25	1720	20050	21.68	23	0-1	
					1732.5	20175	21.58	23	0-1
					1745	20300	21.80	23	0-1
				50	1720	20050	21.82	23	0-1
					1732.5	20175	21.72	23	0-1
					1745	20300	21.70	23	0-1
		100RB	1720	20050	21.95	23	0-1		
			1732.5	20175	21.97	23	0-1		
			1745	20300	21.79	23	0-1		
		16-QAM	1 RB	0	1720	20050	22.08	23	0-1
					1732.5	20175	22.51	23	0-1
					1745	20300	21.60	23	0-1
	50			1720	20050	22.41	23	0-1	
					1732.5	20175	21.94	23	0-1
					1745	20300	22.28	23	0-1
				99	1720	20050	21.58	23	0-1
					1732.5	20175	21.95	23	0-1
					1745	20300	21.78	23	0-1
	50 RB			0	1720	20050	21.38	22	0-2
					1732.5	20175	20.59	22	0-2
					1745	20300	20.85	22	0-2
			25	1720	20050	21.02	22	0-2	
					1732.5	20175	21.05	22	0-2
					1745	20300	20.92	22	0-2
				50	1720	20050	20.58	22	0-2
					1732.5	20175	20.68	22	0-2
					1745	20300	20.79	22	0-2
			100RB	1720	20050	20.91	22	0-2	
				1732.5	20175	20.97	22	0-2	
				1745	20300	20.78	22	0-2	

Unless otherwise stated the results shown in this test report refer only to the sample(s) tested and such sample(s) are retained for 90 days only.

除非另有說明，此報告結果僅對測試之樣品負責，同時此樣品僅保留90天。本報告未經本公司書面許可，不可部份複製。

This document is issued by the Company subject to its General Conditions of Service printed overleaf, available on request or accessible at www.sgs.com/terms_and_conditions.htm and for electronic format documents, subject to Terms and Conditions for Electronic Documents at www.sgs.com/terms_e-document.htm. Attention is drawn to the limitation of liability, indemnification and jurisdiction issues defined therein. Any holder of this document is advised that information contained hereon reflects the Company's findings at the time of its intervention only and within the limits of Client's instructions, if any. The Company's sole responsibility is to its Client and this document does not exonerate parties to a transaction from exercising all their rights and obligations under the transaction documents. This document cannot be reproduced except in full, without prior written approval of the Company. Any unauthorized alteration, forgery or falsification of the content or appearance of this document is unlawful and offenders may be prosecuted to the fullest extent of the law.

FDD Band 4									
BW(Mhz)	Modulation	RB Size	RB Offset	Frequency (MHz)	Channel	Conducted power (dBm)	Target Power + Max. Tolerance (dBm)	MPR Allowed per 3GPP(dB)	
15	QPSK	1 RB	0	1717.5	20025	22.31	24	0	
				1732.5	20175	22.05	24	0	
				1747.5	20325	22.40	24	0	
			36	1717.5	20025	22.98	24	0	
				1732.5	20175	22.60	24	0	
				1747.5	20325	22.54	24	0	
		74	1717.5	20025	22.51	24	0		
			1732.5	20175	22.49	24	0		
			1747.5	20325	22.43	24	0		
		36 RB	0	1717.5	20025	21.36	23	0-1	
				1732.5	20175	21.78	23	0-1	
				1747.5	20325	21.61	23	0-1	
			18	1717.5	20025	21.39	23	0-1	
				1732.5	20175	21.46	23	0-1	
				1747.5	20325	21.55	23	0-1	
			37	1717.5	20025	21.66	23	0-1	
				1732.5	20175	21.42	23	0-1	
				1747.5	20325	21.48	23	0-1	
			75RB	1717.5	20025	21.77	23	0-1	
				1732.5	20175	21.85	23	0-1	
				1747.5	20325	21.51	23	0-1	
		16-QAM	1 RB	0	1717.5	20025	21.83	23	0-1
					1732.5	20175	22.38	23	0-1
					1747.5	20325	21.40	23	0-1
	36			1717.5	20025	22.22	23	0-1	
				1732.5	20175	21.71	23	0-1	
				1747.5	20325	22.12	23	0-1	
	74			1717.5	20025	21.46	23	0-1	
				1732.5	20175	21.69	23	0-1	
				1747.5	20325	21.62	23	0-1	
	36 RB			0	1717.5	20025	21.14	22	0-2
					1732.5	20175	20.40	22	0-2
					1747.5	20325	20.59	22	0-2
			18	1717.5	20025	20.89	22	0-2	
				1732.5	20175	20.90	22	0-2	
				1747.5	20325	20.72	22	0-2	
			37	1717.5	20025	20.30	22	0-2	
				1732.5	20175	20.38	22	0-2	
				1747.5	20325	20.54	22	0-2	
	75RB		1717.5	20025	20.63	22	0-2		
			1732.5	20175	20.73	22	0-2		
			1747.5	20325	20.50	22	0-2		

Unless otherwise stated the results shown in this test report refer only to the sample(s) tested and such sample(s) are retained for 90 days only.

除非另有說明，此報告結果僅對測試之樣品負責，同時此樣品僅保留90天。本報告未經本公司書面許可，不可部份複製。

This document is issued by the Company subject to its General Conditions of Service printed overleaf, available on request or accessible at www.sgs.com/terms_and_conditions.htm and for electronic format documents, subject to Terms and Conditions for Electronic Documents at www.sgs.com/terms_e-document.htm. Attention is drawn to the limitation of liability, indemnification and jurisdiction issues defined therein. Any holder of this document is advised that information contained hereon reflects the Company's findings at the time of its intervention only and within the limits of Client's instructions, if any. The Company's sole responsibility is to its Client and this document does not exonerate parties to a transaction from exercising all their rights and obligations under the transaction documents. This document cannot be reproduced except in full, without prior written approval of the Company. Any unauthorized alteration, forgery or falsification of the content or appearance of this document is unlawful and offenders may be prosecuted to the fullest extent of the law.

FDD Band 4									
BW(Mhz)	Modulation	RB Size	RB Offset	Frequency (MHz)	Channel	Conducted power (dBm)	Target Power + Max. Tolerance (dBm)	MPR Allowed per 3GPP(dB)	
10	QPSK	1 RB	0	1715	20000	22.37	24	0	
				1732.5	20175	22.18	24	0	
				1750	20350	22.38	24	0	
			25	1715	20000	23.01	24	0	
				1732.5	20175	22.74	24	0	
				1750	20350	22.59	24	0	
		49	1715	20000	22.62	24	0		
			1732.5	20175	22.33	24	0		
			1750	20350	22.35	24	0		
		25 RB	0	1715	20000	21.26	23	0-1	
				1732.5	20175	21.82	23	0-1	
				1750	20350	21.67	23	0-1	
			12	1715	20000	21.55	23	0-1	
				1732.5	20175	21.34	23	0-1	
				1750	20350	21.51	23	0-1	
		25	1715	20000	21.61	23	0-1		
			1732.5	20175	21.61	23	0-1		
			1750	20350	21.48	23	0-1		
		50RB	1715	20000	21.66	23	0-1		
			1732.5	20175	21.82	23	0-1		
			1750	20350	21.54	23	0-1		
		16-QAM	1 RB	0	1715	20000	21.83	23	0-1
					1732.5	20175	22.21	23	0-1
					1750	20350	21.34	23	0-1
	25			1715	20000	22.30	23	0-1	
				1732.5	20175	21.72	23	0-1	
				1750	20350	22.04	23	0-1	
	49		1715	20000	21.33	23	0-1		
			1732.5	20175	21.66	23	0-1		
			1750	20350	21.55	23	0-1		
	25 RB		0	1715	20000	21.15	22	0-2	
				1732.5	20175	20.31	22	0-2	
				1750	20350	20.72	22	0-2	
			12	1715	20000	20.74	22	0-2	
				1732.5	20175	20.91	22	0-2	
				1750	20350	20.62	22	0-2	
	25		1715	20000	20.39	22	0-2		
			1732.5	20175	20.44	22	0-2		
			1750	20350	20.55	22	0-2		
	50RB		1715	20000	20.76	22	0-2		
			1732.5	20175	20.84	22	0-2		
			1750	20350	20.66	22	0-2		

Unless otherwise stated the results shown in this test report refer only to the sample(s) tested and such sample(s) are retained for 90 days only.

除非另有說明，此報告結果僅對測試之樣品負責，同時此樣品僅保留90天。本報告未經本公司書面許可，不可部份複製。

This document is issued by the Company subject to its General Conditions of Service printed overleaf, available on request or accessible at www.sgs.com/terms_and_conditions.htm and for electronic format documents, subject to Terms and Conditions for Electronic Documents at www.sgs.com/terms_e-document.htm. Attention is drawn to the limitation of liability, indemnification and jurisdiction issues defined therein. Any holder of this document is advised that information contained hereon reflects the Company's findings at the time of its intervention only and within the limits of Client's instructions, if any. The Company's sole responsibility is to its Client and this document does not exonerate parties to a transaction from exercising all their rights and obligations under the transaction documents. This document cannot be reproduced except in full, without prior written approval of the Company. Any unauthorized alteration, forgery or falsification of the content or appearance of this document is unlawful and offenders may be prosecuted to the fullest extent of the law.

FDD Band 4											
BW(Mhz)	Modulation	RB Size	RB Offset	Frequency (MHz)	Channel	Conducted power (dBm)	Target Power + Max. Tolerance (dBm)	MPR Allowed per 3GPP(dB)			
5	QPSK	1 RB	0	1712.5	19975	22.37	24	0			
				1732.5	20175	22.17	24	0			
				1752.5	20375	22.36	24	0			
			12	1712.5	19975	23.00	24	0			
				1732.5	20175	22.65	24	0			
				1752.5	20375	22.50	24	0			
		24	1712.5	19975	22.53	24	0				
			1732.5	20175	22.37	24	0				
			1752.5	20375	22.47	24	0				
		12 RB	0	1712.5	19975	21.25	19975	21.25	23	0-1	
				1732.5	20175	21.65	20175	21.65	23	0-1	
				1752.5	20375	21.68	20375	21.68	23	0-1	
			6	1712.5	19975	21.50	19975	21.50	23	0-1	
				1732.5	20175	21.37	20175	21.37	23	0-1	
				1752.5	20375	21.54	20375	21.54	23	0-1	
			13	1712.5	19975	21.64	19975	21.64	23	0-1	
				1732.5	20175	21.56	20175	21.56	23	0-1	
				1752.5	20375	21.40	20375	21.40	23	0-1	
		25RB	1712.5	19975	21.71	19975	21.71	23	0-1		
			1732.5	20175	21.84	20175	21.84	23	0-1		
			1752.5	20375	21.62	20375	21.62	23	0-1		
		16-QAM	1 RB	0	1712.5	19975	21.88	19975	21.88	23	0-1
					1732.5	20175	22.35	20175	22.35	23	0-1
					1752.5	20375	21.47	20375	21.47	23	0-1
	12			1712.5	19975	22.20	19975	22.20	23	0-1	
				1732.5	20175	21.70	20175	21.70	23	0-1	
				1752.5	20375	22.03	20375	22.03	23	0-1	
	24			1712.5	19975	21.45	19975	21.45	23	0-1	
				1732.5	20175	21.77	20175	21.77	23	0-1	
				1752.5	20375	21.67	20375	21.67	23	0-1	
	12 RB		0	1712.5	19975	21.20	19975	21.20	22	0-2	
				1732.5	20175	20.36	20175	20.36	22	0-2	
				1752.5	20375	20.58	20375	20.58	22	0-2	
			6	1712.5	19975	20.76	19975	20.76	22	0-2	
				1732.5	20175	20.88	20175	20.88	22	0-2	
				1752.5	20375	20.74	20375	20.74	22	0-2	
			13	1712.5	19975	20.42	19975	20.42	22	0-2	
				1732.5	20175	20.54	20175	20.54	22	0-2	
				1752.5	20375	20.60	20375	20.60	22	0-2	
	25RB		1712.5	19975	20.76	19975	20.76	22	0-2		
			1732.5	20175	20.81	20175	20.81	22	0-2		
			1752.5	20375	20.58	20375	20.58	22	0-2		

Unless otherwise stated the results shown in this test report refer only to the sample(s) tested and such sample(s) are retained for 90 days only.

除非另有說明，此報告結果僅對測試之樣品負責，同時此樣品僅保留90天。本報告未經本公司書面許可，不可部份複製。

This document is issued by the Company subject to its General Conditions of Service printed overleaf, available on request or accessible at www.sgs.com/terms_and_conditions.htm and for electronic format documents, subject to Terms and Conditions for Electronic Documents at www.sgs.com/terms_e-document.htm. Attention is drawn to the limitation of liability, indemnification and jurisdiction issues defined therein. Any holder of this document is advised that information contained hereon reflects the Company's findings at the time of its intervention only and within the limits of Client's instructions, if any. The Company's sole responsibility is to its Client and this document does not exonerate parties to a transaction from exercising all their rights and obligations under the transaction documents. This document cannot be reproduced except in full, without prior written approval of the Company. Any unauthorized alteration, forgery or falsification of the content or appearance of this document is unlawful and offenders may be prosecuted to the fullest extent of the law.

FDD Band 4									
BW(MHz)	Modulation	RB Size	RB Offset	Frequency (MHz)	Channel	Conducted power (dBm)	Target Power + Max. Tolerance (dBm)	MPR Allowed per 3GPP(dB)	
3	QPSK	1 RB	0	1711.5	19965	22.36	24	0	
				1732.5	20175	22.12	24	0	
				1753.5	20385	22.35	24	0	
			7	1711.5	19965	22.89	24	0	
				1732.5	20175	22.71	24	0	
				1753.5	20385	22.52	24	0	
		14	1711.5	19965	22.58	24	0		
			1732.5	20175	22.34	24	0		
			1753.5	20385	22.50	24	0		
		8 RB	0	1711.5	19965	21.38	23	0-1	
				1732.5	20175	21.67	23	0-1	
				1753.5	20385	21.67	23	0-1	
			4	1711.5	19965	21.45	23	0-1	
				1732.5	20175	21.45	23	0-1	
				1753.5	20385	21.56	23	0-1	
		7	1711.5	19965	21.59	23	0-1		
			1732.5	20175	21.43	23	0-1		
			1753.5	20385	21.40	23	0-1		
		15RB	1711.5	19965	21.77	23	0-1		
			1732.5	20175	21.77	23	0-1		
			1753.5	20385	21.58	23	0-1		
		16-QAM	1 RB	0	1711.5	19965	21.88	23	0-1
					1732.5	20175	22.39	23	0-1
					1753.5	20385	21.49	23	0-1
	7			1711.5	19965	22.14	23	0-1	
				1732.5	20175	21.70	23	0-1	
				1753.5	20385	22.00	23	0-1	
	14		1711.5	19965	21.32	23	0-1		
			1732.5	20175	21.70	23	0-1		
			1753.5	20385	21.51	23	0-1		
	8 RB		0	1711.5	19965	21.13	22	0-2	
				1732.5	20175	20.46	22	0-2	
				1753.5	20385	20.61	22	0-2	
			4	1711.5	19965	20.77	22	0-2	
				1732.5	20175	20.82	22	0-2	
				1753.5	20385	20.76	22	0-2	
	7		1711.5	19965	20.29	22	0-2		
			1732.5	20175	20.39	22	0-2		
			1753.5	20385	20.58	22	0-2		
	15RB		1711.5	19965	20.62	22	0-2		
			1732.5	20175	20.67	22	0-2		
			1753.5	20385	20.61	22	0-2		

Unless otherwise stated the results shown in this test report refer only to the sample(s) tested and such sample(s) are retained for 90 days only.

除非另有說明，此報告結果僅對測試之樣品負責，同時此樣品僅保留90天。本報告未經本公司書面許可，不可部份複製。

This document is issued by the Company subject to its General Conditions of Service printed overleaf, available on request or accessible at www.sgs.com/terms_and_conditions.htm and for electronic format documents, subject to Terms and Conditions for Electronic Documents at www.sgs.com/terms_e-document.htm. Attention is drawn to the limitation of liability, indemnification and jurisdiction issues defined therein. Any holder of this document is advised that information contained hereon reflects the Company's findings at the time of its intervention only and within the limits of Client's instructions, if any. The Company's sole responsibility is to its Client and this document does not exonerate parties to a transaction from exercising all their rights and obligations under the transaction documents. This document cannot be reproduced except in full, without prior written approval of the Company. Any unauthorized alteration, forgery or falsification of the content or appearance of this document is unlawful and offenders may be prosecuted to the fullest extent of the law.

FDD Band 4									
BW(Mhz)	Modulation	RB Size	RB Offset	Frequency (MHz)	Channel	Conducted power (dBm)	Target Power + Max. Tolerance (dBm)	MPR Allowed per 3GPP(dB)	
1.4	QPSK	1 RB	0	1710.7	19957	22.95	24	0	
				1732.5	20175	22.77	24	0	
				1754.3	20393	22.57	24	0	
			2	1710.7	19957	22.49	24	0	
				1732.5	20175	22.70	24	0	
				1754.3	20393	22.72	24	0	
		5	1710.7	19957	22.52	24	0		
			1732.5	20175	22.85	24	0		
			1754.3	20393	22.60	24	0		
		3 RB	0	1710.7	19957	23.01	24	0	
				1732.5	20175	22.92	24	0	
				1754.3	20393	22.59	24	0	
			2	1710.7	19957	23.02	24	0	
				1732.5	20175	22.90	24	0	
				1754.3	20393	22.71	24	0	
			3	1710.7	19957	22.93	24	0	
				1732.5	20175	22.83	24	0	
				1754.3	20393	22.68	24	0	
		6RB	1710.7	19957	21.40	23	0-1		
			1732.5	20175	21.82	23	0-1		
			1754.3	20393	21.74	23	0-1		
		16-QAM	1 RB	0	1710.7	19957	21.72	23	0-1
					1732.5	20175	21.78	23	0-1
					1754.3	20393	21.76	23	0-1
	2			1710.7	19957	21.95	23	0-1	
				1732.5	20175	22.01	23	0-1	
				1754.3	20393	22.28	23	0-1	
	5			1710.7	19957	22.14	23	0-1	
				1732.5	20175	22.37	23	0-1	
				1754.3	20393	22.08	23	0-1	
	3 RB			0	1710.7	19957	21.60	23	0-1
					1732.5	20175	22.10	23	0-1
					1754.3	20393	21.77	23	0-1
			2	1710.7	19957	21.72	23	0-1	
				1732.5	20175	21.79	23	0-1	
				1754.3	20393	21.93	23	0-1	
			3	1710.7	19957	21.81	23	0-1	
				1732.5	20175	22.02	23	0-1	
				1754.3	20393	21.86	23	0-1	
	6RB		1710.7	19957	20.85	22	0-2		
			1732.5	20175	20.89	22	0-2		
			1754.3	20393	20.76	22	0-2		

Unless otherwise stated the results shown in this test report refer only to the sample(s) tested and such sample(s) are retained for 90 days only.

除非另有說明，此報告結果僅對測試之樣品負責，同時此樣品僅保留90天。本報告未經本公司書面許可，不可部份複製。

This document is issued by the Company subject to its General Conditions of Service printed overleaf, available on request or accessible at www.sgs.com/terms_and_conditions.htm and for electronic format documents, subject to Terms and Conditions for Electronic Documents at www.sgs.com/terms_e-document.htm. Attention is drawn to the limitation of liability, indemnification and jurisdiction issues defined therein. Any holder of this document is advised that information contained hereon reflects the Company's findings at the time of its intervention only and within the limits of Client's instructions, if any. The Company's sole responsibility is to its Client and this document does not exonerate parties to a transaction from exercising all their rights and obligations under the transaction documents. This document cannot be reproduced except in full, without prior written approval of the Company. Any unauthorized alteration, forgery or falsification of the content or appearance of this document is unlawful and offenders may be prosecuted to the fullest extent of the law.

FDD Band 5									
BW(Mhz)	Modulation	RB Size	RB Offset	Frequency (MHz)	Channel	Conducted power (dBm)	Target Power + Max. Tolerance (dBm)	MPR Allowed per 3GPP(dB)	
10	QPSK	1 RB	0	829	20450	23.24	25	0	
				836.5	20525	23.27	25	0	
				844	20600	23.43	25	0	
			25	829	20450	23.33	25	0	
				836.5	20525	23.19	25	0	
				844	20600	23.30	25	0	
			49	829	20450	23.25	25	0	
				836.5	20525	23.48	25	0	
				844	20600	23.13	25	0	
		25 RB	0	829	20450	22.30	24	0-1	
				836.5	20525	22.43	24	0-1	
				844	20600	22.26	24	0-1	
			12	829	20450	22.34	24	0-1	
				836.5	20525	22.44	24	0-1	
				844	20600	22.55	24	0-1	
			25	829	20450	22.17	24	0-1	
				836.5	20525	22.16	24	0-1	
				844	20600	22.51	24	0-1	
		50RB	829	20450	22.27	24	0-1		
			836.5	20525	22.45	24	0-1		
			844	20600	22.50	24	0-1		
		16-QAM	1 RB	0	829	20450	22.45	24	0-1
					836.5	20525	22.55	24	0-1
					844	20600	22.49	24	0-1
	25			829	20450	22.53	24	0-1	
				836.5	20525	22.85	24	0-1	
				844	20600	22.56	24	0-1	
	49			829	20450	22.51	24	0-1	
				836.5	20525	22.62	24	0-1	
				844	20600	22.63	24	0-1	
	25 RB			0	829	20450	21.21	23	0-2
					836.5	20525	21.49	23	0-2
					844	20600	21.57	23	0-2
			12	829	20450	21.36	23	0-2	
				836.5	20525	21.46	23	0-2	
				844	20600	21.51	23	0-2	
			25	829	20450	21.40	23	0-2	
				836.5	20525	21.27	23	0-2	
				844	20600	21.47	23	0-2	
			500RB	829	20450	21.32	23	0-2	
				836.5	20525	21.34	23	0-2	
				844	20600	21.52	23	0-2	

Unless otherwise stated the results shown in this test report refer only to the sample(s) tested and such sample(s) are retained for 90 days only.

除非另有說明，此報告結果僅對測試之樣品負責，同時此樣品僅保留90天。本報告未經本公司書面許可，不可部份複製。

This document is issued by the Company subject to its General Conditions of Service printed overleaf, available on request or accessible at www.sgs.com/terms_and_conditions.htm and for electronic format documents, subject to Terms and Conditions for Electronic Documents at www.sgs.com/terms_e-document.htm. Attention is drawn to the limitation of liability, indemnification and jurisdiction issues defined therein. Any holder of this document is advised that information contained hereon reflects the Company's findings at the time of its intervention only and within the limits of Client's instructions, if any. The Company's sole responsibility is to its Client and this document does not exonerate parties to a transaction from exercising all their rights and obligations under the transaction documents. This document cannot be reproduced except in full, without prior written approval of the Company. Any unauthorized alteration, forgery or falsification of the content or appearance of this document is unlawful and offenders may be prosecuted to the fullest extent of the law.

FDD Band 5									
BW(Mhz)	Modulation	RB Size	RB Offset	Frequency (MHz)	Channel	Conducted power (dBm)	Target Power + Max. Tolerance (dBm)	MPR Allowed per 3GPP(dB)	
5	QPSK	1 RB	0	826.5	20425	23.08	25	0	
				836.5	20525	23.07	25	0	
				846.5	20625	23.26	25	0	
			12	826.5	20425	23.24	25	0	
				836.5	20525	23.14	25	0	
				846.5	20625	23.14	25	0	
		24	826.5	20425	23.24	25	0		
			836.5	20525	23.30	25	0		
			846.5	20625	23.04	25	0		
		12 RB	0	826.5	20425	22.14	24	0-1	
				836.5	20525	22.28	24	0-1	
				846.5	20625	22.25	24	0-1	
			6	826.5	20425	22.18	24	0-1	
				836.5	20525	22.41	24	0-1	
				846.5	20625	22.51	24	0-1	
			13	826.5	20425	22.02	24	0-1	
				836.5	20525	22.16	24	0-1	
				846.5	20625	22.33	24	0-1	
		25RB	826.5	20425	22.20	24	0-1		
			836.5	20525	22.43	24	0-1		
			846.5	20625	22.31	24	0-1		
		16-QAM	1 RB	0	826.5	20425	22.26	24	0-1
					836.5	20525	22.37	24	0-1
					846.5	20625	22.57	24	0-1
	12			826.5	20425	22.47	24	0-1	
				836.5	20525	22.71	24	0-1	
				846.5	20625	22.40	24	0-1	
	24		826.5	20425	22.11	24	0-1		
			836.5	20525	22.51	24	0-1		
			846.5	20625	22.51	24	0-1		
	12 RB		0	826.5	20425	21.14	23	0-2	
				836.5	20525	21.36	23	0-2	
				846.5	20625	21.45	23	0-2	
			6	826.5	20425	21.19	23	0-2	
				836.5	20525	21.34	23	0-2	
				846.5	20625	21.48	23	0-2	
			13	826.5	20425	21.32	23	0-2	
				836.5	20525	21.13	23	0-2	
				846.5	20625	21.38	23	0-2	
	25RB		826.5	20425	21.19	23	0-2		
			836.5	20525	21.19	23	0-2		
			846.5	20625	21.37	23	0-2		

Unless otherwise stated the results shown in this test report refer only to the sample(s) tested and such sample(s) are retained for 90 days only.

除非另有說明，此報告結果僅對測試之樣品負責，同時此樣品僅保留90天。本報告未經本公司書面許可，不可部份複製。

This document is issued by the Company subject to its General Conditions of Service printed overleaf, available on request or accessible at www.sgs.com/terms_and_conditions.htm and for electronic format documents, subject to Terms and Conditions for Electronic Documents at www.sgs.com/terms_e-document.htm. Attention is drawn to the limitation of liability, indemnification and jurisdiction issues defined therein. Any holder of this document is advised that information contained hereon reflects the Company's findings at the time of its intervention only and within the limits of Client's instructions, if any. The Company's sole responsibility is to its Client and this document does not exonerate parties to a transaction from exercising all their rights and obligations under the transaction documents. This document cannot be reproduced except in full, without prior written approval of the Company. Any unauthorized alteration, forgery or falsification of the content or appearance of this document is unlawful and offenders may be prosecuted to the fullest extent of the law.

FDD Band 5									
BW(Mhz)	Modulation	RB Size	RB Offset	Frequency (MHz)	Channel	Conducted power (dBm)	Target Power + Max. Tolerance (dBm)	MPR Allowed per 3GPP(dB)	
3	QPSK	1 RB	0	825.5	20415	23.23	25	0	
				836.5	20525	23.26	25	0	
				847.5	20635	23.22	25	0	
			7	825.5	20415	23.26	25	0	
				836.5	20525	23.07	25	0	
				847.5	20635	23.11	25	0	
		14	825.5	20415	23.07	25	0		
			836.5	20525	23.33	25	0		
			847.5	20635	23.07	25	0		
		8 RB	0	825.5	20415	22.22	24	0-1	
				836.5	20525	22.29	24	0-1	
				847.5	20635	22.16	24	0-1	
			4	825.5	20415	22.33	24	0-1	
				836.5	20525	22.43	24	0-1	
				847.5	20635	22.37	24	0-1	
			7	825.5	20415	22.02	24	0-1	
				836.5	20525	22.04	24	0-1	
				847.5	20635	22.42	24	0-1	
			15RB	825.5	20415	22.25	24	0-1	
				836.5	20525	22.33	24	0-1	
				847.5	20635	22.46	24	0-1	
		16-QAM	1 RB	0	825.5	20415	22.37	24	0-1
					836.5	20525	22.41	24	0-1
					847.5	20635	22.39	24	0-1
	7			825.5	20415	22.46	24	0-1	
				836.5	20525	22.66	24	0-1	
				847.5	20635	22.48	24	0-1	
	14			825.5	20415	22.15	24	0-1	
				836.5	20525	22.53	24	0-1	
				847.5	20635	22.62	24	0-1	
	8 RB			0	825.5	20415	21.03	23	0-2
					836.5	20525	21.45	23	0-2
					847.5	20635	21.43	23	0-2
			4	825.5	20415	21.16	23	0-2	
				836.5	20525	21.34	23	0-2	
				847.5	20635	21.36	23	0-2	
			7	825.5	20415	21.37	23	0-2	
				836.5	20525	21.15	23	0-2	
				847.5	20635	21.45	23	0-2	
	15RB		825.5	20415	21.19	23	0-2		
			836.5	20525	21.26	23	0-2		
			847.5	20635	21.50	23	0-2		

Unless otherwise stated the results shown in this test report refer only to the sample(s) tested and such sample(s) are retained for 90 days only.

除非另有說明，此報告結果僅對測試之樣品負責，同時此樣品僅保留90天。本報告未經本公司書面許可，不可部份複製。

This document is issued by the Company subject to its General Conditions of Service printed overleaf, available on request or accessible at www.sgs.com/terms_and_conditions.htm and for electronic format documents, subject to Terms and Conditions for Electronic Documents at www.sgs.com/terms_e-document.htm. Attention is drawn to the limitation of liability, indemnification and jurisdiction issues defined therein. Any holder of this document is advised that information contained hereon reflects the Company's findings at the time of its intervention only and within the limits of Client's instructions, if any. The Company's sole responsibility is to its Client and this document does not exonerate parties to a transaction from exercising all their rights and obligations under the transaction documents. This document cannot be reproduced except in full, without prior written approval of the Company. Any unauthorized alteration, forgery or falsification of the content or appearance of this document is unlawful and offenders may be prosecuted to the fullest extent of the law.

FDD Band 5									
BW(Mhz)	Modulation	RB Size	RB Offset	Frequency (MHz)	Channel	Conducted power (dBm)	Target Power + Max. Tolerance (dBm)	MPR Allowed per 3GPP(dB)	
1.4	QPSK	1 RB	0	824.7	20407	23.36	25	0	
				836.5	20525	23.30	25	0	
				848.3	20643	23.29	25	0	
			2	824.7	20407	23.09	25	0	
				836.5	20525	23.26	25	0	
				848.3	20643	23.20	25	0	
		5	824.7	20407	23.03	25	0		
			836.5	20525	23.15	25	0		
			848.3	20643	23.28	25	0		
		3 RB	0	824.7	20407	23.22	25	0	
				836.5	20525	23.02	25	0	
				848.3	20643	23.30	25	0	
			2	824.7	20407	23.41	25	0	
				836.5	20525	23.01	25	0	
				848.3	20643	23.13	25	0	
			3	824.7	20407	23.35	25	0	
				836.5	20525	23.06	25	0	
				848.3	20643	23.05	25	0	
		6RB	824.7	20407	22.10	24	0-1		
			836.5	20525	22.05	24	0-1		
			848.3	20643	22.19	24	0-1		
		16-QAM	1 RB	0	824.7	20407	22.32	24	0-1
					836.5	20525	22.16	24	0-1
					848.3	20643	22.80	24	0-1
	2			824.7	20407	22.40	24	0-1	
				836.5	20525	22.20	24	0-1	
				848.3	20643	22.69	24	0-1	
	5			824.7	20407	22.72	24	0-1	
				836.5	20525	22.33	24	0-1	
				848.3	20643	22.68	24	0-1	
	3 RB			0	824.7	20407	22.98	24	0-1
					836.5	20525	22.03	24	0-1
					848.3	20643	22.89	24	0-1
			2	824.7	20407	22.99	24	0-1	
				836.5	20525	22.18	24	0-1	
				848.3	20643	22.68	24	0-1	
			3	824.7	20407	22.89	24	0-1	
				836.5	20525	22.05	24	0-1	
				848.3	20643	22.24	24	0-1	
	6RB		824.7	20407	21.13	23	0-2		
			836.5	20525	21.09	23	0-2		
			848.3	20643	21.00	23	0-2		

Unless otherwise stated the results shown in this test report refer only to the sample(s) tested and such sample(s) are retained for 90 days only.

除非另有說明，此報告結果僅對測試之樣品負責，同時此樣品僅保留90天。本報告未經本公司書面許可，不可部份複製。

This document is issued by the Company subject to its General Conditions of Service printed overleaf, available on request or accessible at www.sgs.com/terms_and_conditions.htm and for electronic format documents, subject to Terms and Conditions for Electronic Documents at www.sgs.com/terms_e-document.htm. Attention is drawn to the limitation of liability, indemnification and jurisdiction issues defined therein. Any holder of this document is advised that information contained hereon reflects the Company's findings at the time of its intervention only and within the limits of Client's instructions, if any. The Company's sole responsibility is to its Client and this document does not exonerate parties to a transaction from exercising all their rights and obligations under the transaction documents. This document cannot be reproduced except in full, without prior written approval of the Company. Any unauthorized alteration, forgery or falsification of the content or appearance of this document is unlawful and offenders may be prosecuted to the fullest extent of the law.

FDD Band 7									
BW(Mhz)	Modulation	RB Size	RB Offset	Frequency (MHz)	Channel	Conducted power (dBm)	Target Power + Max. Tolerance (dBm)	MPR Allowed per 3GPP(dB)	
20	QPSK	1 RB	0	2510	20850	23.67	24	0	
				2535	21100	23.40	24	0	
				2560	21350	22.96	24	0	
			50	2510	20850	23.48	24	0	
				2535	21100	23.34	24	0	
				2560	21350	22.62	24	0	
			99	2510	20850	23.34	24	0	
				2535	21100	23.52	24	0	
				2560	21350	22.26	24	0	
		50 RB	0	2510	20850	22.72	23	0-1	
				2535	21100	22.37	23	0-1	
				2560	21350	21.99	23	0-1	
			25	2510	20850	22.68	23	0-1	
				2535	21100	22.40	23	0-1	
				2560	21350	21.72	23	0-1	
			50	2510	20850	22.39	23	0-1	
				2535	21100	22.40	23	0-1	
				2560	21350	21.66	23	0-1	
		100RB	2510	20850	22.55	23	0-1		
			2535	21100	22.50	23	0-1		
			2560	21350	21.81	23	0-1		
		16-QAM	1 RB	0	2510	20850	22.60	23	0-1
					2535	21100	22.50	23	0-1
					2560	21350	22.15	23	0-1
	50			2510	20850	22.67	23	0-1	
				2535	21100	22.57	23	0-1	
				2560	21350	22.02	23	0-1	
	99			2510	20850	22.30	23	0-1	
				2535	21100	23.00	23	0-1	
				2560	21350	21.96	23	0-1	
	50 RB		0	2510	20850	21.61	22	0-2	
				2535	21100	21.49	22	0-2	
				2560	21350	20.90	22	0-2	
			25	2510	20850	21.66	22	0-2	
				2535	21100	21.56	22	0-2	
				2560	21350	20.69	22	0-2	
			50	2510	20850	21.52	22	0-2	
				2535	21100	21.59	22	0-2	
				2560	21350	20.60	22	0-2	
	100RB		2510	20850	21.63	22	0-2		
			2535	21100	21.54	22	0-2		
			2560	21350	20.70	22	0-2		

Unless otherwise stated the results shown in this test report refer only to the sample(s) tested and such sample(s) are retained for 90 days only.

除非另有說明，此報告結果僅對測試之樣品負責，同時此樣品僅保留90天。本報告未經本公司書面許可，不可部份複製。

This document is issued by the Company subject to its General Conditions of Service printed overleaf, available on request or accessible at www.sgs.com/terms_and_conditions.htm and for electronic format documents, subject to Terms and Conditions for Electronic Documents at www.sgs.com/terms_e-document.htm. Attention is drawn to the limitation of liability, indemnification and jurisdiction issues defined therein. Any holder of this document is advised that information contained hereon reflects the Company's findings at the time of its intervention only and within the limits of Client's instructions, if any. The Company's sole responsibility is to its Client and this document does not exonerate parties to a transaction from exercising all their rights and obligations under the transaction documents. This document cannot be reproduced except in full, without prior written approval of the Company. Any unauthorized alteration, forgery or falsification of the content or appearance of this document is unlawful and offenders may be prosecuted to the fullest extent of the law.

FDD Band 7									
BW(MHz)	Modulation	RB Size	RB Offset	Frequency (MHz)	Channel	Conducted power (dBm)	Target Power + Max. Tolerance (dBm)	MPR Allowed per 3GPP(dB)	
15	QPSK	1 RB	0	2507.5	20825	23.64	24	0	
				2535	21100	23.33	24	0	
				2562.5	21375	22.95	24	0	
			36	2507.5	20825	23.41	24	0	
				2535	21100	23.16	24	0	
				2562.5	21375	22.55	24	0	
		74	2507.5	20825	23.16	24	0		
			2535	21100	23.48	24	0		
			2562.5	21375	22.11	24	0		
		36 RB	0	2507.5	20825	22.63	23	0-1	
				2535	21100	22.31	23	0-1	
				2562.5	21375	21.98	23	0-1	
			18	2507.5	20825	22.54	23	0-1	
				2535	21100	22.21	23	0-1	
				2562.5	21375	21.63	23	0-1	
			37	2507.5	20825	22.31	23	0-1	
				2535	21100	22.32	23	0-1	
				2562.5	21375	21.61	23	0-1	
			75RB	2507.5	20825	22.44	23	0-1	
				2535	21100	22.47	23	0-1	
				2562.5	21375	21.65	23	0-1	
		16-QAM	1 RB	0	2507.5	20825	22.40	23	0-1
					2535	21100	22.48	23	0-1
					2562.5	21375	22.02	23	0-1
	36			2507.5	20825	22.51	23	0-1	
				2535	21100	22.37	23	0-1	
				2562.5	21375	21.89	23	0-1	
	74			2507.5	20825	22.13	23	0-1	
				2535	21100	22.96	23	0-1	
				2562.5	21375	21.78	23	0-1	
	36 RB			0	2507.5	20825	21.47	22	0-2
					2535	21100	21.47	22	0-2
					2562.5	21375	20.71	22	0-2
			18	2507.5	20825	21.54	22	0-2	
				2535	21100	21.38	22	0-2	
				2562.5	21375	20.63	22	0-2	
			37	2507.5	20825	21.37	22	0-2	
				2535	21100	21.55	22	0-2	
				2562.5	21375	20.51	22	0-2	
			75RB	2507.5	20825	21.57	22	0-2	
				2535	21100	21.50	22	0-2	
				2562.5	21375	20.69	22	0-2	

Unless otherwise stated the results shown in this test report refer only to the sample(s) tested and such sample(s) are retained for 90 days only.

除非另有說明，此報告結果僅對測試之樣品負責，同時此樣品僅保留90天。本報告未經本公司書面許可，不可部份複製。

This document is issued by the Company subject to its General Conditions of Service printed overleaf, available on request or accessible at www.sgs.com/terms_and_conditions.htm and for electronic format documents, subject to Terms and Conditions for Electronic Documents at www.sgs.com/terms_e-document.htm. Attention is drawn to the limitation of liability, indemnification and jurisdiction issues defined therein. Any holder of this document is advised that information contained hereon reflects the Company's findings at the time of its intervention only and within the limits of Client's instructions, if any. The Company's sole responsibility is to its Client and this document does not exonerate parties to a transaction from exercising all their rights and obligations under the transaction documents. This document cannot be reproduced except in full, without prior written approval of the Company. Any unauthorized alteration, forgery or falsification of the content or appearance of this document is unlawful and offenders may be prosecuted to the fullest extent of the law.

FDD Band 7									
BW(Mhz)	Modulation	RB Size	RB Offset	Frequency (MHz)	Channel	Conducted power (dBm)	Target Power + Max. Tolerance (dBm)	MPR Allowed per 3GPP(dB)	
10	QPSK	1 RB	0	2505	20800	23.60	24	0	
				2535	21100	23.35	24	0	
				2565	21400	22.83	24	0	
			25	2505	20800	23.35	24	0	
				2535	21100	23.19	24	0	
				2565	21400	22.58	24	0	
			49	2505	20800	23.25	24	0	
				2535	21100	23.38	24	0	
				2565	21400	22.10	24	0	
		25 RB	0	2505	20800	22.53	23	0-1	
				2535	21100	22.36	23	0-1	
				2565	21400	21.95	23	0-1	
			12	2505	20800	22.59	23	0-1	
				2535	21100	22.25	23	0-1	
				2565	21400	21.64	23	0-1	
			25	2505	20800	22.34	23	0-1	
				2535	21100	22.36	23	0-1	
				2565	21400	21.48	23	0-1	
		50RB	2505	20800	22.50	23	0-1		
			2535	21100	22.43	23	0-1		
			2565	21400	21.69	23	0-1		
		16-QAM	1 RB	0	2505	20800	22.58	23	0-1
					2535	21100	22.34	23	0-1
					2565	21400	22.02	23	0-1
	25			2505	20800	22.59	23	0-1	
				2535	21100	22.56	23	0-1	
				2565	21400	21.86	23	0-1	
	49			2505	20800	22.19	23	0-1	
				2535	21100	22.87	23	0-1	
				2565	21400	21.92	23	0-1	
	25 RB			0	2505	20800	21.56	22	0-2
					2535	21100	21.34	22	0-2
					2565	21400	20.89	22	0-2
			12	2505	20800	21.56	22	0-2	
				2535	21100	21.47	22	0-2	
				2565	21400	20.51	22	0-2	
			25	2505	20800	21.36	22	0-2	
				2535	21100	21.53	22	0-2	
				2565	21400	20.50	22	0-2	
			50RB	2505	20800	21.43	22	0-2	
				2535	21100	21.46	22	0-2	
				2565	21400	20.54	22	0-2	

Unless otherwise stated the results shown in this test report refer only to the sample(s) tested and such sample(s) are retained for 90 days only.

除非另有說明，此報告結果僅對測試之樣品負責，同時此樣品僅保留90天。本報告未經本公司書面許可，不可部份複製。

This document is issued by the Company subject to its General Conditions of Service printed overleaf, available on request or accessible at www.sgs.com/terms_and_conditions.htm and for electronic format documents, subject to Terms and Conditions for Electronic Documents at www.sgs.com/terms_e-document.htm. Attention is drawn to the limitation of liability, indemnification and jurisdiction issues defined therein. Any holder of this document is advised that information contained hereon reflects the Company's findings at the time of its intervention only and within the limits of Client's instructions, if any. The Company's sole responsibility is to its Client and this document does not exonerate parties to a transaction from exercising all their rights and obligations under the transaction documents. This document cannot be reproduced except in full, without prior written approval of the Company. Any unauthorized alteration, forgery or falsification of the content or appearance of this document is unlawful and offenders may be prosecuted to the fullest extent of the law.

FDD Band 7									
BW(MHz)	Modulation	RB Size	RB Offset	Frequency (MHz)	Channel	Conducted power (dBm)	Target Power + Max. Tolerance (dBm)	MPR Allowed per 3GPP(dB)	
5	QPSK	1 RB	0	2502.5	20775	23.61	24	0	
				2535	21100	23.31	24	0	
				2567.5	21425	22.85	24	0	
			12	2502.5	20775	23.33	24	0	
				2535	21100	23.28	24	0	
				2567.5	21425	22.45	24	0	
		24	2502.5	20775	23.33	24	0		
			2535	21100	23.45	24	0		
			2567.5	21425	22.10	24	0		
		12 RB	0	2502.5	20775	22.62	23	0-1	
				2535	21100	22.25	23	0-1	
				2567.5	21425	21.79	23	0-1	
			6	2502.5	20775	22.50	23	0-1	
				2535	21100	22.33	23	0-1	
				2567.5	21425	21.62	23	0-1	
			13	2502.5	20775	22.27	23	0-1	
				2535	21100	22.35	23	0-1	
				2567.5	21425	21.48	23	0-1	
			25RB	2502.5	20775	22.51	23	0-1	
				2535	21100	22.36	23	0-1	
				2567.5	21425	21.75	23	0-1	
		16-QAM	1 RB	0	2502.5	20775	22.55	23	0-1
					2535	21100	22.30	23	0-1
					2567.5	21425	22.05	23	0-1
	12			2502.5	20775	22.52	23	0-1	
				2535	21100	22.51	23	0-1	
				2567.5	21425	21.97	23	0-1	
	24			2502.5	20775	22.21	23	0-1	
				2535	21100	22.84	23	0-1	
				2567.5	21425	21.84	23	0-1	
	12 RB			0	2502.5	20775	21.59	22	0-2
					2535	21100	21.38	22	0-2
					2567.5	21425	20.81	22	0-2
			6	2502.5	20775	21.51	22	0-2	
				2535	21100	21.50	22	0-2	
				2567.5	21425	20.67	22	0-2	
			13	2502.5	20775	21.33	22	0-2	
				2535	21100	21.45	22	0-2	
				2567.5	21425	20.53	22	0-2	
			25RB	2502.5	20775	21.61	22	0-2	
				2535	21100	21.44	22	0-2	
				2567.5	21425	20.58	22	0-2	

Unless otherwise stated the results shown in this test report refer only to the sample(s) tested and such sample(s) are retained for 90 days only.

除非另有說明，此報告結果僅對測試之樣品負責，同時此樣品僅保留90天。本報告未經本公司書面許可，不可部份複製。

This document is issued by the Company subject to its General Conditions of Service printed overleaf, available on request or accessible at www.sgs.com/terms_and_conditions.htm and for electronic format documents, subject to Terms and Conditions for Electronic Documents at www.sgs.com/terms_e-document.htm. Attention is drawn to the limitation of liability, indemnification and jurisdiction issues defined therein. Any holder of this document is advised that information contained hereon reflects the Company's findings at the time of its intervention only and within the limits of Client's instructions, if any. The Company's sole responsibility is to its Client and this document does not exonerate parties to a transaction from exercising all their rights and obligations under the transaction documents. This document cannot be reproduced except in full, without prior written approval of the Company. Any unauthorized alteration, forgery or falsification of the content or appearance of this document is unlawful and offenders may be prosecuted to the fullest extent of the law.

FDD Band 12									
BW(MHz)	Modulation	RB Size	RB Offset	Frequency (MHz)	Channel	Conducted power (dBm)	Target Power + Max. Tolerance (dBm)	MPR Allowed per 3GPP(dB)	
10	QPSK	1 RB	0	704	23060	22.96	24	0	
				707.5	23095	22.99	24	0	
				711	23130	22.97	24	0	
			25	704	23060	22.82	24	0	
				707.5	23095	23.02	24	0	
				711	23130	22.89	24	0	
			49	704	23060	23.01	24	0	
				707.5	23095	23.08	24	0	
				711	23130	22.94	24	0	
		25 RB	0	704	23060	21.78	23	0-1	
				707.5	23095	21.84	23	0-1	
				711	23130	21.83	23	0-1	
			12	704	23060	21.88	23	0-1	
				707.5	23095	21.90	23	0-1	
				711	23130	21.94	23	0-1	
			25	704	23060	21.79	23	0-1	
				707.5	23095	21.87	23	0-1	
				711	23130	21.96	23	0-1	
			50RB	704	23060	21.85	23	0-1	
				707.5	23095	21.82	23	0-1	
				711	23130	21.85	23	0-1	
		16-QAM	1 RB	0	704	23060	22.20	23	0-1
					707.5	23095	21.71	23	0-1
					711	23130	22.29	23	0-1
	25			704	23060	21.78	23	0-1	
				707.5	23095	22.06	23	0-1	
				711	23130	22.26	23	0-1	
	49			704	23060	22.13	23	0-1	
				707.5	23095	22.05	23	0-1	
				711	23130	22.42	23	0-1	
	25 RB			0	704	23060	20.70	22	0-2
					707.5	23095	20.74	22	0-2
					711	23130	20.75	22	0-2
			12	704	23060	20.93	22	0-2	
				707.5	23095	20.74	22	0-2	
				711	23130	20.97	22	0-2	
			25	704	23060	20.74	22	0-2	
				707.5	23095	20.80	22	0-2	
				711	23130	20.99	22	0-2	
			50RB	704	23060	20.80	22	0-2	
				707.5	23095	20.79	22	0-2	
				711	23130	20.88	22	0-2	

Unless otherwise stated the results shown in this test report refer only to the sample(s) tested and such sample(s) are retained for 90 days only.

除非另有說明，此報告結果僅對測試之樣品負責，同時此樣品僅保留90天。本報告未經本公司書面許可，不可部份複製。

This document is issued by the Company subject to its General Conditions of Service printed overleaf, available on request or accessible at www.sgs.com/terms_and_conditions.htm and for electronic format documents, subject to Terms and Conditions for Electronic Documents at www.sgs.com/terms_e-document.htm. Attention is drawn to the limitation of liability, indemnification and jurisdiction issues defined therein. Any holder of this document is advised that information contained hereon reflects the Company's findings at the time of its intervention only and within the limits of Client's instructions, if any. The Company's sole responsibility is to its Client and this document does not exonerate parties to a transaction from exercising all their rights and obligations under the transaction documents. This document cannot be reproduced except in full, without prior written approval of the Company. Any unauthorized alteration, forgery or falsification of the content or appearance of this document is unlawful and offenders may be prosecuted to the fullest extent of the law.

FDD Band 12									
BW(Mhz)	Modulation	RB Size	RB Offset	Frequency (MHz)	Channel	Conducted power (dBm)	Target Power + Max. Tolerance (dBm)	MPR Allowed per 3GPP(dB)	
5	QPSK	1 RB	0	701.5	23035	22.95	24	0	
				707.5	23095	22.82	24	0	
				713.5	23155	22.83	24	0	
			12	701.5	23035	22.63	24	0	
				707.5	23095	22.93	24	0	
				713.5	23155	22.85	24	0	
		24	701.5	23035	22.87	24	0		
			707.5	23095	22.95	24	0		
			713.5	23155	22.84	24	0		
		12 RB	0	701.5	23035	21.60	23	0-1	
				707.5	23095	21.71	23	0-1	
				713.5	23155	21.74	23	0-1	
			6	701.5	23035	21.85	23	0-1	
				707.5	23095	21.80	23	0-1	
				713.5	23155	21.82	23	0-1	
		13	701.5	23035	21.72	23	0-1		
			707.5	23095	21.72	23	0-1		
			713.5	23155	21.76	23	0-1		
		25RB	701.5	23035	21.68	23	0-1		
			707.5	23095	21.64	23	0-1		
			713.5	23155	21.70	23	0-1		
		16-QAM	1 RB	0	701.5	23035	22.12	23	0-1
					707.5	23095	21.57	23	0-1
					713.5	23155	22.27	23	0-1
	12			701.5	23035	21.71	23	0-1	
				707.5	23095	21.94	23	0-1	
				713.5	23155	22.09	23	0-1	
	24		701.5	23035	22.03	23	0-1		
			707.5	23095	22.04	23	0-1		
			713.5	23155	22.33	23	0-1		
	12 RB		0	701.5	23035	20.58	22	0-2	
				707.5	23095	20.71	22	0-2	
				713.5	23155	20.55	22	0-2	
			6	701.5	23035	20.84	22	0-2	
				707.5	23095	20.58	22	0-2	
				713.5	23155	20.90	22	0-2	
	13		701.5	23035	20.61	22	0-2		
			707.5	23095	20.72	22	0-2		
			713.5	23155	20.96	22	0-2		
	25RB		701.5	23035	20.79	22	0-2		
			707.5	23095	20.69	22	0-2		
			713.5	23155	20.74	22	0-2		

Unless otherwise stated the results shown in this test report refer only to the sample(s) tested and such sample(s) are retained for 90 days only.

除非另有說明，此報告結果僅對測試之樣品負責，同時此樣品僅保留90天。本報告未經本公司書面許可，不可部份複製。

This document is issued by the Company subject to its General Conditions of Service printed overleaf, available on request or accessible at www.sgs.com/terms_and_conditions.htm and for electronic format documents, subject to Terms and Conditions for Electronic Documents at www.sgs.com/terms_e-document.htm. Attention is drawn to the limitation of liability, indemnification and jurisdiction issues defined therein. Any holder of this document is advised that information contained hereon reflects the Company's findings at the time of its intervention only and within the limits of Client's instructions, if any. The Company's sole responsibility is to its Client and this document does not exonerate parties to a transaction from exercising all their rights and obligations under the transaction documents. This document cannot be reproduced except in full, without prior written approval of the Company. Any unauthorized alteration, forgery or falsification of the content or appearance of this document is unlawful and offenders may be prosecuted to the fullest extent of the law.

FDD Band 12									
BW(Mhz)	Modulation	RB Size	RB Offset	Frequency (MHz)	Channel	Conducted power (dBm)	Target Power + Max. Tolerance (dBm)	MPR Allowed per 3GPP(dB)	
3	QPSK	1 RB	0	700.5	23025	22.85	24	0	
				707.5	23095	22.98	24	0	
				714.5	23165	22.92	24	0	
			7	700.5	23025	22.81	24	0	
				707.5	23095	22.93	24	0	
				714.5	23165	22.76	24	0	
		14	700.5	23025	22.89	24	0		
			707.5	23095	22.99	24	0		
			714.5	23165	22.78	24	0		
		8 RB	0	700.5	23025	21.75	23	0-1	
				707.5	23095	21.83	23	0-1	
				714.5	23165	21.76	23	0-1	
			4	700.5	23025	21.73	23	0-1	
				707.5	23095	21.87	23	0-1	
				714.5	23165	21.82	23	0-1	
		7	700.5	23025	21.67	23	0-1		
			707.5	23095	21.75	23	0-1		
			714.5	23165	21.76	23	0-1		
		15RB	700.5	23025	21.72	23	0-1		
			707.5	23095	21.64	23	0-1		
			714.5	23165	21.66	23	0-1		
		16-QAM	1 RB	0	700.5	23025	22.15	23	0-1
					707.5	23095	21.63	23	0-1
					714.5	23165	22.18	23	0-1
	7			700.5	23025	21.70	23	0-1	
				707.5	23095	21.86	23	0-1	
				714.5	23165	22.23	23	0-1	
	14		700.5	23025	21.94	23	0-1		
			707.5	23095	21.94	23	0-1		
			714.5	23165	22.34	23	0-1		
	8 RB		0	700.5	23025	20.62	22	0-2	
				707.5	23095	20.54	22	0-2	
				714.5	23165	20.61	22	0-2	
			4	700.5	23025	20.87	22	0-2	
				707.5	23095	20.65	22	0-2	
				714.5	23165	20.93	22	0-2	
	7		700.5	23025	20.66	22	0-2		
			707.5	23095	20.65	22	0-2		
			714.5	23165	20.97	22	0-2		
	15RB		700.5	23025	20.60	22	0-2		
			707.5	23095	20.73	22	0-2		
			714.5	23165	20.75	22	0-2		

Unless otherwise stated the results shown in this test report refer only to the sample(s) tested and such sample(s) are retained for 90 days only.

除非另有說明，此報告結果僅對測試之樣品負責，同時此樣品僅保留90天。本報告未經本公司書面許可，不可部份複製。

This document is issued by the Company subject to its General Conditions of Service printed overleaf, available on request or accessible at www.sgs.com/terms_and_conditions.htm and for electronic format documents, subject to Terms and Conditions for Electronic Documents at www.sgs.com/terms_e-document.htm. Attention is drawn to the limitation of liability, indemnification and jurisdiction issues defined therein. Any holder of this document is advised that information contained hereon reflects the Company's findings at the time of its intervention only and within the limits of Client's instructions, if any. The Company's sole responsibility is to its Client and this document does not exonerate parties to a transaction from exercising all their rights and obligations under the transaction documents. This document cannot be reproduced except in full, without prior written approval of the Company. Any unauthorized alteration, forgery or falsification of the content or appearance of this document is unlawful and offenders may be prosecuted to the fullest extent of the law.

FDD Band 12									
BW(Mhz)	Modulation	RB Size	RB Offset	Frequency (MHz)	Channel	Conducted power (dBm)	Target Power + Max. Tolerance (dBm)	MPR Allowed per 3GPP(dB)	
1.4	QPSK	1 RB	0	699.7	23017	22.46	24	0	
				707.5	23095	22.43	24	0	
				715.3	23173	22.45	24	0	
			2	699.7	23017	22.60	24	0	
				707.5	23095	22.63	24	0	
				715.3	23173	22.65	24	0	
		5	699.7	23017	22.11	24	0		
			707.5	23095	22.31	24	0		
			715.3	23173	22.05	24	0		
		3 RB	0	699.7	23017	22.32	23	0	
				707.5	23095	22.38	23	0	
				715.3	23173	22.43	23	0	
			2	699.7	23017	22.38	23	0	
				707.5	23095	22.45	23	0	
				715.3	23173	22.45	23	0	
			3	699.7	23017	22.42	23	0	
				707.5	23095	22.46	23	0	
				715.3	23173	22.16	23	0	
		6RB	699.7	23017	21.22	23	0-1		
			707.5	23095	21.32	23	0-1		
			715.3	23173	21.36	23	0-1		
		16-QAM	1 RB	0	699.7	23017	21.20	23	0-1
					707.5	23095	21.72	23	0-1
					715.3	23173	21.63	23	0-1
	2			699.7	23017	21.78	23	0-1	
				707.5	23095	21.48	23	0-1	
				715.3	23173	21.47	23	0-1	
	5			699.7	23017	21.25	23	0-1	
				707.5	23095	21.20	23	0-1	
				715.3	23173	21.27	23	0-1	
	3 RB			0	699.7	23017	21.20	22	0-1
					707.5	23095	21.36	22	0-1
					715.3	23173	21.35	22	0-1
			2	699.7	23017	21.30	22	0-1	
				707.5	23095	21.47	22	0-1	
				715.3	23173	21.42	22	0-1	
			3	699.7	23017	21.44	22	0-1	
				707.5	23095	21.37	22	0-1	
				715.3	23173	21.41	22	0-1	
	6RB		699.7	23017	20.26	22	0-2		
			707.5	23095	20.29	22	0-2		
			715.3	23173	20.30	22	0-2		

Unless otherwise stated the results shown in this test report refer only to the sample(s) tested and such sample(s) are retained for 90 days only.

除非另有說明，此報告結果僅對測試之樣品負責，同時此樣品僅保留90天。本報告未經本公司書面許可，不可部份複製。

This document is issued by the Company subject to its General Conditions of Service printed overleaf, available on request or accessible at www.sgs.com/terms_and_conditions.htm and for electronic format documents, subject to Terms and Conditions for Electronic Documents at www.sgs.com/terms_e-document.htm. Attention is drawn to the limitation of liability, indemnification and jurisdiction issues defined therein. Any holder of this document is advised that information contained hereon reflects the Company's findings at the time of its intervention only and within the limits of Client's instructions, if any. The Company's sole responsibility is to its Client and this document does not exonerate parties to a transaction from exercising all their rights and obligations under the transaction documents. This document cannot be reproduced except in full, without prior written approval of the Company. Any unauthorized alteration, forgery or falsification of the content or appearance of this document is unlawful and offenders may be prosecuted to the fullest extent of the law.

FDD Band 13									
BW(Mhz)	Modulation	RB Size	RB Offset	Frequency (MHz)	Channel	Conducted power (dBm)	Target Power + Max. Tolerance (dBm)	MPR Allowed per 3GPP(dB)	
10	QPSK	1 RB	0	782	23230	22.74	24	0	
			25	782	23230	22.82	24	0	
			49	782	23230	22.85	24	0	
		25 RB	0	782	23230	21.88	23	0-1	
			12	782	23230	21.86	23	0-1	
			25	782	23230	21.96	23	0-1	
		50RB			782	23230	22.01	23	0-1
		16-QAM	1 RB	0	782	23230	22.27	23	0-1
				25	782	23230	22.18	23	0-1
	49			782	23230	22.12	23	0-1	
	25 RB		0	782	23230	20.87	22	0-2	
			12	782	23230	21.04	22	0-2	
			25	782	23230	20.93	22	0-2	
	50RB			782	23230	20.93	22	0-2	

Unless otherwise stated the results shown in this test report refer only to the sample(s) tested and such sample(s) are retained for 90 days only.

除非另有說明，此報告結果僅對測試之樣品負責，同時此樣品僅保留90天。本報告未經本公司書面許可，不可部份複製。

This document is issued by the Company subject to its General Conditions of Service printed overleaf, available on request or accessible at www.sgs.com/terms_and_conditions.htm and for electronic format documents, subject to Terms and Conditions for Electronic Documents at www.sgs.com/terms_e-document.htm. Attention is drawn to the limitation of liability, indemnification and jurisdiction issues defined therein. Any holder of this document is advised that information contained hereon reflects the Company's findings at the time of its intervention only and within the limits of Client's instructions, if any. The Company's sole responsibility is to its Client and this document does not exonerate parties to a transaction from exercising all their rights and obligations under the transaction documents. This document cannot be reproduced except in full, without prior written approval of the Company. Any unauthorized alteration, forgery or falsification of the content or appearance of this document is unlawful and offenders may be prosecuted to the fullest extent of the law.

FDD Band 13									
BW(Mhz)	Modulation	RB Size	RB Offset	Frequency (MHz)	Channel	Conducted power (dBm)	Target Power + Max. Tolerance (dBm)	MPR Allowed per 3GPP(dB)	
5	QPSK	1 RB	0	779.5	23205	22.09	24	0	
				782	23230	22.54	24	0	
				784.5	23255	22.58	24	0	
			12	779.5	23205	22.01	24	0	
				782	23230	22.70	24	0	
				784.5	23255	22.05	24	0	
		24	779.5	23205	22.50	24	0		
			782	23230	22.18	24	0		
			784.5	23255	22.52	24	0		
		12 RB	0	779.5	23205	22.17	23	0-1	
				782	23230	21.43	23	0-1	
				784.5	23255	21.59	23	0-1	
			6	779.5	23205	21.51	23	0-1	
				782	23230	21.50	23	0-1	
				784.5	23255	21.27	23	0-1	
			13	779.5	23205	21.51	23	0-1	
				782	23230	21.58	23	0-1	
				784.5	23255	21.61	23	0-1	
			25RB	779.5	23205	21.50	23	0-1	
				782	23230	21.44	23	0-1	
				784.5	23255	21.62	23	0-1	
		16-QAM	1 RB	0	779.5	23205	21.41	23	0-1
					782	23230	21.72	23	0-1
					784.5	23255	21.40	23	0-1
	12			779.5	23205	21.04	23	0-1	
				782	23230	21.46	23	0-1	
				784.5	23255	21.39	23	0-1	
	24			779.5	23205	21.42	23	0-1	
				782	23230	21.19	23	0-1	
				784.5	23255	21.81	23	0-1	
	12 RB			0	779.5	23205	20.75	22	0-2
					782	23230	20.43	22	0-2
					784.5	23255	20.50	22	0-2
			6	779.5	23205	20.42	22	0-2	
				782	23230	20.41	22	0-2	
				784.5	23255	20.28	22	0-2	
			13	779.5	23205	20.46	22	0-2	
				782	23230	20.35	22	0-2	
				784.5	23255	20.58	22	0-2	
			25RB	779.5	23205	20.57	22	0-2	
				782	23230	20.59	22	0-2	
				784.5	23255	20.69	22	0-2	

Unless otherwise stated the results shown in this test report refer only to the sample(s) tested and such sample(s) are retained for 90 days only.

除非另有說明，此報告結果僅對測試之樣品負責，同時此樣品僅保留90天。本報告未經本公司書面許可，不可部份複製。

This document is issued by the Company subject to its General Conditions of Service printed overleaf, available on request or accessible at www.sgs.com/terms_and_conditions.htm and for electronic format documents, subject to Terms and Conditions for Electronic Documents at www.sgs.com/terms_e-document.htm. Attention is drawn to the limitation of liability, indemnification and jurisdiction issues defined therein. Any holder of this document is advised that information contained hereon reflects the Company's findings at the time of its intervention only and within the limits of Client's instructions, if any. The Company's sole responsibility is to its Client and this document does not exonerate parties to a transaction from exercising all their rights and obligations under the transaction documents. This document cannot be reproduced except in full, without prior written approval of the Company. Any unauthorized alteration, forgery or falsification of the content or appearance of this document is unlawful and offenders may be prosecuted to the fullest extent of the law.

FDD Band 17									
BW(Mhz)	Modulation	RB Size	RB Offset	Frequency (MHz)	Channel	Conducted power (dBm)	Target Power + Max. Tolerance (dBm)	MPR Allowed per 3GPP(dB)	
10	QPSK	1 RB	0	709	23780	22.81	24	0	
				710	23790	22.82	24	0	
				711	23800	22.90	24	0	
			25	709	23780	23.06	24	0	
				710	23790	23.04	24	0	
				711	23800	23.13	24	0	
		49	709	23780	22.89	24	0		
			710	23790	22.80	24	0		
			711	23800	22.87	24	0		
		25 RB	0	709	23780	21.89	23	0-1	
				710	23790	21.83	23	0-1	
				711	23800	21.82	23	0-1	
			12	709	23780	21.88	23	0-1	
				710	23790	21.85	23	0-1	
				711	23800	21.78	23	0-1	
		25	709	23780	21.89	23	0-1		
			710	23790	21.94	23	0-1		
			711	23800	21.98	23	0-1		
		50RB	709	23780	21.78	23	0-1		
			710	23790	21.68	23	0-1		
			711	23800	21.91	23	0-1		
		16-QAM	1 RB	0	709	23780	21.95	23	0-1
					710	23790	22.03	23	0-1
					711	23800	21.67	23	0-1
	25			709	23780	21.99	23	0-1	
				710	23790	22.16	23	0-1	
				711	23800	21.96	23	0-1	
	49			709	23780	22.03	23	0-1	
				710	23790	22.24	23	0-1	
				711	23800	21.93	23	0-1	
	25 RB			0	709	23780	20.69	22	0-2
					710	23790	20.77	22	0-2
					711	23800	20.75	22	0-2
			12	709	23780	20.81	22	0-2	
				710	23790	20.75	22	0-2	
				711	23800	20.64	22	0-2	
	25		709	23780	20.82	22	0-2		
			710	23790	20.71	22	0-2		
			711	23800	20.88	22	0-2		
	50RB		709	23780	20.75	22	0-2		
			710	23790	20.71	22	0-2		
			711	23800	20.81	22	0-2		

Unless otherwise stated the results shown in this test report refer only to the sample(s) tested and such sample(s) are retained for 90 days only.

除非另有說明，此報告結果僅對測試之樣品負責，同時此樣品僅保留90天。本報告未經本公司書面許可，不可部份複製。

This document is issued by the Company subject to its General Conditions of Service printed overleaf, available on request or accessible at www.sgs.com/terms_and_conditions.htm and for electronic format documents, subject to Terms and Conditions for Electronic Documents at www.sgs.com/terms_e-document.htm. Attention is drawn to the limitation of liability, indemnification and jurisdiction issues defined therein. Any holder of this document is advised that information contained hereon reflects the Company's findings at the time of its intervention only and within the limits of Client's instructions, if any. The Company's sole responsibility is to its Client and this document does not exonerate parties to a transaction from exercising all their rights and obligations under the transaction documents. This document cannot be reproduced except in full, without prior written approval of the Company. Any unauthorized alteration, forgery or falsification of the content or appearance of this document is unlawful and offenders may be prosecuted to the fullest extent of the law.

FDD Band 17									
BW(Mhz)	Modulation	RB Size	RB Offset	Frequency (MHz)	Channel	Conducted power (dBm)	Target Power + Max. Tolerance (dBm)	MPR Allowed per 3GPP(dB)	
5	QPSK	1 RB	0	706.5	23755	22.73	24	0	
				710	23790	22.71	24	0	
				713.5	23825	22.82	24	0	
			12	706.5	23755	23.05	24	0	
				710	23790	23.03	24	0	
				713.5	23825	23.08	24	0	
			24	706.5	23755	22.79	24	0	
				710	23790	22.74	24	0	
				713.5	23825	22.79	24	0	
		12 RB	0	706.5	23755	21.71	23	0-1	
				710	23790	21.70	23	0-1	
				713.5	23825	21.81	23	0-1	
			6	706.5	23755	21.72	23	0-1	
				710	23790	21.82	23	0-1	
				713.5	23825	21.71	23	0-1	
			13	706.5	23755	21.88	23	0-1	
				710	23790	21.77	23	0-1	
				713.5	23825	21.92	23	0-1	
		25RB	706.5	23755	21.72	23	0-1		
			710	23790	21.65	23	0-1		
			713.5	23825	21.78	23	0-1		
		16-QAM	1 RB	0	706.5	23755	21.82	23	0-1
					710	23790	21.89	23	0-1
					713.5	23825	21.65	23	0-1
				12	706.5	23755	21.88	23	0-1
					710	23790	22.08	23	0-1
					713.5	23825	21.76	23	0-1
	24			706.5	23755	21.96	23	0-1	
				710	23790	22.21	23	0-1	
				713.5	23825	21.80	23	0-1	
	12 RB		0	706.5	23755	20.62	22	0-2	
				710	23790	20.70	22	0-2	
				713.5	23825	20.70	22	0-2	
			6	706.5	23755	20.68	22	0-2	
				710	23790	20.66	22	0-2	
				713.5	23825	20.52	22	0-2	
			13	706.5	23755	20.72	22	0-2	
				710	23790	20.67	22	0-2	
				713.5	23825	20.82	22	0-2	
	25RB		706.5	23755	20.70	22	0-2		
			710	23790	20.57	22	0-2		
			713.5	23825	20.69	22	0-2		

Unless otherwise stated the results shown in this test report refer only to the sample(s) tested and such sample(s) are retained for 90 days only.

除非另有說明，此報告結果僅對測試之樣品負責，同時此樣品僅保留90天。本報告未經本公司書面許可，不可部份複製。

This document is issued by the Company subject to its General Conditions of Service printed overleaf, available on request or accessible at www.sgs.com/terms_and_conditions.htm and for electronic format documents, subject to Terms and Conditions for Electronic Documents at www.sgs.com/terms_e-document.htm. Attention is drawn to the limitation of liability, indemnification and jurisdiction issues defined therein. Any holder of this document is advised that information contained hereon reflects the Company's findings at the time of its intervention only and within the limits of Client's instructions, if any. The Company's sole responsibility is to its Client and this document does not exonerate parties to a transaction from exercising all their rights and obligations under the transaction documents. This document cannot be reproduced except in full, without prior written approval of the Company. Any unauthorized alteration, forgery or falsification of the content or appearance of this document is unlawful and offenders may be prosecuted to the fullest extent of the law.

FDD Band 25										
BW(Mhz)	Modulation	RB Size	RB Offset	Frequency (MHz)	Channel	Conducted power (dBm)	Target Power + Max. Tolerance (dBm)	MPR Allowed per 3GPP(dB)		
20	QPSK	1 RB	0	1860	26140	22.83	24	0		
				1882.5	26365	22.88	24	0		
				1905	26590	22.93	24	0		
			50	1860	26140	22.76	24	0		
					1882.5	26365	22.75	24	0	
					1905	26590	22.17	24	0	
				99	1860	26140	22.99	24	0	
						1882.5	26365	23.24	24	0
						1905	26590	22.64	24	0
		50 RB	0	1860	26140	21.90	23	0-1		
					1882.5	26365	21.84	23	0-1	
					1905	26590	22.10	23	0-1	
			25	1860	26140	21.87	23	0-1		
					1882.5	26365	21.81	23	0-1	
					1905	26590	21.70	23	0-1	
				50	1860	26140	22.04	23	0-1	
						1882.5	26365	22.03	23	0-1
						1905	26590	21.41	23	0-1
		100RB	1860	26140	21.88	23	0-1			
				1882.5	26365	21.99	23	0-1		
				1905	26590	21.45	23	0-1		
		16-QAM	1 RB	0	1860	26140	22.41	23	0-1	
					1882.5	26365	21.95	23	0-1	
					1905	26590	22.31	23	0-1	
	50			1860	26140	21.90	23	0-1		
					1882.5	26365	22.12	23	0-1	
					1905	26590	21.62	23	0-1	
				99	1860	26140	22.63	23	0-1	
						1882.5	26365	22.67	23	0-1
						1905	26590	21.88	23	0-1
	50 RB			0	1860	26140	20.99	22	0-2	
						1882.5	26365	20.87	22	0-2
						1905	26590	21.05	22	0-2
			25	1860	26140	20.94	22	0-2		
					1882.5	26365	21.03	22	0-2	
					1905	26590	20.71	22	0-2	
				50	1860	26140	20.95	22	0-2	
						1882.5	26365	20.89	22	0-2
						1905	26590	20.41	22	0-2
			100RB	1860	26140	20.83	22	0-2		
					1882.5	26365	21.02	22	0-2	
					1905	26590	20.56	22	0-2	

Unless otherwise stated the results shown in this test report refer only to the sample(s) tested and such sample(s) are retained for 90 days only.

除非另有說明，此報告結果僅對測試之樣品負責，同時此樣品僅保留90天。本報告未經本公司書面許可，不可部份複製。

This document is issued by the Company subject to its General Conditions of Service printed overleaf, available on request or accessible at www.sgs.com/terms_and_conditions.htm and for electronic format documents, subject to Terms and Conditions for Electronic Documents at www.sgs.com/terms_e-document.htm. Attention is drawn to the limitation of liability, indemnification and jurisdiction issues defined therein. Any holder of this document is advised that information contained hereon reflects the Company's findings at the time of its intervention only and within the limits of Client's instructions, if any. The Company's sole responsibility is to its Client and this document does not exonerate parties to a transaction from exercising all their rights and obligations under the transaction documents. This document cannot be reproduced except in full, without prior written approval of the Company. Any unauthorized alteration, forgery or falsification of the content or appearance of this document is unlawful and offenders may be prosecuted to the fullest extent of the law.

FDD Band 25									
BW(Mhz)	Modulation	RB Size	RB Offset	Frequency (MHz)	Channel	Conducted power (dBm)	Target Power + Max. Tolerance (dBm)	MPR Allowed per 3GPP(dB)	
15	QPSK	1 RB	0	1857.5	26115	22.79	24	0	
				1882.5	26365	22.68	24	0	
				1907.5	26615	22.90	24	0	
			36	1857.5	26115	22.66	24	0	
				1882.5	26365	22.70	24	0	
				1907.5	26615	22.04	24	0	
		74	1857.5	26115	22.86	24	0		
			1882.5	26365	23.08	24	0		
			1907.5	26615	22.51	24	0		
		36 RB	0	1857.5	26115	21.76	23	0-1	
				1882.5	26365	21.82	23	0-1	
				1907.5	26615	21.90	23	0-1	
			18	1857.5	26115	21.86	23	0-1	
				1882.5	26365	21.75	23	0-1	
				1907.5	26615	21.61	23	0-1	
			37	1857.5	26115	21.91	23	0-1	
				1882.5	26365	21.86	23	0-1	
				1907.5	26615	21.31	23	0-1	
			75RB	1857.5	26115	21.87	23	0-1	
				1882.5	26365	21.88	23	0-1	
				1907.5	26615	21.08	23	0-1	
		16-QAM	1 RB	0	1857.5	26115	22.39	23	0-1
					1882.5	26365	21.79	23	0-1
					1907.5	26615	22.27	23	0-1
	36			1857.5	26115	21.75	23	0-1	
				1882.5	26365	21.98	23	0-1	
				1907.5	26615	21.59	23	0-1	
	74			1857.5	26115	22.44	23	0-1	
				1882.5	26365	22.57	23	0-1	
				1907.5	26615	21.70	23	0-1	
	36 RB			0	1857.5	26115	20.96	22	0-2
					1882.5	26365	20.78	22	0-2
					1907.5	26615	20.94	22	0-2
			18	1857.5	26115	20.84	22	0-2	
				1882.5	26365	20.98	22	0-2	
				1907.5	26615	20.70	22	0-2	
			37	1857.5	26115	20.87	22	0-2	
				1882.5	26365	20.79	22	0-2	
				1907.5	26615	20.21	22	0-2	
	75RB		1857.5	26115	20.68	22	0-2		
			1882.5	26365	20.88	22	0-2		
			1907.5	26615	20.54	22	0-2		

Unless otherwise stated the results shown in this test report refer only to the sample(s) tested and such sample(s) are retained for 90 days only.

除非另有說明，此報告結果僅對測試之樣品負責，同時此樣品僅保留90天。本報告未經本公司書面許可，不可部份複製。

This document is issued by the Company subject to its General Conditions of Service printed overleaf, available on request or accessible at www.sgs.com/terms_and_conditions.htm and for electronic format documents, subject to Terms and Conditions for Electronic Documents at www.sgs.com/terms_e-document.htm. Attention is drawn to the limitation of liability, indemnification and jurisdiction issues defined therein. Any holder of this document is advised that information contained hereon reflects the Company's findings at the time of its intervention only and within the limits of Client's instructions, if any. The Company's sole responsibility is to its Client and this document does not exonerate parties to a transaction from exercising all their rights and obligations under the transaction documents. This document cannot be reproduced except in full, without prior written approval of the Company. Any unauthorized alteration, forgery or falsification of the content or appearance of this document is unlawful and offenders may be prosecuted to the fullest extent of the law.

FDD Band 25									
BW(Mhz)	Modulation	RB Size	RB Offset	Frequency (MHz)	Channel	Conducted power (dBm)	Target Power + Max. Tolerance (dBm)	MPR Allowed per 3GPP(dB)	
10	QPSK	1 RB	0	1855	26090	22.72	24	0	
				1882.5	26365	22.87	24	0	
				1910	26640	22.90	24	0	
			25	1855	26090	22.61	24	0	
				1882.5	26365	22.70	24	0	
				1910	26640	22.00	24	0	
			49	1855	26090	22.90	24	0	
				1882.5	26365	23.14	24	0	
				1910	26640	22.47	24	0	
		25 RB	0	1855	26090	21.77	23	0-1	
				1882.5	26365	21.77	23	0-1	
				1910	26640	22.02	23	0-1	
			12	1855	26090	21.85	23	0-1	
				1882.5	26365	21.65	23	0-1	
				1910	26640	21.59	23	0-1	
			25	1855	26090	21.97	23	0-1	
				1882.5	26365	21.86	23	0-1	
				1910	26640	21.40	23	0-1	
		50RB	1855	26090	21.85	23	0-1		
			1882.5	26365	21.86	23	0-1		
			1910	26640	21.10	23	0-1		
		16-QAM	1 RB	0	1855	26090	22.24	23	0-1
					1882.5	26365	21.88	23	0-1
					1910	26640	22.25	23	0-1
	25			1855	26090	21.70	23	0-1	
				1882.5	26365	21.92	23	0-1	
				1910	26640	21.50	23	0-1	
	49			1855	26090	22.45	23	0-1	
				1882.5	26365	22.63	23	0-1	
				1910	26640	22.40	23	0-1	
	25 RB		0	1855	26090	20.97	22	0-2	
				1882.5	26365	20.81	22	0-2	
				1910	26640	21.01	22	0-2	
			12	1855	26090	20.81	22	0-2	
				1882.5	26365	21.02	22	0-2	
				1910	26640	20.54	22	0-2	
			25	1855	26090	20.79	22	0-2	
				1882.5	26365	20.73	22	0-2	
				1910	26640	20.25	22	0-2	
	50RB		1855	26090	20.65	22	0-2		
			1882.5	26365	20.86	22	0-2		
			1910	26640	20.45	22	0-2		

Unless otherwise stated the results shown in this test report refer only to the sample(s) tested and such sample(s) are retained for 90 days only.

除非另有說明，此報告結果僅對測試之樣品負責，同時此樣品僅保留90天。本報告未經本公司書面許可，不可部份複製。

This document is issued by the Company subject to its General Conditions of Service printed overleaf, available on request or accessible at www.sgs.com/terms_and_conditions.htm and for electronic format documents, subject to Terms and Conditions for Electronic Documents at www.sgs.com/terms_e-document.htm. Attention is drawn to the limitation of liability, indemnification and jurisdiction issues defined therein. Any holder of this document is advised that information contained hereon reflects the Company's findings at the time of its intervention only and within the limits of Client's instructions, if any. The Company's sole responsibility is to its Client and this document does not exonerate parties to a transaction from exercising all their rights and obligations under the transaction documents. This document cannot be reproduced except in full, without prior written approval of the Company. Any unauthorized alteration, forgery or falsification of the content or appearance of this document is unlawful and offenders may be prosecuted to the fullest extent of the law.

FDD Band 25										
BW(Mhz)	Modulation	RB Size	RB Offset	Frequency (MHz)	Channel	Conducted power (dBm)	Target Power + Max. Tolerance (dBm)	MPR Allowed per 3GPP(dB)		
5	QPSK	1 RB	0	1852.5	26065	22.75	24	0		
				1882.5	26365	22.82	24	0		
				1912.5	26665	22.92	24	0		
			12	1852.5	26065	22.71	24	0		
					1882.5	26365	22.59	24	0	
					1912.5	26665	22.02	24	0	
				24	1852.5	26065	22.88	24	0	
						1882.5	26365	23.11	24	0
						1912.5	26665	22.48	24	0
		12 RB	0	1852.5	26065	21.72	23	0-1		
				1882.5	26365	21.66	23	0-1		
				1912.5	26665	21.98	23	0-1		
			6	1852.5	26065	21.69	23	0-1		
					1882.5	26365	21.69	23	0-1	
					1912.5	26665	21.51	23	0-1	
				13	1852.5	26065	21.92	23	0-1	
						1882.5	26365	21.85	23	0-1
						1912.5	26665	21.33	23	0-1
		25RB	1852.5	26065	21.75	23	0-1			
			1882.5	26365	21.93	23	0-1			
			1912.5	26665	21.95	23	0-1			
		16-QAM	1 RB	0	1852.5	26065	22.38	23	0-1	
					1882.5	26365	21.92	23	0-1	
					1912.5	26665	22.28	23	0-1	
				12	1852.5	26065	21.75	23	0-1	
						1882.5	26365	21.97	23	0-1
						1912.5	26665	21.55	23	0-1
	24				1852.5	26065	22.58	23	0-1	
						1882.5	26365	22.59	23	0-1
						1912.5	26665	21.73	23	0-1
	12 RB		0	1852.5	26065	20.94	22	0-2		
				1882.5	26365	20.74	22	0-2		
				1912.5	26665	21.01	22	0-2		
			6	1852.5	26065	20.85	22	0-2		
					1882.5	26365	20.91	22	0-2	
					1912.5	26665	20.56	22	0-2	
				13	1852.5	26065	20.78	22	0-2	
						1882.5	26365	20.86	22	0-2
						1912.5	26665	20.38	22	0-2
	25RB		1852.5	26065	20.63	22	0-2			
			1882.5	26365	20.86	22	0-2			
			1912.5	26665	20.39	22	0-2			

Unless otherwise stated the results shown in this test report refer only to the sample(s) tested and such sample(s) are retained for 90 days only.

除非另有說明，此報告結果僅對測試之樣品負責，同時此樣品僅保留90天。本報告未經本公司書面許可，不可部份複製。

This document is issued by the Company subject to its General Conditions of Service printed overleaf, available on request or accessible at www.sgs.com/terms_and_conditions.htm and for electronic format documents, subject to Terms and Conditions for Electronic Documents at www.sgs.com/terms_e-document.htm. Attention is drawn to the limitation of liability, indemnification and jurisdiction issues defined therein. Any holder of this document is advised that information contained hereon reflects the Company's findings at the time of its intervention only and within the limits of Client's instructions, if any. The Company's sole responsibility is to its Client and this document does not exonerate parties to a transaction from exercising all their rights and obligations under the transaction documents. This document cannot be reproduced except in full, without prior written approval of the Company. Any unauthorized alteration, forgery or falsification of the content or appearance of this document is unlawful and offenders may be prosecuted to the fullest extent of the law.

FDD Band 25									
BW(Mhz)	Modulation	RB Size	RB Offset	Frequency (MHz)	Channel	Conducted power (dBm)	Target Power + Max. Tolerance (dBm)	MPR Allowed per 3GPP(dB)	
3	QPSK	1 RB	0	1851.5	26055	22.69	24	0	
				1882.5	26365	22.81	24	0	
				1913.5	26675	22.87	24	0	
			7	1851.5	26055	22.64	24	0	
				1882.5	26365	22.62	24	0	
				1913.5	26675	22.07	24	0	
		14	1851.5	26055	22.82	24	0		
			1882.5	26365	23.17	24	0		
			1913.5	26675	22.45	24	0		
		8 RB	0	1851.5	26055	21.74	23	0-1	
				1882.5	26365	21.71	23	0-1	
				1913.5	26675	22.04	23	0-1	
			4	1851.5	26055	21.69	23	0-1	
				1882.5	26365	21.71	23	0-1	
				1913.5	26675	21.51	23	0-1	
		7	1851.5	26055	21.85	23	0-1		
			1882.5	26365	21.95	23	0-1		
			1913.5	26675	21.36	23	0-1		
		15RB	1851.5	26055	21.80	23	0-1		
			1882.5	26365	21.82	23	0-1		
			1913.5	26675	21.37	23	0-1		
		16-QAM	1 RB	0	1851.5	26055	22.35	23	0-1
					1882.5	26365	21.87	23	0-1
					1913.5	26675	22.13	23	0-1
	7			1851.5	26055	21.85	23	0-1	
				1882.5	26365	21.95	23	0-1	
				1913.5	26675	21.61	23	0-1	
	14		1851.5	26055	22.61	23	0-1		
			1882.5	26365	22.58	23	0-1		
			1913.5	26675	21.77	23	0-1		
	8 RB		0	1851.5	26055	20.93	22	0-2	
				1882.5	26365	20.83	22	0-2	
				1913.5	26675	21.00	22	0-2	
			4	1851.5	26055	20.88	22	0-2	
				1882.5	26365	20.91	22	0-2	
				1913.5	26675	20.63	22	0-2	
	7		1851.5	26055	20.93	22	0-2		
			1882.5	26365	20.81	22	0-2		
			1913.5	26675	20.33	22	0-2		
	15RB		1851.5	26055	20.72	22	0-2		
			1882.5	26365	20.96	22	0-2		
			1913.5	26675	20.40	22	0-2		

Unless otherwise stated the results shown in this test report refer only to the sample(s) tested and such sample(s) are retained for 90 days only.

除非另有說明，此報告結果僅對測試之樣品負責，同時此樣品僅保留90天。本報告未經本公司書面許可，不可部份複製。

This document is issued by the Company subject to its General Conditions of Service printed overleaf, available on request or accessible at www.sgs.com/terms_and_conditions.htm and for electronic format documents, subject to Terms and Conditions for Electronic Documents at www.sgs.com/terms_e-document.htm. Attention is drawn to the limitation of liability, indemnification and jurisdiction issues defined therein. Any holder of this document is advised that information contained hereon reflects the Company's findings at the time of its intervention only and within the limits of Client's instructions, if any. The Company's sole responsibility is to its Client and this document does not exonerate parties to a transaction from exercising all their rights and obligations under the transaction documents. This document cannot be reproduced except in full, without prior written approval of the Company. Any unauthorized alteration, forgery or falsification of the content or appearance of this document is unlawful and offenders may be prosecuted to the fullest extent of the law.

FDD Band 25									
BW(Mhz)	Modulation	RB Size	RB Offset	Frequency (MHz)	Channel	Conducted power (dBm)	Target Power + Max. Tolerance (dBm)	MPR Allowed per 3GPP(dB)	
1.4	QPSK	1 RB	0	1850.7	26047	22.60	24	0	
				1882.5	26365	22.42	24	0	
				1914.3	26683	22.08	24	0	
			2	1850.7	26047	22.71	24	0	
				1882.5	26365	22.75	24	0	
				1914.3	26683	22.53	24	0	
		5	1850.7	26047	22.61	24	0		
			1882.5	26365	22.66	24	0		
			1914.3	26683	22.93	24	0		
		3 RB	0	1850.7	26047	23.02	24	0	
				1882.5	26365	22.74	24	0	
				1914.3	26683	22.65	24	0	
			2	1850.7	26047	22.74	24	0	
				1882.5	26365	22.75	24	0	
				1914.3	26683	22.25	24	0	
			3	1850.7	26047	22.62	24	0	
				1882.5	26365	22.63	24	0	
				1914.3	26683	22.04	24	0	
		6RB	1850.7	26047	21.70	23	0-1		
			1882.5	26365	21.72	23	0-1		
			1914.3	26683	21.70	23	0-1		
		16-QAM	1 RB	0	1850.7	26047	22.46	23	0-1
					1882.5	26365	21.63	23	0-1
					1914.3	26683	22.25	23	0-1
	2			1850.7	26047	22.34	23	0-1	
				1882.5	26365	22.18	23	0-1	
				1914.3	26683	22.15	23	0-1	
	5			1850.7	26047	21.93	23	0-1	
				1882.5	26365	21.64	23	0-1	
				1914.3	26683	21.49	23	0-1	
	3 RB			0	1850.7	26047	21.82	23	0-1
					1882.5	26365	21.65	23	0-1
					1914.3	26683	21.97	23	0-1
			2	1850.7	26047	21.87	23	0-1	
				1882.5	26365	21.69	23	0-1	
				1914.3	26683	21.57	23	0-1	
			3	1850.7	26047	21.76	23	0-1	
				1882.5	26365	21.57	23	0-1	
				1914.3	26683	22.35	23	0-1	
	6RB		1850.7	26047	20.76	22	0-2		
			1882.5	26365	20.73	22	0-2		
			1914.3	26683	20.78	22	0-2		

Unless otherwise stated the results shown in this test report refer only to the sample(s) tested and such sample(s) are retained for 90 days only.

除非另有說明，此報告結果僅對測試之樣品負責，同時此樣品僅保留90天。本報告未經本公司書面許可，不可部份複製。

This document is issued by the Company subject to its General Conditions of Service printed overleaf, available on request or accessible at www.sgs.com/terms_and_conditions.htm and for electronic format documents, subject to Terms and Conditions for Electronic Documents at www.sgs.com/terms_e-document.htm. Attention is drawn to the limitation of liability, indemnification and jurisdiction issues defined therein. Any holder of this document is advised that information contained hereon reflects the Company's findings at the time of its intervention only and within the limits of Client's instructions, if any. The Company's sole responsibility is to its Client and this document does not exonerate parties to a transaction from exercising all their rights and obligations under the transaction documents. This document cannot be reproduced except in full, without prior written approval of the Company. Any unauthorized alteration, forgery or falsification of the content or appearance of this document is unlawful and offenders may be prosecuted to the fullest extent of the law.

FDD Band 26									
BW(Mhz)	Modulation	RB Size	RB Offset	Frequency (MHz)	Channel	Conducted power (dBm)	Target Power + Max. Tolerance (dBm)	MPR Allowed per 3GPP(dB)	
15	QPSK	1 RB	0	822.5	26825	22.68	24	0	
				831.5	26865	22.63	24	0	
				841.5	26965	22.57	24	0	
			36	822.5	26825	22.82	24	0	
				831.5	26865	22.89	24	0	
				841.5	26965	22.96	24	0	
			74	822.5	26825	22.65	24	0	
				831.5	26865	22.79	24	0	
				841.5	26965	22.66	24	0	
		36 RB	0	822.5	26825	21.88	23	0-1	
				831.5	26865	21.90	23	0-1	
				841.5	26965	22.02	23	0-1	
			18	822.5	26825	21.97	23	0-1	
				831.5	26865	21.92	23	0-1	
				841.5	26965	22.03	23	0-1	
			37	822.5	26825	21.88	23	0-1	
				831.5	26865	21.76	23	0-1	
				841.5	26965	21.95	23	0-1	
		75RB	822.5	26825	21.89	23	0-1		
			831.5	26865	21.82	23	0-1		
			841.5	26965	21.87	23	0-1		
		16-QAM	1 RB	0	822.5	26825	22.17	23	0-1
					831.5	26865	21.59	23	0-1
					841.5	26965	22.07	23	0-1
	36			822.5	26825	22.10	23	0-1	
				831.5	26865	21.83	23	0-1	
				841.5	26965	22.21	23	0-1	
	74			822.5	26825	21.89	23	0-1	
				831.5	26865	22.19	23	0-1	
				841.5	26965	21.45	23	0-1	
	36 RB		0	822.5	26825	20.92	22	0-2	
				831.5	26865	20.89	22	0-2	
				841.5	26965	20.91	22	0-2	
			18	822.5	26825	20.95	22	0-2	
				831.5	26865	20.96	22	0-2	
				841.5	26965	20.94	22	0-2	
			37	822.5	26825	20.82	22	0-2	
				831.5	26865	20.90	22	0-2	
				841.5	26965	20.85	22	0-2	
	75RB		822.5	26825	20.83	22	0-2		
			831.5	26865	20.82	22	0-2		
			841.5	26965	20.90	22	0-2		

Unless otherwise stated the results shown in this test report refer only to the sample(s) tested and such sample(s) are retained for 90 days only.

除非另有說明，此報告結果僅對測試之樣品負責，同時此樣品僅保留90天。本報告未經本公司書面許可，不可部份複製。

This document is issued by the Company subject to its General Conditions of Service printed overleaf, available on request or accessible at www.sgs.com/terms_and_conditions.htm and for electronic format documents, subject to Terms and Conditions for Electronic Documents at www.sgs.com/terms_e-document.htm. Attention is drawn to the limitation of liability, indemnification and jurisdiction issues defined therein. Any holder of this document is advised that information contained hereon reflects the Company's findings at the time of its intervention only and within the limits of Client's instructions, if any. The Company's sole responsibility is to its Client and this document does not exonerate parties to a transaction from exercising all their rights and obligations under the transaction documents. This document cannot be reproduced except in full, without prior written approval of the Company. Any unauthorized alteration, forgery or falsification of the content or appearance of this document is unlawful and offenders may be prosecuted to the fullest extent of the law.

FDD Band 26									
BW(Mhz)	Modulation	RB Size	RB Offset	Frequency (MHz)	Channel	Conducted power (dBm)	Target Power + Max. Tolerance (dBm)	MPR Allowed per 3GPP(dB)	
10	QPSK	1 RB	0	820	26800	22.54	24	0	
				831.5	26865	22.43	24	0	
				844	26990	22.49	24	0	
			25	820	26800	22.71	24	0	
				831.5	26865	22.75	24	0	
				844	26990	22.88	24	0	
		49	820	26800	22.55	24	0		
			831.5	26865	22.62	24	0		
			844	26990	22.56	24	0		
		25 RB	0	820	26800	21.76	23	0-1	
				831.5	26865	21.76	23	0-1	
				844	26990	21.92	23	0-1	
			12	820	26800	21.90	23	0-1	
				831.5	26865	21.76	23	0-1	
				844	26990	21.92	23	0-1	
		25	820	26800	21.76	23	0-1		
			831.5	26865	21.61	23	0-1		
			844	26990	21.88	23	0-1		
		50RB	820	26800	21.74	23	0-1		
			831.5	26865	21.73	23	0-1		
			844	26990	21.75	23	0-1		
		16-QAM	1 RB	0	820	26800	22.12	23	0-1
					831.5	26865	21.55	23	0-1
					844	26990	22.03	23	0-1
	25			820	26800	21.96	23	0-1	
				831.5	26865	21.67	23	0-1	
				844	26990	22.07	23	0-1	
	49			820	26800	21.77	23	0-1	
				831.5	26865	22.08	23	0-1	
				844	26990	21.25	23	0-1	
	25 RB			0	820	26800	20.76	22	0-2
					831.5	26865	20.78	22	0-2
					844	26990	20.73	22	0-2
			12	820	26800	20.81	22	0-2	
				831.5	26865	20.76	22	0-2	
				844	26990	20.90	22	0-2	
	25		820	26800	20.73	22	0-2		
			831.5	26865	20.83	22	0-2		
			844	26990	20.67	22	0-2		
	50RB		820	26800	20.69	22	0-2		
			831.5	26865	20.68	22	0-2		
			844	26990	20.73	22	0-2		

Unless otherwise stated the results shown in this test report refer only to the sample(s) tested and such sample(s) are retained for 90 days only.

除非另有說明，此報告結果僅對測試之樣品負責，同時此樣品僅保留90天。本報告未經本公司書面許可，不可部份複製。

This document is issued by the Company subject to its General Conditions of Service printed overleaf, available on request or accessible at www.sgs.com/terms_and_conditions.htm and for electronic format documents, subject to Terms and Conditions for Electronic Documents at www.sgs.com/terms_e-document.htm. Attention is drawn to the limitation of liability, indemnification and jurisdiction issues defined therein. Any holder of this document is advised that information contained hereon reflects the Company's findings at the time of its intervention only and within the limits of Client's instructions, if any. The Company's sole responsibility is to its Client and this document does not exonerate parties to a transaction from exercising all their rights and obligations under the transaction documents. This document cannot be reproduced except in full, without prior written approval of the Company. Any unauthorized alteration, forgery or falsification of the content or appearance of this document is unlawful and offenders may be prosecuted to the fullest extent of the law.

FDD Band 26									
BW(Mhz)	Modulation	RB Size	RB Offset	Frequency (MHz)	Channel	Conducted power (dBm)	Target Power + Max. Tolerance (dBm)	MPR Allowed per 3GPP(dB)	
5	QPSK	1 RB	0	816.5	26715	22.62	24	0	
				831.5	26865	22.52	24	0	
				846.5	27015	22.40	24	0	
			12	816.5	26715	22.69	24	0	
				831.5	26865	22.74	24	0	
				846.5	27015	22.92	24	0	
		24	816.5	26715	22.61	24	0		
			831.5	26865	22.74	24	0		
			846.5	27015	22.48	24	0		
		12 RB	0	816.5	26715	21.84	23	0-1	
				831.5	26865	21.74	23	0-1	
				846.5	27015	21.82	23	0-1	
			6	816.5	26715	21.86	23	0-1	
				831.5	26865	21.81	23	0-1	
				846.5	27015	21.89	23	0-1	
			13	816.5	26715	21.70	23	0-1	
				831.5	26865	21.65	23	0-1	
				846.5	27015	21.86	23	0-1	
		25RB	816.5	26715	21.74	23	0-1		
			831.5	26865	21.73	23	0-1		
			846.5	27015	21.74	23	0-1		
		16-QAM	1 RB	0	816.5	26715	22.02	23	0-1
					831.5	26865	21.55	23	0-1
					846.5	27015	21.93	23	0-1
	12			816.5	26715	22.00	23	0-1	
				831.5	26865	21.79	23	0-1	
				846.5	27015	22.15	23	0-1	
	24		816.5	26715	21.70	23	0-1		
			831.5	26865	22.17	23	0-1		
			846.5	27015	21.41	23	0-1		
	12 RB		0	816.5	26715	20.90	22	0-2	
				831.5	26865	20.70	22	0-2	
				846.5	27015	20.90	22	0-2	
			6	816.5	26715	20.81	22	0-2	
				831.5	26865	20.88	22	0-2	
				846.5	27015	20.77	22	0-2	
			13	816.5	26715	20.66	22	0-2	
				831.5	26865	20.83	22	0-2	
				846.5	27015	20.81	22	0-2	
	25RB		816.5	26715	20.69	22	0-2		
			831.5	26865	20.81	22	0-2		
			846.5	27015	20.89	22	0-2		

Unless otherwise stated the results shown in this test report refer only to the sample(s) tested and such sample(s) are retained for 90 days only.

除非另有說明，此報告結果僅對測試之樣品負責，同時此樣品僅保留90天。本報告未經本公司書面許可，不可部份複製。

This document is issued by the Company subject to its General Conditions of Service printed overleaf, available on request or accessible at www.sgs.com/terms_and_conditions.htm and for electronic format documents, subject to Terms and Conditions for Electronic Documents at www.sgs.com/terms_e-document.htm. Attention is drawn to the limitation of liability, indemnification and jurisdiction issues defined therein. Any holder of this document is advised that information contained hereon reflects the Company's findings at the time of its intervention only and within the limits of Client's instructions, if any. The Company's sole responsibility is to its Client and this document does not exonerate parties to a transaction from exercising all their rights and obligations under the transaction documents. This document cannot be reproduced except in full, without prior written approval of the Company. Any unauthorized alteration, forgery or falsification of the content or appearance of this document is unlawful and offenders may be prosecuted to the fullest extent of the law.

FDD Band 26									
BW(Mhz)	Modulation	RB Size	RB Offset	Frequency (MHz)	Channel	Conducted power (dBm)	Target Power + Max. Tolerance (dBm)	MPR Allowed per 3GPP(dB)	
3	QPSK	1 RB	0	815.5	26705	22.53	24	0	
				831.5	26865	22.60	24	0	
				847.5	27025	22.55	24	0	
			7	815.5	26705	22.68	24	0	
				831.5	26865	22.81	24	0	
				847.5	27025	22.80	24	0	
		14	815.5	26705	22.62	24	0		
			831.5	26865	22.71	24	0		
			847.5	27025	22.49	24	0		
		8 RB	0	815.5	26705	21.76	23	0-1	
				831.5	26865	21.83	23	0-1	
				847.5	27025	22.01	23	0-1	
			4	815.5	26705	21.80	23	0-1	
				831.5	26865	21.82	23	0-1	
				847.5	27025	21.85	23	0-1	
		7	815.5	26705	21.87	23	0-1		
			831.5	26865	21.63	23	0-1		
			847.5	27025	21.80	23	0-1		
		15RB	815.5	26705	21.72	23	0-1		
			831.5	26865	21.80	23	0-1		
			847.5	27025	21.67	23	0-1		
		16-QAM	1 RB	0	815.5	26705	22.09	23	0-1
					831.5	26865	21.50	23	0-1
					847.5	27025	21.87	23	0-1
	7			815.5	26705	21.93	23	0-1	
				831.5	26865	21.81	23	0-1	
				847.5	27025	22.10	23	0-1	
	14		815.5	26705	21.77	23	0-1		
			831.5	26865	22.13	23	0-1		
			847.5	27025	21.36	23	0-1		
	8 RB		0	815.5	26705	20.79	22	0-2	
				831.5	26865	20.75	22	0-2	
				847.5	27025	20.80	22	0-2	
			4	815.5	26705	20.79	22	0-2	
				831.5	26865	20.85	22	0-2	
				847.5	27025	20.90	22	0-2	
	7		815.5	26705	20.80	22	0-2		
			831.5	26865	20.73	22	0-2		
			847.5	27025	20.73	22	0-2		
	15RB		815.5	26705	20.76	22	0-2		
			831.5	26865	20.63	22	0-2		
			847.5	27025	20.74	22	0-2		

Unless otherwise stated the results shown in this test report refer only to the sample(s) tested and such sample(s) are retained for 90 days only.

除非另有說明，此報告結果僅對測試之樣品負責，同時此樣品僅保留90天。本報告未經本公司書面許可，不可部份複製。

This document is issued by the Company subject to its General Conditions of Service printed overleaf, available on request or accessible at www.sgs.com/terms_and_conditions.htm and for electronic format documents, subject to Terms and Conditions for Electronic Documents at www.sgs.com/terms_e-document.htm. Attention is drawn to the limitation of liability, indemnification and jurisdiction issues defined therein. Any holder of this document is advised that information contained hereon reflects the Company's findings at the time of its intervention only and within the limits of Client's instructions, if any. The Company's sole responsibility is to its Client and this document does not exonerate parties to a transaction from exercising all their rights and obligations under the transaction documents. This document cannot be reproduced except in full, without prior written approval of the Company. Any unauthorized alteration, forgery or falsification of the content or appearance of this document is unlawful and offenders may be prosecuted to the fullest extent of the law.

FDD Band 26									
BW(Mhz)	Modulation	RB Size	RB Offset	Frequency (MHz)	Channel	Conducted power (dBm)	Target Power + Max. Tolerance (dBm)	MPR Allowed per 3GPP(dB)	
1.4	QPSK	1 RB	0	814.7	26697	22.27	24	0	
				831.5	26865	22.41	24	0	
				848.3	27033	22.16	24	0	
			2	814.7	26697	22.34	24	0	
				831.5	26865	22.38	24	0	
				848.3	27033	22.05	24	0	
		5	814.7	26697	22.31	24	0		
			831.5	26865	22.31	24	0		
			848.3	27033	22.01	24	0		
		3 RB	0	814.7	26697	22.27	24	0	
				831.5	26865	22.38	24	0	
				848.3	27033	22.11	24	0	
			2	814.7	26697	22.49	24	0	
				831.5	26865	22.48	24	0	
				848.3	27033	22.11	24	0	
			3	814.7	26697	22.30	24	0	
				831.5	26865	22.50	24	0	
				848.3	27033	22.16	24	0	
		6RB	814.7	26697	21.33	23	0-1		
			831.5	26865	21.38	23	0-1		
			848.3	27033	21.35	23	0-1		
		16-QAM	1 RB	0	814.7	26697	21.60	23	0-1
					831.5	26865	21.67	23	0-1
					848.3	27033	21.52	23	0-1
	2			814.7	26697	21.80	23	0-1	
				831.5	26865	21.71	23	0-1	
				848.3	27033	21.59	23	0-1	
	5			814.7	26697	21.80	23	0-1	
				831.5	26865	21.25	23	0-1	
				848.3	27033	21.73	23	0-1	
	3 RB			0	814.7	26697	21.36	23	0-1
					831.5	26865	21.42	23	0-1
					848.3	27033	21.27	23	0-1
			2	814.7	26697	21.51	23	0-1	
				831.5	26865	21.38	23	0-1	
				848.3	27033	21.30	23	0-1	
			3	814.7	26697	21.39	23	0-1	
				831.5	26865	21.46	23	0-1	
				848.3	27033	21.50	23	0-1	
	6RB		814.7	26697	20.45	22	0-2		
			831.5	26865	20.36	22	0-2		
			848.3	27033	20.33	22	0-2		

Unless otherwise stated the results shown in this test report refer only to the sample(s) tested and such sample(s) are retained for 90 days only.

除非另有說明，此報告結果僅對測試之樣品負責，同時此樣品僅保留90天。本報告未經本公司書面許可，不可部份複製。

This document is issued by the Company subject to its General Conditions of Service printed overleaf, available on request or accessible at www.sgs.com/terms_and_conditions.htm and for electronic format documents, subject to Terms and Conditions for Electronic Documents at www.sgs.com/terms_e-document.htm. Attention is drawn to the limitation of liability, indemnification and jurisdiction issues defined therein. Any holder of this document is advised that information contained hereon reflects the Company's findings at the time of its intervention only and within the limits of Client's instructions, if any. The Company's sole responsibility is to its Client and this document does not exonerate parties to a transaction from exercising all their rights and obligations under the transaction documents. This document cannot be reproduced except in full, without prior written approval of the Company. Any unauthorized alteration, forgery or falsification of the content or appearance of this document is unlawful and offenders may be prosecuted to the fullest extent of the law.

FDD Band 30									
BW(Mhz)	Modulation	RB Size	RB Offset	Frequency (MHz)	Channel	Conducted power (dBm)	Target Power + Max. Tolerance (dBm)	MPR Allowed per 3GPP(dB)	
10	QPSK	1 RB	0	2310	27710	22.78	24	0	
			25	2310	27710	22.77	24	0	
			49	2310	27710	22.79	24	0	
		25 RB	0	2310	27710	21.83	23	0-1	
			12	2310	27710	21.92	23	0-1	
			25	2310	27710	21.99	23	0-1	
		50RB			2310	27710	21.91	23	0-1
		16-QAM	1 RB	0	2310	27710	22.21	23	0-1
				25	2310	27710	21.73	23	0-1
	49			2310	27710	21.83	23	0-1	
	25 RB		0	2310	27710	20.88	22	0-2	
			12	2310	27710	20.88	22	0-2	
			25	2310	27710	20.79	22	0-2	
	50RB			2310	27710	20.86	22	0-2	

Unless otherwise stated the results shown in this test report refer only to the sample(s) tested and such sample(s) are retained for 90 days only.

除非另有說明，此報告結果僅對測試之樣品負責，同時此樣品僅保留90天。本報告未經本公司書面許可，不可部份複製。

This document is issued by the Company subject to its General Conditions of Service printed overleaf, available on request or accessible at www.sgs.com/terms_and_conditions.htm and for electronic format documents, subject to Terms and Conditions for Electronic Documents at www.sgs.com/terms_e-document.htm. Attention is drawn to the limitation of liability, indemnification and jurisdiction issues defined therein. Any holder of this document is advised that information contained hereon reflects the Company's findings at the time of its intervention only and within the limits of Client's instructions, if any. The Company's sole responsibility is to its Client and this document does not exonerate parties to a transaction from exercising all their rights and obligations under the transaction documents. This document cannot be reproduced except in full, without prior written approval of the Company. Any unauthorized alteration, forgery or falsification of the content or appearance of this document is unlawful and offenders may be prosecuted to the fullest extent of the law.

FDD Band 30									
BW(Mhz)	Modulation	RB Size	RB Offset	Frequency (MHz)	Channel	Conducted power (dBm)	Target Power + Max. Tolerance (dBm)	MPR Allowed per 3GPP(dB)	
5	QPSK	1 RB	0	2307.5	27685	22.73	24	0	
				2310	27710	22.69	24	0	
				2312.5	27735	22.77	24	0	
			12	2307.5	27685	22.56	24	0	
				2310	27710	22.62	24	0	
				2312.5	27735	22.68	24	0	
		24	2307.5	27685	22.56	24	0		
			2310	27710	22.71	24	0		
			2312.5	27735	22.67	24	0		
		12 RB	0	2307.5	27685	21.79	23	0-1	
				2310	27710	21.86	23	0-1	
				2312.5	27735	21.88	23	0-1	
			6	2307.5	27685	21.74	23	0-1	
				2310	27710	21.87	23	0-1	
				2312.5	27735	21.95	23	0-1	
			13	2307.5	27685	21.67	23	0-1	
				2310	27710	21.83	23	0-1	
				2312.5	27735	21.95	23	0-1	
			25RB	2307.5	27685	21.76	23	0-1	
				2310	27710	21.92	23	0-1	
				2312.5	27735	21.95	23	0-1	
		16-QAM	1 RB	0	2307.5	27685	22.05	23	0-1
					2310	27710	22.29	23	0-1
					2312.5	27735	22.26	23	0-1
	12			2307.5	27685	21.65	23	0-1	
				2310	27710	21.89	23	0-1	
				2312.5	27735	22.06	23	0-1	
	24			2307.5	27685	21.95	23	0-1	
				2310	27710	22.31	23	0-1	
				2312.5	27735	22.14	23	0-1	
	12 RB			0	2307.5	27685	20.70	22	0-2
					2310	27710	20.81	22	0-2
					2312.5	27735	20.95	22	0-2
			6	2307.5	27685	20.72	22	0-2	
				2310	27710	20.80	22	0-2	
				2312.5	27735	20.75	22	0-2	
			13	2307.5	27685	20.69	22	0-2	
				2310	27710	20.85	22	0-2	
				2312.5	27735	20.93	22	0-2	
			25RB	2307.5	27685	20.75	22	0-2	
				2310	27710	20.81	22	0-2	
				2312.5	27735	21.02	22	0-2	

Unless otherwise stated the results shown in this test report refer only to the sample(s) tested and such sample(s) are retained for 90 days only.

除非另有說明，此報告結果僅對測試之樣品負責，同時此樣品僅保留90天。本報告未經本公司書面許可，不可部份複製。

This document is issued by the Company subject to its General Conditions of Service printed overleaf, available on request or accessible at www.sgs.com/terms_and_conditions.htm and for electronic format documents, subject to Terms and Conditions for Electronic Documents at www.sgs.com/terms_e-document.htm. Attention is drawn to the limitation of liability, indemnification and jurisdiction issues defined therein. Any holder of this document is advised that information contained hereon reflects the Company's findings at the time of its intervention only and within the limits of Client's instructions, if any. The Company's sole responsibility is to its Client and this document does not exonerate parties to a transaction from exercising all their rights and obligations under the transaction documents. This document cannot be reproduced except in full, without prior written approval of the Company. Any unauthorized alteration, forgery or falsification of the content or appearance of this document is unlawful and offenders may be prosecuted to the fullest extent of the law.

FDD Band 66									
BW(Mhz)	Modulation	RB Size	RB Offset	Frequency (MHz)	Channel	Conducted power (dBm)	Target Power + Max. Tolerance (dBm)	MPR Allowed per 3GPP(dB)	
20	QPSK	1 RB	0	1720	132072	22.28	24	0	
				1745	132322	22.27	24	0	
				1770	132572	22.35	24	0	
			50	1720	132072	22.77	24	0	
				1745	132322	22.48	24	0	
				1770	132572	22.78	24	0	
			99	1720	132072	22.42	24	0	
				1745	132322	22.39	24	0	
				1770	132572	22.33	24	0	
		50 RB	0	1720	132072	21.57	23	0-1	
				1745	132322	21.47	23	0-1	
				1770	132572	21.83	23	0-1	
			25	1720	132072	21.61	23	0-1	
				1745	132322	21.56	23	0-1	
				1770	132572	21.70	23	0-1	
			50	1720	132072	21.44	23	0-1	
				1745	132322	21.39	23	0-1	
				1770	132572	21.47	23	0-1	
		100RB	1720	132072	21.52	23	0-1		
			1745	132322	21.42	23	0-1		
			1770	132572	21.66	23	0-1		
		16-QAM	1 RB	0	1720	132072	21.24	23	0-1
					1745	132322	21.30	23	0-1
					1770	132572	21.66	23	0-1
	50			1720	132072	21.93	23	0-1	
				1745	132322	21.97	23	0-1	
				1770	132572	22.24	23	0-1	
	99			1720	132072	21.95	23	0-1	
				1745	132322	21.36	23	0-1	
				1770	132572	21.30	23	0-1	
	50 RB		0	1720	132072	20.56	22	0-2	
				1745	132322	20.47	22	0-2	
				1770	132572	20.58	22	0-2	
			25	1720	132072	20.74	22	0-2	
				1745	132322	20.57	22	0-2	
				1770	132572	20.63	22	0-2	
			50	1720	132072	20.44	22	0-2	
				1745	132322	20.54	22	0-2	
				1770	132572	20.42	22	0-2	
	100RB		1720	132072	20.57	22	0-2		
			1745	132322	20.35	22	0-2		
			1770	132572	20.53	22	0-2		

Unless otherwise stated the results shown in this test report refer only to the sample(s) tested and such sample(s) are retained for 90 days only.

除非另有說明，此報告結果僅對測試之樣品負責，同時此樣品僅保留90天。本報告未經本公司書面許可，不可部份複製。

This document is issued by the Company subject to its General Conditions of Service printed overleaf, available on request or accessible at www.sgs.com/terms_and_conditions.htm and for electronic format documents, subject to Terms and Conditions for Electronic Documents at www.sgs.com/terms_e-document.htm. Attention is drawn to the limitation of liability, indemnification and jurisdiction issues defined therein. Any holder of this document is advised that information contained hereon reflects the Company's findings at the time of its intervention only and within the limits of Client's instructions, if any. The Company's sole responsibility is to its Client and this document does not exonerate parties to a transaction from exercising all their rights and obligations under the transaction documents. This document cannot be reproduced except in full, without prior written approval of the Company. Any unauthorized alteration, forgery or falsification of the content or appearance of this document is unlawful and offenders may be prosecuted to the fullest extent of the law.

FDD Band 66									
BW(Mhz)	Modulation	RB Size	RB Offset	Frequency (MHz)	Channel	Conducted power (dBm)	Target Power + Max. Tolerance (dBm)	MPR Allowed per 3GPP(dB)	
15	QPSK	1 RB	0	1717.5	132047	22.11	24	0	
				1745	132322	22.22	24	0	
				1772.5	132597	22.15	24	0	
			36	1717.5	132047	22.69	24	0	
				1745	132322	22.43	24	0	
				1772.5	132597	22.67	24	0	
		74	1717.5	132047	22.30	24	0		
			1745	132322	22.37	24	0		
			1772.5	132597	22.19	24	0		
		36 RB	0	1717.5	132047	21.47	23	0-1	
				1745	132322	21.43	23	0-1	
				1772.5	132597	21.73	23	0-1	
			18	1717.5	132047	21.45	23	0-1	
				1745	132322	21.37	23	0-1	
				1772.5	132597	21.54	23	0-1	
			37	1717.5	132047	21.37	23	0-1	
				1745	132322	21.28	23	0-1	
				1772.5	132597	21.37	23	0-1	
			75RB	1717.5	132047	21.45	23	0-1	
				1745	132322	21.32	23	0-1	
				1772.5	132597	21.49	23	0-1	
		16-QAM	1 RB	0	1717.5	132047	21.07	23	0-1
					1745	132322	21.17	23	0-1
					1772.5	132597	21.56	23	0-1
	36			1717.5	132047	21.86	23	0-1	
				1745	132322	21.96	23	0-1	
				1772.5	132597	22.18	23	0-1	
	74			1717.5	132047	21.82	23	0-1	
				1745	132322	21.27	23	0-1	
				1772.5	132597	21.10	23	0-1	
	36 RB			0	1717.5	132047	20.51	22	0-2
					1745	132322	20.37	22	0-2
					1772.5	132597	20.52	22	0-2
			18	1717.5	132047	20.55	22	0-2	
				1745	132322	20.37	22	0-2	
				1772.5	132597	20.51	22	0-2	
			37	1717.5	132047	20.27	22	0-2	
				1745	132322	20.37	22	0-2	
				1772.5	132597	20.23	22	0-2	
	75RB		1717.5	132047	20.49	22	0-2		
			1745	132322	20.29	22	0-2		
			1772.5	132597	20.40	22	0-2		

Unless otherwise stated the results shown in this test report refer only to the sample(s) tested and such sample(s) are retained for 90 days only.

除非另有說明，此報告結果僅對測試之樣品負責，同時此樣品僅保留90天。本報告未經本公司書面許可，不可部份複製。

This document is issued by the Company subject to its General Conditions of Service printed overleaf, available on request or accessible at www.sgs.com/terms_and_conditions.htm and for electronic format documents, subject to Terms and Conditions for Electronic Documents at www.sgs.com/terms_e-document.htm. Attention is drawn to the limitation of liability, indemnification and jurisdiction issues defined therein. Any holder of this document is advised that information contained hereon reflects the Company's findings at the time of its intervention only and within the limits of Client's instructions, if any. The Company's sole responsibility is to its Client and this document does not exonerate parties to a transaction from exercising all their rights and obligations under the transaction documents. This document cannot be reproduced except in full, without prior written approval of the Company. Any unauthorized alteration, forgery or falsification of the content or appearance of this document is unlawful and offenders may be prosecuted to the fullest extent of the law.

FDD Band 66									
BW(Mhz)	Modulation	RB Size	RB Offset	Frequency (MHz)	Channel	Conducted power (dBm)	Target Power + Max. Tolerance (dBm)	MPR Allowed per 3GPP(dB)	
10	QPSK	1 RB	0	1715	132022	22.17	24	0	
				1745	132322	22.17	24	0	
				1775	132622	22.22	24	0	
			25	1715	132022	22.66	24	0	
				1745	132322	22.43	24	0	
				1775	132622	22.66	24	0	
			49	1715	132022	22.22	24	0	
				1745	132322	22.28	24	0	
				1775	132622	22.31	24	0	
		25 RB	0	1715	132022	21.52	23	0-1	
				1745	132322	21.39	23	0-1	
				1775	132622	21.75	23	0-1	
			12	1715	132022	21.51	23	0-1	
				1745	132322	21.41	23	0-1	
				1775	132622	21.65	23	0-1	
			25	1715	132022	21.35	23	0-1	
				1745	132322	21.36	23	0-1	
				1775	132622	21.43	23	0-1	
		50RB	1715	132022	21.47	23	0-1		
			1745	132322	21.41	23	0-1		
			1775	132622	21.55	23	0-1		
		16-QAM	1 RB	0	1715	132022	21.19	23	0-1
					1745	132322	21.29	23	0-1
					1775	132622	21.58	23	0-1
	25			1715	132022	21.90	23	0-1	
				1745	132322	21.86	23	0-1	
				1775	132622	22.16	23	0-1	
	49			1715	132022	21.76	23	0-1	
				1745	132322	21.26	23	0-1	
				1775	132622	21.21	23	0-1	
	25 RB		0	1715	132022	20.45	22	0-2	
				1745	132322	20.31	22	0-2	
				1775	132622	20.52	22	0-2	
			12	1715	132022	20.67	22	0-2	
				1745	132322	20.41	22	0-2	
				1775	132622	20.49	22	0-2	
			25	1715	132022	20.24	22	0-2	
				1745	132322	20.34	22	0-2	
				1775	132622	20.36	22	0-2	
	50RB		1715	132022	20.41	22	0-2		
			1745	132322	20.33	22	0-2		
			1775	132622	20.40	22	0-2		

Unless otherwise stated the results shown in this test report refer only to the sample(s) tested and such sample(s) are retained for 90 days only.

除非另有說明，此報告結果僅對測試之樣品負責，同時此樣品僅保留90天。本報告未經本公司書面許可，不可部份複製。

This document is issued by the Company subject to its General Conditions of Service printed overleaf, available on request or accessible at www.sgs.com/terms_and_conditions.htm and for electronic format documents, subject to Terms and Conditions for Electronic Documents at www.sgs.com/terms_e-document.htm. Attention is drawn to the limitation of liability, indemnification and jurisdiction issues defined therein. Any holder of this document is advised that information contained hereon reflects the Company's findings at the time of its intervention only and within the limits of Client's instructions, if any. The Company's sole responsibility is to its Client and this document does not exonerate parties to a transaction from exercising all their rights and obligations under the transaction documents. This document cannot be reproduced except in full, without prior written approval of the Company. Any unauthorized alteration, forgery or falsification of the content or appearance of this document is unlawful and offenders may be prosecuted to the fullest extent of the law.

FDD Band 66									
BW(Mhz)	Modulation	RB Size	RB Offset	Frequency (MHz)	Channel	Conducted power (dBm)	Target Power + Max. Tolerance (dBm)	MPR Allowed per 3GPP(dB)	
5	QPSK	1 RB	0	1712.5	131997	22.20	24	0	
				1745	132322	22.14	24	0	
				1777.5	132647	22.15	24	0	
			12	1712.5	131997	22.59	24	0	
				1745	132322	22.47	24	0	
				1777.5	132647	22.63	24	0	
		24	1712.5	131997	22.29	24	0		
			1745	132322	22.23	24	0		
			1777.5	132647	22.30	24	0		
		12 RB	0	1712.5	131997	21.45	23	0-1	
				1745	132322	21.28	23	0-1	
				1777.5	132647	21.65	23	0-1	
			6	1712.5	131997	21.44	23	0-1	
				1745	132322	21.44	23	0-1	
				1777.5	132647	21.58	23	0-1	
			13	1712.5	131997	21.29	23	0-1	
				1745	132322	21.25	23	0-1	
				1777.5	132647	21.40	23	0-1	
			25RB	1712.5	131997	21.47	23	0-1	
				1745	132322	21.37	23	0-1	
				1777.5	132647	21.63	23	0-1	
		16-QAM	1 RB	0	1712.5	131997	21.23	23	0-1
					1745	132322	21.22	23	0-1
					1777.5	132647	21.56	23	0-1
	12			1712.5	131997	21.88	23	0-1	
				1745	132322	21.91	23	0-1	
				1777.5	132647	22.15	23	0-1	
	24			1712.5	131997	21.81	23	0-1	
				1745	132322	21.24	23	0-1	
				1777.5	132647	21.14	23	0-1	
	12 RB			0	1712.5	131997	20.49	22	0-2
					1745	132322	20.28	22	0-2
					1777.5	132647	20.41	22	0-2
			6	1712.5	131997	20.71	22	0-2	
				1745	132322	20.54	22	0-2	
				1777.5	132647	20.62	22	0-2	
			13	1712.5	131997	20.42	22	0-2	
				1745	132322	20.40	22	0-2	
				1777.5	132647	20.23	22	0-2	
			25RB	1712.5	131997	20.41	22	0-2	
				1745	132322	20.24	22	0-2	
				1777.5	132647	20.36	22	0-2	

Unless otherwise stated the results shown in this test report refer only to the sample(s) tested and such sample(s) are retained for 90 days only.

除非另有說明，此報告結果僅對測試之樣品負責，同時此樣品僅保留90天。本報告未經本公司書面許可，不可部份複製。

This document is issued by the Company subject to its General Conditions of Service printed overleaf, available on request or accessible at www.sgs.com/terms_and_conditions.htm and for electronic format documents, subject to Terms and Conditions for Electronic Documents at www.sgs.com/terms_e-document.htm. Attention is drawn to the limitation of liability, indemnification and jurisdiction issues defined therein. Any holder of this document is advised that information contained hereon reflects the Company's findings at the time of its intervention only and within the limits of Client's instructions, if any. The Company's sole responsibility is to its Client and this document does not exonerate parties to a transaction from exercising all their rights and obligations under the transaction documents. This document cannot be reproduced except in full, without prior written approval of the Company. Any unauthorized alteration, forgery or falsification of the content or appearance of this document is unlawful and offenders may be prosecuted to the fullest extent of the law.

FDD Band 66									
BW(Mhz)	Modulation	RB Size	RB Offset	Frequency (MHz)	Channel	Conducted power (dBm)	Target Power + Max. Tolerance (dBm)	MPR Allowed per 3GPP(dB)	
3	QPSK	1 RB	0	1711.5	131987	22.25	24	0	
				1745	132322	22.24	24	0	
				1778.5	132657	22.33	24	0	
			7	1711.5	131987	22.59	24	0	
				1745	132322	22.31	24	0	
				1778.5	132657	22.64	24	0	
		14	1711.5	131987	22.40	24	0		
			1745	132322	22.20	24	0		
			1778.5	132657	22.28	24	0		
		8 RB	0	1711.5	131987	21.53	23	0-1	
				1745	132322	21.34	23	0-1	
				1778.5	132657	21.67	23	0-1	
			4	1711.5	131987	21.53	23	0-1	
				1745	132322	21.38	23	0-1	
				1778.5	132657	21.54	23	0-1	
			7	1711.5	131987	21.25	23	0-1	
				1745	132322	21.22	23	0-1	
				1778.5	132657	21.35	23	0-1	
			15RB	1711.5	131987	21.42	23	0-1	
				1745	132322	21.28	23	0-1	
				1778.5	132657	21.46	23	0-1	
		16-QAM	1 RB	0	1711.5	131987	21.12	23	0-1
					1745	132322	21.19	23	0-1
					1778.5	132657	21.50	23	0-1
	7			1711.5	131987	21.87	23	0-1	
				1745	132322	21.89	23	0-1	
				1778.5	132657	22.11	23	0-1	
	14		1711.5	131987	21.92	23	0-1		
			1745	132322	21.18	23	0-1		
			1778.5	132657	21.26	23	0-1		
	8 RB		0	1711.5	131987	20.49	22	0-2	
				1745	132322	20.32	22	0-2	
				1778.5	132657	20.38	22	0-2	
			4	1711.5	131987	20.54	22	0-2	
				1745	132322	20.40	22	0-2	
				1778.5	132657	20.57	22	0-2	
			7	1711.5	131987	20.35	22	0-2	
				1745	132322	20.46	22	0-2	
				1778.5	132657	20.40	22	0-2	
	15RB		1711.5	131987	20.53	22	0-2		
			1745	132322	20.23	22	0-2		
			1778.5	132657	20.47	22	0-2		

Unless otherwise stated the results shown in this test report refer only to the sample(s) tested and such sample(s) are retained for 90 days only.

除非另有說明，此報告結果僅對測試之樣品負責，同時此樣品僅保留90天。本報告未經本公司書面許可，不可部份複製。

This document is issued by the Company subject to its General Conditions of Service printed overleaf, available on request or accessible at www.sgs.com/terms_and_conditions.htm and for electronic format documents, subject to Terms and Conditions for Electronic Documents at www.sgs.com/terms_e-document.htm. Attention is drawn to the limitation of liability, indemnification and jurisdiction issues defined therein. Any holder of this document is advised that information contained hereon reflects the Company's findings at the time of its intervention only and within the limits of Client's instructions, if any. The Company's sole responsibility is to its Client and this document does not exonerate parties to a transaction from exercising all their rights and obligations under the transaction documents. This document cannot be reproduced except in full, without prior written approval of the Company. Any unauthorized alteration, forgery or falsification of the content or appearance of this document is unlawful and offenders may be prosecuted to the fullest extent of the law.

FDD Band 66									
BW(Mhz)	Modulation	RB Size	RB Offset	Frequency (MHz)	Channel	Conducted power (dBm)	Target Power + Max. Tolerance (dBm)	MPR Allowed per 3GPP(dB)	
1.4	QPSK	1 RB	0	1710.7	131979	22.48	24	0	
				1745	132322	22.34	24	0	
				1779.3	132665	22.34	24	0	
			2	1710.7	131979	22.43	24	0	
				1745	132322	22.43	24	0	
				1779.3	132665	22.40	24	0	
		5	1710.7	131979	22.45	24	0		
			1745	132322	22.34	24	0		
			1779.3	132665	22.29	24	0		
		3 RB	0	1710.7	131979	22.53	24	0	
				1745	132322	22.48	24	0	
				1779.3	132665	22.30	24	0	
			2	1710.7	131979	22.67	24	0	
				1745	132322	22.54	24	0	
				1779.3	132665	22.52	24	0	
			3	1710.7	131979	22.61	24	0	
				1745	132322	22.55	24	0	
				1779.3	132665	22.37	24	0	
		6RB	1710.7	131979	21.50	23	0-1		
			1745	132322	21.41	23	0-1		
			1779.3	132665	21.30	23	0-1		
		16-QAM	1 RB	0	1710.7	131979	21.84	23	0-1
					1745	132322	21.61	23	0-1
					1779.3	132665	21.88	23	0-1
	2			1710.7	131979	21.56	23	0-1	
				1745	132322	21.69	23	0-1	
				1779.3	132665	21.80	23	0-1	
	5			1710.7	131979	21.55	23	0-1	
				1745	132322	21.54	23	0-1	
				1779.3	132665	21.59	23	0-1	
	3 RB		0	1710.7	131979	21.62	23	0-1	
				1745	132322	21.44	23	0-1	
				1779.3	132665	21.30	23	0-1	
			2	1710.7	131979	21.58	23	0-1	
				1745	132322	21.54	23	0-1	
				1779.3	132665	21.27	23	0-1	
			3	1710.7	131979	21.42	23	0-1	
				1745	132322	21.50	23	0-1	
				1779.3	132665	21.17	23	0-1	
	6RB		1710.7	131979	20.52	22	0-2		
			1745	132322	20.53	22	0-2		
			1779.3	132665	20.40	22	0-2		

Unless otherwise stated the results shown in this test report refer only to the sample(s) tested and such sample(s) are retained for 90 days only.

除非另有說明，此報告結果僅對測試之樣品負責，同時此樣品僅保留90天。本報告未經本公司書面許可，不可部份複製。

This document is issued by the Company subject to its General Conditions of Service printed overleaf, available on request or accessible at www.sgs.com/terms_and_conditions.htm and for electronic format documents, subject to Terms and Conditions for Electronic Documents at www.sgs.com/terms_e-document.htm. Attention is drawn to the limitation of liability, indemnification and jurisdiction issues defined therein. Any holder of this document is advised that information contained hereon reflects the Company's findings at the time of its intervention only and within the limits of Client's instructions, if any. The Company's sole responsibility is to its Client and this document does not exonerate parties to a transaction from exercising all their rights and obligations under the transaction documents. This document cannot be reproduced except in full, without prior written approval of the Company. Any unauthorized alteration, forgery or falsification of the content or appearance of this document is unlawful and offenders may be prosecuted to the fullest extent of the law.

LTE TDD Band 38 / Band 41 power table (Full power):

TDD Band 38									
BW(Mhz)	Modulation	RB Size	RB Offset	Frequency (MHz)	Channel	Conducted power (dBm)	Target Power + Max. Tolerance (dBm)	MPR Allowed per 3GPP(dB)	
20	QPSK	1 RB	0	2580	37850	23.04	24	0	
				2595	38000	22.99	24	0	
				2610	38150	22.86	24	0	
			50	2580	37850	22.29	24	0	
				2595	38000	22.25	24	0	
				2610	38150	22.24	24	0	
			99	2580	37850	22.44	24	0	
				2595	38000	22.34	24	0	
				2610	38150	22.28	24	0	
		50 RB	0	2580	37850	21.89	23	0-1	
				2595	38000	21.55	23	0-1	
				2610	38150	21.52	23	0-1	
			25	2580	37850	21.49	23	0-1	
				2595	38000	21.26	23	0-1	
				2610	38150	21.20	23	0-1	
			50	2580	37850	21.39	23	0-1	
				2595	38000	21.25	23	0-1	
				2610	38150	21.27	23	0-1	
		100RB	2580	37850	21.75	23	0-1		
			2595	38000	21.48	23	0-1		
			2610	38150	21.34	23	0-1		
		16-QAM	1 RB	0	2580	37850	22.30	23	0-1
					2595	38000	22.27	23	0-1
					2610	38150	22.13	23	0-1
	50			2580	37850	21.67	23	0-1	
				2595	38000	21.39	23	0-1	
				2610	38150	21.53	23	0-1	
	99			2580	37850	21.61	23	0-1	
				2595	38000	21.69	23	0-1	
				2610	38150	21.55	23	0-1	
	50 RB			0	2580	37850	20.86	22	0-2
					2595	38000	20.64	22	0-2
					2610	38150	20.58	22	0-2
			25	2580	37850	20.50	22	0-2	
				2595	38000	20.40	22	0-2	
				2610	38150	20.32	22	0-2	
			50	2580	37850	20.46	22	0-2	
				2595	38000	20.29	22	0-2	
				2610	38150	20.26	22	0-2	
			100RB	2580	37850	20.62	22	0-2	
				2595	38000	20.40	22	0-2	
				2610	38150	20.33	22	0-2	

Unless otherwise stated the results shown in this test report refer only to the sample(s) tested and such sample(s) are retained for 90 days only.

除非另有說明，此報告結果僅對測試之樣品負責，同時此樣品僅保留90天。本報告未經本公司書面許可，不可部份複製。

This document is issued by the Company subject to its General Conditions of Service printed overleaf, available on request or accessible at www.sgs.com/terms_and_conditions.htm and for electronic format documents, subject to Terms and Conditions for Electronic Documents at www.sgs.com/terms_e-document.htm. Attention is drawn to the limitation of liability, indemnification and jurisdiction issues defined therein. Any holder of this document is advised that information contained hereon reflects the Company's findings at the time of its intervention only and within the limits of Client's instructions, if any. The Company's sole responsibility is to its Client and this document does not exonerate parties to a transaction from exercising all their rights and obligations under the transaction documents. This document cannot be reproduced except in full, without prior written approval of the Company. Any unauthorized alteration, forgery or falsification of the content or appearance of this document is unlawful and offenders may be prosecuted to the fullest extent of the law.

TDD Band 38											
BW(Mhz)	Modulation	RB Size	RB Offset	Frequency (MHz)	Channel	Conducted power (dBm)	Target Power + Max. Tolerance (dBm)	MPR Allowed per 3GPP(dB)			
15	QPSK	1 RB	0	2577.5	37825	22.95	24	0			
				2595	38000	22.79	24	0			
				2612.5	38175	22.75	24	0			
			36	2577.5	37825	22.09	24	0			
				2595	38000	22.21	24	0			
				2612.5	38175	22.23	24	0			
		74	2577.5	37825	22.39	24	0				
			2595	38000	22.31	24	0				
			2612.5	38175	22.22	24	0				
		36 RB	0	2577.5	37825	21.82	38000	21.82	23	0-1	
				2595	38000	21.38	23	0-1			
				2612.5	38175	21.51	23	0-1			
			18	2577.5	37825	21.33	23	0-1			
				2595	38000	21.21	23	0-1			
				2612.5	38175	21.13	23	0-1			
			37	2577.5	37825	21.27	23	0-1			
				2595	38000	21.13	23	0-1			
				2612.5	38175	21.15	23	0-1			
			75RB	2577.5	37825	21.69	23	0-1			
				2595	38000	21.44	23	0-1			
				2612.5	38175	21.21	23	0-1			
		16-QAM	1 RB	0	2577.5	37825	22.22	23	0-1		
					2595	38000	22.09	23	0-1		
					2612.5	38175	22.10	23	0-1		
	36			2577.5	37825	21.59	23	0-1			
				2595	38000	21.36	23	0-1			
				2612.5	38175	21.39	23	0-1			
	74			2577.5	37825	21.53	23	0-1			
				2595	38000	21.62	23	0-1			
				2612.5	38175	21.38	23	0-1			
	36 RB			0	2577.5	37825	20.80	38000	20.80	22	0-2
					2595	38000	20.61	22	0-2		
					2612.5	38175	20.39	22	0-2		
			18	2577.5	37825	20.30	22	0-2			
				2595	38000	20.37	22	0-2			
				2612.5	38175	20.23	22	0-2			
			37	2577.5	37825	20.27	22	0-2			
				2595	38000	20.18	22	0-2			
				2612.5	38175	20.12	22	0-2			
	75RB		2577.5	37825	20.46	22	0-2				
			2595	38000	20.28	22	0-2				
			2612.5	38175	20.23	22	0-2				

Unless otherwise stated the results shown in this test report refer only to the sample(s) tested and such sample(s) are retained for 90 days only.

除非另有說明，此報告結果僅對測試之樣品負責，同時此樣品僅保留90天。本報告未經本公司書面許可，不可部份複製。

This document is issued by the Company subject to its General Conditions of Service printed overleaf, available on request or accessible at www.sgs.com/terms_and_conditions.htm and for electronic format documents, subject to Terms and Conditions for Electronic Documents at www.sgs.com/terms_e-document.htm. Attention is drawn to the limitation of liability, indemnification and jurisdiction issues defined therein. Any holder of this document is advised that information contained hereon reflects the Company's findings at the time of its intervention only and within the limits of Client's instructions, if any. The Company's sole responsibility is to its Client and this document does not exonerate parties to a transaction from exercising all their rights and obligations under the transaction documents. This document cannot be reproduced except in full, without prior written approval of the Company. Any unauthorized alteration, forgery or falsification of the content or appearance of this document is unlawful and offenders may be prosecuted to the fullest extent of the law.

TDD Band 38									
BW(Mhz)	Modulation	RB Size	RB Offset	Frequency (MHz)	Channel	Conducted power (dBm)	Target Power + Max. Tolerance (dBm)	MPR Allowed per 3GPP(dB)	
10	QPSK	1 RB	0	2575	37800	23.03	24	0	
				2595	38000	22.80	24	0	
				2615	38200	22.67	24	0	
			25	2575	37800	22.25	24	0	
				2595	38000	22.19	24	0	
				2615	38200	22.16	24	0	
		49	2575	37800	22.30	24	0		
			2595	38000	22.21	24	0		
			2615	38200	22.14	24	0		
		25 RB	0	2575	37800	21.88	23	0-1	
				2595	38000	21.46	23	0-1	
				2615	38200	21.36	23	0-1	
			12	2575	37800	21.38	23	0-1	
				2595	38000	21.25	23	0-1	
				2615	38200	21.05	23	0-1	
		25	2575	37800	21.32	23	0-1		
			2595	38000	21.11	23	0-1		
			2615	38200	21.19	23	0-1		
		50RB	2575	37800	21.62	23	0-1		
			2595	38000	21.45	23	0-1		
			2615	38200	21.21	23	0-1		
		16-QAM	1 RB	0	2575	37800	22.22	23	0-1
					2595	38000	22.22	23	0-1
					2615	38200	21.99	23	0-1
	25			2575	37800	21.48	23	0-1	
				2595	38000	21.23	23	0-1	
				2615	38200	21.44	23	0-1	
	49			2575	37800	21.55	23	0-1	
				2595	38000	21.56	23	0-1	
				2615	38200	21.49	23	0-1	
	25 RB			0	2575	37800	20.69	22	0-2
					2595	38000	20.47	22	0-2
					2615	38200	20.56	22	0-2
			12	2575	37800	20.48	22	0-2	
				2595	38000	20.28	22	0-2	
				2615	38200	20.31	22	0-2	
	25		2575	37800	20.34	22	0-2		
			2595	38000	20.28	22	0-2		
			2615	38200	20.24	22	0-2		
	50RB		2575	37800	20.56	22	0-2		
			2595	38000	20.24	22	0-2		
			2615	38200	20.20	22	0-2		

Unless otherwise stated the results shown in this test report refer only to the sample(s) tested and such sample(s) are retained for 90 days only.

除非另有說明，此報告結果僅對測試之樣品負責，同時此樣品僅保留90天。本報告未經本公司書面許可，不可部份複製。

This document is issued by the Company subject to its General Conditions of Service printed overleaf, available on request or accessible at www.sgs.com/terms_and_conditions.htm and for electronic format documents, subject to Terms and Conditions for Electronic Documents at www.sgs.com/terms_e-document.htm. Attention is drawn to the limitation of liability, indemnification and jurisdiction issues defined therein. Any holder of this document is advised that information contained hereon reflects the Company's findings at the time of its intervention only and within the limits of Client's instructions, if any. The Company's sole responsibility is to its Client and this document does not exonerate parties to a transaction from exercising all their rights and obligations under the transaction documents. This document cannot be reproduced except in full, without prior written approval of the Company. Any unauthorized alteration, forgery or falsification of the content or appearance of this document is unlawful and offenders may be prosecuted to the fullest extent of the law.

TDD Band 38											
BW(Mhz)	Modulation	RB Size	RB Offset	Frequency (MHz)	Channel	Conducted power (dBm)	Target Power + Max. Tolerance (dBm)	MPR Allowed per 3GPP(dB)			
5	QPSK	1 RB	0	2572.5	37775	22.91	24	0			
				2595	38000	22.98	24	0			
				2617.5	38225	22.72	24	0			
			12	2572.5	37775	22.19	24	0			
				2595	38000	22.24	24	0			
				2617.5	38225	22.14	24	0			
		24	2572.5	37775	22.41	24	0				
			2595	38000	22.31	24	0				
			2617.5	38225	22.27	24	0				
		12 RB	0	2572.5	37775	21.84	38000	21.43	23	0-1	
				2595	38000	21.45	38225	21.45	23	0-1	
				2617.5	38225	21.45	38225	21.45	23	0-1	
			6	2572.5	37775	21.38	38000	21.38	23	0-1	
				2595	38000	21.23	38000	21.23	23	0-1	
				2617.5	38225	21.05	38225	21.05	23	0-1	
			13	2572.5	37775	21.30	38000	21.30	23	0-1	
				2595	38000	21.22	38000	21.22	23	0-1	
				2617.5	38225	21.07	38225	21.07	23	0-1	
			25RB	2572.5	37775	21.74	38000	21.74	23	0-1	
				2595	38000	21.31	38000	21.31	23	0-1	
				2617.5	38225	21.20	38225	21.20	23	0-1	
		16-QAM	1 RB	0	2572.5	37775	22.25	23	0-1		
					2595	38000	22.22	23	0-1		
					2617.5	38225	22.06	23	0-1		
	12			2572.5	37775	21.63	38000	21.63	23	0-1	
				2595	38000	21.28	38000	21.28	23	0-1	
				2617.5	38225	21.34	38225	21.34	23	0-1	
	24			2572.5	37775	21.55	38000	21.55	23	0-1	
				2595	38000	21.60	38000	21.60	23	0-1	
				2617.5	38225	21.38	38225	21.38	23	0-1	
	12 RB			0	2572.5	37775	20.85	38000	20.85	22	0-2
					2595	38000	20.52	38000	20.52	22	0-2
					2617.5	38225	20.44	38225	20.44	22	0-2
			6	2572.5	37775	20.48	38000	20.48	22	0-2	
				2595	38000	20.34	38000	20.34	22	0-2	
				2617.5	38225	20.30	38225	20.30	22	0-2	
			13	2572.5	37775	20.45	38000	20.45	22	0-2	
				2595	38000	20.13	38000	20.13	22	0-2	
				2617.5	38225	20.13	38225	20.13	22	0-2	
			25RB	2572.5	37775	20.49	38000	20.49	22	0-2	
				2595	38000	20.28	38000	20.28	22	0-2	
				2617.5	38225	20.27	38225	20.27	22	0-2	

Unless otherwise stated the results shown in this test report refer only to the sample(s) tested and such sample(s) are retained for 90 days only.

除非另有說明，此報告結果僅對測試之樣品負責，同時此樣品僅保留90天。本報告未經本公司書面許可，不可部份複製。

This document is issued by the Company subject to its General Conditions of Service printed overleaf, available on request or accessible at www.sgs.com/terms_and_conditions.htm and for electronic format documents, subject to Terms and Conditions for Electronic Documents at www.sgs.com/terms_e-document.htm. Attention is drawn to the limitation of liability, indemnification and jurisdiction issues defined therein. Any holder of this document is advised that information contained hereon reflects the Company's findings at the time of its intervention only and within the limits of Client's instructions, if any. The Company's sole responsibility is to its Client and this document does not exonerate parties to a transaction from exercising all their rights and obligations under the transaction documents. This document cannot be reproduced except in full, without prior written approval of the Company. Any unauthorized alteration, forgery or falsification of the content or appearance of this document is unlawful and offenders may be prosecuted to the fullest extent of the law.

TDD Band 41								
BW(Mhz)	Modulation	RB Size	RB Offset	Frequency (MHz)	Channel	Conducted power (dBm)	Target Power + Max. Tolerance (dBm)	MPR Allowed per 3GPP(dB)
20	QPSK	1 RB	0	2506	39750	22.05	24	0
				2549.5	40185	22.70	24	0
				2593	40620	22.88	24	0
				2636.5	41055	23.04	24	0
			50	2680	41490	22.45	24	0
				2506	39750	22.08	24	0
				2549.5	40185	22.87	24	0
				2593	40620	23.18	24	0
			99	2636.5	41055	22.75	24	0
				2680	41490	22.15	24	0
				2506	39750	22.24	24	0
				2549.5	40185	22.87	24	0
		50 RB	0	2593	40620	23.05	24	0
				2636.5	41055	22.72	24	0
				2680	41490	22.13	24	0
				2506	39750	21.13	23	0-1
			25	2549.5	40185	21.87	23	0-1
				2593	40620	22.04	23	0-1
				2636.5	41055	22.01	23	0-1
				2680	41490	21.37	23	0-1
			50	2506	39750	21.24	23	0-1
				2549.5	40185	22.01	23	0-1
				2593	40620	22.13	23	0-1
				2636.5	41055	21.98	23	0-1
			100RB	2680	41490	21.39	23	0-1
				2506	39750	21.36	23	0-1
				2549.5	40185	22.02	23	0-1
				2593	40620	22.20	23	0-1
		2636.5		41055	21.96	23	0-1	
		2680		41490	21.28	23	0-1	
		2506		39750	21.10	23	0-1	
		2549.5		40185	21.91	23	0-1	
2593	40620	22.06	23	0-1				
2636.5	41055	21.96	23	0-1				
2680	41490	21.27	23	0-1				

Unless otherwise stated the results shown in this test report refer only to the sample(s) tested and such sample(s) are retained for 90 days only.

除非另有說明，此報告結果僅對測試之樣品負責，同時此樣品僅保留90天。本報告未經本公司書面許可，不可部份複製。

This document is issued by the Company subject to its General Conditions of Service printed overleaf, available on request or accessible at www.sgs.com/terms_and_conditions.htm and for electronic format documents, subject to Terms and Conditions for Electronic Documents at www.sgs.com/terms_e-document.htm. Attention is drawn to the limitation of liability, indemnification and jurisdiction issues defined therein. Any holder of this document is advised that information contained hereon reflects the Company's findings at the time of its intervention only and within the limits of Client's instructions, if any. The Company's sole responsibility is to its Client and this document does not exonerate parties to a transaction from exercising all their rights and obligations under the transaction documents. This document cannot be reproduced except in full, without prior written approval of the Company. Any unauthorized alteration, forgery or falsification of the content or appearance of this document is unlawful and offenders may be prosecuted to the fullest extent of the law.

TDD Band 41									
BW(Mhz)	Modulation	RB Size	RB Offset	Frequency (MHz)	Channel	Conducted power (dBm)	Target Power + Max. Tolerance (dBm)	MPR Allowed per 3GPP(dB)	
20	16-QAM	1 RB	0	2506	39750	21.24	23	0-1	
				2549.5	40185	21.95	23	0-1	
				2593	40620	22.10	23	0-1	
				2636.5	41055	22.14	23	0-1	
				2680	41490	21.70	23	0-1	
			50	2506	39750	21.41	23	0-1	
				2549.5	40185	22.08	23	0-1	
				2593	40620	22.29	23	0-1	
				2636.5	41055	22.04	23	0-1	
				2680	41490	21.51	23	0-1	
				99	2506	39750	21.70	23	0-1
					2549.5	40185	22.24	23	0-1
		2593	40620		22.37	23	0-1		
		2636.5	41055		22.02	23	0-1		
		50 RB	0	2506	39750	20.10	22	0-2	
				2549.5	40185	20.93	22	0-2	
				2593	40620	21.04	22	0-2	
				2636.5	41055	21.07	22	0-2	
				2680	41490	20.43	22	0-2	
			25	2506	39750	20.17	22	0-2	
				2549.5	40185	20.99	22	0-2	
				2593	40620	21.19	22	0-2	
				2636.5	41055	21.08	22	0-2	
				2680	41490	20.41	22	0-2	
				50	2506	39750	20.46	22	0-2
					2549.5	40185	21.01	22	0-2
			2593		40620	21.13	22	0-2	
			2636.5		41055	20.96	22	0-2	
			2680		41490	20.33	22	0-2	
			100RB		2506	39750	20.12	22	0-2
					2549.5	40185	21.01	22	0-2
					2593	40620	21.16	22	0-2
2636.5	41055			21.03	22	0-2			
2680	41490			20.39	22	0-2			

Unless otherwise stated the results shown in this test report refer only to the sample(s) tested and such sample(s) are retained for 90 days only.

除非另有說明，此報告結果僅對測試之樣品負責，同時此樣品僅保留90天。本報告未經本公司書面許可，不可部份複製。

This document is issued by the Company subject to its General Conditions of Service printed overleaf, available on request or accessible at www.sgs.com/terms_and_conditions.htm and for electronic format documents, subject to Terms and Conditions for Electronic Documents at www.sgs.com/terms_e-document.htm. Attention is drawn to the limitation of liability, indemnification and jurisdiction issues defined therein. Any holder of this document is advised that information contained hereon reflects the Company's findings at the time of its intervention only and within the limits of Client's instructions, if any. The Company's sole responsibility is to its Client and this document does not exonerate parties to a transaction from exercising all their rights and obligations under the transaction documents. This document cannot be reproduced except in full, without prior written approval of the Company. Any unauthorized alteration, forgery or falsification of the content or appearance of this document is unlawful and offenders may be prosecuted to the fullest extent of the law.

TDD Band 41								
BW(Mhz)	Modulation	RB Size	RB Offset	Frequency (MHz)	Channel	Conducted power (dBm)	Target Power + Max. Tolerance (dBm)	MPR Allowed per 3GPP(dB)
15	QPSK	1 RB	0	2503.5	39725	22.08	24	0
				2548.3	40173	22.65	24	0
				2593	40620	22.75	24	0
				2637.8	41068	22.98	24	0
				2682.5	41515	22.37	24	0
			36	2503.5	39725	22.06	24	0
				2548.3	40173	22.67	24	0
				2593	40620	23.07	24	0
				2637.8	41068	22.71	24	0
				2682.5	41515	22.05	24	0
			74	2503.5	39725	22.19	24	0
				2548.3	40173	22.70	24	0
				2593	40620	23.00	24	0
				2637.8	41068	22.65	24	0
				2682.5	41515	22.07	24	0
		36 RB	0	2503.5	39725	22.05	23	0-1
				2548.3	40173	21.84	23	0-1
				2593	40620	22.02	23	0-1
				2637.8	41068	21.96	23	0-1
				2682.5	41515	21.29	23	0-1
			18	2503.5	39725	21.17	23	0-1
				2548.3	40173	21.89	23	0-1
				2593	40620	21.97	23	0-1
				2637.8	41068	21.94	23	0-1
				2682.5	41515	21.21	23	0-1
			37	2503.5	39725	21.17	23	0-1
				2548.3	40173	21.82	23	0-1
				2593	40620	22.03	23	0-1
				2637.8	41068	21.85	23	0-1
				2682.5	41515	21.25	23	0-1
		75RB	2503.5	39725	21.97	23	0-1	
			2548.3	40173	21.77	23	0-1	
			2593	40620	21.90	23	0-1	
			2637.8	41068	21.83	23	0-1	
			2682.5	41515	21.23	23	0-1	

Unless otherwise stated the results shown in this test report refer only to the sample(s) tested and such sample(s) are retained for 90 days only.

除非另有說明，此報告結果僅對測試之樣品負責，同時此樣品僅保留90天。本報告未經本公司書面許可，不可部份複製。

This document is issued by the Company subject to its General Conditions of Service printed overleaf, available on request or accessible at www.sgs.com/terms_and_conditions.htm and for electronic format documents, subject to Terms and Conditions for Electronic Documents at www.sgs.com/terms_e-document.htm. Attention is drawn to the limitation of liability, indemnification and jurisdiction issues defined therein. Any holder of this document is advised that information contained hereon reflects the Company's findings at the time of its intervention only and within the limits of Client's instructions, if any. The Company's sole responsibility is to its Client and this document does not exonerate parties to a transaction from exercising all their rights and obligations under the transaction documents. This document cannot be reproduced except in full, without prior written approval of the Company. Any unauthorized alteration, forgery or falsification of the content or appearance of this document is unlawful and offenders may be prosecuted to the fullest extent of the law.

TDD Band 41								
BW(Mhz)	Modulation	RB Size	RB Offset	Frequency (MHz)	Channel	Conducted power (dBm)	Target Power + Max. Tolerance (dBm)	MPR Allowed per 3GPP(dB)
15	16-QAM	1 RB	0	2503.5	39725	21.04	23	0-1
				2548.3	40173	21.83	23	0-1
				2593	40620	22.03	23	0-1
				2637.8	41068	21.94	23	0-1
				2682.5	41515	21.61	23	0-1
			36	2503.5	39725	21.40	23	0-1
				2548.3	40173	21.92	23	0-1
				2593	40620	22.09	23	0-1
				2637.8	41068	22.00	23	0-1
				2682.5	41515	21.43	23	0-1
			74	2503.5	39725	21.54	23	0-1
				2548.3	40173	22.12	23	0-1
				2593	40620	22.20	23	0-1
				2637.8	41068	21.85	23	0-1
				2682.5	41515	21.30	23	0-1
		36 RB	0	2503.5	39725	20.99	22	0-2
				2548.3	40173	20.89	22	0-2
				2593	40620	20.98	22	0-2
				2637.8	41068	21.06	22	0-2
				2682.5	41515	20.31	22	0-2
			18	2503.5	39725	20.07	22	0-2
				2548.3	40173	20.84	22	0-2
				2593	40620	21.18	22	0-2
				2637.8	41068	20.91	22	0-2
				2682.5	41515	20.35	22	0-2
			37	2503.5	39725	20.40	22	0-2
				2548.3	40173	20.82	22	0-2
				2593	40620	21.12	22	0-2
				2637.8	41068	20.84	22	0-2
				2682.5	41515	20.31	22	0-2
75RB	2503.5	39725	20.11	22	0-2			
	2548.3	40173	20.86	22	0-2			
	2593	40620	21.13	22	0-2			
	2637.8	41068	21.02	22	0-2			
	2682.5	41515	20.24	22	0-2			

Unless otherwise stated the results shown in this test report refer only to the sample(s) tested and such sample(s) are retained for 90 days only.

除非另有說明，此報告結果僅對測試之樣品負責，同時此樣品僅保留90天。本報告未經本公司書面許可，不可部份複製。

This document is issued by the Company subject to its General Conditions of Service printed overleaf, available on request or accessible at www.sgs.com/terms_and_conditions.htm and for electronic format documents, subject to Terms and Conditions for Electronic Documents at www.sgs.com/terms_e-document.htm. Attention is drawn to the limitation of liability, indemnification and jurisdiction issues defined therein. Any holder of this document is advised that information contained hereon reflects the Company's findings at the time of its intervention only and within the limits of Client's instructions, if any. The Company's sole responsibility is to its Client and this document does not exonerate parties to a transaction from exercising all their rights and obligations under the transaction documents. This document cannot be reproduced except in full, without prior written approval of the Company. Any unauthorized alteration, forgery or falsification of the content or appearance of this document is unlawful and offenders may be prosecuted to the fullest extent of the law.

TDD Band 41									
BW(Mhz)	Modulation	RB Size	RB Offset	Frequency (MHz)	Channel	Conducted power (dBm)	Target Power + Max. Tolerance (dBm)	MPR Allowed per 3GPP(dB)	
10	QPSK	1 RB	0	2501	39700	22.19	24	0	
				2547	40160	22.67	24	0	
				2593	40620	22.83	24	0	
				2639	41080	22.84	24	0	
				2685	41540	22.33	24	0	
			25	2501	39700	22.18	24	0	
				2547	40160	22.75	24	0	
				2593	40620	23.12	24	0	
				2639	41080	22.63	24	0	
				2685	41540	22.09	24	0	
				49	2501	39700	22.11	24	0
					2547	40160	22.80	24	0
		2593	40620		22.98	24	0		
		2639	41080		22.67	24	0		
		2685	41540		22.11	24	0		
		25 RB	0	2501	39700	21.09	23	0-1	
				2547	40160	21.75	23	0-1	
				2593	40620	21.84	23	0-1	
				2639	41080	21.93	23	0-1	
				2685	41540	21.26	23	0-1	
			12	2501	39700	21.04	23	0-1	
				2547	40160	21.87	23	0-1	
				2593	40620	22.04	23	0-1	
				2639	41080	21.97	23	0-1	
				2685	41540	21.36	23	0-1	
				25	2501	39700	21.27	23	0-1
					2547	40160	21.83	23	0-1
			2593		40620	22.02	23	0-1	
			2639		41080	21.90	23	0-1	
			2685		41540	21.23	23	0-1	
			50RB		2501	39700	21.95	23	0-1
				2547	40160	21.89	23	0-1	
				2593	40620	22.04	23	0-1	
		2639		41080	21.84	23	0-1		
		2685		41540	21.10	23	0-1		

Unless otherwise stated the results shown in this test report refer only to the sample(s) tested and such sample(s) are retained for 90 days only.

除非另有說明，此報告結果僅對測試之樣品負責，同時此樣品僅保留90天。本報告未經本公司書面許可，不可部份複製。

This document is issued by the Company subject to its General Conditions of Service printed overleaf, available on request or accessible at www.sgs.com/terms_and_conditions.htm and for electronic format documents, subject to Terms and Conditions for Electronic Documents at www.sgs.com/terms_e-document.htm. Attention is drawn to the limitation of liability, indemnification and jurisdiction issues defined therein. Any holder of this document is advised that information contained hereon reflects the Company's findings at the time of its intervention only and within the limits of Client's instructions, if any. The Company's sole responsibility is to its Client and this document does not exonerate parties to a transaction from exercising all their rights and obligations under the transaction documents. This document cannot be reproduced except in full, without prior written approval of the Company. Any unauthorized alteration, forgery or falsification of the content or appearance of this document is unlawful and offenders may be prosecuted to the fullest extent of the law.

TDD Band 41									
BW(Mhz)	Modulation	RB Size	RB Offset	Frequency (MHz)	Channel	Conducted power (dBm)	Target Power + Max. Tolerance (dBm)	MPR Allowed per 3GPP(dB)	
10	16-QAM	1 RB	0	2501	39700	21.05	23	0-1	
				2547	40160	21.77	23	0-1	
				2593	40620	22.03	23	0-1	
				2639	41080	22.10	23	0-1	
				2685	41540	21.69	23	0-1	
			25	2501	39700	21.28	23	0-1	
				2547	40160	21.94	23	0-1	
				2593	40620	22.09	23	0-1	
				2639	41080	22.00	23	0-1	
				2685	41540	21.33	23	0-1	
				49	2501	39700	21.56	23	0-1
					2547	40160	22.18	23	0-1
		2593	40620		22.33	23	0-1		
		2639	41080		21.85	23	0-1		
		25 RB	0	2501	39700	20.11	22	0-2	
				2547	40160	20.73	22	0-2	
				2593	40620	20.84	22	0-2	
				2639	41080	21.04	22	0-2	
				2685	41540	20.28	22	0-2	
			12	2501	39700	20.06	22	0-2	
				2547	40160	20.83	22	0-2	
				2593	40620	21.05	22	0-2	
				2639	41080	20.94	22	0-2	
			25	2685	41540	20.37	22	0-2	
				2501	39700	20.40	22	0-2	
				2547	40160	20.85	22	0-2	
				2593	40620	21.09	22	0-2	
				2639	41080	20.76	22	0-2	
			50RB	2685	41540	20.25	22	0-2	
				2501	39700	20.06	22	0-2	
				2547	40160	20.84	22	0-2	
				2593	40620	21.03	22	0-2	
2639	41080			20.90	22	0-2			
					2685	41540	20.30	22	0-2

Unless otherwise stated the results shown in this test report refer only to the sample(s) tested and such sample(s) are retained for 90 days only.

除非另有說明，此報告結果僅對測試之樣品負責，同時此樣品僅保留90天。本報告未經本公司書面許可，不可部份複製。

This document is issued by the Company subject to its General Conditions of Service printed overleaf, available on request or accessible at www.sgs.com/terms_and_conditions.htm and for electronic format documents, subject to Terms and Conditions for Electronic Documents at www.sgs.com/terms_e-document.htm. Attention is drawn to the limitation of liability, indemnification and jurisdiction issues defined therein. Any holder of this document is advised that information contained hereon reflects the Company's findings at the time of its intervention only and within the limits of Client's instructions, if any. The Company's sole responsibility is to its Client and this document does not exonerate parties to a transaction from exercising all their rights and obligations under the transaction documents. This document cannot be reproduced except in full, without prior written approval of the Company. Any unauthorized alteration, forgery or falsification of the content or appearance of this document is unlawful and offenders may be prosecuted to the fullest extent of the law.

TDD Band 41									
BW(Mhz)	Modulation	RB Size	RB Offset	Frequency (MHz)	Channel	Conducted power (dBm)	Target Power + Max. Tolerance (dBm)	MPR Allowed per 3GPP(dB)	
5	QPSK	1 RB	0	2498.5	39675	22.01	24	0	
				2547.8	40148	22.51	24	0	
				2593	40620	22.80	24	0	
				2640.3	41093	23.01	24	0	
				2687.5	41565	22.29	24	0	
			12	2498.5	39675	22.11	24	0	
				2547.8	40148	22.84	24	0	
				2593	40620	23.06	24	0	
				2640.3	41093	22.56	24	0	
				2687.5	41565	22.19	24	0	
				24	2498.5	39675	22.06	24	0
					2547.8	40148	22.78	24	0
		2593	40620		22.97	24	0		
		2640.3	41093		22.52	24	0		
		2687.5	41565		22.03	24	0		
		12 RB	0	2498.5	39675	21.00	23	0-1	
				2547.8	40148	21.83	23	0-1	
				2593	40620	21.86	23	0-1	
				2640.3	41093	21.95	23	0-1	
				2687.5	41565	21.24	23	0-1	
			6	2498.5	39675	21.15	23	0-1	
				2547.8	40148	21.90	23	0-1	
				2593	40620	21.96	23	0-1	
				2640.3	41093	21.80	23	0-1	
				2687.5	41565	21.35	23	0-1	
				13	2498.5	39675	21.30	23	0-1
					2547.8	40148	22.01	23	0-1
			2593		40620	22.04	23	0-1	
			2640.3		41093	21.87	23	0-1	
			2687.5		41565	21.18	23	0-1	
25RB	2498.5		39675		21.00	23	0-1		
	2547.8		40148	21.74	23	0-1			
	2593		40620	22.04	23	0-1			
	2640.3	41093	21.90	23	0-1				
	2687.5	41565	21.08	23	0-1				

Unless otherwise stated the results shown in this test report refer only to the sample(s) tested and such sample(s) are retained for 90 days only.

除非另有說明，此報告結果僅對測試之樣品負責，同時此樣品僅保留90天。本報告未經本公司書面許可，不可部份複製。

This document is issued by the Company subject to its General Conditions of Service printed overleaf, available on request or accessible at www.sgs.com/terms_and_conditions.htm and for electronic format documents, subject to Terms and Conditions for Electronic Documents at www.sgs.com/terms_e-document.htm. Attention is drawn to the limitation of liability, indemnification and jurisdiction issues defined therein. Any holder of this document is advised that information contained hereon reflects the Company's findings at the time of its intervention only and within the limits of Client's instructions, if any. The Company's sole responsibility is to its Client and this document does not exonerate parties to a transaction from exercising all their rights and obligations under the transaction documents. This document cannot be reproduced except in full, without prior written approval of the Company. Any unauthorized alteration, forgery or falsification of the content or appearance of this document is unlawful and offenders may be prosecuted to the fullest extent of the law.

TDD Band 41									
BW(Mhz)	Modulation	RB Size	RB Offset	Frequency (MHz)	Channel	Conducted power (dBm)	Target Power + Max. Tolerance (dBm)	MPR Allowed per 3GPP(dB)	
5	16-QAM	1 RB	0	2498.5	39675	21.16	23	0-1	
				2547.8	40148	21.87	23	0-1	
				2593	40620	22.09	23	0-1	
				2640.3	41093	22.09	23	0-1	
				2687.5	41565	21.50	23	0-1	
			12	2498.5	39675	21.24	23	0-1	
				2547.8	40148	21.92	23	0-1	
				2593	40620	22.22	23	0-1	
				2640.3	41093	21.90	23	0-1	
				2687.5	41565	21.37	23	0-1	
				24	2498.5	39675	21.69	23	0-1
					2547.8	40148	22.07	23	0-1
		2593	40620		22.18	23	0-1		
		2640.3	41093		21.85	23	0-1		
		2687.5	41565		21.28	23	0-1		
		12 RB	0	2498.5	39675	20.06	22	0-2	
				2547.8	40148	20.87	22	0-2	
				2593	40620	20.96	22	0-2	
				2640.3	41093	20.98	22	0-2	
				2687.5	41565	20.28	22	0-2	
				6	2498.5	39675	20.05	22	0-2
			2547.8		40148	20.82	22	0-2	
			2593		40620	21.00	22	0-2	
			2640.3		41093	20.92	22	0-2	
			2687.5		41565	20.21	22	0-2	
			13		2498.5	39675	20.31	22	0-2
				2547.8	40148	21.00	22	0-2	
				2593	40620	21.12	22	0-2	
				2640.3	41093	20.92	22	0-2	
				2687.5	41565	20.19	22	0-2	
				25RB	2498.5	39675	20.08	22	0-2
			2547.8		40148	20.99	22	0-2	
2593	40620		21.03		22	0-2			
2640.3	41093	20.98	22		0-2				
2687.5	41565	20.21	22		0-2				

Unless otherwise stated the results shown in this test report refer only to the sample(s) tested and such sample(s) are retained for 90 days only.

除非另有說明，此報告結果僅對測試之樣品負責，同時此樣品僅保留90天。本報告未經本公司書面許可，不可部份複製。

This document is issued by the Company subject to its General Conditions of Service printed overleaf, available on request or accessible at www.sgs.com/terms_and_conditions.htm and for electronic format documents, subject to Terms and Conditions for Electronic Documents at www.sgs.com/terms_e-document.htm. Attention is drawn to the limitation of liability, indemnification and jurisdiction issues defined therein. Any holder of this document is advised that information contained hereon reflects the Company's findings at the time of its intervention only and within the limits of Client's instructions, if any. The Company's sole responsibility is to its Client and this document does not exonerate parties to a transaction from exercising all their rights and obligations under the transaction documents. This document cannot be reproduced except in full, without prior written approval of the Company. Any unauthorized alteration, forgery or falsification of the content or appearance of this document is unlawful and offenders may be prosecuted to the fullest extent of the law.

LTE FDD Band 2 / Band 4 / Band 5 / Band 7/ Band 12 / Band 13 / Band 17 / Band 25 / Band 26 / Band 30 / Band 66 power table (Reduced power):

FDD Band 2									
BW(Mhz)	Modulation	RB Size	RB Offset	Frequency (MHz)	Channel	Conducted power (dBm)	Target Power + Max. Tolerance (dBm)	MPR Allowed per 3GPP(dB)	
20	QPSK	1 RB	0	1860	18700	21.20	21.5	0	
				1880	18900	21.34	21.5	0	
				1900	19100	21.22	21.5	0	
			50	1860	18700	21.21	21.5	0	
				1880	18900	21.24	21.5	0	
				1900	19100	21.41	21.5	0	
			99	1860	18700	21.49	21.5	0	
				1880	18900	21.42	21.5	0	
				1900	19100	21.33	21.5	0	
		50 RB	0	1860	18700	20.88	21.5	0	
				1880	18900	20.81	21.5	0	
				1900	19100	20.84	21.5	0	
			25	1860	18700	21.10	21.5	0	
				1880	18900	20.84	21.5	0	
				1900	19100	20.87	21.5	0	
			50	1860	18700	20.86	21.5	0	
				1880	18900	20.94	21.5	0	
				1900	19100	20.93	21.5	0	
		100RB	1860	18700	21.08	21.5	0		
			1880	18900	20.96	21.5	0		
			1900	19100	20.93	21.5	0		
		16-QAM	1 RB	0	1860	18700	21.14	21.5	0
					1880	18900	20.88	21.5	0
					1900	19100	20.86	21.5	0
	50			1860	18700	20.65	21.5	0	
				1880	18900	20.78	21.5	0	
				1900	19100	20.85	21.5	0	
	99			1860	18700	21.07	21.5	0	
				1880	18900	21.09	21.5	0	
				1900	19100	21.15	21.5	0	
	50 RB			0	1860	18700	21.00	21.5	0
					1880	18900	20.79	21.5	0
					1900	19100	20.98	21.5	0
			25	1860	18700	20.87	21.5	0	
				1880	18900	20.80	21.5	0	
				1900	19100	21.00	21.5	0	
			50	1860	18700	20.88	21.5	0	
				1880	18900	20.93	21.5	0	
				1900	19100	21.00	21.5	0	
			100RB	1860	18700	20.85	21.5	0	
				1880	18900	21.04	21.5	0	
				1900	19100	21.07	21.5	0	

Unless otherwise stated the results shown in this test report refer only to the sample(s) tested and such sample(s) are retained for 90 days only.

除非另有說明，此報告結果僅對測試之樣品負責，同時此樣品僅保留90天。本報告未經本公司書面許可，不可部份複製。

This document is issued by the Company subject to its General Conditions of Service printed overleaf, available on request or accessible at www.sgs.com/terms_and_conditions.htm and for electronic format documents, subject to Terms and Conditions for Electronic Documents at www.sgs.com/terms_e-document.htm. Attention is drawn to the limitation of liability, indemnification and jurisdiction issues defined therein. Any holder of this document is advised that information contained hereon reflects the Company's findings at the time of its intervention only and within the limits of Client's instructions, if any. The Company's sole responsibility is to its Client and this document does not exonerate parties to a transaction from exercising all their rights and obligations under the transaction documents. This document cannot be reproduced except in full, without prior written approval of the Company. Any unauthorized alteration, forgery or falsification of the content or appearance of this document is unlawful and offenders may be prosecuted to the fullest extent of the law.

FDD Band 2									
BW(Mhz)	Modulation	RB Size	RB Offset	Frequency (MHz)	Channel	Conducted power (dBm)	Target Power + Max. Tolerance (dBm)	MPR Allowed per 3GPP(dB)	
15	QPSK	1 RB	0	1857.5	18675	20.87	21.5	0	
				1880	18900	20.75	21.5	0	
				1902.5	19125	20.70	21.5	0	
			36	1857.5	18675	20.68	21.5	0	
				1880	18900	20.72	21.5	0	
				1902.5	19125	20.85	21.5	0	
		74	1857.5	18675	20.80	21.5	0		
			1880	18900	20.88	21.5	0		
			1902.5	19125	21.02	21.5	0		
		36 RB	0	1857.5	18675	20.87	21.5	0	
				1880	18900	20.86	21.5	0	
				1902.5	19125	20.91	21.5	0	
			18	1857.5	18675	20.72	21.5	0	
				1880	18900	20.81	21.5	0	
				1902.5	19125	20.84	21.5	0	
			37	1857.5	18675	20.70	21.5	0	
				1880	18900	20.77	21.5	0	
				1902.5	19125	20.94	21.5	0	
			75RB	1857.5	18675	20.81	21.5	0	
				1880	18900	20.93	21.5	0	
				1902.5	19125	20.94	21.5	0	
		16-QAM	1 RB	0	1857.5	18675	21.32	21.5	0
					1880	18900	21.42	21.5	0
					1902.5	19125	20.82	21.5	0
	36			1857.5	18675	21.09	21.5	0	
				1880	18900	21.28	21.5	0	
				1902.5	19125	21.06	21.5	0	
	74			1857.5	18675	21.03	21.5	0	
				1880	18900	21.11	21.5	0	
				1902.5	19125	21.34	21.5	0	
	36 RB			0	1857.5	18675	20.81	21.5	0
					1880	18900	20.77	21.5	0
					1902.5	19125	20.73	21.5	0
			18	1857.5	18675	20.68	21.5	0	
				1880	18900	20.80	21.5	0	
				1902.5	19125	20.78	21.5	0	
			37	1857.5	18675	20.69	21.5	0	
				1880	18900	20.77	21.5	0	
				1902.5	19125	20.88	21.5	0	
			75RB	1857.5	18675	20.76	21.5	0	
				1880	18900	20.85	21.5	0	
				1902.5	19125	20.92	21.5	0	

Unless otherwise stated the results shown in this test report refer only to the sample(s) tested and such sample(s) are retained for 90 days only.

除非另有說明，此報告結果僅對測試之樣品負責，同時此樣品僅保留90天。本報告未經本公司書面許可，不可部份複製。

This document is issued by the Company subject to its General Conditions of Service printed overleaf, available on request or accessible at www.sgs.com/terms_and_conditions.htm and for electronic format documents, subject to Terms and Conditions for Electronic Documents at www.sgs.com/terms_e-document.htm. Attention is drawn to the limitation of liability, indemnification and jurisdiction issues defined therein. Any holder of this document is advised that information contained hereon reflects the Company's findings at the time of its intervention only and within the limits of Client's instructions, if any. The Company's sole responsibility is to its Client and this document does not exonerate parties to a transaction from exercising all their rights and obligations under the transaction documents. This document cannot be reproduced except in full, without prior written approval of the Company. Any unauthorized alteration, forgery or falsification of the content or appearance of this document is unlawful and offenders may be prosecuted to the fullest extent of the law.

FDD Band 2									
BW(Mhz)	Modulation	RB Size	RB Offset	Frequency (MHz)	Channel	Conducted power (dBm)	Target Power + Max. Tolerance (dBm)	MPR Allowed per 3GPP(dB)	
10	QPSK	1 RB	0	1855	18650	20.95	21.5	0	
				1880	18900	21.04	21.5	0	
				1905	19150	21.03	21.5	0	
			25	1855	18650	20.74	21.5	0	
				1880	18900	20.63	21.5	0	
				1905	19150	20.88	21.5	0	
			49	1855	18650	20.79	21.5	0	
				1880	18900	20.61	21.5	0	
				1905	19150	20.86	21.5	0	
		25 RB	0	1855	18650	20.84	21.5	0	
				1880	18900	20.77	21.5	0	
				1905	19150	21.04	21.5	0	
			12	1855	18650	20.80	21.5	0	
				1880	18900	20.70	21.5	0	
				1905	19150	20.86	21.5	0	
			25	1855	18650	20.87	21.5	0	
				1880	18900	20.75	21.5	0	
				1905	19150	20.85	21.5	0	
		50RB	1855	18650	20.73	21.5	0		
			1880	18900	20.90	21.5	0		
			1905	19150	20.95	21.5	0		
		16-QAM	1 RB	0	1855	18650	21.07	21.5	0
					1880	18900	21.41	21.5	0
					1905	19150	21.27	21.5	0
	25			1855	18650	20.96	21.5	0	
				1880	18900	20.87	21.5	0	
				1905	19150	20.91	21.5	0	
	49			1855	18650	21.05	21.5	0	
				1880	18900	21.21	21.5	0	
				1905	19150	21.03	21.5	0	
	25 RB		0	1855	18650	20.87	21.5	0	
				1880	18900	20.68	21.5	0	
				1905	19150	21.17	21.5	0	
			12	1855	18650	20.75	21.5	0	
				1880	18900	20.66	21.5	0	
				1905	19150	21.17	21.5	0	
			25	1855	18650	20.78	21.5	0	
				1880	18900	20.77	21.5	0	
				1905	19150	20.81	21.5	0	
	50RB		1855	18650	20.96	21.5	0		
			1880	18900	20.80	21.5	0		
			1905	19150	20.87	21.5	0		

Unless otherwise stated the results shown in this test report refer only to the sample(s) tested and such sample(s) are retained for 90 days only.

除非另有說明，此報告結果僅對測試之樣品負責，同時此樣品僅保留90天。本報告未經本公司書面許可，不可部份複製。

This document is issued by the Company subject to its General Conditions of Service printed overleaf, available on request or accessible at www.sgs.com/terms_and_conditions.htm and for electronic format documents, subject to Terms and Conditions for Electronic Documents at www.sgs.com/terms_e-document.htm. Attention is drawn to the limitation of liability, indemnification and jurisdiction issues defined therein. Any holder of this document is advised that information contained hereon reflects the Company's findings at the time of its intervention only and within the limits of Client's instructions, if any. The Company's sole responsibility is to its Client and this document does not exonerate parties to a transaction from exercising all their rights and obligations under the transaction documents. This document cannot be reproduced except in full, without prior written approval of the Company. Any unauthorized alteration, forgery or falsification of the content or appearance of this document is unlawful and offenders may be prosecuted to the fullest extent of the law.

FDD Band 2									
BW(Mhz)	Modulation	RB Size	RB Offset	Frequency (MHz)	Channel	Conducted power (dBm)	Target Power + Max. Tolerance (dBm)	MPR Allowed per 3GPP(dB)	
5	QPSK	1 RB	0	1852.5	18625	21.07	21.5	0	
				1880	18900	20.99	21.5	0	
				1907.5	19175	21.15	21.5	0	
			12	1852.5	18625	21.05	21.5	0	
				1880	18900	20.82	21.5	0	
				1907.5	19175	21.00	21.5	0	
		24	1852.5	18625	21.01	21.5	0		
			1880	18900	21.00	21.5	0		
			1907.5	19175	20.92	21.5	0		
		12 RB	0	1852.5	18625	21.03	21.5	0	
				1880	18900	20.94	21.5	0	
				1907.5	19175	21.14	21.5	0	
			6	1852.5	18625	21.07	21.5	0	
				1880	18900	20.94	21.5	0	
				1907.5	19175	21.06	21.5	0	
		13	1852.5	18625	21.02	21.5	0		
			1880	18900	20.95	21.5	0		
			1907.5	19175	21.05	21.5	0		
		25RB	1852.5	18625	20.97	21.5	0		
			1880	18900	20.94	21.5	0		
			1907.5	19175	20.99	21.5	0		
		16-QAM	1 RB	0	1852.5	18625	21.30	21.5	0
					1880	18900	21.22	21.5	0
					1907.5	19175	21.25	21.5	0
	12			1852.5	18625	21.35	21.5	0	
				1880	18900	21.07	21.5	0	
				1907.5	19175	21.15	21.5	0	
	24		1852.5	18625	21.26	21.5	0		
			1880	18900	21.38	21.5	0		
			1907.5	19175	21.00	21.5	0		
	12 RB		0	1852.5	18625	21.15	21.5	0	
				1880	18900	21.04	21.5	0	
				1907.5	19175	21.12	21.5	0	
			6	1852.5	18625	20.95	21.5	0	
				1880	18900	20.98	21.5	0	
				1907.5	19175	21.06	21.5	0	
	13		1852.5	18625	21.09	21.5	0		
			1880	18900	20.97	21.5	0		
			1907.5	19175	21.23	21.5	0		
	25RB		1852.5	18625	21.04	21.5	0		
			1880	18900	20.90	21.5	0		
			1907.5	19175	21.08	21.5	0		

Unless otherwise stated the results shown in this test report refer only to the sample(s) tested and such sample(s) are retained for 90 days only.

除非另有說明，此報告結果僅對測試之樣品負責，同時此樣品僅保留90天。本報告未經本公司書面許可，不可部份複製。

This document is issued by the Company subject to its General Conditions of Service printed overleaf, available on request or accessible at www.sgs.com/terms_and_conditions.htm and for electronic format documents, subject to Terms and Conditions for Electronic Documents at www.sgs.com/terms_e-document.htm. Attention is drawn to the limitation of liability, indemnification and jurisdiction issues defined therein. Any holder of this document is advised that information contained hereon reflects the Company's findings at the time of its intervention only and within the limits of Client's instructions, if any. The Company's sole responsibility is to its Client and this document does not exonerate parties to a transaction from exercising all their rights and obligations under the transaction documents. This document cannot be reproduced except in full, without prior written approval of the Company. Any unauthorized alteration, forgery or falsification of the content or appearance of this document is unlawful and offenders may be prosecuted to the fullest extent of the law.

FDD Band 2									
BW(Mhz)	Modulation	RB Size	RB Offset	Frequency (MHz)	Channel	Conducted power (dBm)	Target Power + Max. Tolerance (dBm)	MPR Allowed per 3GPP(dB)	
3	QPSK	1 RB	0	1851.5	18615	20.83	21.5	0	
				1880	18900	20.76	21.5	0	
				1908.5	19185	20.79	21.5	0	
			7	1851.5	18615	20.81	21.5	0	
				1880	18900	20.69	21.5	0	
				1908.5	19185	20.85	21.5	0	
		14	1851.5	18615	20.71	21.5	0		
			1880	18900	20.67	21.5	0		
			1908.5	19185	20.83	21.5	0		
		8 RB	0	1851.5	18615	20.78	21.5	0	
				1880	18900	20.73	21.5	0	
				1908.5	19185	20.90	21.5	0	
			4	1851.5	18615	20.79	21.5	0	
				1880	18900	20.68	21.5	0	
				1908.5	19185	20.84	21.5	0	
		7	1851.5	18615	20.71	21.5	0		
			1880	18900	20.66	21.5	0		
			1908.5	19185	20.91	21.5	0		
		15RB	1851.5	18615	20.75	21.5	0		
			1880	18900	20.69	21.5	0		
			1908.5	19185	20.84	21.5	0		
		16-QAM	1 RB	0	1851.5	18615	21.21	21.5	0
					1880	18900	20.95	21.5	0
					1908.5	19185	21.33	21.5	0
	7			1851.5	18615	20.90	21.5	0	
				1880	18900	21.02	21.5	0	
				1908.5	19185	20.88	21.5	0	
	14		1851.5	18615	21.21	21.5	0		
			1880	18900	21.15	21.5	0		
			1908.5	19185	20.90	21.5	0		
	8 RB		0	1851.5	18615	20.87	21.5	0	
				1880	18900	20.69	21.5	0	
				1908.5	19185	20.98	21.5	0	
			4	1851.5	18615	20.96	21.5	0	
				1880	18900	20.83	21.5	0	
				1908.5	19185	20.95	21.5	0	
	7		1851.5	18615	20.78	21.5	0		
			1880	18900	20.70	21.5	0		
			1908.5	19185	20.80	21.5	0		
	15RB		1851.5	18615	20.69	21.5	0		
			1880	18900	20.80	21.5	0		
			1908.5	19185	20.90	21.5	0		

Unless otherwise stated the results shown in this test report refer only to the sample(s) tested and such sample(s) are retained for 90 days only.

除非另有說明，此報告結果僅對測試之樣品負責，同時此樣品僅保留90天。本報告未經本公司書面許可，不可部份複製。

This document is issued by the Company subject to its General Conditions of Service printed overleaf, available on request or accessible at www.sgs.com/terms_and_conditions.htm and for electronic format documents, subject to Terms and Conditions for Electronic Documents at www.sgs.com/terms_e-document.htm. Attention is drawn to the limitation of liability, indemnification and jurisdiction issues defined therein. Any holder of this document is advised that information contained hereon reflects the Company's findings at the time of its intervention only and within the limits of Client's instructions, if any. The Company's sole responsibility is to its Client and this document does not exonerate parties to a transaction from exercising all their rights and obligations under the transaction documents. This document cannot be reproduced except in full, without prior written approval of the Company. Any unauthorized alteration, forgery or falsification of the content or appearance of this document is unlawful and offenders may be prosecuted to the fullest extent of the law.

FDD Band 2									
BW(Mhz)	Modulation	RB Size	RB Offset	Frequency (MHz)	Channel	Conducted power (dBm)	Target Power + Max. Tolerance (dBm)	MPR Allowed per 3GPP(dB)	
1.4	QPSK	1 RB	0	1850.7	18607	20.83	21.5	0	
				1880	18900	20.72	21.5	0	
				1909.3	19193	20.62	21.5	0	
			2	1850.7	18607	20.75	21.5	0	
				1880	18900	20.92	21.5	0	
				1909.3	19193	20.75	21.5	0	
		5	1850.7	18607	20.76	21.5	0		
			1880	18900	20.70	21.5	0		
			1909.3	19193	20.90	21.5	0		
		3 RB	0	1850.7	18607	20.80	21.5	0	
				1880	18900	20.71	21.5	0	
				1909.3	19193	20.83	21.5	0	
			2	1850.7	18607	20.95	21.5	0	
				1880	18900	20.77	21.5	0	
				1909.3	19193	20.86	21.5	0	
			3	1850.7	18607	20.84	21.5	0	
				1880	18900	20.73	21.5	0	
				1909.3	19193	20.99	21.5	0	
		6RB	1850.7	18607	20.72	21.5	0		
			1880	18900	20.66	21.5	0		
			1909.3	19193	20.88	21.5	0		
		16-QAM	1 RB	0	1850.7	18607	21.01	21.5	0
					1880	18900	20.82	21.5	0
					1909.3	19193	21.00	21.5	0
	2			1850.7	18607	20.65	21.5	0	
				1880	18900	21.20	21.5	0	
				1909.3	19193	20.92	21.5	0	
	5			1850.7	18607	21.16	21.5	0	
				1880	18900	20.90	21.5	0	
				1909.3	19193	21.30	21.5	0	
	3 RB		0	1850.7	18607	20.84	21.5	0	
				1880	18900	20.75	21.5	0	
				1909.3	19193	20.65	21.5	0	
			2	1850.7	18607	20.73	21.5	0	
				1880	18900	20.76	21.5	0	
				1909.3	19193	20.78	21.5	0	
			3	1850.7	18607	20.74	21.5	0	
				1880	18900	20.82	21.5	0	
				1909.3	19193	20.90	21.5	0	
	6RB		1850.7	18607	20.77	21.5	0		
			1880	18900	20.90	21.5	0		
			1909.3	19193	20.96	21.5	0		

Unless otherwise stated the results shown in this test report refer only to the sample(s) tested and such sample(s) are retained for 90 days only.

除非另有說明，此報告結果僅對測試之樣品負責，同時此樣品僅保留90天。本報告未經本公司書面許可，不可部份複製。

This document is issued by the Company subject to its General Conditions of Service printed overleaf, available on request or accessible at www.sgs.com/terms_and_conditions.htm and for electronic format documents, subject to Terms and Conditions for Electronic Documents at www.sgs.com/terms_e-document.htm. Attention is drawn to the limitation of liability, indemnification and jurisdiction issues defined therein. Any holder of this document is advised that information contained hereon reflects the Company's findings at the time of its intervention only and within the limits of Client's instructions, if any. The Company's sole responsibility is to its Client and this document does not exonerate parties to a transaction from exercising all their rights and obligations under the transaction documents. This document cannot be reproduced except in full, without prior written approval of the Company. Any unauthorized alteration, forgery or falsification of the content or appearance of this document is unlawful and offenders may be prosecuted to the fullest extent of the law.

FDD Band 4									
BW(Mhz)	Modulation	RB Size	RB Offset	Frequency (MHz)	Channel	Conducted power (dBm)	Target Power + Max. Tolerance (dBm)	MPR Allowed per 3GPP(dB)	
20	QPSK	1 RB	0	1720	20050	18.91	19	0	
				1732.5	20175	18.49	19	0	
				1745	20300	18.34	19	0	
			50	1720	20050	18.96	19	0	
					1732.5	20175	18.92	19	0
					1745	20300	18.89	19	0
				1720	20050	18.94	19	0	
					1732.5	20175	18.85	19	0
					1745	20300	18.78	19	0
		99	1720	20050	18.94	19	0		
				1732.5	20175	18.85	19	0	
				1745	20300	18.78	19	0	
		50 RB	0	1720	20050	18.54	19	0	
					1732.5	20175	18.77	19	0
					1745	20300	18.72	19	0
				1720	20050	18.61	19	0	
					1732.5	20175	18.62	19	0
					1745	20300	18.57	19	0
			25	1720	20050	18.68	19	0	
					1732.5	20175	18.47	19	0
					1745	20300	18.53	19	0
				1720	20050	18.71	19	0	
					1732.5	20175	18.72	19	0
					1745	20300	18.66	19	0
	50	1720	20050	18.46	19	0			
			1732.5	20175	18.49	19	0		
			1745	20300	18.54	19	0		
		1720	20050	18.48	19	0			
			1732.5	20175	18.57	19	0		
			1745	20300	18.35	19	0		
	16-QAM	1 RB	0	1720	20050	18.14	19	0	
				1732.5	20175	18.45	19	0	
				1745	20300	18.30	19	0	
			50	1720	20050	18.76	19	0	
					1732.5	20175	18.54	19	0
					1745	20300	18.45	19	0
				1720	20050	18.62	19	0	
					1732.5	20175	18.58	19	0
					1745	20300	18.57	19	0
	50 RB	0	1720	20050	18.45	19	0		
				1732.5	20175	18.49	19	0	
				1745	20300	18.32	19	0	
		1720	20050	18.55	19	0			
			1732.5	20175	18.55	19	0		
			1745	20300	18.42	19	0		
	100RB	0	1720	20050	18.55	19	0		
				1732.5	20175	18.55	19	0	
				1745	20300	18.42	19	0	

Unless otherwise stated the results shown in this test report refer only to the sample(s) tested and such sample(s) are retained for 90 days only.

除非另有說明，此報告結果僅對測試之樣品負責，同時此樣品僅保留90天。本報告未經本公司書面許可，不可部份複製。

This document is issued by the Company subject to its General Conditions of Service printed overleaf, available on request or accessible at www.sgs.com/terms_and_conditions.htm and for electronic format documents, subject to Terms and Conditions for Electronic Documents at www.sgs.com/terms_e-document.htm. Attention is drawn to the limitation of liability, indemnification and jurisdiction issues defined therein. Any holder of this document is advised that information contained hereon reflects the Company's findings at the time of its intervention only and within the limits of Client's instructions, if any. The Company's sole responsibility is to its Client and this document does not exonerate parties to a transaction from exercising all their rights and obligations under the transaction documents. This document cannot be reproduced except in full, without prior written approval of the Company. Any unauthorized alteration, forgery or falsification of the content or appearance of this document is unlawful and offenders may be prosecuted to the fullest extent of the law.

FDD Band 4										
BW(Mhz)	Modulation	RB Size	RB Offset	Frequency (MHz)	Channel	Conducted power (dBm)	Target Power + Max. Tolerance (dBm)	MPR Allowed per 3GPP(dB)		
15	QPSK	1 RB	0	1717.5	20025	18.70	19	0		
				1732.5	20175	18.57	19	0		
				1747.5	20325	18.67	19	0		
			36	1717.5	20025	18.84	19	0		
				1732.5	20175	18.73	19	0		
				1747.5	20325	18.82	19	0		
			74	1717.5	20025	18.58	19	0		
				1732.5	20175	18.61	19	0		
				1747.5	20325	18.74	19	0		
		36 RB	0	1717.5	20025	18.91	19	0		
				1732.5	20175	18.74	19	0		
				1747.5	20325	18.85	19	0		
			18	1717.5	20025	18.78	19	0		
				1732.5	20175	18.93	19	0		
				1747.5	20325	18.81	19	0		
			37	1717.5	20025	18.75	19	0		
				1732.5	20175	18.68	19	0		
				1747.5	20325	18.73	19	0		
		75RB	1717.5	20025	18.88	19	0			
			1732.5	20175	18.70	19	0			
			1747.5	20325	18.70	19	0			
		16-QAM	1 RB	0	1717.5	20025	18.80	19	19	0
					1732.5	20175	18.63	19	0	
					1747.5	20325	18.75	19	0	
	36			1717.5	20025	18.92	19	0		
				1732.5	20175	18.77	19	0		
				1747.5	20325	18.92	19	0		
	74			1717.5	20025	18.86	19	0		
				1732.5	20175	18.92	19	0		
				1747.5	20325	18.73	19	0		
	36 RB		0	1717.5	20025	18.97	19	0		
				1732.5	20175	18.70	19	0		
				1747.5	20325	18.62	19	0		
			18	1717.5	20025	18.93	19	0		
				1732.5	20175	18.85	19	0		
				1747.5	20325	18.81	19	0		
			37	1717.5	20025	18.83	19	0		
				1732.5	20175	18.86	19	0		
				1747.5	20325	18.70	19	0		
	75RB		1717.5	20025	18.93	19	0			
			1732.5	20175	18.64	19	0			
			1747.5	20325	18.71	19	0			

Unless otherwise stated the results shown in this test report refer only to the sample(s) tested and such sample(s) are retained for 90 days only.

除非另有說明，此報告結果僅對測試之樣品負責，同時此樣品僅保留90天。本報告未經本公司書面許可，不可部份複製。

This document is issued by the Company subject to its General Conditions of Service printed overleaf, available on request or accessible at www.sgs.com/terms_and_conditions.htm and for electronic format documents, subject to Terms and Conditions for Electronic Documents at www.sgs.com/terms_e-document.htm. Attention is drawn to the limitation of liability, indemnification and jurisdiction issues defined therein. Any holder of this document is advised that information contained hereon reflects the Company's findings at the time of its intervention only and within the limits of Client's instructions, if any. The Company's sole responsibility is to its Client and this document does not exonerate parties to a transaction from exercising all their rights and obligations under the transaction documents. This document cannot be reproduced except in full, without prior written approval of the Company. Any unauthorized alteration, forgery or falsification of the content or appearance of this document is unlawful and offenders may be prosecuted to the fullest extent of the law.

FDD Band 4									
BW(Mhz)	Modulation	RB Size	RB Offset	Frequency (MHz)	Channel	Conducted power (dBm)	Target Power + Max. Tolerance (dBm)	MPR Allowed per 3GPP(dB)	
10	QPSK	1 RB	0	1715	20000	18.40	19	0	
				1732.5	20175	18.27	19	0	
				1750	20350	18.37	19	0	
			25	1715	20000	18.54	19	0	
				1732.5	20175	18.43	19	0	
				1750	20350	18.52	19	0	
			49	1715	20000	18.28	19	0	
				1732.5	20175	18.31	19	0	
				1750	20350	18.44	19	0	
		25 RB	0	1715	20000	18.61	19	0	
				1732.5	20175	18.44	19	0	
				1750	20350	18.55	19	0	
			12	1715	20000	18.74	19	0	
				1732.5	20175	18.63	19	0	
				1750	20350	18.51	19	0	
			25	1715	20000	18.45	19	0	
				1732.5	20175	18.38	19	0	
				1750	20350	18.43	19	0	
		50RB	1715	20000	18.58	19	0		
			1732.5	20175	18.40	19	0		
			1750	20350	18.40	19	0		
		16-QAM	1 RB	0	1715	20000	18.50	19	0
					1732.5	20175	18.33	19	0
					1750	20350	18.45	19	0
	25			1715	20000	18.78	19	0	
				1732.5	20175	18.86	19	0	
				1750	20350	18.71	19	0	
	49			1715	20000	18.56	19	0	
				1732.5	20175	18.79	19	0	
				1750	20350	18.43	19	0	
	25 RB			0	1715	20000	18.67	19	0
					1732.5	20175	18.40	19	0
					1750	20350	18.32	19	0
			12	1715	20000	18.63	19	0	
				1732.5	20175	18.55	19	0	
				1750	20350	18.51	19	0	
			25	1715	20000	18.53	19	0	
				1732.5	20175	18.56	19	0	
				1750	20350	18.40	19	0	
	50RB		1715	20000	18.63	19	0		
			1732.5	20175	18.34	19	0		
			1750	20350	18.41	19	0		

Unless otherwise stated the results shown in this test report refer only to the sample(s) tested and such sample(s) are retained for 90 days only.

除非另有說明，此報告結果僅對測試之樣品負責，同時此樣品僅保留90天。本報告未經本公司書面許可，不可部份複製。

This document is issued by the Company subject to its General Conditions of Service printed overleaf, available on request or accessible at www.sgs.com/terms_and_conditions.htm and for electronic format documents, subject to Terms and Conditions for Electronic Documents at www.sgs.com/terms_e-document.htm. Attention is drawn to the limitation of liability, indemnification and jurisdiction issues defined therein. Any holder of this document is advised that information contained hereon reflects the Company's findings at the time of its intervention only and within the limits of Client's instructions, if any. The Company's sole responsibility is to its Client and this document does not exonerate parties to a transaction from exercising all their rights and obligations under the transaction documents. This document cannot be reproduced except in full, without prior written approval of the Company. Any unauthorized alteration, forgery or falsification of the content or appearance of this document is unlawful and offenders may be prosecuted to the fullest extent of the law.

FDD Band 4									
BW(Mhz)	Modulation	RB Size	RB Offset	Frequency (MHz)	Channel	Conducted power (dBm)	Target Power + Max. Tolerance (dBm)	MPR Allowed per 3GPP(dB)	
5	QPSK	1 RB	0	1712.5	19975	18.44	19	0	
				1732.5	20175	18.50	19	0	
				1752.5	20375	18.55	19	0	
			12	1712.5	19975	18.27	19	0	
				1732.5	20175	18.55	19	0	
				1752.5	20375	18.65	19	0	
		24	1712.5	19975	18.45	19	0		
			1732.5	20175	18.71	19	0		
			1752.5	20375	18.45	19	0		
		12 RB	0	1712.5	19975	18.47	19	0	
				1732.5	20175	18.45	19	0	
				1752.5	20375	18.34	19	0	
			6	1712.5	19975	18.49	19	0	
				1732.5	20175	18.54	19	0	
				1752.5	20375	18.34	19	0	
			13	1712.5	19975	18.52	19	0	
				1732.5	20175	18.65	19	0	
				1752.5	20375	18.40	19	0	
		25RB	1712.5	19975	18.51	19	0		
			1732.5	20175	18.51	19	0		
			1752.5	20375	18.30	19	0		
		16-QAM	1 RB	0	1712.5	19975	18.57	19	0
					1732.5	20175	18.88	19	0
					1752.5	20375	18.70	19	0
	12			1712.5	19975	18.87	19	0	
				1732.5	20175	18.59	19	0	
				1752.5	20375	18.86	19	0	
	24			1712.5	19975	18.64	19	0	
				1732.5	20175	18.85	19	0	
				1752.5	20375	18.56	19	0	
	12 RB		0	1712.5	19975	18.50	19	0	
				1732.5	20175	18.47	19	0	
				1752.5	20375	18.41	19	0	
			6	1712.5	19975	18.50	19	0	
				1732.5	20175	18.42	19	0	
				1752.5	20375	18.28	19	0	
			13	1712.5	19975	18.39	19	0	
				1732.5	20175	18.51	19	0	
				1752.5	20375	18.29	19	0	
	25RB		1712.5	19975	18.55	19	0		
			1732.5	20175	18.58	19	0		
			1752.5	20375	18.34	19	0		

Unless otherwise stated the results shown in this test report refer only to the sample(s) tested and such sample(s) are retained for 90 days only.

除非另有說明，此報告結果僅對測試之樣品負責，同時此樣品僅保留90天。本報告未經本公司書面許可，不可部份複製。

This document is issued by the Company subject to its General Conditions of Service printed overleaf, available on request or accessible at www.sgs.com/terms_and_conditions.htm and for electronic format documents, subject to Terms and Conditions for Electronic Documents at www.sgs.com/terms_e-document.htm. Attention is drawn to the limitation of liability, indemnification and jurisdiction issues defined therein. Any holder of this document is advised that information contained hereon reflects the Company's findings at the time of its intervention only and within the limits of Client's instructions, if any. The Company's sole responsibility is to its Client and this document does not exonerate parties to a transaction from exercising all their rights and obligations under the transaction documents. This document cannot be reproduced except in full, without prior written approval of the Company. Any unauthorized alteration, forgery or falsification of the content or appearance of this document is unlawful and offenders may be prosecuted to the fullest extent of the law.

FDD Band 4									
BW(Mhz)	Modulation	RB Size	RB Offset	Frequency (MHz)	Channel	Conducted power (dBm)	Target Power + Max. Tolerance (dBm)	MPR Allowed per 3GPP(dB)	
3	QPSK	1 RB	0	1711.5	19965	18.61	19	0	
				1732.5	20175	18.72	19	0	
				1753.5	20385	18.64	19	0	
			7	1711.5	19965	18.89	19	0	
				1732.5	20175	18.55	19	0	
				1753.5	20385	18.58	19	0	
		14	1711.5	19965	18.70	19	0		
			1732.5	20175	18.80	19	0		
			1753.5	20385	18.54	19	0		
		8 RB	0	1711.5	19965	18.69	19	0	
				1732.5	20175	18.77	19	0	
				1753.5	20385	18.64	19	0	
			4	1711.5	19965	18.78	19	0	
				1732.5	20175	18.81	19	0	
				1753.5	20385	18.52	19	0	
		7	1711.5	19965	18.76	19	0		
			1732.5	20175	18.64	19	0		
			1753.5	20385	18.58	19	0		
		15RB	1711.5	19965	18.71	19	0		
			1732.5	20175	18.67	19	0		
			1753.5	20385	18.55	19	0		
		16-QAM	1 RB	0	1711.5	19965	18.85	19	0
					1732.5	20175	18.82	19	0
					1753.5	20385	18.87	19	0
	7			1711.5	19965	18.81	19	0	
				1732.5	20175	18.73	19	0	
				1753.5	20385	18.63	19	0	
	14		1711.5	19965	18.76	19	0		
			1732.5	20175	18.67	19	0		
			1753.5	20385	18.51	19	0		
	8 RB		0	1711.5	19965	18.83	19	0	
				1732.5	20175	18.83	19	0	
				1753.5	20385	18.73	19	0	
			4	1711.5	19965	18.77	19	0	
				1732.5	20175	18.90	19	0	
				1753.5	20385	18.73	19	0	
	7		1711.5	19965	18.74	19	0		
			1732.5	20175	18.82	19	0		
			1753.5	20385	18.56	19	0		
	15RB		1711.5	19965	18.83	19	0		
			1732.5	20175	18.79	19	0		
			1753.5	20385	18.60	19	0		

Unless otherwise stated the results shown in this test report refer only to the sample(s) tested and such sample(s) are retained for 90 days only.

除非另有說明，此報告結果僅對測試之樣品負責，同時此樣品僅保留90天。本報告未經本公司書面許可，不可部份複製。

This document is issued by the Company subject to its General Conditions of Service printed overleaf, available on request or accessible at www.sgs.com/terms_and_conditions.htm and for electronic format documents, subject to Terms and Conditions for Electronic Documents at www.sgs.com/terms_e-document.htm. Attention is drawn to the limitation of liability, indemnification and jurisdiction issues defined therein. Any holder of this document is advised that information contained hereon reflects the Company's findings at the time of its intervention only and within the limits of Client's instructions, if any. The Company's sole responsibility is to its Client and this document does not exonerate parties to a transaction from exercising all their rights and obligations under the transaction documents. This document cannot be reproduced except in full, without prior written approval of the Company. Any unauthorized alteration, forgery or falsification of the content or appearance of this document is unlawful and offenders may be prosecuted to the fullest extent of the law.

FDD Band 4									
BW(Mhz)	Modulation	RB Size	RB Offset	Frequency (MHz)	Channel	Conducted power (dBm)	Target Power + Max. Tolerance (dBm)	MPR Allowed per 3GPP(dB)	
1.4	QPSK	1 RB	0	1710.7	19957	18.61	19	0	
				1732.5	20175	18.53	19	0	
				1754.3	20393	18.53	19	0	
			2	1710.7	19957	18.80	19	0	
				1732.5	20175	18.71	19	0	
				1754.3	20393	18.57	19	0	
		5	1710.7	19957	18.51	19	0		
			1732.5	20175	18.63	19	0		
			1754.3	20393	18.48	19	0		
		3 RB	0	1710.7	19957	18.55	19	0	
				1732.5	20175	18.63	19	0	
				1754.3	20393	18.63	19	0	
			2	1710.7	19957	18.76	19	0	
				1732.5	20175	18.75	19	0	
				1754.3	20393	18.54	19	0	
			3	1710.7	19957	18.75	19	0	
				1732.5	20175	18.71	19	0	
				1754.3	20393	18.60	19	0	
		6RB	1710.7	19957	18.66	19	0		
			1732.5	20175	18.61	19	0		
			1754.3	20393	18.58	19	0		
		16-QAM	1 RB	0	1710.7	19957	18.56	19	0
					1732.5	20175	18.78	19	0
					1754.3	20393	18.93	19	0
	2			1710.7	19957	18.89	19	0	
				1732.5	20175	18.82	19	0	
				1754.3	20393	18.72	19	0	
	5			1710.7	19957	18.91	19	0	
				1732.5	20175	18.73	19	0	
				1754.3	20393	18.54	19	0	
	3 RB		0	1710.7	19957	18.74	19	0	
				1732.5	20175	18.72	19	0	
				1754.3	20393	18.41	19	0	
			2	1710.7	19957	18.55	19	0	
				1732.5	20175	18.88	19	0	
				1754.3	20393	18.66	19	0	
			3	1710.7	19957	18.78	19	0	
				1732.5	20175	18.83	19	0	
				1754.3	20393	18.62	19	0	
	6RB		1710.7	19957	18.87	19	0		
			1732.5	20175	18.73	19	0		
			1754.3	20393	18.47	19	0		

Unless otherwise stated the results shown in this test report refer only to the sample(s) tested and such sample(s) are retained for 90 days only.

除非另有說明，此報告結果僅對測試之樣品負責，同時此樣品僅保留90天。本報告未經本公司書面許可，不可部份複製。

This document is issued by the Company subject to its General Conditions of Service printed overleaf, available on request or accessible at www.sgs.com/terms_and_conditions.htm and for electronic format documents, subject to Terms and Conditions for Electronic Documents at www.sgs.com/terms_e-document.htm. Attention is drawn to the limitation of liability, indemnification and jurisdiction issues defined therein. Any holder of this document is advised that information contained hereon reflects the Company's findings at the time of its intervention only and within the limits of Client's instructions, if any. The Company's sole responsibility is to its Client and this document does not exonerate parties to a transaction from exercising all their rights and obligations under the transaction documents. This document cannot be reproduced except in full, without prior written approval of the Company. Any unauthorized alteration, forgery or falsification of the content or appearance of this document is unlawful and offenders may be prosecuted to the fullest extent of the law.

FDD Band 5									
BW(Mhz)	Modulation	RB Size	RB Offset	Frequency (MHz)	Channel	Conducted power (dBm)	Target Power + Max. Tolerance (dBm)	MPR Allowed per 3GPP(dB)	
10	QPSK	1 RB	0	829	20450	20.72	21	0	
				836.5	20525	20.89	21	0	
				844	20600	20.93	21	0	
			25	829	20450	20.95	21	0	
				836.5	20525	20.84	21	0	
				844	20600	20.87	21	0	
		49	829	20450	20.94	21	0		
			836.5	20525	20.96	21	0		
			844	20600	20.88	21	0		
		25 RB	0	829	20450	20.79	21	0	
				836.5	20525	20.76	21	0	
				844	20600	20.98	21	0	
			12	829	20450	20.83	21	0	
				836.5	20525	20.81	21	0	
				844	20600	20.99	21	0	
		25	829	20450	20.73	21	0		
			836.5	20525	20.76	21	0		
			844	20600	20.90	21	0		
		50RB	829	20450	20.82	21	0		
			836.5	20525	20.86	21	0		
			844	20600	20.91	21	0		
		16-QAM	1 RB	0	829	20450	20.59	21	0
					836.5	20525	20.79	21	0
					844	20600	20.87	21	0
	25			829	20450	20.98	21	0	
				836.5	20525	20.75	21	0	
				844	20600	20.90	21	0	
	49			829	20450	20.67	21	0	
				836.5	20525	20.71	21	0	
				844	20600	20.78	21	0	
	25 RB			0	829	20450	20.80	21	0
					836.5	20525	20.83	21	0
					844	20600	20.98	21	0
			12	829	20450	20.83	21	0	
				836.5	20525	20.83	21	0	
				844	20600	20.99	21	0	
	25		829	20450	20.75	21	0		
			836.5	20525	20.80	21	0		
			844	20600	20.95	21	0		
	500RB		829	20450	20.81	21	0		
			836.5	20525	20.85	21	0		
			844	20600	20.95	21	0		

Unless otherwise stated the results shown in this test report refer only to the sample(s) tested and such sample(s) are retained for 90 days only.

除非另有說明，此報告結果僅對測試之樣品負責，同時此樣品僅保留90天。本報告未經本公司書面許可，不可部份複製。

This document is issued by the Company subject to its General Conditions of Service printed overleaf, available on request or accessible at www.sgs.com/terms_and_conditions.htm and for electronic format documents, subject to Terms and Conditions for Electronic Documents at www.sgs.com/terms_e-document.htm. Attention is drawn to the limitation of liability, indemnification and jurisdiction issues defined therein. Any holder of this document is advised that information contained hereon reflects the Company's findings at the time of its intervention only and within the limits of Client's instructions, if any. The Company's sole responsibility is to its Client and this document does not exonerate parties to a transaction from exercising all their rights and obligations under the transaction documents. This document cannot be reproduced except in full, without prior written approval of the Company. Any unauthorized alteration, forgery or falsification of the content or appearance of this document is unlawful and offenders may be prosecuted to the fullest extent of the law.

FDD Band 5									
BW(Mhz)	Modulation	RB Size	RB Offset	Frequency (MHz)	Channel	Conducted power (dBm)	Target Power + Max. Tolerance (dBm)	MPR Allowed per 3GPP(dB)	
5	QPSK	1 RB	0	826.5	20425	20.96	21	0	
				836.5	20525	20.97	21	0	
				846.5	20625	20.91	21	0	
			12	826.5	20425	20.87	21	0	
				836.5	20525	20.93	21	0	
				846.5	20625	20.92	21	0	
		24	826.5	20425	20.81	21	0		
			836.5	20525	20.76	21	0		
			846.5	20625	20.89	21	0		
		12 RB	0	826.5	20425	20.86	21	0	
				836.5	20525	20.77	21	0	
				846.5	20625	20.91	21	0	
			6	826.5	20425	20.76	21	0	
				836.5	20525	20.85	21	0	
				846.5	20625	20.97	21	0	
		13	826.5	20425	20.81	21	0		
			836.5	20525	20.91	21	0		
			846.5	20625	20.88	21	0		
		25RB	826.5	20425	20.85	21	0		
			836.5	20525	20.77	21	0		
			846.5	20625	20.92	21	0		
		16-QAM	1 RB	0	826.5	20425	20.73	21	0
					836.5	20525	20.82	21	0
					846.5	20625	20.80	21	0
	12			826.5	20425	20.78	21	0	
				836.5	20525	20.91	21	0	
				846.5	20625	20.78	21	0	
	24		826.5	20425	20.90	21	0		
			836.5	20525	20.88	21	0		
			846.5	20625	20.86	21	0		
	12 RB		0	826.5	20425	20.77	21	0	
				836.5	20525	20.67	21	0	
				846.5	20625	20.96	21	0	
			6	826.5	20425	20.70	21	0	
				836.5	20525	20.91	21	0	
				846.5	20625	20.92	21	0	
	13		826.5	20425	20.83	21	0		
			836.5	20525	20.86	21	0		
			846.5	20625	20.95	21	0		
	25RB		826.5	20425	20.71	21	0		
			836.5	20525	20.88	21	0		
			846.5	20625	20.92	21	0		

Unless otherwise stated the results shown in this test report refer only to the sample(s) tested and such sample(s) are retained for 90 days only.

除非另有說明，此報告結果僅對測試之樣品負責，同時此樣品僅保留90天。本報告未經本公司書面許可，不可部份複製。

This document is issued by the Company subject to its General Conditions of Service printed overleaf, available on request or accessible at www.sgs.com/terms_and_conditions.htm and for electronic format documents, subject to Terms and Conditions for Electronic Documents at www.sgs.com/terms_e-document.htm. Attention is drawn to the limitation of liability, indemnification and jurisdiction issues defined therein. Any holder of this document is advised that information contained hereon reflects the Company's findings at the time of its intervention only and within the limits of Client's instructions, if any. The Company's sole responsibility is to its Client and this document does not exonerate parties to a transaction from exercising all their rights and obligations under the transaction documents. This document cannot be reproduced except in full, without prior written approval of the Company. Any unauthorized alteration, forgery or falsification of the content or appearance of this document is unlawful and offenders may be prosecuted to the fullest extent of the law.

FDD Band 5									
BW(Mhz)	Modulation	RB Size	RB Offset	Frequency (MHz)	Channel	Conducted power (dBm)	Target Power + Max. Tolerance (dBm)	MPR Allowed per 3GPP(dB)	
3	QPSK	1 RB	0	825.5	20415	20.89	21	0	
				836.5	20525	20.91	21	0	
				847.5	20635	20.95	21	0	
			7	825.5	20415	20.92	21	0	
				836.5	20525	20.78	21	0	
				847.5	20635	20.91	21	0	
		14	825.5	20415	20.78	21	0		
			836.5	20525	20.79	21	0		
			847.5	20635	20.83	21	0		
		8 RB	0	825.5	20415	20.85	21	0	
				836.5	20525	20.75	21	0	
				847.5	20635	20.89	21	0	
			4	825.5	20415	20.76	21	0	
				836.5	20525	20.83	21	0	
				847.5	20635	20.98	21	0	
		7	825.5	20415	20.78	21	0		
			836.5	20525	20.77	21	0		
			847.5	20635	20.94	21	0		
		15RB	825.5	20415	20.70	21	0		
			836.5	20525	20.86	21	0		
			847.5	20635	20.85	21	0		
		16-QAM	1 RB	0	825.5	20415	20.75	21	0
					836.5	20525	20.85	21	0
					847.5	20635	20.86	21	0
	7			825.5	20415	20.92	21	0	
				836.5	20525	20.88	21	0	
				847.5	20635	20.85	21	0	
	14		825.5	20415	20.58	21	0		
			836.5	20525	20.76	21	0		
			847.5	20635	20.77	21	0		
	8 RB		0	825.5	20415	20.92	21	0	
				836.5	20525	20.85	21	0	
				847.5	20635	20.86	21	0	
			4	825.5	20415	20.85	21	0	
				836.5	20525	20.78	21	0	
				847.5	20635	20.77	21	0	
	7		825.5	20415	20.95	21	0		
			836.5	20525	20.79	21	0		
			847.5	20635	20.84	21	0		
	15RB		825.5	20415	20.82	21	0		
			836.5	20525	20.84	21	0		
			847.5	20635	20.86	21	0		

Unless otherwise stated the results shown in this test report refer only to the sample(s) tested and such sample(s) are retained for 90 days only.

除非另有說明，此報告結果僅對測試之樣品負責，同時此樣品僅保留90天。本報告未經本公司書面許可，不可部份複製。

This document is issued by the Company subject to its General Conditions of Service printed overleaf, available on request or accessible at www.sgs.com/terms_and_conditions.htm and for electronic format documents, subject to Terms and Conditions for Electronic Documents at www.sgs.com/terms_e-document.htm. Attention is drawn to the limitation of liability, indemnification and jurisdiction issues defined therein. Any holder of this document is advised that information contained hereon reflects the Company's findings at the time of its intervention only and within the limits of Client's instructions, if any. The Company's sole responsibility is to its Client and this document does not exonerate parties to a transaction from exercising all their rights and obligations under the transaction documents. This document cannot be reproduced except in full, without prior written approval of the Company. Any unauthorized alteration, forgery or falsification of the content or appearance of this document is unlawful and offenders may be prosecuted to the fullest extent of the law.

FDD Band 5									
BW(Mhz)	Modulation	RB Size	RB Offset	Frequency (MHz)	Channel	Conducted power (dBm)	Target Power + Max. Tolerance (dBm)	MPR Allowed per 3GPP(dB)	
1.4	QPSK	1 RB	0	824.7	20407	20.85	21	0	
				836.5	20525	20.84	21	0	
				848.3	20643	20.86	21	0	
			2	824.7	20407	20.76	21	0	
				836.5	20525	20.75	21	0	
				848.3	20643	20.89	21	0	
		5	824.7	20407	20.68	21	0		
			836.5	20525	20.64	21	0		
			848.3	20643	20.78	21	0		
		3 RB	0	824.7	20407	20.62	21	0	
				836.5	20525	20.82	21	0	
				848.3	20643	20.96	21	0	
			2	824.7	20407	20.66	21	0	
				836.5	20525	20.83	21	0	
				848.3	20643	20.89	21	0	
			3	824.7	20407	20.92	21	0	
				836.5	20525	20.82	21	0	
				848.3	20643	20.88	21	0	
		6RB	824.7	20407	20.65	21	0		
			836.5	20525	20.79	21	0		
			848.3	20643	20.89	21	0		
		16-QAM	1 RB	0	824.7	20407	20.74	21	0
					836.5	20525	20.79	21	0
					848.3	20643	20.92	21	0
	2			824.7	20407	20.91	21	0	
				836.5	20525	20.89	21	0	
				848.3	20643	20.84	21	0	
	5			824.7	20407	20.80	21	0	
				836.5	20525	20.88	21	0	
				848.3	20643	20.72	21	0	
	3 RB		0	824.7	20407	20.82	21	0	
				836.5	20525	20.90	21	0	
				848.3	20643	20.86	21	0	
			2	824.7	20407	20.62	21	0	
				836.5	20525	20.81	21	0	
				848.3	20643	20.93	21	0	
			3	824.7	20407	20.86	21	0	
				836.5	20525	20.77	21	0	
				848.3	20643	20.91	21	0	
	6RB		824.7	20407	20.77	21	0		
			836.5	20525	20.65	21	0		
			848.3	20643	20.96	21	0		

Unless otherwise stated the results shown in this test report refer only to the sample(s) tested and such sample(s) are retained for 90 days only.

除非另有說明，此報告結果僅對測試之樣品負責，同時此樣品僅保留90天。本報告未經本公司書面許可，不可部份複製。

This document is issued by the Company subject to its General Conditions of Service printed overleaf, available on request or accessible at www.sgs.com/terms_and_conditions.htm and for electronic format documents, subject to Terms and Conditions for Electronic Documents at www.sgs.com/terms_e-document.htm. Attention is drawn to the limitation of liability, indemnification and jurisdiction issues defined therein. Any holder of this document is advised that information contained hereon reflects the Company's findings at the time of its intervention only and within the limits of Client's instructions, if any. The Company's sole responsibility is to its Client and this document does not exonerate parties to a transaction from exercising all their rights and obligations under the transaction documents. This document cannot be reproduced except in full, without prior written approval of the Company. Any unauthorized alteration, forgery or falsification of the content or appearance of this document is unlawful and offenders may be prosecuted to the fullest extent of the law.

FDD Band 7											
BW(Mhz)	Modulation	RB Size	RB Offset	Frequency (MHz)	Channel	Conducted power (dBm)	Target Power + Max. Tolerance (dBm)	MPR Allowed per 3GPP(dB)			
20	QPSK	1 RB	0	2510	20850	19.45	19.5	0			
				2535	21100	19.20	19.5	0			
				2560	21350	19.44	19.5	0			
			50	2510	20850	19.42	19.5	0			
				2535	21100	19.40	19.5	0			
				2560	21350	19.29	19.5	0			
			99	2510	20850	19.41	19.5	0			
				2535	21100	19.42	19.5	0			
				2560	21350	19.15	19.5	0			
		50 RB	0	2510	20850	19.37	20850	19.37	19.5	0	
				2535	21100	18.94	21100	18.94	19.5	0	
				2560	21350	19.21	21350	19.21	19.5	0	
			25	2510	20850	19.02	20850	19.02	19.5	0	
				2535	21100	19.24	21100	19.24	19.5	0	
				2560	21350	19.15	21350	19.15	19.5	0	
			50	2510	20850	19.11	20850	19.11	19.5	0	
				2535	21100	19.16	21100	19.16	19.5	0	
				2560	21350	19.09	21350	19.09	19.5	0	
		100RB	2510	20850	19.20	20850	19.20	19.5	0		
			2535	21100	19.11	21100	19.11	19.5	0		
			2560	21350	19.15	21350	19.15	19.5	0		
		16-QAM	1 RB	0	2510	20850	19.11	20850	19.11	19.5	0
					2535	21100	19.06	21100	19.06	19.5	0
					2560	21350	19.26	21350	19.26	19.5	0
	50			2510	20850	18.95	20850	18.95	19.5	0	
				2535	21100	18.95	21100	18.95	19.5	0	
				2560	21350	19.17	21350	19.17	19.5	0	
	99			2510	20850	19.30	20850	19.30	19.5	0	
				2535	21100	19.26	21100	19.26	19.5	0	
				2560	21350	19.26	21350	19.26	19.5	0	
	50 RB		0	2510	20850	19.11	20850	19.11	19.5	0	
				2535	21100	18.96	21100	18.96	19.5	0	
				2560	21350	19.12	21350	19.12	19.5	0	
			25	2510	20850	19.14	20850	19.14	19.5	0	
				2535	21100	19.17	21100	19.17	19.5	0	
				2560	21350	19.24	21350	19.24	19.5	0	
			50	2510	20850	19.20	20850	19.20	19.5	0	
				2535	21100	19.23	21100	19.23	19.5	0	
				2560	21350	19.17	21350	19.17	19.5	0	
	100RB		2510	20850	19.13	20850	19.13	19.5	0		
			2535	21100	19.11	21100	19.11	19.5	0		
			2560	21350	19.18	21350	19.18	19.5	0		

Unless otherwise stated the results shown in this test report refer only to the sample(s) tested and such sample(s) are retained for 90 days only.

除非另有說明，此報告結果僅對測試之樣品負責，同時此樣品僅保留90天。本報告未經本公司書面許可，不可部份複製。

This document is issued by the Company subject to its General Conditions of Service printed overleaf, available on request or accessible at www.sgs.com/terms_and_conditions.htm and for electronic format documents, subject to Terms and Conditions for Electronic Documents at www.sgs.com/terms_e-document.htm. Attention is drawn to the limitation of liability, indemnification and jurisdiction issues defined therein. Any holder of this document is advised that information contained hereon reflects the Company's findings at the time of its intervention only and within the limits of Client's instructions, if any. The Company's sole responsibility is to its Client and this document does not exonerate parties to a transaction from exercising all their rights and obligations under the transaction documents. This document cannot be reproduced except in full, without prior written approval of the Company. Any unauthorized alteration, forgery or falsification of the content or appearance of this document is unlawful and offenders may be prosecuted to the fullest extent of the law.

FDD Band 7									
BW(Mhz)	Modulation	RB Size	RB Offset	Frequency (MHz)	Channel	Conducted power (dBm)	Target Power + Max. Tolerance (dBm)	MPR Allowed per 3GPP(dB)	
15	QPSK	1 RB	0	2507.5	20825	19.04	19.5	0	
				2535	21100	18.92	19.5	0	
				2562.5	21375	19.02	19.5	0	
			36	2507.5	20825	18.98	19.5	0	
				2535	21100	18.97	19.5	0	
				2562.5	21375	19.06	19.5	0	
		74	2507.5	20825	19.11	19.5	0		
			2535	21100	19.24	19.5	0		
			2562.5	21375	19.24	19.5	0		
		36 RB	0	2507.5	20825	19.02	19.5	0	
				2535	21100	18.97	19.5	0	
				2562.5	21375	19.10	19.5	0	
			18	2507.5	20825	19.07	19.5	0	
				2535	21100	19.03	19.5	0	
				2562.5	21375	19.07	19.5	0	
			37	2507.5	20825	19.06	19.5	0	
				2535	21100	19.19	19.5	0	
				2562.5	21375	19.02	19.5	0	
			75RB	2507.5	20825	19.09	19.5	0	
				2535	21100	19.10	19.5	0	
				2562.5	21375	19.11	19.5	0	
		16-QAM	1 RB	0	2507.5	20825	19.41	19.5	0
					2535	21100	19.21	19.5	0
					2562.5	21375	19.14	19.5	0
	36			2507.5	20825	18.97	19.5	0	
				2535	21100	19.16	19.5	0	
				2562.5	21375	19.38	19.5	0	
	74			2507.5	20825	19.21	19.5	0	
				2535	21100	19.37	19.5	0	
				2562.5	21375	19.13	19.5	0	
	36 RB			0	2507.5	20825	19.03	19.5	0
					2535	21100	19.02	19.5	0
					2562.5	21375	19.05	19.5	0
			18	2507.5	20825	19.10	19.5	0	
				2535	21100	18.99	19.5	0	
				2562.5	21375	19.13	19.5	0	
			37	2507.5	20825	19.11	19.5	0	
				2535	21100	19.16	19.5	0	
				2562.5	21375	19.08	19.5	0	
	75RB		2507.5	20825	19.06	19.5	0		
			2535	21100	19.02	19.5	0		
			2562.5	21375	18.99	19.5	0		

Unless otherwise stated the results shown in this test report refer only to the sample(s) tested and such sample(s) are retained for 90 days only.

除非另有說明，此報告結果僅對測試之樣品負責，同時此樣品僅保留90天。本報告未經本公司書面許可，不可部份複製。

This document is issued by the Company subject to its General Conditions of Service printed overleaf, available on request or accessible at www.sgs.com/terms_and_conditions.htm and for electronic format documents, subject to Terms and Conditions for Electronic Documents at www.sgs.com/terms_e-document.htm. Attention is drawn to the limitation of liability, indemnification and jurisdiction issues defined therein. Any holder of this document is advised that information contained hereon reflects the Company's findings at the time of its intervention only and within the limits of Client's instructions, if any. The Company's sole responsibility is to its Client and this document does not exonerate parties to a transaction from exercising all their rights and obligations under the transaction documents. This document cannot be reproduced except in full, without prior written approval of the Company. Any unauthorized alteration, forgery or falsification of the content or appearance of this document is unlawful and offenders may be prosecuted to the fullest extent of the law.

FDD Band 7									
BW(Mhz)	Modulation	RB Size	RB Offset	Frequency (MHz)	Channel	Conducted power (dBm)	Target Power + Max. Tolerance (dBm)	MPR Allowed per 3GPP(dB)	
10	QPSK	1 RB	0	2505	20800	19.38	19.5	0	
				2535	21100	19.29	19.5	0	
				2565	21400	19.35	19.5	0	
			25	2505	20800	18.98	19.5	0	
				2535	21100	18.97	19.5	0	
				2565	21400	18.77	19.5	0	
			49	2505	20800	19.22	19.5	0	
				2535	21100	19.44	19.5	0	
				2565	21400	19.21	19.5	0	
		25 RB	0	2505	20800	19.12	19.5	0	
				2535	21100	19.11	19.5	0	
				2565	21400	19.19	19.5	0	
			12	2505	20800	19.10	19.5	0	
				2535	21100	19.01	19.5	0	
				2565	21400	19.04	19.5	0	
			25	2505	20800	19.15	19.5	0	
				2535	21100	19.11	19.5	0	
				2565	21400	19.08	19.5	0	
		50RB	2505	20800	19.18	19.5	0		
			2535	21100	19.12	19.5	0		
			2565	21400	19.11	19.5	0		
		16-QAM	1 RB	0	2505	20800	19.31	19.5	0
					2535	21100	19.25	19.5	0
					2565	21400	19.31	19.5	0
	25			2505	20800	19.12	19.5	0	
				2535	21100	19.42	19.5	0	
				2565	21400	19.00	19.5	0	
	49			2505	20800	19.39	19.5	0	
				2535	21100	19.32	19.5	0	
				2565	21400	19.36	19.5	0	
	25 RB		0	2505	20800	19.26	19.5	0	
				2535	21100	19.08	19.5	0	
				2565	21400	19.15	19.5	0	
			12	2505	20800	19.07	19.5	0	
				2535	21100	19.03	19.5	0	
				2565	21400	19.09	19.5	0	
			25	2505	20800	19.05	19.5	0	
				2535	21100	19.06	19.5	0	
				2565	21400	19.14	19.5	0	
	50RB		2505	20800	19.12	19.5	0		
			2535	21100	19.10	19.5	0		
			2565	21400	19.03	19.5	0		

Unless otherwise stated the results shown in this test report refer only to the sample(s) tested and such sample(s) are retained for 90 days only.

除非另有說明，此報告結果僅對測試之樣品負責，同時此樣品僅保留90天。本報告未經本公司書面許可，不可部份複製。

This document is issued by the Company subject to its General Conditions of Service printed overleaf, available on request or accessible at www.sgs.com/terms_and_conditions.htm and for electronic format documents, subject to Terms and Conditions for Electronic Documents at www.sgs.com/terms_e-document.htm. Attention is drawn to the limitation of liability, indemnification and jurisdiction issues defined therein. Any holder of this document is advised that information contained hereon reflects the Company's findings at the time of its intervention only and within the limits of Client's instructions, if any. The Company's sole responsibility is to its Client and this document does not exonerate parties to a transaction from exercising all their rights and obligations under the transaction documents. This document cannot be reproduced except in full, without prior written approval of the Company. Any unauthorized alteration, forgery or falsification of the content or appearance of this document is unlawful and offenders may be prosecuted to the fullest extent of the law.

FDD Band 7									
BW(MHz)	Modulation	RB Size	RB Offset	Frequency (MHz)	Channel	Conducted power (dBm)	Target Power + Max. Tolerance (dBm)	MPR Allowed per 3GPP(dB)	
5	QPSK	1 RB	0	2502.5	20775	19.17	19.5	0	
				2535	21100	18.93	19.5	0	
				2567.5	21425	18.85	19.5	0	
			12	2502.5	20775	19.04	19.5	0	
				2535	21100	19.00	19.5	0	
				2567.5	21425	18.73	19.5	0	
		24	2502.5	20775	18.96	19.5	0		
			2535	21100	18.99	19.5	0		
			2567.5	21425	18.96	19.5	0		
		12 RB	0	2502.5	20775	19.11	19.5	0	
				2535	21100	18.95	19.5	0	
				2567.5	21425	18.91	19.5	0	
			6	2502.5	20775	19.14	19.5	0	
				2535	21100	18.95	19.5	0	
				2567.5	21425	18.94	19.5	0	
			13	2502.5	20775	18.99	19.5	0	
				2535	21100	18.99	19.5	0	
				2567.5	21425	18.87	19.5	0	
		25RB	2502.5	20775	19.12	19.5	0		
			2535	21100	19.00	19.5	0		
			2567.5	21425	18.95	19.5	0		
		16-QAM	1 RB	0	2502.5	20775	19.38	19.5	0
					2535	21100	19.32	19.5	0
					2567.5	21425	19.23	19.5	0
	12			2502.5	20775	19.19	19.5	0	
				2535	21100	19.41	19.5	0	
				2567.5	21425	19.27	19.5	0	
	24		2502.5	20775	19.29	19.5	0		
			2535	21100	19.37	19.5	0		
			2567.5	21425	19.31	19.5	0		
	12 RB		0	2502.5	20775	19.00	19.5	0	
				2535	21100	18.98	19.5	0	
				2567.5	21425	18.95	19.5	0	
			6	2502.5	20775	19.07	19.5	0	
				2535	21100	18.97	19.5	0	
				2567.5	21425	18.90	19.5	0	
			13	2502.5	20775	19.11	19.5	0	
				2535	21100	18.94	19.5	0	
				2567.5	21425	18.96	19.5	0	
	25RB		2502.5	20775	19.13	19.5	0		
			2535	21100	19.11	19.5	0		
			2567.5	21425	18.82	19.5	0		

Unless otherwise stated the results shown in this test report refer only to the sample(s) tested and such sample(s) are retained for 90 days only.

除非另有說明，此報告結果僅對測試之樣品負責，同時此樣品僅保留90天。本報告未經本公司書面許可，不可部份複製。

This document is issued by the Company subject to its General Conditions of Service printed overleaf, available on request or accessible at www.sgs.com/terms_and_conditions.htm and for electronic format documents, subject to Terms and Conditions for Electronic Documents at www.sgs.com/terms_e-document.htm. Attention is drawn to the limitation of liability, indemnification and jurisdiction issues defined therein. Any holder of this document is advised that information contained hereon reflects the Company's findings at the time of its intervention only and within the limits of Client's instructions, if any. The Company's sole responsibility is to its Client and this document does not exonerate parties to a transaction from exercising all their rights and obligations under the transaction documents. This document cannot be reproduced except in full, without prior written approval of the Company. Any unauthorized alteration, forgery or falsification of the content or appearance of this document is unlawful and offenders may be prosecuted to the fullest extent of the law.

FDD Band 12											
BW(Mhz)	Modulation	RB Size	RB Offset	Frequency (MHz)	Channel	Conducted power (dBm)	Target Power + Max. Tolerance (dBm)	MPR Allowed per 3GPP(dB)			
10	QPSK	1 RB	0	704	23060	22.46	22.5	0			
				707.5	23095	22.22	22.5	0			
				711	23130	22.45	22.5	0			
			25	704	23060	22.42	22.5	0			
				707.5	23095	22.23	22.5	0			
				711	23130	22.42	22.5	0			
			49	704	23060	22.48	22.5	0			
				707.5	23095	22.49	22.5	0			
				711	23130	22.39	22.5	0			
		25 RB	0	704	23060	22.29	23060	22.29	22.5	0	
				707.5	23095	22.25	23095	22.25	22.5	0	
				711	23130	22.27	23130	22.27	22.5	0	
			12	704	23060	22.37	23060	22.37	22.5	0	
				707.5	23095	22.42	23095	22.42	22.5	0	
				711	23130	22.36	23130	22.36	22.5	0	
			25	704	23060	22.32	23060	22.32	22.5	0	
				707.5	23095	22.31	23095	22.31	22.5	0	
				711	23130	22.48	23130	22.48	22.5	0	
		50RB	704	23060	22.42	23060	22.42	22.5	0		
			707.5	23095	22.28	23095	22.28	22.5	0		
			711	23130	22.39	23130	22.39	22.5	0		
		16-QAM	1 RB	0	704	23060	22.44	23060	22.44	22.5	0
					707.5	23095	22.42	23095	22.42	22.5	0
					711	23130	22.34	23130	22.34	22.5	0
	25			704	23060	22.32	23060	22.32	22.5	0	
				707.5	23095	22.29	23095	22.29	22.5	0	
				711	23130	22.37	23130	22.37	22.5	0	
	49			704	23060	22.38	23060	22.38	22.5	0	
				707.5	23095	22.35	23095	22.35	22.5	0	
				711	23130	22.47	23130	22.47	22.5	0	
	25 RB			0	704	23060	21.19	23060	21.19	22.5	0
					707.5	23095	21.16	23095	21.16	22.5	0
					711	23130	21.21	23130	21.21	22.5	0
			12	704	23060	21.35	23060	21.35	22.5	0	
				707.5	23095	21.25	23095	21.25	22.5	0	
				711	23130	21.28	23130	21.28	22.5	0	
			25	704	23060	21.27	23060	21.27	22.5	0	
				707.5	23095	21.26	23095	21.26	22.5	0	
				711	23130	21.35	23130	21.35	22.5	0	
			50RB	704	23060	21.32	23060	21.32	22.5	0	
				707.5	23095	21.08	23095	21.08	22.5	0	
				711	23130	21.32	23130	21.32	22.5	0	

Unless otherwise stated the results shown in this test report refer only to the sample(s) tested and such sample(s) are retained for 90 days only.

除非另有說明，此報告結果僅對測試之樣品負責，同時此樣品僅保留90天。本報告未經本公司書面許可，不可部份複製。

This document is issued by the Company subject to its General Conditions of Service printed overleaf, available on request or accessible at www.sgs.com/terms_and_conditions.htm and for electronic format documents, subject to Terms and Conditions for Electronic Documents at www.sgs.com/terms_e-document.htm. Attention is drawn to the limitation of liability, indemnification and jurisdiction issues defined therein. Any holder of this document is advised that information contained hereon reflects the Company's findings at the time of its intervention only and within the limits of Client's instructions, if any. The Company's sole responsibility is to its Client and this document does not exonerate parties to a transaction from exercising all their rights and obligations under the transaction documents. This document cannot be reproduced except in full, without prior written approval of the Company. Any unauthorized alteration, forgery or falsification of the content or appearance of this document is unlawful and offenders may be prosecuted to the fullest extent of the law.

FDD Band 12									
BW(Mhz)	Modulation	RB Size	RB Offset	Frequency (MHz)	Channel	Conducted power (dBm)	Target Power + Max. Tolerance (dBm)	MPR Allowed per 3GPP(dB)	
5	QPSK	1 RB	0	701.5	23035	22.40	22.5	0	
				707.5	23095	22.31	22.5	0	
				713.5	23155	22.32	22.5	0	
			12	701.5	23035	22.30	22.5	0	
				707.5	23095	22.12	22.5	0	
				713.5	23155	22.22	22.5	0	
		24	701.5	23035	22.24	22.5	0		
			707.5	23095	22.19	22.5	0		
			713.5	23155	22.40	22.5	0		
		12 RB	0	701.5	23035	22.19	22.5	0	
				707.5	23095	22.19	22.5	0	
				713.5	23155	22.25	22.5	0	
			6	701.5	23035	22.34	22.5	0	
				707.5	23095	22.19	22.5	0	
				713.5	23155	22.28	22.5	0	
		13	701.5	23035	22.40	22.5	0		
			707.5	23095	22.34	22.5	0		
			713.5	23155	22.32	22.5	0		
		25RB	701.5	23035	22.26	22.5	0		
			707.5	23095	22.15	22.5	0		
			713.5	23155	22.23	22.5	0		
		16-QAM	1 RB	0	701.5	23035	22.11	22.5	0
					707.5	23095	22.16	22.5	0
					713.5	23155	22.39	22.5	0
	12			701.5	23035	22.38	22.5	0	
				707.5	23095	22.22	22.5	0	
				713.5	23155	22.42	22.5	0	
	24		701.5	23035	22.19	22.5	0		
			707.5	23095	22.12	22.5	0		
			713.5	23155	22.44	22.5	0		
	12 RB		0	701.5	23035	21.32	22.5	0	
				707.5	23095	21.03	22.5	0	
				713.5	23155	21.23	22.5	0	
			6	701.5	23035	21.29	22.5	0	
				707.5	23095	21.06	22.5	0	
				713.5	23155	21.30	22.5	0	
	13		701.5	23035	21.42	22.5	0		
			707.5	23095	21.27	22.5	0		
			713.5	23155	21.38	22.5	0		
	25RB		701.5	23035	21.34	22.5	0		
			707.5	23095	21.00	22.5	0		
			713.5	23155	21.23	22.5	0		

Unless otherwise stated the results shown in this test report refer only to the sample(s) tested and such sample(s) are retained for 90 days only.

除非另有說明，此報告結果僅對測試之樣品負責，同時此樣品僅保留90天。本報告未經本公司書面許可，不可部份複製。

This document is issued by the Company subject to its General Conditions of Service printed overleaf, available on request or accessible at www.sgs.com/terms_and_conditions.htm and for electronic format documents, subject to Terms and Conditions for Electronic Documents at www.sgs.com/terms_e-document.htm. Attention is drawn to the limitation of liability, indemnification and jurisdiction issues defined therein. Any holder of this document is advised that information contained hereon reflects the Company's findings at the time of its intervention only and within the limits of Client's instructions, if any. The Company's sole responsibility is to its Client and this document does not exonerate parties to a transaction from exercising all their rights and obligations under the transaction documents. This document cannot be reproduced except in full, without prior written approval of the Company. Any unauthorized alteration, forgery or falsification of the content or appearance of this document is unlawful and offenders may be prosecuted to the fullest extent of the law.

FDD Band 12									
BW(Mhz)	Modulation	RB Size	RB Offset	Frequency (MHz)	Channel	Conducted power (dBm)	Target Power + Max. Tolerance (dBm)	MPR Allowed per 3GPP(dB)	
3	QPSK	1 RB	0	700.5	23025	22.40	22.5	0	
				707.5	23095	22.25	22.5	0	
				714.5	23165	22.31	22.5	0	
			7	700.5	23025	22.34	22.5	0	
				707.5	23095	22.45	22.5	0	
				714.5	23165	22.43	22.5	0	
		14	700.5	23025	22.19	22.5	0		
			707.5	23095	22.12	22.5	0		
			714.5	23165	22.16	22.5	0		
		8 RB	0	700.5	23025	22.18	22.5	0	
				707.5	23095	22.16	22.5	0	
				714.5	23165	22.21	22.5	0	
			4	700.5	23025	22.24	22.5	0	
				707.5	23095	22.14	22.5	0	
				714.5	23165	22.27	22.5	0	
		7	700.5	23025	22.20	22.5	0		
			707.5	23095	22.19	22.5	0		
			714.5	23165	22.21	22.5	0		
		15RB	700.5	23025	22.17	22.5	0		
			707.5	23095	22.11	22.5	0		
			714.5	23165	22.22	22.5	0		
		16-QAM	1 RB	0	700.5	23025	22.43	22.5	0
					707.5	23095	22.36	22.5	0
					714.5	23165	22.43	22.5	0
	7			700.5	23025	22.33	22.5	0	
				707.5	23095	22.37	22.5	0	
				714.5	23165	22.42	22.5	0	
	14		700.5	23025	22.16	22.5	0		
			707.5	23095	22.39	22.5	0		
			714.5	23165	22.35	22.5	0		
	8 RB		0	700.5	23025	21.27	22.5	0	
				707.5	23095	21.17	22.5	0	
				714.5	23165	21.26	22.5	0	
			4	700.5	23025	21.34	22.5	0	
				707.5	23095	21.32	22.5	0	
				714.5	23165	21.34	22.5	0	
	7		700.5	23025	21.40	22.5	0		
			707.5	23095	21.16	22.5	0		
			714.5	23165	21.48	22.5	0		
	15RB		700.5	23025	21.40	22.5	0		
			707.5	23095	21.23	22.5	0		
			714.5	23165	21.39	22.5	0		

Unless otherwise stated the results shown in this test report refer only to the sample(s) tested and such sample(s) are retained for 90 days only.

除非另有說明，此報告結果僅對測試之樣品負責，同時此樣品僅保留90天。本報告未經本公司書面許可，不可部份複製。

This document is issued by the Company subject to its General Conditions of Service printed overleaf, available on request or accessible at www.sgs.com/terms_and_conditions.htm and for electronic format documents, subject to Terms and Conditions for Electronic Documents at www.sgs.com/terms_e-document.htm. Attention is drawn to the limitation of liability, indemnification and jurisdiction issues defined therein. Any holder of this document is advised that information contained hereon reflects the Company's findings at the time of its intervention only and within the limits of Client's instructions, if any. The Company's sole responsibility is to its Client and this document does not exonerate parties to a transaction from exercising all their rights and obligations under the transaction documents. This document cannot be reproduced except in full, without prior written approval of the Company. Any unauthorized alteration, forgery or falsification of the content or appearance of this document is unlawful and offenders may be prosecuted to the fullest extent of the law.

FDD Band 12									
BW(Mhz)	Modulation	RB Size	RB Offset	Frequency (MHz)	Channel	Conducted power (dBm)	Target Power + Max. Tolerance (dBm)	MPR Allowed per 3GPP(dB)	
1.4	QPSK	1 RB	0	699.7	23017	22.19	22.5	0	
				707.5	23095	22.20	22.5	0	
				715.3	23173	22.12	22.5	0	
			2	699.7	23017	22.22	22.5	0	
				707.5	23095	22.22	22.5	0	
				715.3	23173	22.31	22.5	0	
		5	699.7	23017	22.07	22.5	0		
			707.5	23095	21.99	22.5	0		
			715.3	23173	22.10	22.5	0		
		3 RB	0	699.7	23017	22.21	22.5	0	
				707.5	23095	22.09	22.5	0	
				715.3	23173	22.10	22.5	0	
			2	699.7	23017	22.14	22.5	0	
				707.5	23095	21.99	22.5	0	
				715.3	23173	22.12	22.5	0	
			3	699.7	23017	22.16	22.5	0	
				707.5	23095	22.14	22.5	0	
				715.3	23173	22.19	22.5	0	
		6RB	699.7	23017	22.07	22.5	0		
			707.5	23095	21.97	22.5	0		
			715.3	23173	22.14	22.5	0		
		16-QAM	1 RB	0	699.7	23017	22.23	22.5	0
					707.5	23095	22.38	22.5	0
					715.3	23173	22.36	22.5	0
	2			699.7	23017	22.27	22.5	0	
				707.5	23095	22.41	22.5	0	
				715.3	23173	22.30	22.5	0	
	5			699.7	23017	22.05	22.5	0	
				707.5	23095	22.42	22.5	0	
				715.3	23173	22.33	22.5	0	
	3 RB		0	699.7	23017	22.01	22.5	0	
				707.5	23095	22.12	22.5	0	
				715.3	23173	22.28	22.5	0	
			2	699.7	23017	22.08	22.5	0	
				707.5	23095	21.85	22.5	0	
				715.3	23173	22.11	22.5	0	
			3	699.7	23017	22.27	22.5	0	
				707.5	23095	21.90	22.5	0	
				715.3	23173	22.24	22.5	0	
	6RB		699.7	23017	21.11	22.5	0		
			707.5	23095	20.94	22.5	0		
			715.3	23173	21.17	22.5	0		

Unless otherwise stated the results shown in this test report refer only to the sample(s) tested and such sample(s) are retained for 90 days only.

除非另有說明，此報告結果僅對測試之樣品負責，同時此樣品僅保留90天。本報告未經本公司書面許可，不可部份複製。

This document is issued by the Company subject to its General Conditions of Service printed overleaf, available on request or accessible at www.sgs.com/terms_and_conditions.htm and for electronic format documents, subject to Terms and Conditions for Electronic Documents at www.sgs.com/terms_e-document.htm. Attention is drawn to the limitation of liability, indemnification and jurisdiction issues defined therein. Any holder of this document is advised that information contained hereon reflects the Company's findings at the time of its intervention only and within the limits of Client's instructions, if any. The Company's sole responsibility is to its Client and this document does not exonerate parties to a transaction from exercising all their rights and obligations under the transaction documents. This document cannot be reproduced except in full, without prior written approval of the Company. Any unauthorized alteration, forgery or falsification of the content or appearance of this document is unlawful and offenders may be prosecuted to the fullest extent of the law.

FDD Band 13								
BW(Mhz)	Modulation	RB Size	RB Offset	Frequency (MHz)	Channel	Conducted power (dBm)	Target Power + Max. Tolerance (dBm)	MPR Allowed per 3GPP(dB)
10	QPSK	1 RB	0	782	23230	20.55	21	0
			25	782	23230	20.84	21	0
			49	782	23230	20.97	21	0
		25 RB	0	782	23230	20.76	21	0
			12	782	23230	20.78	21	0
			25	782	23230	20.81	21	0
	50RB			782	23230	20.76	21	0
	16-QAM	1 RB	0	782	23230	20.55	21	0
			25	782	23230	20.37	21	0
			49	782	23230	20.20	21	0
		25 RB	0	782	23230	20.46	21	0
			12	782	23230	20.48	21	0
			25	782	23230	20.17	21	0
	50RB			782	23230	20.36	21	0

Unless otherwise stated the results shown in this test report refer only to the sample(s) tested and such sample(s) are retained for 90 days only.

除非另有說明，此報告結果僅對測試之樣品負責，同時此樣品僅保留90天。本報告未經本公司書面許可，不可部份複製。

This document is issued by the Company subject to its General Conditions of Service printed overleaf, available on request or accessible at www.sgs.com/terms_and_conditions.htm and for electronic format documents, subject to Terms and Conditions for Electronic Documents at www.sgs.com/terms_e-document.htm. Attention is drawn to the limitation of liability, indemnification and jurisdiction issues defined therein. Any holder of this document is advised that information contained hereon reflects the Company's findings at the time of its intervention only and within the limits of Client's instructions, if any. The Company's sole responsibility is to its Client and this document does not exonerate parties to a transaction from exercising all their rights and obligations under the transaction documents. This document cannot be reproduced except in full, without prior written approval of the Company. Any unauthorized alteration, forgery or falsification of the content or appearance of this document is unlawful and offenders may be prosecuted to the fullest extent of the law.

FDD Band 13									
BW(Mhz)	Modulation	RB Size	RB Offset	Frequency (MHz)	Channel	Conducted power (dBm)	Target Power + Max. Tolerance (dBm)	MPR Allowed per 3GPP(dB)	
5	QPSK	1 RB	0	779.5	23205	20.54	21	0	
				782	23230	20.64	21	0	
				784.5	23255	20.62	21	0	
			12	779.5	23205	20.56	21	0	
				782	23230	20.40	21	0	
				784.5	23255	20.57	21	0	
		24	779.5	23205	20.35	21	0		
			782	23230	20.44	21	0		
			784.5	23255	20.55	21	0		
		12 RB	0	779.5	23205	20.53	21	0	
				782	23230	20.42	21	0	
				784.5	23255	20.54	21	0	
			6	779.5	23205	20.46	21	0	
				782	23230	20.38	21	0	
				784.5	23255	20.70	21	0	
		13	779.5	23205	20.32	21	0		
			782	23230	20.45	21	0		
			784.5	23255	20.55	21	0		
		25RB	779.5	23205	20.45	21	0		
			782	23230	20.41	21	0		
			784.5	23255	20.58	21	0		
		16-QAM	1 RB	0	779.5	23205	20.67	21	0
					782	23230	20.81	21	0
					784.5	23255	20.94	21	0
	12			779.5	23205	20.51	21	0	
				782	23230	20.58	21	0	
				784.5	23255	20.82	21	0	
	24		779.5	23205	20.62	21	0		
			782	23230	20.68	21	0		
			784.5	23255	20.56	21	0		
	12 RB		0	779.5	23205	20.45	21	0	
				782	23230	20.49	21	0	
				784.5	23255	20.45	21	0	
			6	779.5	23205	20.57	21	0	
				782	23230	20.54	21	0	
				784.5	23255	20.62	21	0	
	13		779.5	23205	20.34	21	0		
			782	23230	20.47	21	0		
			784.5	23255	20.52	21	0		
	25RB		779.5	23205	20.41	21	0		
			782	23230	20.44	21	0		
			784.5	23255	20.69	21	0		

Unless otherwise stated the results shown in this test report refer only to the sample(s) tested and such sample(s) are retained for 90 days only.

除非另有說明，此報告結果僅對測試之樣品負責，同時此樣品僅保留90天。本報告未經本公司書面許可，不可部份複製。

This document is issued by the Company subject to its General Conditions of Service printed overleaf, available on request or accessible at www.sgs.com/terms_and_conditions.htm and for electronic format documents, subject to Terms and Conditions for Electronic Documents at www.sgs.com/terms_e-document.htm. Attention is drawn to the limitation of liability, indemnification and jurisdiction issues defined therein. Any holder of this document is advised that information contained hereon reflects the Company's findings at the time of its intervention only and within the limits of Client's instructions, if any. The Company's sole responsibility is to its Client and this document does not exonerate parties to a transaction from exercising all their rights and obligations under the transaction documents. This document cannot be reproduced except in full, without prior written approval of the Company. Any unauthorized alteration, forgery or falsification of the content or appearance of this document is unlawful and offenders may be prosecuted to the fullest extent of the law.

FDD Band 17									
BW(Mhz)	Modulation	RB Size	RB Offset	Frequency (MHz)	Channel	Conducted power (dBm)	Target Power + Max. Tolerance (dBm)	MPR Allowed per 3GPP(dB)	
10	QPSK	1 RB	0	709	23780	22.41	22.5	0	
				710	23790	22.37	22.5	0	
				711	23800	22.42	22.5	0	
			25	709	23780	22.42	22.5	0	
				710	23790	22.38	22.5	0	
				711	23800	22.46	22.5	0	
			49	709	23780	22.38	22.5	0	
				710	23790	22.35	22.5	0	
				711	23800	22.27	22.5	0	
		25 RB	0	709	23780	22.30	22.5	0	
				710	23790	22.26	22.5	0	
				711	23800	22.32	22.5	0	
			12	709	23780	22.39	22.5	0	
				710	23790	22.39	22.5	0	
				711	23800	22.42	22.5	0	
			25	709	23780	22.43	22.5	0	
				710	23790	22.41	22.5	0	
				711	23800	22.47	22.5	0	
		50RB	709	23780	22.37	22.5	0		
			710	23790	22.42	22.5	0		
			711	23800	22.45	22.5	0		
		16-QAM	1 RB	0	709	23780	22.18	22.5	0
					710	23790	22.36	22.5	0
					711	23800	21.95	22.5	0
	25			709	23780	22.44	22.5	0	
				710	23790	22.34	22.5	0	
				711	23800	22.44	22.5	0	
	49			709	23780	22.39	22.5	0	
				710	23790	22.39	22.5	0	
				711	23800	22.32	22.5	0	
	25 RB			0	709	23780	21.14	22.5	0
					710	23790	21.18	22.5	0
					711	23800	21.28	22.5	0
			12	709	23780	21.32	22.5	0	
				710	23790	21.31	22.5	0	
				711	23800	21.37	22.5	0	
			25	709	23780	21.23	22.5	0	
				710	23790	21.28	22.5	0	
				711	23800	21.46	22.5	0	
	50RB		709	23780	21.25	22.5	0		
			710	23790	21.46	22.5	0		
			711	23800	21.40	22.5	0		

Unless otherwise stated the results shown in this test report refer only to the sample(s) tested and such sample(s) are retained for 90 days only.

除非另有說明，此報告結果僅對測試之樣品負責，同時此樣品僅保留90天。本報告未經本公司書面許可，不可部份複製。

This document is issued by the Company subject to its General Conditions of Service printed overleaf, available on request or accessible at www.sgs.com/terms_and_conditions.htm and for electronic format documents, subject to Terms and Conditions for Electronic Documents at www.sgs.com/terms_e-document.htm. Attention is drawn to the limitation of liability, indemnification and jurisdiction issues defined therein. Any holder of this document is advised that information contained hereon reflects the Company's findings at the time of its intervention only and within the limits of Client's instructions, if any. The Company's sole responsibility is to its Client and this document does not exonerate parties to a transaction from exercising all their rights and obligations under the transaction documents. This document cannot be reproduced except in full, without prior written approval of the Company. Any unauthorized alteration, forgery or falsification of the content or appearance of this document is unlawful and offenders may be prosecuted to the fullest extent of the law.

FDD Band 17									
BW(Mhz)	Modulation	RB Size	RB Offset	Frequency (MHz)	Channel	Conducted power (dBm)	Target Power + Max. Tolerance (dBm)	MPR Allowed per 3GPP(dB)	
5	QPSK	1 RB	0	706.5	23755	22.34	22.5	0	
				710	23790	22.34	22.5	0	
				713.5	23825	22.44	22.5	0	
			12	706.5	23755	22.45	22.5	0	
				710	23790	22.27	22.5	0	
				713.5	23825	22.41	22.5	0	
		24	706.5	23755	22.35	22.5	0		
			710	23790	22.37	22.5	0		
			713.5	23825	22.43	22.5	0		
		12 RB	0	706.5	23755	22.33	22.5	0	
				710	23790	22.18	22.5	0	
				713.5	23825	22.38	22.5	0	
			6	706.5	23755	22.21	22.5	0	
				710	23790	22.31	22.5	0	
				713.5	23825	22.39	22.5	0	
		13	706.5	23755	22.26	22.5	0		
			710	23790	22.22	22.5	0		
			713.5	23825	22.42	22.5	0		
		25RB	706.5	23755	22.20	22.5	0		
			710	23790	22.20	22.5	0		
			713.5	23825	22.38	22.5	0		
		16-QAM	1 RB	0	706.5	23755	22.42	22.5	0
					710	23790	22.35	22.5	0
					713.5	23825	22.31	22.5	0
	12			706.5	23755	22.29	22.5	0	
				710	23790	22.38	22.5	0	
				713.5	23825	22.41	22.5	0	
	24		706.5	23755	22.31	22.5	0		
			710	23790	22.40	22.5	0		
			713.5	23825	22.32	22.5	0		
	12 RB		0	706.5	23755	21.26	22.5	0	
				710	23790	21.35	22.5	0	
				713.5	23825	21.40	22.5	0	
			6	706.5	23755	21.28	22.5	0	
				710	23790	21.30	22.5	0	
				713.5	23825	21.49	22.5	0	
	13		706.5	23755	21.27	22.5	0		
			710	23790	21.23	22.5	0		
			713.5	23825	21.45	22.5	0		
	25RB		706.5	23755	21.24	22.5	0		
			710	23790	21.30	22.5	0		
			713.5	23825	21.43	22.5	0		

Unless otherwise stated the results shown in this test report refer only to the sample(s) tested and such sample(s) are retained for 90 days only.

除非另有說明，此報告結果僅對測試之樣品負責，同時此樣品僅保留90天。本報告未經本公司書面許可，不可部份複製。

This document is issued by the Company subject to its General Conditions of Service printed overleaf, available on request or accessible at www.sgs.com/terms_and_conditions.htm and for electronic format documents, subject to Terms and Conditions for Electronic Documents at www.sgs.com/terms_e-document.htm. Attention is drawn to the limitation of liability, indemnification and jurisdiction issues defined therein. Any holder of this document is advised that information contained hereon reflects the Company's findings at the time of its intervention only and within the limits of Client's instructions, if any. The Company's sole responsibility is to its Client and this document does not exonerate parties to a transaction from exercising all their rights and obligations under the transaction documents. This document cannot be reproduced except in full, without prior written approval of the Company. Any unauthorized alteration, forgery or falsification of the content or appearance of this document is unlawful and offenders may be prosecuted to the fullest extent of the law.

FDD Band 25									
BW(Mhz)	Modulation	RB Size	RB Offset	Frequency (MHz)	Channel	Conducted power (dBm)	Target Power + Max. Tolerance (dBm)	MPR Allowed per 3GPP(dB)	
20	QPSK	1 RB	0	1860	26140	21.47	21.5	0	
				1882.5	26365	21.41	21.5	0	
				1905	26590	21.26	21.5	0	
			50	1860	26140	21.27	21.5	0	
					1882.5	26365	20.98	21.5	0
					1905	26590	20.94	21.5	0
				1860	26140	21.48	21.5	0	
					1882.5	26365	21.44	21.5	0
					1905	26590	21.22	21.5	0
		99	1860	26140	20.98	21.5	0		
				1882.5	26365	20.90	21.5	0	
				1905	26590	21.14	21.5	0	
		50 RB	0	1860	26140	20.92	21.5	0	
					1882.5	26365	20.82	21.5	0
					1905	26590	21.03	21.5	0
			50	1860	26140	21.12	21.5	0	
					1882.5	26365	20.97	21.5	0
					1905	26590	21.09	21.5	0
				1860	26140	21.22	21.5	0	
					1882.5	26365	21.33	21.5	0
					1905	26590	20.97	21.5	0
		100RB	1860	26140	20.86	21.5	0		
				1882.5	26365	20.76	21.5	0	
				1905	26590	20.74	21.5	0	
	16-QAM	1 RB	0	1860	26140	20.78	21.5	0	
				1882.5	26365	20.73	21.5	0	
				1905	26590	20.79	21.5	0	
			50	1860	26140	20.89	21.5	0	
					1882.5	26365	21.01	21.5	0
					1905	26590	21.17	21.5	0
				1860	26140	20.96	21.5	0	
					1882.5	26365	20.82	21.5	0
					1905	26590	20.88	21.5	0
		50 RB	0	1860	26140	20.87	21.5	0	
					1882.5	26365	20.82	21.5	0
					1905	26590	20.91	21.5	0
			50	1860	26140	20.90	21.5	0	
					1882.5	26365	20.88	21.5	0
					1905	26590	21.08	21.5	0
				1860	26140	20.84	21.5	0	
					1882.5	26365	20.81	21.5	0
					1905	26590	20.92	21.5	0

Unless otherwise stated the results shown in this test report refer only to the sample(s) tested and such sample(s) are retained for 90 days only.

除非另有說明，此報告結果僅對測試之樣品負責，同時此樣品僅保留90天。本報告未經本公司書面許可，不可部份複製。

This document is issued by the Company subject to its General Conditions of Service printed overleaf, available on request or accessible at www.sgs.com/terms_and_conditions.htm and for electronic format documents, subject to Terms and Conditions for Electronic Documents at www.sgs.com/terms_e-document.htm. Attention is drawn to the limitation of liability, indemnification and jurisdiction issues defined therein. Any holder of this document is advised that information contained hereon reflects the Company's findings at the time of its intervention only and within the limits of Client's instructions, if any. The Company's sole responsibility is to its Client and this document does not exonerate parties to a transaction from exercising all their rights and obligations under the transaction documents. This document cannot be reproduced except in full, without prior written approval of the Company. Any unauthorized alteration, forgery or falsification of the content or appearance of this document is unlawful and offenders may be prosecuted to the fullest extent of the law.

FDD Band 25									
BW(Mhz)	Modulation	RB Size	RB Offset	Frequency (MHz)	Channel	Conducted power (dBm)	Target Power + Max. Tolerance (dBm)	MPR Allowed per 3GPP(dB)	
15	QPSK	1 RB	0	1857.5	26115	20.70	21.5	0	
				1882.5	26365	20.73	21.5	0	
				1907.5	26615	20.51	21.5	0	
			36	1857.5	26115	20.70	21.5	0	
				1882.5	26365	20.61	21.5	0	
				1907.5	26615	20.82	21.5	0	
		74	1857.5	26115	20.90	21.5	0		
			1882.5	26365	20.88	21.5	0		
			1907.5	26615	20.95	21.5	0		
		36 RB	0	1857.5	26115	20.81	21.5	0	
				1882.5	26365	20.79	21.5	0	
				1907.5	26615	20.94	21.5	0	
			18	1857.5	26115	20.82	21.5	0	
				1882.5	26365	20.70	21.5	0	
				1907.5	26615	20.86	21.5	0	
			37	1857.5	26115	20.80	21.5	0	
				1882.5	26365	20.75	21.5	0	
				1907.5	26615	20.92	21.5	0	
			75RB	1857.5	26115	20.88	21.5	0	
				1882.5	26365	20.74	21.5	0	
				1907.5	26615	20.88	21.5	0	
		16-QAM	1 RB	0	1857.5	26115	20.99	21.5	0
					1882.5	26365	21.19	21.5	0
					1907.5	26615	21.33	21.5	0
	36			1857.5	26115	20.91	21.5	0	
				1882.5	26365	20.84	21.5	0	
				1907.5	26615	21.20	21.5	0	
	74			1857.5	26115	21.09	21.5	0	
				1882.5	26365	21.41	21.5	0	
				1907.5	26615	21.39	21.5	0	
	36 RB			0	1857.5	26115	20.76	21.5	0
					1882.5	26365	20.78	21.5	0
					1907.5	26615	20.84	21.5	0
			18	1857.5	26115	20.78	21.5	0	
				1882.5	26365	20.67	21.5	0	
				1907.5	26615	20.90	21.5	0	
			37	1857.5	26115	20.82	21.5	0	
				1882.5	26365	20.90	21.5	0	
				1907.5	26615	20.88	21.5	0	
			75RB	1857.5	26115	20.76	21.5	0	
				1882.5	26365	20.77	21.5	0	
				1907.5	26615	20.92	21.5	0	

Unless otherwise stated the results shown in this test report refer only to the sample(s) tested and such sample(s) are retained for 90 days only.

除非另有說明，此報告結果僅對測試之樣品負責，同時此樣品僅保留90天。本報告未經本公司書面許可，不可部份複製。

This document is issued by the Company subject to its General Conditions of Service printed overleaf, available on request or accessible at www.sgs.com/terms_and_conditions.htm and for electronic format documents, subject to Terms and Conditions for Electronic Documents at www.sgs.com/terms_e-document.htm. Attention is drawn to the limitation of liability, indemnification and jurisdiction issues defined therein. Any holder of this document is advised that information contained hereon reflects the Company's findings at the time of its intervention only and within the limits of Client's instructions, if any. The Company's sole responsibility is to its Client and this document does not exonerate parties to a transaction from exercising all their rights and obligations under the transaction documents. This document cannot be reproduced except in full, without prior written approval of the Company. Any unauthorized alteration, forgery or falsification of the content or appearance of this document is unlawful and offenders may be prosecuted to the fullest extent of the law.

FDD Band 25									
BW(Mhz)	Modulation	RB Size	RB Offset	Frequency (MHz)	Channel	Conducted power (dBm)	Target Power + Max. Tolerance (dBm)	MPR Allowed per 3GPP(dB)	
10	QPSK	1 RB	0	1855	26090	20.34	21.5	0	
				1882.5	26365	20.21	21.5	0	
				1910	26640	20.40	21.5	0	
			25	1855	26090	20.42	21.5	0	
				1882.5	26365	20.19	21.5	0	
				1910	26640	20.58	21.5	0	
			49	1855	26090	20.59	21.5	0	
				1882.5	26365	20.38	21.5	0	
				1910	26640	20.81	21.5	0	
		25 RB	0	1855	26090	20.48	21.5	0	
				1882.5	26365	20.39	21.5	0	
				1910	26640	20.51	21.5	0	
			12	1855	26090	20.42	21.5	0	
				1882.5	26365	20.19	21.5	0	
				1910	26640	20.58	21.5	0	
			25	1855	26090	20.49	21.5	0	
				1882.5	26365	20.40	21.5	0	
				1910	26640	20.66	21.5	0	
		50RB	1855	26090	20.47	21.5	0		
			1882.5	26365	20.22	21.5	0		
			1910	26640	20.65	21.5	0		
		16-QAM	1 RB	0	1855	26090	21.08	21.5	0
					1882.5	26365	20.48	21.5	0
					1910	26640	20.48	21.5	0
	25			1855	26090	20.51	21.5	0	
				1882.5	26365	20.69	21.5	0	
				1910	26640	20.61	21.5	0	
	49			1855	26090	21.10	21.5	0	
				1882.5	26365	21.03	21.5	0	
				1910	26640	20.82	21.5	0	
	25 RB		0	1855	26090	20.43	21.5	0	
				1882.5	26365	20.27	21.5	0	
				1910	26640	20.49	21.5	0	
			12	1855	26090	20.52	21.5	0	
				1882.5	26365	20.20	21.5	0	
				1910	26640	20.56	21.5	0	
			25	1855	26090	20.56	21.5	0	
				1882.5	26365	20.45	21.5	0	
				1910	26640	20.57	21.5	0	
	50RB		1855	26090	20.55	21.5	0		
			1882.5	26365	20.23	21.5	0		
			1910	26640	20.61	21.5	0		

Unless otherwise stated the results shown in this test report refer only to the sample(s) tested and such sample(s) are retained for 90 days only.

除非另有說明，此報告結果僅對測試之樣品負責，同時此樣品僅保留90天。本報告未經本公司書面許可，不可部份複製。

This document is issued by the Company subject to its General Conditions of Service printed overleaf, available on request or accessible at www.sgs.com/terms_and_conditions.htm and for electronic format documents, subject to Terms and Conditions for Electronic Documents at www.sgs.com/terms_e-document.htm. Attention is drawn to the limitation of liability, indemnification and jurisdiction issues defined therein. Any holder of this document is advised that information contained hereon reflects the Company's findings at the time of its intervention only and within the limits of Client's instructions, if any. The Company's sole responsibility is to its Client and this document does not exonerate parties to a transaction from exercising all their rights and obligations under the transaction documents. This document cannot be reproduced except in full, without prior written approval of the Company. Any unauthorized alteration, forgery or falsification of the content or appearance of this document is unlawful and offenders may be prosecuted to the fullest extent of the law.

FDD Band 25									
BW(Mhz)	Modulation	RB Size	RB Offset	Frequency (MHz)	Channel	Conducted power (dBm)	Target Power + Max. Tolerance (dBm)	MPR Allowed per 3GPP(dB)	
5	QPSK	1 RB	0	1852.5	26065	20.66	21.5	0	
				1882.5	26365	20.62	21.5	0	
				1912.5	26665	20.68	21.5	0	
			12	1852.5	26065	20.65	21.5	0	
					1882.5	26365	20.36	21.5	0
					1912.5	26665	20.66	21.5	0
				24	1852.5	26065	20.65	21.5	0
					1882.5	26365	20.51	21.5	0
					1912.5	26665	20.73	21.5	0
		12 RB	0	1852.5	26065	20.65	21.5	0	
				1882.5	26365	20.62	21.5	0	
				1912.5	26665	20.88	21.5	0	
			6	1852.5	26065	20.68	21.5	0	
				1882.5	26365	20.54	21.5	0	
				1912.5	26665	20.77	21.5	0	
				13	1852.5	26065	20.61	21.5	0
					1882.5	26365	20.52	21.5	0
					1912.5	26665	20.68	21.5	0
		25RB	1852.5	26065	20.77	21.5	0		
			1882.5	26365	20.48	21.5	0		
			1912.5	26665	20.78	21.5	0		
		16-QAM	1 RB	0	1852.5	26065	21.03	21.5	0
					1882.5	26365	21.04	21.5	0
					1912.5	26665	21.23	21.5	0
	12			1852.5	26065	20.88	21.5	0	
					1882.5	26365	21.02	21.5	0
					1912.5	26665	20.98	21.5	0
				24	1852.5	26065	21.19	21.5	0
					1882.5	26365	20.74	21.5	0
					1912.5	26665	21.11	21.5	0
	12 RB			0	1852.5	26065	20.72	21.5	0
					1882.5	26365	20.64	21.5	0
					1912.5	26665	20.88	21.5	0
			6	1852.5	26065	20.67	21.5	0	
				1882.5	26365	20.64	21.5	0	
				1912.5	26665	20.79	21.5	0	
				13	1852.5	26065	20.68	21.5	0
					1882.5	26365	20.54	21.5	0
					1912.5	26665	20.84	21.5	0
			25RB	1852.5	26065	20.75	21.5	0	
				1882.5	26365	20.55	21.5	0	
				1912.5	26665	20.84	21.5	0	

Unless otherwise stated the results shown in this test report refer only to the sample(s) tested and such sample(s) are retained for 90 days only.

除非另有說明，此報告結果僅對測試之樣品負責，同時此樣品僅保留90天。本報告未經本公司書面許可，不可部份複製。

This document is issued by the Company subject to its General Conditions of Service printed overleaf, available on request or accessible at www.sgs.com/terms_and_conditions.htm and for electronic format documents, subject to Terms and Conditions for Electronic Documents at www.sgs.com/terms_e-document.htm. Attention is drawn to the limitation of liability, indemnification and jurisdiction issues defined therein. Any holder of this document is advised that information contained hereon reflects the Company's findings at the time of its intervention only and within the limits of Client's instructions, if any. The Company's sole responsibility is to its Client and this document does not exonerate parties to a transaction from exercising all their rights and obligations under the transaction documents. This document cannot be reproduced except in full, without prior written approval of the Company. Any unauthorized alteration, forgery or falsification of the content or appearance of this document is unlawful and offenders may be prosecuted to the fullest extent of the law.

FDD Band 25									
BW(Mhz)	Modulation	RB Size	RB Offset	Frequency (MHz)	Channel	Conducted power (dBm)	Target Power + Max. Tolerance (dBm)	MPR Allowed per 3GPP(dB)	
3	QPSK	1 RB	0	1851.5	26055	20.77	21.5	0	
				1882.5	26365	20.61	21.5	0	
				1913.5	26675	20.57	21.5	0	
			7	1851.5	26055	20.55	21.5	0	
				1882.5	26365	20.47	21.5	0	
				1913.5	26675	20.38	21.5	0	
			14	1851.5	26055	20.65	21.5	0	
				1882.5	26365	20.40	21.5	0	
				1913.5	26675	20.68	21.5	0	
		8 RB	0	1851.5	26055	20.81	21.5	0	
				1882.5	26365	20.55	21.5	0	
				1913.5	26675	20.73	21.5	0	
			4	1851.5	26055	20.61	21.5	0	
				1882.5	26365	20.44	21.5	0	
				1913.5	26675	20.79	21.5	0	
			7	1851.5	26055	20.63	21.5	0	
				1882.5	26365	20.52	21.5	0	
				1913.5	26675	20.82	21.5	0	
		15RB	1851.5	26055	20.65	21.5	0		
			1882.5	26365	20.41	21.5	0		
			1913.5	26675	20.67	21.5	0		
		16-QAM	1 RB	0	1851.5	26055	21.09	21.5	0
					1882.5	26365	20.75	21.5	0
					1913.5	26675	20.80	21.5	0
	7			1851.5	26055	21.36	21.5	0	
				1882.5	26365	20.84	21.5	0	
				1913.5	26675	21.07	21.5	0	
	14			1851.5	26055	20.92	21.5	0	
				1882.5	26365	20.65	21.5	0	
				1913.5	26675	20.69	21.5	0	
	8 RB		0	1851.5	26055	20.88	21.5	0	
				1882.5	26365	20.70	21.5	0	
				1913.5	26675	20.93	21.5	0	
			4	1851.5	26055	20.85	21.5	0	
				1882.5	26365	20.59	21.5	0	
				1913.5	26675	20.82	21.5	0	
			7	1851.5	26055	20.78	21.5	0	
				1882.5	26365	20.63	21.5	0	
				1913.5	26675	20.66	21.5	0	
	15RB		1851.5	26055	20.77	21.5	0		
			1882.5	26365	20.51	21.5	0		
			1913.5	26675	20.90	21.5	0		

Unless otherwise stated the results shown in this test report refer only to the sample(s) tested and such sample(s) are retained for 90 days only.

除非另有說明，此報告結果僅對測試之樣品負責，同時此樣品僅保留90天。本報告未經本公司書面許可，不可部份複製。

This document is issued by the Company subject to its General Conditions of Service printed overleaf, available on request or accessible at www.sgs.com/terms_and_conditions.htm and for electronic format documents, subject to Terms and Conditions for Electronic Documents at www.sgs.com/terms_e-document.htm. Attention is drawn to the limitation of liability, indemnification and jurisdiction issues defined therein. Any holder of this document is advised that information contained hereon reflects the Company's findings at the time of its intervention only and within the limits of Client's instructions, if any. The Company's sole responsibility is to its Client and this document does not exonerate parties to a transaction from exercising all their rights and obligations under the transaction documents. This document cannot be reproduced except in full, without prior written approval of the Company. Any unauthorized alteration, forgery or falsification of the content or appearance of this document is unlawful and offenders may be prosecuted to the fullest extent of the law.

FDD Band 25									
BW(Mhz)	Modulation	RB Size	RB Offset	Frequency (MHz)	Channel	Conducted power (dBm)	Target Power + Max. Tolerance (dBm)	MPR Allowed per 3GPP(dB)	
1.4	QPSK	1 RB	0	1850.7	26047	20.58	21.5	0	
				1882.5	26365	20.50	21.5	0	
				1914.3	26683	20.49	21.5	0	
			2	1850.7	26047	20.78	21.5	0	
				1882.5	26365	20.42	21.5	0	
				1914.3	26683	20.56	21.5	0	
			5	1850.7	26047	20.60	21.5	0	
				1882.5	26365	20.49	21.5	0	
				1914.3	26683	20.66	21.5	0	
		3 RB	0	1850.7	26047	20.78	21.5	0	
				1882.5	26365	20.49	21.5	0	
				1914.3	26683	20.71	21.5	0	
			2	1850.7	26047	20.77	21.5	0	
				1882.5	26365	20.48	21.5	0	
				1914.3	26683	20.89	21.5	0	
			3	1850.7	26047	20.72	21.5	0	
				1882.5	26365	20.47	21.5	0	
				1914.3	26683	20.83	21.5	0	
		6RB	1850.7	26047	20.65	21.5	0		
			1882.5	26365	20.38	21.5	0		
			1914.3	26683	20.76	21.5	0		
		16-QAM	1 RB	0	1850.7	26047	20.92	21.5	0
					1882.5	26365	20.94	21.5	0
					1914.3	26683	20.78	21.5	0
	2			1850.7	26047	20.79	21.5	0	
				1882.5	26365	20.71	21.5	0	
				1914.3	26683	21.29	21.5	0	
	5			1850.7	26047	20.65	21.5	0	
				1882.5	26365	20.53	21.5	0	
				1914.3	26683	20.97	21.5	0	
	3 RB		0	1850.7	26047	20.67	21.5	0	
				1882.5	26365	20.62	21.5	0	
				1914.3	26683	20.88	21.5	0	
			2	1850.7	26047	20.79	21.5	0	
				1882.5	26365	20.69	21.5	0	
				1914.3	26683	20.99	21.5	0	
			3	1850.7	26047	20.87	21.5	0	
				1882.5	26365	20.65	21.5	0	
				1914.3	26683	20.79	21.5	0	
	6RB		1850.7	26047	20.76	21.5	0		
			1882.5	26365	20.45	21.5	0		
			1914.3	26683	20.57	21.5	0		

Unless otherwise stated the results shown in this test report refer only to the sample(s) tested and such sample(s) are retained for 90 days only.

除非另有說明，此報告結果僅對測試之樣品負責，同時此樣品僅保留90天。本報告未經本公司書面許可，不可部份複製。

This document is issued by the Company subject to its General Conditions of Service printed overleaf, available on request or accessible at www.sgs.com/terms_and_conditions.htm and for electronic format documents, subject to Terms and Conditions for Electronic Documents at www.sgs.com/terms_e-document.htm. Attention is drawn to the limitation of liability, indemnification and jurisdiction issues defined therein. Any holder of this document is advised that information contained hereon reflects the Company's findings at the time of its intervention only and within the limits of Client's instructions, if any. The Company's sole responsibility is to its Client and this document does not exonerate parties to a transaction from exercising all their rights and obligations under the transaction documents. This document cannot be reproduced except in full, without prior written approval of the Company. Any unauthorized alteration, forgery or falsification of the content or appearance of this document is unlawful and offenders may be prosecuted to the fullest extent of the law.

FDD Band 26									
BW(Mhz)	Modulation	RB Size	RB Offset	Frequency (MHz)	Channel	Conducted power (dBm)	Target Power + Max. Tolerance (dBm)	MPR Allowed per 3GPP(dB)	
15	QPSK	1 RB	0	822.5	26825	20.24	21	0	
				831.5	26865	20.82	21	0	
				841.5	26965	20.66	21	0	
			36	822.5	26825	20.93	21	0	
				831.5	26865	20.85	21	0	
				841.5	26965	20.99	21	0	
			74	822.5	26825	20.91	21	0	
				831.5	26865	20.68	21	0	
				841.5	26965	20.91	21	0	
		36 RB	0	822.5	26825	20.69	21	0	
				831.5	26865	20.61	21	0	
				841.5	26965	20.92	21	0	
			18	822.5	26825	20.88	21	0	
				831.5	26865	20.84	21	0	
				841.5	26965	20.87	21	0	
			37	822.5	26825	20.72	21	0	
				831.5	26865	20.82	21	0	
				841.5	26965	20.81	21	0	
		75RB	822.5	26825	20.82	21	0		
			831.5	26865	20.78	21	0		
			841.5	26965	20.8	21	0		
		16-QAM	1 RB	0	822.5	26825	20.61	21	0
					831.5	26865	20.65	21	0
					841.5	26965	20.57	21	0
	36			822.5	26825	20.66	21	0	
				831.5	26865	20.72	21	0	
				841.5	26965	20.66	21	0	
	74			822.5	26825	20.72	21	0	
				831.5	26865	20.65	21	0	
				841.5	26965	20.69	21	0	
	36 RB			0	822.5	26825	20.46	21	0
					831.5	26865	20.73	21	0
					841.5	26965	20.61	21	0
			18	822.5	26825	20.86	21	0	
				831.5	26865	20.79	21	0	
				841.5	26965	20.7	21	0	
			37	822.5	26825	20.69	21	0	
				831.5	26865	20.86	21	0	
				841.5	26965	20.91	21	0	
	75RB		822.5	26825	20.85	21	0		
			831.5	26865	20.78	21	0		
			841.5	26965	20.8	21	0		

Unless otherwise stated the results shown in this test report refer only to the sample(s) tested and such sample(s) are retained for 90 days only.

除非另有說明，此報告結果僅對測試之樣品負責，同時此樣品僅保留90天。本報告未經本公司書面許可，不可部份複製。

This document is issued by the Company subject to its General Conditions of Service printed overleaf, available on request or accessible at www.sgs.com/terms_and_conditions.htm and for electronic format documents, subject to Terms and Conditions for Electronic Documents at www.sgs.com/terms_e-document.htm. Attention is drawn to the limitation of liability, indemnification and jurisdiction issues defined therein. Any holder of this document is advised that information contained hereon reflects the Company's findings at the time of its intervention only and within the limits of Client's instructions, if any. The Company's sole responsibility is to its Client and this document does not exonerate parties to a transaction from exercising all their rights and obligations under the transaction documents. This document cannot be reproduced except in full, without prior written approval of the Company. Any unauthorized alteration, forgery or falsification of the content or appearance of this document is unlawful and offenders may be prosecuted to the fullest extent of the law.

FDD Band 26									
BW(Mhz)	Modulation	RB Size	RB Offset	Frequency (MHz)	Channel	Conducted power (dBm)	Target Power + Max. Tolerance (dBm)	MPR Allowed per 3GPP(dB)	
10	QPSK	1 RB	0	820	26800	20.65	21	0	
				831.5	26865	20.54	21	0	
				844	26990	20.64	21	0	
			25	820	26800	20.68	21	0	
				831.5	26865	20.89	21	0	
				844	26990	20.68	21	0	
			49	820	26800	20.71	21	0	
				831.5	26865	20.71	21	0	
				844	26990	20.66	21	0	
		25 RB	0	820	26800	20.85	21	0	
				831.5	26865	20.85	21	0	
				844	26990	20.90	21	0	
			12	820	26800	20.88	21	0	
				831.5	26865	20.80	21	0	
				844	26990	20.96	21	0	
			25	820	26800	20.75	21	0	
				831.5	26865	20.89	21	0	
				844	26990	20.84	21	0	
		50RB	820	26800	20.66	21	0		
			831.5	26865	20.83	21	0		
			844	26990	20.81	21	0		
		16-QAM	1 RB	0	820	26800	20.92	21	0
					831.5	26865	20.95	21	0
					844	26990	20.72	21	0
	25			820	26800	20.93	21	0	
				831.5	26865	20.95	21	0	
				844	26990	20.94	21	0	
	49			820	26800	20.88	21	0	
				831.5	26865	20.82	21	0	
				844	26990	20.91	21	0	
	25 RB		0	820	26800	20.75	21	0	
				831.5	26865	20.85	21	0	
				844	26990	20.97	21	0	
			12	820	26800	20.80	21	0	
				831.5	26865	20.88	21	0	
				844	26990	20.96	21	0	
			25	820	26800	20.79	21	0	
				831.5	26865	20.78	21	0	
				844	26990	20.77	21	0	
	50RB		820	26800	20.87	21	0		
			831.5	26865	20.90	21	0		
			844	26990	20.92	21	0		

Unless otherwise stated the results shown in this test report refer only to the sample(s) tested and such sample(s) are retained for 90 days only.

除非另有說明，此報告結果僅對測試之樣品負責，同時此樣品僅保留90天。本報告未經本公司書面許可，不可部份複製。

This document is issued by the Company subject to its General Conditions of Service printed overleaf, available on request or accessible at www.sgs.com/terms_and_conditions.htm and for electronic format documents, subject to Terms and Conditions for Electronic Documents at www.sgs.com/terms_e-document.htm. Attention is drawn to the limitation of liability, indemnification and jurisdiction issues defined therein. Any holder of this document is advised that information contained hereon reflects the Company's findings at the time of its intervention only and within the limits of Client's instructions, if any. The Company's sole responsibility is to its Client and this document does not exonerate parties to a transaction from exercising all their rights and obligations under the transaction documents. This document cannot be reproduced except in full, without prior written approval of the Company. Any unauthorized alteration, forgery or falsification of the content or appearance of this document is unlawful and offenders may be prosecuted to the fullest extent of the law.

FDD Band 26									
BW(Mhz)	Modulation	RB Size	RB Offset	Frequency (MHz)	Channel	Conducted power (dBm)	Target Power + Max. Tolerance (dBm)	MPR Allowed per 3GPP(dB)	
5	QPSK	1 RB	0	816.5	26715	20.60	21	0	
				831.5	26865	20.76	21	0	
				846.5	27015	20.76	21	0	
			12	816.5	26715	20.54	21	0	
				831.5	26865	20.70	21	0	
				846.5	27015	20.86	21	0	
		24	816.5	26715	20.83	21	0		
			831.5	26865	20.90	21	0		
			846.5	27015	20.65	21	0		
		12 RB	0	816.5	26715	20.77	21	0	
				831.5	26865	20.82	21	0	
				846.5	27015	20.80	21	0	
			6	816.5	26715	20.78	21	0	
				831.5	26865	20.83	21	0	
				846.5	27015	20.84	21	0	
		13	816.5	26715	20.79	21	0		
			831.5	26865	20.85	21	0		
			846.5	27015	20.78	21	0		
		25RB	816.5	26715	20.96	21	0		
			831.5	26865	20.85	21	0		
			846.5	27015	20.78	21	0		
		16-QAM	1 RB	0	816.5	26715	20.85	21	0
					831.5	26865	20.96	21	0
					846.5	27015	20.94	21	0
	12			816.5	26715	20.77	21	0	
				831.5	26865	20.85	21	0	
				846.5	27015	20.94	21	0	
	24		816.5	26715	20.92	21	0		
			831.5	26865	20.82	21	0		
			846.5	27015	20.96	21	0		
	12 RB		0	816.5	26715	20.81	21	0	
				831.5	26865	20.92	21	0	
				846.5	27015	20.78	21	0	
			6	816.5	26715	20.94	21	0	
				831.5	26865	20.86	21	0	
				846.5	27015	20.85	21	0	
	13		816.5	26715	20.90	21	0		
			831.5	26865	20.94	21	0		
			846.5	27015	20.81	21	0		
	25RB		816.5	26715	20.78	21	0		
			831.5	26865	20.91	21	0		
			846.5	27015	20.86	21	0		

Unless otherwise stated the results shown in this test report refer only to the sample(s) tested and such sample(s) are retained for 90 days only.

除非另有說明，此報告結果僅對測試之樣品負責，同時此樣品僅保留90天。本報告未經本公司書面許可，不可部份複製。

This document is issued by the Company subject to its General Conditions of Service printed overleaf, available on request or accessible at www.sgs.com/terms_and_conditions.htm and for electronic format documents, subject to Terms and Conditions for Electronic Documents at www.sgs.com/terms_e-document.htm. Attention is drawn to the limitation of liability, indemnification and jurisdiction issues defined therein. Any holder of this document is advised that information contained hereon reflects the Company's findings at the time of its intervention only and within the limits of Client's instructions, if any. The Company's sole responsibility is to its Client and this document does not exonerate parties to a transaction from exercising all their rights and obligations under the transaction documents. This document cannot be reproduced except in full, without prior written approval of the Company. Any unauthorized alteration, forgery or falsification of the content or appearance of this document is unlawful and offenders may be prosecuted to the fullest extent of the law.

FDD Band 26									
BW(Mhz)	Modulation	RB Size	RB Offset	Frequency (MHz)	Channel	Conducted power (dBm)	Target Power + Max. Tolerance (dBm)	MPR Allowed per 3GPP(dB)	
3	QPSK	1 RB	0	815.5	26705	20.61	21	0	
				831.5	26865	20.83	21	0	
				847.5	27025	20.71	21	0	
			7	815.5	26705	20.95	21	0	
				831.5	26865	20.79	21	0	
				847.5	27025	20.91	21	0	
		14	815.5	26705	20.64	21	0		
			831.5	26865	20.84	21	0		
			847.5	27025	20.66	21	0		
		8 RB	0	815.5	26705	20.66	21	0	
				831.5	26865	20.78	21	0	
				847.5	27025	20.69	21	0	
			4	815.5	26705	20.71	21	0	
				831.5	26865	20.82	21	0	
				847.5	27025	20.82	21	0	
		7	815.5	26705	20.84	21	0		
			831.5	26865	20.79	21	0		
			847.5	27025	20.72	21	0		
		15RB	815.5	26705	20.79	21	0		
			831.5	26865	20.91	21	0		
			847.5	27025	20.85	21	0		
		16-QAM	1 RB	0	815.5	26705	20.91	21	0
					831.5	26865	20.71	21	0
					847.5	27025	20.92	21	0
	7			815.5	26705	20.90	21	0	
				831.5	26865	20.72	21	0	
				847.5	27025	20.76	21	0	
	14		815.5	26705	20.82	21	0		
			831.5	26865	20.65	21	0		
			847.5	27025	20.97	21	0		
	8 RB		0	815.5	26705	20.85	21	0	
				831.5	26865	20.82	21	0	
				847.5	27025	20.89	21	0	
			4	815.5	26705	20.73	21	0	
				831.5	26865	20.92	21	0	
				847.5	27025	20.89	21	0	
	7		815.5	26705	20.81	21	0		
			831.5	26865	20.83	21	0		
			847.5	27025	20.88	21	0		
	15RB		815.5	26705	20.88	21	0		
			831.5	26865	20.82	21	0		
			847.5	27025	20.86	21	0		

Unless otherwise stated the results shown in this test report refer only to the sample(s) tested and such sample(s) are retained for 90 days only.

除非另有說明，此報告結果僅對測試之樣品負責，同時此樣品僅保留90天。本報告未經本公司書面許可，不可部份複製。

This document is issued by the Company subject to its General Conditions of Service printed overleaf, available on request or accessible at www.sgs.com/terms_and_conditions.htm and for electronic format documents, subject to Terms and Conditions for Electronic Documents at www.sgs.com/terms_e-document.htm. Attention is drawn to the limitation of liability, indemnification and jurisdiction issues defined therein. Any holder of this document is advised that information contained hereon reflects the Company's findings at the time of its intervention only and within the limits of Client's instructions, if any. The Company's sole responsibility is to its Client and this document does not exonerate parties to a transaction from exercising all their rights and obligations under the transaction documents. This document cannot be reproduced except in full, without prior written approval of the Company. Any unauthorized alteration, forgery or falsification of the content or appearance of this document is unlawful and offenders may be prosecuted to the fullest extent of the law.

FDD Band 26									
BW(Mhz)	Modulation	RB Size	RB Offset	Frequency (MHz)	Channel	Conducted power (dBm)	Target Power + Max. Tolerance (dBm)	MPR Allowed per 3GPP(dB)	
1.4	QPSK	1 RB	0	814.7	26697	20.52	21	0	
				831.5	26865	20.63	21	0	
				848.3	27033	20.59	21	0	
			2	814.7	26697	20.76	21	0	
				831.5	26865	20.66	21	0	
				848.3	27033	20.65	21	0	
		5	814.7	26697	20.47	21	0		
			831.5	26865	20.67	21	0		
			848.3	27033	20.64	21	0		
		3 RB	0	814.7	26697	20.62	21	0	
				831.5	26865	20.76	21	0	
				848.3	27033	20.65	21	0	
			2	814.7	26697	20.68	21	0	
				831.5	26865	20.84	21	0	
				848.3	27033	20.79	21	0	
		3	814.7	26697	20.62	21	0		
			831.5	26865	20.77	21	0		
			848.3	27033	20.72	21	0		
		6RB	814.7	26697	20.55	21	0		
			831.5	26865	20.79	21	0		
			848.3	27033	20.66	21	0		
		16-QAM	1 RB	0	814.7	26697	20.74	21	0
					831.5	26865	20.94	21	0
					848.3	27033	20.82	21	0
	2			814.7	26697	20.92	21	0	
				831.5	26865	20.91	21	0	
				848.3	27033	20.83	21	0	
	5			814.7	26697	20.86	21	0	
				831.5	26865	20.78	21	0	
				848.3	27033	20.91	21	0	
	3 RB			0	814.7	26697	20.60	21	0
					831.5	26865	20.85	21	0
					848.3	27033	20.74	21	0
			2	814.7	26697	20.65	21	0	
				831.5	26865	20.86	21	0	
				848.3	27033	20.68	21	0	
	3		814.7	26697	20.94	21	0		
			831.5	26865	20.89	21	0		
			848.3	27033	20.86	21	0		
	6RB		814.7	26697	20.82	21	0		
			831.5	26865	20.91	21	0		
			848.3	27033	20.85	21	0		

Unless otherwise stated the results shown in this test report refer only to the sample(s) tested and such sample(s) are retained for 90 days only.

除非另有說明，此報告結果僅對測試之樣品負責，同時此樣品僅保留90天。本報告未經本公司書面許可，不可部份複製。

This document is issued by the Company subject to its General Conditions of Service printed overleaf, available on request or accessible at www.sgs.com/terms_and_conditions.htm and for electronic format documents, subject to Terms and Conditions for Electronic Documents at www.sgs.com/terms_e-document.htm. Attention is drawn to the limitation of liability, indemnification and jurisdiction issues defined therein. Any holder of this document is advised that information contained hereon reflects the Company's findings at the time of its intervention only and within the limits of Client's instructions, if any. The Company's sole responsibility is to its Client and this document does not exonerate parties to a transaction from exercising all their rights and obligations under the transaction documents. This document cannot be reproduced except in full, without prior written approval of the Company. Any unauthorized alteration, forgery or falsification of the content or appearance of this document is unlawful and offenders may be prosecuted to the fullest extent of the law.

FDD Band 30									
BW(Mhz)	Modulation	RB Size	RB Offset	Frequency (MHz)	Channel	Conducted power (dBm)	Target Power + Max. Tolerance (dBm)	MPR Allowed per 3GPP(dB)	
10	QPSK	1 RB	0	2310	27710	21.96	22	0	
			25	2310	27710	21.59	22	0	
			49	2310	27710	21.99	22	0	
		25 RB	0	2310	27710	21.89	22	0	
			12	2310	27710	21.88	22	0	
			25	2310	27710	21.90	22	0	
		50RB			2310	27710	21.89	22	0
	16-QAM	1 RB	0	2310	27710	21.76	22	0	
			25	2310	27710	21.39	22	0	
			49	2310	27710	21.78	22	0	
		25 RB	0	2310	27710	20.88	22	0	
			12	2310	27710	20.81	22	0	
			25	2310	27710	20.81	22	0	
		50RB			2310	27710	20.72	22	0

Unless otherwise stated the results shown in this test report refer only to the sample(s) tested and such sample(s) are retained for 90 days only.

除非另有說明，此報告結果僅對測試之樣品負責，同時此樣品僅保留90天。本報告未經本公司書面許可，不可部份複製。

This document is issued by the Company subject to its General Conditions of Service printed overleaf, available on request or accessible at www.sgs.com/terms_and_conditions.htm and for electronic format documents, subject to Terms and Conditions for Electronic Documents at www.sgs.com/terms_e-document.htm. Attention is drawn to the limitation of liability, indemnification and jurisdiction issues defined therein. Any holder of this document is advised that information contained hereon reflects the Company's findings at the time of its intervention only and within the limits of Client's instructions, if any. The Company's sole responsibility is to its Client and this document does not exonerate parties to a transaction from exercising all their rights and obligations under the transaction documents. This document cannot be reproduced except in full, without prior written approval of the Company. Any unauthorized alteration, forgery or falsification of the content or appearance of this document is unlawful and offenders may be prosecuted to the fullest extent of the law.

FDD Band 30									
BW(Mhz)	Modulation	RB Size	RB Offset	Frequency (MHz)	Channel	Conducted power (dBm)	Target Power + Max. Tolerance (dBm)	MPR Allowed per 3GPP(dB)	
5	QPSK	1 RB	0	2307.5	27685	21.62	22	0	
				2310	27710	21.91	22	0	
				2312.5	27735	21.80	22	0	
			12	2307.5	27685	21.73	22	0	
				2310	27710	21.77	22	0	
				2312.5	27735	21.72	22	0	
		24	2307.5	27685	21.76	22	0		
			2310	27710	21.81	22	0		
			2312.5	27735	21.83	22	0		
		12 RB	0	2307.5	27685	21.82	22	0	
				2310	27710	20.65	22	0	
				2312.5	27735	20.70	22	0	
			6	2307.5	27685	20.74	22	0	
				2310	27710	20.72	22	0	
				2312.5	27735	21.30	22	0	
		13	2307.5	27685	21.61	22	0		
			2310	27710	21.85	22	0		
			2312.5	27735	21.79	22	0		
		25RB	2307.5	27685	21.81	22	0		
			2310	27710	21.90	22	0		
			2312.5	27735	21.74	22	0		
		16-QAM	1 RB	0	2307.5	27685	21.90	22	0
					2310	27710	21.85	22	0
					2312.5	27735	21.91	22	0
	12			2307.5	27685	20.73	22	0	
				2310	27710	20.71	22	0	
				2312.5	27735	20.83	22	0	
	24			2307.5	27685	20.80	22	0	
				2310	27710	21.74	22	0	
				2312.5	27735	21.63	22	0	
	12 RB			0	2307.5	27685	21.92	22	0
					2310	27710	21.85	22	0
					2312.5	27735	21.79	22	0
			6	2307.5	27685	21.90	22	0	
				2310	27710	21.91	22	0	
				2312.5	27735	21.86	22	0	
	13		2307.5	27685	21.97	22	0		
			2310	27710	21.75	22	0		
			2312.5	27735	20.93	22	0		
	25RB		2307.5	27685	20.78	22	0		
			2310	27710	20.82	22	0		
			2312.5	27735	20.92	22	0		

Unless otherwise stated the results shown in this test report refer only to the sample(s) tested and such sample(s) are retained for 90 days only.

除非另有說明，此報告結果僅對測試之樣品負責，同時此樣品僅保留90天。本報告未經本公司書面許可，不可部份複製。

This document is issued by the Company subject to its General Conditions of Service printed overleaf, available on request or accessible at www.sgs.com/terms_and_conditions.htm and for electronic format documents, subject to Terms and Conditions for Electronic Documents at www.sgs.com/terms_e-document.htm. Attention is drawn to the limitation of liability, indemnification and jurisdiction issues defined therein. Any holder of this document is advised that information contained hereon reflects the Company's findings at the time of its intervention only and within the limits of Client's instructions, if any. The Company's sole responsibility is to its Client and this document does not exonerate parties to a transaction from exercising all their rights and obligations under the transaction documents. This document cannot be reproduced except in full, without prior written approval of the Company. Any unauthorized alteration, forgery or falsification of the content or appearance of this document is unlawful and offenders may be prosecuted to the fullest extent of the law.

FDD Band 66									
BW(Mhz)	Modulation	RB Size	RB Offset	Frequency (MHz)	Channel	Conducted power (dBm)	Target Power + Max. Tolerance (dBm)	MPR Allowed per 3GPP(dB)	
20	QPSK	1 RB	0	1720	132072	18.90	19.5	0	
				1745	132322	18.64	19.5	0	
				1770	132572	18.65	19.5	0	
			50	1720	132072	18.91	19.5	0	
				1745	132322	18.71	19.5	0	
				1770	132572	18.98	19.5	0	
			99	1720	132072	18.72	19.5	0	
				1745	132322	18.67	19.5	0	
				1770	132572	18.81	19.5	0	
		50 RB	0	1720	132072	18.87	19.5	0	
				1745	132322	18.73	19.5	0	
				1770	132572	18.97	19.5	0	
			25	1720	132072	18.88	19.5	0	
				1745	132322	18.74	19.5	0	
				1770	132572	18.88	19.5	0	
			50	1720	132072	18.60	19.5	0	
				1745	132322	18.54	19.5	0	
				1770	132572	18.72	19.5	0	
		100RB	1720	132072	18.84	19.5	0		
			1745	132322	18.59	19.5	0		
			1770	132572	18.85	19.5	0		
		16-QAM	1 RB	0	1720	132072	18.59	19.5	0
					1745	132322	18.64	19.5	0
					1770	132572	18.55	19.5	0
	50			1720	132072	18.94	19.5	0	
				1745	132322	18.49	19.5	0	
				1770	132572	18.91	19.5	0	
	99			1720	132072	18.51	19.5	0	
				1745	132322	18.68	19.5	0	
				1770	132572	18.53	19.5	0	
	50 RB		0	1720	132072	18.62	19.5	0	
				1745	132322	18.67	19.5	0	
				1770	132572	18.77	19.5	0	
			25	1720	132072	18.85	19.5	0	
				1745	132322	18.71	19.5	0	
				1770	132572	18.92	19.5	0	
			50	1720	132072	18.67	19.5	0	
				1745	132322	18.58	19.5	0	
				1770	132572	18.79	19.5	0	
	100RB		1720	132072	18.75	19.5	0		
			1745	132322	18.66	19.5	0		
			1770	132572	18.60	19.5	0		

Unless otherwise stated the results shown in this test report refer only to the sample(s) tested and such sample(s) are retained for 90 days only.

除非另有說明，此報告結果僅對測試之樣品負責，同時此樣品僅保留90天。本報告未經本公司書面許可，不可部份複製。

This document is issued by the Company subject to its General Conditions of Service printed overleaf, available on request or accessible at www.sgs.com/terms_and_conditions.htm and for electronic format documents, subject to Terms and Conditions for Electronic Documents at www.sgs.com/terms_e-document.htm. Attention is drawn to the limitation of liability, indemnification and jurisdiction issues defined therein. Any holder of this document is advised that information contained hereon reflects the Company's findings at the time of its intervention only and within the limits of Client's instructions, if any. The Company's sole responsibility is to its Client and this document does not exonerate parties to a transaction from exercising all their rights and obligations under the transaction documents. This document cannot be reproduced except in full, without prior written approval of the Company. Any unauthorized alteration, forgery or falsification of the content or appearance of this document is unlawful and offenders may be prosecuted to the fullest extent of the law.

FDD Band 66									
BW(Mhz)	Modulation	RB Size	RB Offset	Frequency (MHz)	Channel	Conducted power (dBm)	Target Power + Max. Tolerance (dBm)	MPR Allowed per 3GPP(dB)	
15	QPSK	1 RB	0	1717.5	132047	18.56	19.5	0	
				1745	132322	18.54	19.5	0	
				1772.5	132597	18.48	19.5	0	
			36	1717.5	132047	18.82	19.5	0	
				1745	132322	18.76	19.5	0	
				1772.5	132597	18.60	19.5	0	
			74	1717.5	132047	18.53	19.5	0	
				1745	132322	18.15	19.5	0	
				1772.5	132597	18.53	19.5	0	
		36 RB	0	1717.5	132047	18.81	19.5	0	
				1745	132322	18.63	19.5	0	
				1772.5	132597	18.68	19.5	0	
			18	1717.5	132047	18.91	19.5	0	
				1745	132322	18.80	19.5	0	
				1772.5	132597	18.65	19.5	0	
			37	1717.5	132047	18.69	19.5	0	
				1745	132322	18.77	19.5	0	
				1772.5	132597	18.77	19.5	0	
		75RB	1717.5	132047	18.79	19.5	0		
			1745	132322	18.71	19.5	0		
			1772.5	132597	18.81	19.5	0		
		16-QAM	1 RB	0	1717.5	132047	18.76	19.5	0
					1745	132322	18.51	19.5	0
					1772.5	132597	18.88	19.5	0
	36			1717.5	132047	18.72	19.5	0	
				1745	132322	18.88	19.5	0	
				1772.5	132597	18.56	19.5	0	
	74			1717.5	132047	18.94	19.5	0	
				1745	132322	18.88	19.5	0	
				1772.5	132597	18.41	19.5	0	
	36 RB		0	1717.5	132047	18.77	19.5	0	
				1745	132322	18.57	19.5	0	
				1772.5	132597	18.68	19.5	0	
			18	1717.5	132047	18.75	19.5	0	
				1745	132322	18.74	19.5	0	
				1772.5	132597	18.79	19.5	0	
			37	1717.5	132047	18.72	19.5	0	
				1745	132322	18.49	19.5	0	
				1772.5	132597	18.75	19.5	0	
	75RB		1717.5	132047	18.78	19.5	0		
			1745	132322	18.88	19.5	0		
			1772.5	132597	18.76	19.5	0		

Unless otherwise stated the results shown in this test report refer only to the sample(s) tested and such sample(s) are retained for 90 days only.

除非另有說明，此報告結果僅對測試之樣品負責，同時此樣品僅保留90天。本報告未經本公司書面許可，不可部份複製。

This document is issued by the Company subject to its General Conditions of Service printed overleaf, available on request or accessible at www.sgs.com/terms_and_conditions.htm and for electronic format documents, subject to Terms and Conditions for Electronic Documents at www.sgs.com/terms_e-document.htm. Attention is drawn to the limitation of liability, indemnification and jurisdiction issues defined therein. Any holder of this document is advised that information contained hereon reflects the Company's findings at the time of its intervention only and within the limits of Client's instructions, if any. The Company's sole responsibility is to its Client and this document does not exonerate parties to a transaction from exercising all their rights and obligations under the transaction documents. This document cannot be reproduced except in full, without prior written approval of the Company. Any unauthorized alteration, forgery or falsification of the content or appearance of this document is unlawful and offenders may be prosecuted to the fullest extent of the law.

FDD Band 66									
BW(Mhz)	Modulation	RB Size	RB Offset	Frequency (MHz)	Channel	Conducted power (dBm)	Target Power + Max. Tolerance (dBm)	MPR Allowed per 3GPP(dB)	
10	QPSK	1 RB	0	1715	132022	18.94	19.5	0	
				1745	132322	18.86	19.5	0	
				1775	132622	18.86	19.5	0	
			25	1715	132022	18.87	19.5	0	
				1745	132322	18.50	19.5	0	
				1775	132622	18.49	19.5	0	
		49	1715	132022	18.94	19.5	0		
			1745	132322	18.91	19.5	0		
			1775	132622	18.85	19.5	0		
		25 RB	0	1715	132022	18.92	19.5	0	
				1745	132322	18.73	19.5	0	
				1775	132622	18.58	19.5	0	
			12	1715	132022	18.78	19.5	0	
				1745	132322	18.70	19.5	0	
				1775	132622	18.51	19.5	0	
		25	1715	132022	18.87	19.5	0		
			1745	132322	18.79	19.5	0		
			1775	132622	18.75	19.5	0		
		50RB	1715	132022	18.84	19.5	0		
			1745	132322	18.70	19.5	0		
			1775	132622	18.70	19.5	0		
		16-QAM	1 RB	0	1715	132022	18.93	19.5	0
					1745	132322	18.72	19.5	0
					1775	132622	18.87	19.5	0
	25			1715	132022	18.89	19.5	0	
				1745	132322	18.52	19.5	0	
				1775	132622	18.45	19.5	0	
	49		1715	132022	18.92	19.5	0		
			1745	132322	18.89	19.5	0		
			1775	132622	18.94	19.5	0		
	25 RB		0	1715	132022	18.88	19.5	0	
				1745	132322	18.73	19.5	0	
				1775	132622	18.71	19.5	0	
			12	1715	132022	18.92	19.5	0	
				1745	132322	18.67	19.5	0	
				1775	132622	18.65	19.5	0	
	25		1715	132022	18.95	19.5	0		
			1745	132322	18.83	19.5	0		
			1775	132622	18.65	19.5	0		
	50RB		1715	132022	18.91	19.5	0		
			1745	132322	18.84	19.5	0		
			1775	132622	18.62	19.5	0		

Unless otherwise stated the results shown in this test report refer only to the sample(s) tested and such sample(s) are retained for 90 days only.

除非另有說明，此報告結果僅對測試之樣品負責，同時此樣品僅保留90天。本報告未經本公司書面許可，不可部份複製。

This document is issued by the Company subject to its General Conditions of Service printed overleaf, available on request or accessible at www.sgs.com/terms_and_conditions.htm and for electronic format documents, subject to Terms and Conditions for Electronic Documents at www.sgs.com/terms_e-document.htm. Attention is drawn to the limitation of liability, indemnification and jurisdiction issues defined therein. Any holder of this document is advised that information contained hereon reflects the Company's findings at the time of its intervention only and within the limits of Client's instructions, if any. The Company's sole responsibility is to its Client and this document does not exonerate parties to a transaction from exercising all their rights and obligations under the transaction documents. This document cannot be reproduced except in full, without prior written approval of the Company. Any unauthorized alteration, forgery or falsification of the content or appearance of this document is unlawful and offenders may be prosecuted to the fullest extent of the law.

FDD Band 66									
BW(Mhz)	Modulation	RB Size	RB Offset	Frequency (MHz)	Channel	Conducted power (dBm)	Target Power + Max. Tolerance (dBm)	MPR Allowed per 3GPP(dB)	
5	QPSK	1 RB	0	1712.5	131997	18.81	19.5	0	
				1745	132322	18.82	19.5	0	
				1777.5	132647	18.83	19.5	0	
			12	1712.5	131997	18.77	19.5	0	
				1745	132322	18.66	19.5	0	
				1777.5	132647	18.73	19.5	0	
			24	1712.5	131997	18.67	19.5	0	
				1745	132322	18.50	19.5	0	
				1777.5	132647	18.48	19.5	0	
		12 RB	0	1712.5	131997	18.89	19.5	0	
				1745	132322	18.64	19.5	0	
				1777.5	132647	18.79	19.5	0	
			6	1712.5	131997	18.84	19.5	0	
				1745	132322	18.69	19.5	0	
				1777.5	132647	18.52	19.5	0	
			13	1712.5	131997	18.74	19.5	0	
				1745	132322	18.59	19.5	0	
				1777.5	132647	18.62	19.5	0	
		25RB	1712.5	131997	18.76	19.5	0		
			1745	132322	18.69	19.5	0		
			1777.5	132647	18.62	19.5	0		
		16-QAM	1 RB	0	1712.5	131997	18.83	19.5	0
					1745	132322	18.80	19.5	0
					1777.5	132647	18.67	19.5	0
	12			1712.5	131997	18.82	19.5	0	
				1745	132322	18.85	19.5	0	
				1777.5	132647	18.76	19.5	0	
	24			1712.5	131997	18.83	19.5	0	
				1745	132322	18.75	19.5	0	
				1777.5	132647	18.81	19.5	0	
	12 RB		0	1712.5	131997	18.83	19.5	0	
				1745	132322	18.76	19.5	0	
				1777.5	132647	18.71	19.5	0	
			6	1712.5	131997	18.91	19.5	0	
				1745	132322	18.86	19.5	0	
				1777.5	132647	18.63	19.5	0	
			13	1712.5	131997	18.86	19.5	0	
				1745	132322	18.65	19.5	0	
				1777.5	132647	18.67	19.5	0	
	25RB		1712.5	131997	18.81	19.5	0		
			1745	132322	18.85	19.5	0		
			1777.5	132647	18.57	19.5	0		

Unless otherwise stated the results shown in this test report refer only to the sample(s) tested and such sample(s) are retained for 90 days only.

除非另有說明，此報告結果僅對測試之樣品負責，同時此樣品僅保留90天。本報告未經本公司書面許可，不可部份複製。

This document is issued by the Company subject to its General Conditions of Service printed overleaf, available on request or accessible at www.sgs.com/terms_and_conditions.htm and for electronic format documents, subject to Terms and Conditions for Electronic Documents at www.sgs.com/terms_e-document.htm. Attention is drawn to the limitation of liability, indemnification and jurisdiction issues defined therein. Any holder of this document is advised that information contained hereon reflects the Company's findings at the time of its intervention only and within the limits of Client's instructions, if any. The Company's sole responsibility is to its Client and this document does not exonerate parties to a transaction from exercising all their rights and obligations under the transaction documents. This document cannot be reproduced except in full, without prior written approval of the Company. Any unauthorized alteration, forgery or falsification of the content or appearance of this document is unlawful and offenders may be prosecuted to the fullest extent of the law.

FDD Band 66									
BW(Mhz)	Modulation	RB Size	RB Offset	Frequency (MHz)	Channel	Conducted power (dBm)	Target Power + Max. Tolerance (dBm)	MPR Allowed per 3GPP(dB)	
3	QPSK	1 RB	0	1711.5	131987	18.72	19.5	0	
				1745	132322	18.71	19.5	0	
				1778.5	132657	18.62	19.5	0	
			7	1711.5	131987	18.85	19.5	0	
				1745	132322	18.87	19.5	0	
				1778.5	132657	18.67	19.5	0	
		14	1711.5	131987	18.78	19.5	0		
			1745	132322	18.59	19.5	0		
			1778.5	132657	18.51	19.5	0		
		8 RB	0	1711.5	131987	18.68	19.5	0	
				1745	132322	18.62	19.5	0	
				1778.5	132657	18.57	19.5	0	
			4	1711.5	131987	18.91	19.5	0	
				1745	132322	18.63	19.5	0	
				1778.5	132657	18.83	19.5	0	
		7	1711.5	131987	18.77	19.5	0		
			1745	132322	18.64	19.5	0		
			1778.5	132657	18.60	19.5	0		
		15RB	1711.5	131987	18.77	19.5	0		
			1745	132322	18.65	19.5	0		
			1778.5	132657	18.66	19.5	0		
		16-QAM	1 RB	0	1711.5	131987	18.92	19.5	0
					1745	132322	18.84	19.5	0
					1778.5	132657	18.85	19.5	0
	7			1711.5	131987	18.78	19.5	0	
				1745	132322	18.91	19.5	0	
				1778.5	132657	18.52	19.5	0	
	14		1711.5	131987	18.81	19.5	0		
			1745	132322	18.67	19.5	0		
			1778.5	132657	18.35	19.5	0		
	8 RB		0	1711.5	131987	18.84	19.5	0	
				1745	132322	18.58	19.5	0	
				1778.5	132657	18.80	19.5	0	
			4	1711.5	131987	18.88	19.5	0	
				1745	132322	18.76	19.5	0	
				1778.5	132657	18.82	19.5	0	
	7		1711.5	131987	18.83	19.5	0		
			1745	132322	18.67	19.5	0		
			1778.5	132657	18.59	19.5	0		
	15RB		1711.5	131987	18.80	19.5	0		
			1745	132322	18.75	19.5	0		
			1778.5	132657	18.59	19.5	0		

Unless otherwise stated the results shown in this test report refer only to the sample(s) tested and such sample(s) are retained for 90 days only.

除非另有說明，此報告結果僅對測試之樣品負責，同時此樣品僅保留90天。本報告未經本公司書面許可，不可部份複製。

This document is issued by the Company subject to its General Conditions of Service printed overleaf, available on request or accessible at www.sgs.com/terms_and_conditions.htm and for electronic format documents, subject to Terms and Conditions for Electronic Documents at www.sgs.com/terms_e-document.htm. Attention is drawn to the limitation of liability, indemnification and jurisdiction issues defined therein. Any holder of this document is advised that information contained hereon reflects the Company's findings at the time of its intervention only and within the limits of Client's instructions, if any. The Company's sole responsibility is to its Client and this document does not exonerate parties to a transaction from exercising all their rights and obligations under the transaction documents. This document cannot be reproduced except in full, without prior written approval of the Company. Any unauthorized alteration, forgery or falsification of the content or appearance of this document is unlawful and offenders may be prosecuted to the fullest extent of the law.

FDD Band 66									
BW(MHz)	Modulation	RB Size	RB Offset	Frequency (MHz)	Channel	Conducted power (dBm)	Target Power + Max. Tolerance (dBm)	MPR Allowed per 3GPP(dB)	
1.4	QPSK	1 RB	0	1710.7	131979	18.61	19.5	0	
				1745	132322	18.62	19.5	0	
				1779.3	132665	18.57	19.5	0	
			2	1710.7	131979	18.68	19.5	0	
				1745	132322	18.61	19.5	0	
				1779.3	132665	18.65	19.5	0	
		5	1710.7	131979	18.62	19.5	0		
			1745	132322	18.49	19.5	0		
			1779.3	132665	18.51	19.5	0		
		3 RB	0	1710.7	131979	18.65	19.5	0	
				1745	132322	18.66	19.5	0	
				1779.3	132665	18.53	19.5	0	
			2	1710.7	131979	18.70	19.5	0	
				1745	132322	18.73	19.5	0	
				1779.3	132665	18.69	19.5	0	
			3	1710.7	131979	18.66	19.5	0	
				1745	132322	18.65	19.5	0	
				1779.3	132665	18.51	19.5	0	
		6RB	1710.7	131979	18.68	19.5	0		
			1745	132322	18.67	19.5	0		
			1779.3	132665	18.57	19.5	0		
		16-QAM	1 RB	0	1710.7	131979	18.85	19.5	0
					1745	132322	18.88	19.5	0
					1779.3	132665	18.66	19.5	0
	2			1710.7	131979	18.75	19.5	0	
				1745	132322	18.94	19.5	0	
				1779.3	132665	18.89	19.5	0	
	5		1710.7	131979	18.69	19.5	0		
			1745	132322	18.66	19.5	0		
			1779.3	132665	19.09	19.5	0		
	3 RB		0	1710.7	131979	18.58	19.5	0	
				1745	132322	18.70	19.5	0	
				1779.3	132665	18.60	19.5	0	
			2	1710.7	131979	18.80	19.5	0	
				1745	132322	18.57	19.5	0	
				1779.3	132665	18.63	19.5	0	
			3	1710.7	131979	18.66	19.5	0	
				1745	132322	18.74	19.5	0	
				1779.3	132665	18.73	19.5	0	
	6RB		1710.7	131979	18.67	19.5	0		
			1745	132322	18.69	19.5	0		
			1779.3	132665	18.70	19.5	0		

Unless otherwise stated the results shown in this test report refer only to the sample(s) tested and such sample(s) are retained for 90 days only.

除非另有說明，此報告結果僅對測試之樣品負責，同時此樣品僅保留90天。本報告未經本公司書面許可，不可部份複製。

This document is issued by the Company subject to its General Conditions of Service printed overleaf, available on request or accessible at www.sgs.com/terms_and_conditions.htm and for electronic format documents, subject to Terms and Conditions for Electronic Documents at www.sgs.com/terms_e-document.htm. Attention is drawn to the limitation of liability, indemnification and jurisdiction issues defined therein. Any holder of this document is advised that information contained hereon reflects the Company's findings at the time of its intervention only and within the limits of Client's instructions, if any. The Company's sole responsibility is to its Client and this document does not exonerate parties to a transaction from exercising all their rights and obligations under the transaction documents. This document cannot be reproduced except in full, without prior written approval of the Company. Any unauthorized alteration, forgery or falsification of the content or appearance of this document is unlawful and offenders may be prosecuted to the fullest extent of the law.

LTE TDD Band 38 / Band 41 power table (Reduced power)

TDD Band 38											
BW(Mhz)	Modulation	RB Size	RB Offset	Frequency (MHz)	Channel	Conducted power (dBm)	Target Power + Max. Tolerance (dBm)	MPR Allowed per 3GPP(dB)			
20	QPSK	1 RB	0	2580	37850	22.42	22.5	0			
				2595	38000	22.18	22.5	0			
				2610	38150	22.18	22.5	0			
			50	2580	37850	21.59	22.5	0			
						2595	38000	21.54	22.5	0	
						2610	38150	21.70	22.5	0	
				99	2580	37850	21.78	22.5	0		
							2595	38000	21.95	22.5	0
							2610	38150	21.97	22.5	0
		50 RB	0	2580	37850	21.49	21.5	0-1			
						2595	38000	21.15	21.5	0-1	
						2610	38150	21.48	21.5	0-1	
			25	2580	37850	20.95	21.5	0-1			
						2595	38000	20.62	21.5	0-1	
						2610	38150	20.74	21.5	0-1	
				50	2580	37850	20.75	21.5	0-1		
							2595	38000	20.83	21.5	0-1
							2610	38150	20.85	21.5	0-1
		100RB	2580	37850	21.36	21.5	0-1				
					2595	38000	21.14	21.5	0-1		
					2610	38150	21.35	21.5	0-1		
		16-QAM	1 RB	0	2580	37850	21.34	21.5	0-1		
					2595	38000	21.27	21.5	0-1		
					2610	38150	21.47	21.5	0-1		
	50			2580	37850	20.90	21.5	0-1			
						2595	38000	20.84	21.5	0-1	
						2610	38150	20.81	21.5	0-1	
				99	2580	37850	21.00	21.5	0-1		
							2595	38000	21.14	21.5	0-1
							2610	38150	21.27	21.5	0-1
	50 RB			0	2580	37850	20.14	20.5	0-2		
							2595	38000	20.34	20.5	0-2
							2610	38150	20.38	20.5	0-2
			25	2580	37850	20.23	20.5	0-2			
						2595	38000	20.02	20.5	0-2	
						2610	38150	20.23	20.5	0-2	
				50	2580	37850	20.04	20.5	0-2		
							2595	38000	20.29	20.5	0-2
							2610	38150	20.20	20.5	0-2
			100RB	2580	37850	20.41	20.5	0-2			
						2595	38000	20.34	20.5	0-2	
						2610	38150	20.27	20.5	0-2	

Unless otherwise stated the results shown in this test report refer only to the sample(s) tested and such sample(s) are retained for 90 days only.

除非另有說明，此報告結果僅對測試之樣品負責，同時此樣品僅保留90天。本報告未經本公司書面許可，不可部份複製。

This document is issued by the Company subject to its General Conditions of Service printed overleaf, available on request or accessible at www.sgs.com/terms_and_conditions.htm and for electronic format documents, subject to Terms and Conditions for Electronic Documents at www.sgs.com/terms_e-document.htm. Attention is drawn to the limitation of liability, indemnification and jurisdiction issues defined therein. Any holder of this document is advised that information contained hereon reflects the Company's findings at the time of its intervention only and within the limits of Client's instructions, if any. The Company's sole responsibility is to its Client and this document does not exonerate parties to a transaction from exercising all their rights and obligations under the transaction documents. This document cannot be reproduced except in full, without prior written approval of the Company. Any unauthorized alteration, forgery or falsification of the content or appearance of this document is unlawful and offenders may be prosecuted to the fullest extent of the law.

TDD Band 38									
BW(Mhz)	Modulation	RB Size	RB Offset	Frequency (MHz)	Channel	Conducted power (dBm)	Target Power + Max. Tolerance (dBm)	MPR Allowed per 3GPP(dB)	
15	QPSK	1 RB	0	2577.5	37825	22.36	22.5	0	
				2595	38000	22.14	22.5	0	
				2612.5	38175	22.01	22.5	0	
			36	2577.5	37825	21.50	22.5	0	
				2595	38000	21.38	22.5	0	
				2612.5	38175	21.64	22.5	0	
		74	2577.5	37825	21.74	22.5	0		
			2595	38000	21.89	22.5	0		
			2612.5	38175	21.77	22.5	0		
		36 RB	0	2577.5	37825	21.40	21.5	0-1	
				2595	38000	21.12	21.5	0-1	
				2612.5	38175	21.43	21.5	0-1	
			18	2577.5	37825	20.78	21.5	0-1	
				2595	38000	20.53	21.5	0-1	
				2612.5	38175	20.55	21.5	0-1	
			37	2577.5	37825	20.74	21.5	0-1	
				2595	38000	20.63	21.5	0-1	
				2612.5	38175	20.80	21.5	0-1	
			75RB	2577.5	37825	21.34	21.5	0-1	
				2595	38000	20.95	21.5	0-1	
				2612.5	38175	21.16	21.5	0-1	
		16-QAM	1 RB	0	2577.5	37825	21.18	21.5	0-1
					2595	38000	21.08	21.5	0-1
					2612.5	38175	21.36	21.5	0-1
	36			2577.5	37825	20.75	21.5	0-1	
				2595	38000	20.66	21.5	0-1	
				2612.5	38175	20.74	21.5	0-1	
	74			2577.5	37825	20.80	21.5	0-1	
				2595	38000	20.96	21.5	0-1	
				2612.5	38175	21.21	21.5	0-1	
	36 RB			0	2577.5	37825	20.10	20.5	0-2
					2595	38000	20.17	20.5	0-2
					2612.5	38175	20.22	20.5	0-2
			18	2577.5	37825	20.09	20.5	0-2	
				2595	38000	19.91	20.5	0-2	
				2612.5	38175	20.04	20.5	0-2	
			37	2577.5	37825	19.94	20.5	0-2	
				2595	38000	20.26	20.5	0-2	
				2612.5	38175	20.05	20.5	0-2	
	75RB		2577.5	37825	20.24	20.5	0-2		
			2595	38000	20.25	20.5	0-2		
			2612.5	38175	20.16	20.5	0-2		

Unless otherwise stated the results shown in this test report refer only to the sample(s) tested and such sample(s) are retained for 90 days only.

除非另有說明，此報告結果僅對測試之樣品負責，同時此樣品僅保留90天。本報告未經本公司書面許可，不可部份複製。

This document is issued by the Company subject to its General Conditions of Service printed overleaf, available on request or accessible at www.sgs.com/terms_and_conditions.htm and for electronic format documents, subject to Terms and Conditions for Electronic Documents at www.sgs.com/terms_e-document.htm. Attention is drawn to the limitation of liability, indemnification and jurisdiction issues defined therein. Any holder of this document is advised that information contained hereon reflects the Company's findings at the time of its intervention only and within the limits of Client's instructions, if any. The Company's sole responsibility is to its Client and this document does not exonerate parties to a transaction from exercising all their rights and obligations under the transaction documents. This document cannot be reproduced except in full, without prior written approval of the Company. Any unauthorized alteration, forgery or falsification of the content or appearance of this document is unlawful and offenders may be prosecuted to the fullest extent of the law.

TDD Band 38									
BW(Mhz)	Modulation	RB Size	RB Offset	Frequency (MHz)	Channel	Conducted power (dBm)	Target Power + Max. Tolerance (dBm)	MPR Allowed per 3GPP(dB)	
10	QPSK	1 RB	0	2575	37800	22.37	22.5	0	
				2595	38000	22.02	22.5	0	
				2615	38200	22.17	22.5	0	
			25	2575	37800	21.42	22.5	0	
				2595	38000	21.40	22.5	0	
				2615	38200	21.65	22.5	0	
		49	2575	37800	21.71	22.5	0		
			2595	38000	21.80	22.5	0		
			2615	38200	21.83	22.5	0		
		25 RB	0	2575	37800	21.42	21.5	0-1	
				2595	38000	20.99	21.5	0-1	
				2615	38200	21.41	21.5	0-1	
			12	2575	37800	20.78	21.5	0-1	
				2595	38000	20.56	21.5	0-1	
				2615	38200	20.68	21.5	0-1	
		25	2575	37800	20.63	21.5	0-1		
			2595	38000	20.79	21.5	0-1		
			2615	38200	20.81	21.5	0-1		
		50RB	2575	37800	21.33	21.5	0-1		
			2595	38000	21.00	21.5	0-1		
			2615	38200	21.16	21.5	0-1		
		16-QAM	1 RB	0	2575	37800	21.16	21.5	0-1
					2595	38000	21.21	21.5	0-1
					2615	38200	21.36	21.5	0-1
	25			2575	37800	20.89	21.5	0-1	
				2595	38000	20.67	21.5	0-1	
				2615	38200	20.80	21.5	0-1	
	49		2575	37800	20.82	21.5	0-1		
			2595	38000	20.96	21.5	0-1		
			2615	38200	21.18	21.5	0-1		
	25 RB		0	2575	37800	19.96	20.5	0-2	
				2595	38000	20.14	20.5	0-2	
				2615	38200	20.32	20.5	0-2	
			12	2575	37800	20.15	20.5	0-2	
				2595	38000	19.90	20.5	0-2	
				2615	38200	20.15	20.5	0-2	
	25		2575	37800	19.92	20.5	0-2		
			2595	38000	20.23	20.5	0-2		
			2615	38200	20.04	20.5	0-2		
	50RB		2575	37800	20.23	20.5	0-2		
			2595	38000	20.15	20.5	0-2		
			2615	38200	20.17	20.5	0-2		

Unless otherwise stated the results shown in this test report refer only to the sample(s) tested and such sample(s) are retained for 90 days only.

除非另有說明，此報告結果僅對測試之樣品負責，同時此樣品僅保留90天。本報告未經本公司書面許可，不可部份複製。

This document is issued by the Company subject to its General Conditions of Service printed overleaf, available on request or accessible at www.sgs.com/terms_and_conditions.htm and for electronic format documents, subject to Terms and Conditions for Electronic Documents at www.sgs.com/terms_e-document.htm. Attention is drawn to the limitation of liability, indemnification and jurisdiction issues defined therein. Any holder of this document is advised that information contained hereon reflects the Company's findings at the time of its intervention only and within the limits of Client's instructions, if any. The Company's sole responsibility is to its Client and this document does not exonerate parties to a transaction from exercising all their rights and obligations under the transaction documents. This document cannot be reproduced except in full, without prior written approval of the Company. Any unauthorized alteration, forgery or falsification of the content or appearance of this document is unlawful and offenders may be prosecuted to the fullest extent of the law.

TDD Band 38									
BW(Mhz)	Modulation	RB Size	RB Offset	Frequency (MHz)	Channel	Conducted power (dBm)	Target Power + Max. Tolerance (dBm)	MPR Allowed per 3GPP(dB)	
5	QPSK	1 RB	0	2572.5	37775	22.28	22.5	0	
				2595	38000	22.04	22.5	0	
				2617.5	38225	22.14	22.5	0	
			12	2572.5	37775	21.58	22.5	0	
				2595	38000	21.40	22.5	0	
				2617.5	38225	21.56	22.5	0	
		24	2572.5	37775	21.74	22.5	0		
			2595	38000	21.88	22.5	0		
			2617.5	38225	21.79	22.5	0		
		12 RB	0	2572.5	37775	21.42	21.5	0-1	
				2595	38000	20.95	21.5	0-1	
				2617.5	38225	21.30	21.5	0-1	
			6	2572.5	37775	20.84	21.5	0-1	
				2595	38000	20.57	21.5	0-1	
				2617.5	38225	20.56	21.5	0-1	
			13	2572.5	37775	20.56	21.5	0-1	
				2595	38000	20.63	21.5	0-1	
				2617.5	38225	20.81	21.5	0-1	
			25RB	2572.5	37775	21.29	21.5	0-1	
				2595	38000	21.03	21.5	0-1	
				2617.5	38225	21.18	21.5	0-1	
		16-QAM	1 RB	0	2572.5	37775	21.29	21.5	0-1
					2595	38000	21.18	21.5	0-1
					2617.5	38225	21.43	21.5	0-1
	12			2572.5	37775	20.88	21.5	0-1	
				2595	38000	20.78	21.5	0-1	
				2617.5	38225	20.78	21.5	0-1	
	24			2572.5	37775	20.81	21.5	0-1	
				2595	38000	20.95	21.5	0-1	
				2617.5	38225	21.08	21.5	0-1	
	12 RB			0	2572.5	37775	20.12	20.5	0-2
					2595	38000	20.30	20.5	0-2
					2617.5	38225	20.36	20.5	0-2
			6	2572.5	37775	20.17	20.5	0-2	
				2595	38000	19.83	20.5	0-2	
				2617.5	38225	20.16	20.5	0-2	
			13	2572.5	37775	19.88	20.5	0-2	
				2595	38000	20.23	20.5	0-2	
				2617.5	38225	20.14	20.5	0-2	
	25RB		2572.5	37775	20.25	20.5	0-2		
			2595	38000	20.19	20.5	0-2		
			2617.5	38225	20.21	20.5	0-2		

Unless otherwise stated the results shown in this test report refer only to the sample(s) tested and such sample(s) are retained for 90 days only.

除非另有說明，此報告結果僅對測試之樣品負責，同時此樣品僅保留90天。本報告未經本公司書面許可，不可部份複製。

This document is issued by the Company subject to its General Conditions of Service printed overleaf, available on request or accessible at www.sgs.com/terms_and_conditions.htm and for electronic format documents, subject to Terms and Conditions for Electronic Documents at www.sgs.com/terms_e-document.htm. Attention is drawn to the limitation of liability, indemnification and jurisdiction issues defined therein. Any holder of this document is advised that information contained hereon reflects the Company's findings at the time of its intervention only and within the limits of Client's instructions, if any. The Company's sole responsibility is to its Client and this document does not exonerate parties to a transaction from exercising all their rights and obligations under the transaction documents. This document cannot be reproduced except in full, without prior written approval of the Company. Any unauthorized alteration, forgery or falsification of the content or appearance of this document is unlawful and offenders may be prosecuted to the fullest extent of the law.

TDD Band 41								
BW(Mhz)	Modulation	RB Size	RB Offset	Frequency (MHz)	Channel	Conducted power (dBm)	Target Power + Max. Tolerance (dBm)	MPR Allowed per 3GPP(dB)
20	QPSK	1 RB	0	2506	39750	17.76	18.5	0
				2549.5	40185	17.69	18.5	0
				2593	40620	17.73	18.5	0
				2636.5	41055	18.37	18.5	0
			50	2680	41490	18.47	18.5	0
				2506	39750	17.79	18.5	0
				2549.5	40185	17.76	18.5	0
				2593	40620	18.08	18.5	0
			99	2636.5	41055	18.23	18.5	0
				2680	41490	18.23	18.5	0
				2506	39750	18.11	18.5	0
				2549.5	40185	17.71	18.5	0
		50 RB	0	2593	40620	18.06	18.5	0
				2636.5	41055	18.31	18.5	0
				2680	41490	18.17	18.5	0
				2506	39750	17.55	18.5	0
			25	2549.5	40185	17.56	18.5	0
				2593	40620	17.53	18.5	0
				2636.5	41055	18.13	18.5	0
				2680	41490	18.11	18.5	0
			50	2506	39750	17.55	18.5	0
				2549.5	40185	17.69	18.5	0
				2593	40620	17.68	18.5	0
				2636.5	41055	18.18	18.5	0
			100RB	2680	41490	18.08	18.5	0
				2506	39750	17.60	18.5	0
				2549.5	40185	17.54	18.5	0
				2593	40620	18.28	18.5	0
		100RB	2636.5	41055	18.26	18.5	0	
			2680	41490	18.08	18.5	0	
			2506	39750	17.61	18.5	0	
			2549.5	40185	17.60	18.5	0	
100RB	2593	40620	18.10	18.5	0			
	2636.5	41055	18.08	18.5	0			
	2680	41490	18.07	18.5	0			
	2506	39750	17.61	18.5	0			

Unless otherwise stated the results shown in this test report refer only to the sample(s) tested and such sample(s) are retained for 90 days only.

除非另有說明，此報告結果僅對測試之樣品負責，同時此樣品僅保留90天。本報告未經本公司書面許可，不可部份複製。

This document is issued by the Company subject to its General Conditions of Service printed overleaf, available on request or accessible at www.sgs.com/terms_and_conditions.htm and for electronic format documents, subject to Terms and Conditions for Electronic Documents at www.sgs.com/terms_e-document.htm. Attention is drawn to the limitation of liability, indemnification and jurisdiction issues defined therein. Any holder of this document is advised that information contained hereon reflects the Company's findings at the time of its intervention only and within the limits of Client's instructions, if any. The Company's sole responsibility is to its Client and this document does not exonerate parties to a transaction from exercising all their rights and obligations under the transaction documents. This document cannot be reproduced except in full, without prior written approval of the Company. Any unauthorized alteration, forgery or falsification of the content or appearance of this document is unlawful and offenders may be prosecuted to the fullest extent of the law.

TDD Band 41									
BW(Mhz)	Modulation	RB Size	RB Offset	Frequency (MHz)	Channel	Conducted power (dBm)	Target Power + Max. Tolerance (dBm)	MPR Allowed per 3GPP(dB)	
20	16-QAM	1 RB	0	2506	39750	17.44	18.5	0	
				2549.5	40185	17.38	18.5	0	
				2593	40620	17.38	18.5	0	
				2636.5	41055	18.05	18.5	0	
				2680	41490	18.16	18.5	0	
			50	2506	39750	17.55	18.5	0	
				2549.5	40185	17.37	18.5	0	
				2593	40620	17.72	18.5	0	
				2636.5	41055	17.81	18.5	0	
				2680	41490	18.01	18.5	0	
				99	2506	39750	17.71	18.5	0
					2549.5	40185	17.40	18.5	0
		2593	40620		17.95	18.5	0		
		2636.5	41055		18.03	18.5	0		
		2680	41490		18.03	18.5	0		
		50 RB	0	2506	39750	17.60	18.5	0	
				2549.5	40185	17.51	18.5	0	
				2593	40620	17.59	18.5	0	
				2636.5	41055	18.11	18.5	0	
				2680	41490	18.12	18.5	0	
			25	2506	39750	17.59	18.5	0	
				2549.5	40185	17.51	18.5	0	
				2593	40620	17.74	18.5	0	
				2636.5	41055	18.15	18.5	0	
				2680	41490	18.03	18.5	0	
			50	2506	39750	17.63	18.5	0	
				2549.5	40185	17.51	18.5	0	
				2593	40620	17.71	18.5	0	
				2636.5	41055	18.23	18.5	0	
				2680	41490	17.99	18.5	0	
				100RB	2506	39750	17.63	18.5	0
		2549.5	40185		17.63	18.5	0		
2593	40620	17.57	18.5		0				
2636.5	41055	18.07	18.5		0				
2680	41490	18.14	18.5		0				

Unless otherwise stated the results shown in this test report refer only to the sample(s) tested and such sample(s) are retained for 90 days only.

除非另有說明，此報告結果僅對測試之樣品負責，同時此樣品僅保留90天。本報告未經本公司書面許可，不可部份複製。

This document is issued by the Company subject to its General Conditions of Service printed overleaf, available on request or accessible at www.sgs.com/terms_and_conditions.htm and for electronic format documents, subject to Terms and Conditions for Electronic Documents at www.sgs.com/terms_e-document.htm. Attention is drawn to the limitation of liability, indemnification and jurisdiction issues defined therein. Any holder of this document is advised that information contained hereon reflects the Company's findings at the time of its intervention only and within the limits of Client's instructions, if any. The Company's sole responsibility is to its Client and this document does not exonerate parties to a transaction from exercising all their rights and obligations under the transaction documents. This document cannot be reproduced except in full, without prior written approval of the Company. Any unauthorized alteration, forgery or falsification of the content or appearance of this document is unlawful and offenders may be prosecuted to the fullest extent of the law.

TDD Band 41									
BW(Mhz)	Modulation	RB Size	RB Offset	Frequency (MHz)	Channel	Conducted power (dBm)	Target Power + Max. Tolerance (dBm)	MPR Allowed per 3GPP(dB)	
15	QPSK	1 RB	0	2503.5	39725	17.51	18.5	0	
				2548.3	40173	17.56	18.5	0	
				2593	40620	17.45	18.5	0	
				2637.8	41068	18.26	18.5	0	
				2682.5	41515	18.02	18.5	0	
			36	2503.5	39725	17.45	18.5	0	
				2548.3	40173	17.53	18.5	0	
				2593	40620	17.54	18.5	0	
				2637.8	41068	18.07	18.5	0	
				2682.5	41515	18.05	18.5	0	
				74	2503.5	39725	17.54	18.5	0
					2548.3	40173	17.61	18.5	0
		2593	40620		17.61	18.5	0		
		2637.8	41068		18.10	18.5	0		
		2682.5	41515		18.06	18.5	0		
		36 RB	0	2503.5	39725	17.59	18.5	0	
				2548.3	40173	17.53	18.5	0	
				2593	40620	17.55	18.5	0	
				2637.8	41068	18.05	18.5	0	
				2682.5	41515	18.12	18.5	0	
			18	2503.5	39725	17.62	18.5	0	
				2548.3	40173	17.69	18.5	0	
				2593	40620	17.68	18.5	0	
				2637.8	41068	18.14	18.5	0	
				2682.5	41515	18.14	18.5	0	
			37	2503.5	39725	17.56	18.5	0	
				2548.3	40173	17.55	18.5	0	
				2593	40620	17.67	18.5	0	
				2637.8	41068	18.13	18.5	0	
				2682.5	41515	17.98	18.5	0	
				75RB	2503.5	39725	17.52	18.5	0
		2548.3	40173		17.51	18.5	0		
2593	40620	17.69	18.5		0				
2637.8	41068	18.20	18.5		0				
2682.5	41515	18.19	18.5		0				

Unless otherwise stated the results shown in this test report refer only to the sample(s) tested and such sample(s) are retained for 90 days only.

除非另有說明，此報告結果僅對測試之樣品負責，同時此樣品僅保留90天。本報告未經本公司書面許可，不可部份複製。

This document is issued by the Company subject to its General Conditions of Service printed overleaf, available on request or accessible at www.sgs.com/terms_and_conditions.htm and for electronic format documents, subject to Terms and Conditions for Electronic Documents at www.sgs.com/terms_e-document.htm. Attention is drawn to the limitation of liability, indemnification and jurisdiction issues defined therein. Any holder of this document is advised that information contained hereon reflects the Company's findings at the time of its intervention only and within the limits of Client's instructions, if any. The Company's sole responsibility is to its Client and this document does not exonerate parties to a transaction from exercising all their rights and obligations under the transaction documents. This document cannot be reproduced except in full, without prior written approval of the Company. Any unauthorized alteration, forgery or falsification of the content or appearance of this document is unlawful and offenders may be prosecuted to the fullest extent of the law.

TDD Band 41									
BW(Mhz)	Modulation	RB Size	RB Offset	Frequency (MHz)	Channel	Conducted power (dBm)	Target Power + Max. Tolerance (dBm)	MPR Allowed per 3GPP(dB)	
15	16-QAM	1 RB	0	2503.5	39725	17.80	18.5	0	
				2548.3	40173	17.73	18.5	0	
				2593	40620	17.37	18.5	0	
				2637.8	41068	18.20	18.5	0	
				2682.5	41515	18.27	18.5	0	
			36	2503.5	39725	17.69	18.5	0	
				2548.3	40173	17.81	18.5	0	
				2593	40620	17.82	18.5	0	
				2637.8	41068	18.09	18.5	0	
				2682.5	41515	18.27	18.5	0	
				74	2503.5	39725	17.87	18.5	0
					2548.3	40173	17.61	18.5	0
		2593	40620		17.91	18.5	0		
		2637.8	41068		18.40	18.5	0		
		2682.5	41515		18.32	18.5	0		
		36 RB	0	2503.5	39725	17.56	18.5	0	
				2548.3	40173	17.43	18.5	0	
				2593	40620	17.44	18.5	0	
				2637.8	41068	18.07	18.5	0	
				2682.5	41515	18.02	18.5	0	
			18	2503.5	39725	17.56	18.5	0	
				2548.3	40173	17.62	18.5	0	
				2593	40620	17.64	18.5	0	
				2637.8	41068	18.12	18.5	0	
				2682.5	41515	18.10	18.5	0	
			37	2503.5	39725	17.60	18.5	0	
				2548.3	40173	17.44	18.5	0	
				2593	40620	17.61	18.5	0	
				2637.8	41068	18.22	18.5	0	
				2682.5	41515	18.13	18.5	0	
				75RB	2503.5	39725	17.56	18.5	0
		2548.3	40173		17.58	18.5	0		
2593	40620	17.57	18.5		0				
2637.8	41068	18.10	18.5		0				
2682.5	41515	18.03	18.5		0				

Unless otherwise stated the results shown in this test report refer only to the sample(s) tested and such sample(s) are retained for 90 days only.

除非另有說明，此報告結果僅對測試之樣品負責，同時此樣品僅保留90天。本報告未經本公司書面許可，不可部份複製。

This document is issued by the Company subject to its General Conditions of Service printed overleaf, available on request or accessible at www.sgs.com/terms_and_conditions.htm and for electronic format documents, subject to Terms and Conditions for Electronic Documents at www.sgs.com/terms_e-document.htm. Attention is drawn to the limitation of liability, indemnification and jurisdiction issues defined therein. Any holder of this document is advised that information contained hereon reflects the Company's findings at the time of its intervention only and within the limits of Client's instructions, if any. The Company's sole responsibility is to its Client and this document does not exonerate parties to a transaction from exercising all their rights and obligations under the transaction documents. This document cannot be reproduced except in full, without prior written approval of the Company. Any unauthorized alteration, forgery or falsification of the content or appearance of this document is unlawful and offenders may be prosecuted to the fullest extent of the law.

TDD Band 41								
BW(Mhz)	Modulation	RB Size	RB Offset	Frequency (MHz)	Channel	Conducted power (dBm)	Target Power + Max. Tolerance (dBm)	MPR Allowed per 3GPP(dB)
10	QPSK	1 RB	0	2501	39700	17.58	18.5	0
				2547	40160	17.48	18.5	0
				2593	40620	17.50	18.5	0
				2639	41080	18.16	18.5	0
			2685	41540	18.10	18.5	0	
			25	2501	39700	17.26	18.5	0
				2547	40160	17.33	18.5	0
				2593	40620	17.48	18.5	0
				2639	41080	17.96	18.5	0
			49	2685	41540	18.00	18.5	0
				2501	39700	17.59	18.5	0
				2547	40160	17.39	18.5	0
		2593		40620	17.73	18.5	0	
		25 RB	0	2639	41080	18.13	18.5	0
				2685	41540	18.04	18.5	0
				2501	39700	17.50	18.5	0
				2547	40160	17.45	18.5	0
			12	2593	40620	17.60	18.5	0
				2639	41080	18.24	18.5	0
				2685	41540	18.09	18.5	0
				2501	39700	17.52	18.5	0
			25	2547	40160	17.55	18.5	0
				2593	40620	17.64	18.5	0
				2639	41080	18.18	18.5	0
				2685	41540	18.07	18.5	0
		50RB	0	2501	39700	17.52	18.5	0
				2547	40160	17.53	18.5	0
				2593	40620	17.70	18.5	0
				2639	41080	18.34	18.5	0
			25	2685	41540	18.03	18.5	0
				2501	39700	17.53	18.5	0
				2547	40160	17.63	18.5	0
				2593	40620	17.71	18.5	0
		2639	41080	18.24	18.5	0		
		2685	41540	18.05	18.5	0		

Unless otherwise stated the results shown in this test report refer only to the sample(s) tested and such sample(s) are retained for 90 days only.

除非另有說明，此報告結果僅對測試之樣品負責，同時此樣品僅保留90天。本報告未經本公司書面許可，不可部份複製。

This document is issued by the Company subject to its General Conditions of Service printed overleaf, available on request or accessible at www.sgs.com/terms_and_conditions.htm and for electronic format documents, subject to Terms and Conditions for Electronic Documents at www.sgs.com/terms_e-document.htm. Attention is drawn to the limitation of liability, indemnification and jurisdiction issues defined therein. Any holder of this document is advised that information contained hereon reflects the Company's findings at the time of its intervention only and within the limits of Client's instructions, if any. The Company's sole responsibility is to its Client and this document does not exonerate parties to a transaction from exercising all their rights and obligations under the transaction documents. This document cannot be reproduced except in full, without prior written approval of the Company. Any unauthorized alteration, forgery or falsification of the content or appearance of this document is unlawful and offenders may be prosecuted to the fullest extent of the law.

TDD Band 41								
BW(Mhz)	Modulation	RB Size	RB Offset	Frequency (MHz)	Channel	Conducted power (dBm)	Target Power + Max. Tolerance (dBm)	MPR Allowed per 3GPP(dB)
10	16-QAM	1 RB	0	2501	39700	17.79	18.5	0
				2547	40160	17.83	18.5	0
				2593	40620	17.86	18.5	0
				2639	41080	18.32	18.5	0
			2685	41540	18.33	18.5	0	
			25	2501	39700	17.57	18.5	0
				2547	40160	17.58	18.5	0
				2593	40620	17.84	18.5	0
				2639	41080	18.28	18.5	0
			2685	41540	18.19	18.5	0	
			49	2501	39700	17.76	18.5	0
				2547	40160	17.67	18.5	0
		2593		40620	17.84	18.5	0	
		2639		41080	18.33	18.5	0	
		2685	41540	18.26	18.5	0		
		25 RB	0	2501	39700	17.52	18.5	0
				2547	40160	17.59	18.5	0
				2593	40620	17.56	18.5	0
				2639	41080	18.25	18.5	0
			2685	41540	18.18	18.5	0	
			12	2501	39700	17.47	18.5	0
				2547	40160	17.53	18.5	0
				2593	40620	17.60	18.5	0
				2639	41080	18.19	18.5	0
			2685	41540	18.08	18.5	0	
			25	2501	39700	17.49	18.5	0
				2547	40160	17.62	18.5	0
		2593		40620	17.64	18.5	0	
		2639		41080	18.36	18.5	0	
		2685	41540	18.19	18.5	0		
		50RB	2501	39700	17.50	18.5	0	
			2547	40160	17.58	18.5	0	
2593	40620		17.74	18.5	0			
2639	41080		18.27	18.5	0			
2685	41540	18.24	18.5	0				

Unless otherwise stated the results shown in this test report refer only to the sample(s) tested and such sample(s) are retained for 90 days only.

除非另有說明，此報告結果僅對測試之樣品負責，同時此樣品僅保留90天。本報告未經本公司書面許可，不可部份複製。

This document is issued by the Company subject to its General Conditions of Service printed overleaf, available on request or accessible at www.sgs.com/terms_and_conditions.htm and for electronic format documents, subject to Terms and Conditions for Electronic Documents at www.sgs.com/terms_e-document.htm. Attention is drawn to the limitation of liability, indemnification and jurisdiction issues defined therein. Any holder of this document is advised that information contained hereon reflects the Company's findings at the time of its intervention only and within the limits of Client's instructions, if any. The Company's sole responsibility is to its Client and this document does not exonerate parties to a transaction from exercising all their rights and obligations under the transaction documents. This document cannot be reproduced except in full, without prior written approval of the Company. Any unauthorized alteration, forgery or falsification of the content or appearance of this document is unlawful and offenders may be prosecuted to the fullest extent of the law.

TDD Band 41									
BW(Mhz)	Modulation	RB Size	RB Offset	Frequency (MHz)	Channel	Conducted power (dBm)	Target Power + Max. Tolerance (dBm)	MPR Allowed per 3GPP(dB)	
5	QPSK	1 RB	0	2498.5	39675	17.55	18.5	0	
				2547.8	40148	17.64	18.5	0	
				2593	40620	17.56	18.5	0	
				2640.3	41093	18.26	18.5	0	
				2687.5	41565	18.23	18.5	0	
			12	2498.5	39675	17.20	18.5	0	
				2547.8	40148	17.35	18.5	0	
				2593	40620	17.50	18.5	0	
				2640.3	41093	18.05	18.5	0	
				2687.5	41565	17.84	18.5	0	
				24	2498.5	39675	17.28	18.5	0
					2547.8	40148	17.41	18.5	0
		2593	40620		17.49	18.5	0		
		2640.3	41093		18.13	18.5	0		
		2687.5	41565		17.99	18.5	0		
		12 RB	0	2498.5	39675	17.52	18.5	0	
				2547.8	40148	17.59	18.5	0	
				2593	40620	17.67	18.5	0	
				2640.3	41093	18.24	18.5	0	
				2687.5	41565	18.14	18.5	0	
			6	2498.5	39675	17.41	18.5	0	
				2547.8	40148	17.52	18.5	0	
				2593	40620	17.66	18.5	0	
				2640.3	41093	18.20	18.5	0	
				2687.5	41565	18.15	18.5	0	
			13	2498.5	39675	17.48	18.5	0	
				2547.8	40148	17.42	18.5	0	
				2593	40620	17.60	18.5	0	
				2640.3	41093	18.13	18.5	0	
				2687.5	41565	18.12	18.5	0	
		25RB	2498.5	39675	17.39	18.5	0		
			2547.8	40148	17.46	18.5	0		
2593	40620		17.57	18.5	0				
2640.3	41093		18.15	18.5	0				
2687.5	41565		18.07	18.5	0				

Unless otherwise stated the results shown in this test report refer only to the sample(s) tested and such sample(s) are retained for 90 days only.

除非另有說明，此報告結果僅對測試之樣品負責，同時此樣品僅保留90天。本報告未經本公司書面許可，不可部份複製。

This document is issued by the Company subject to its General Conditions of Service printed overleaf, available on request or accessible at www.sgs.com/terms_and_conditions.htm and for electronic format documents, subject to Terms and Conditions for Electronic Documents at www.sgs.com/terms_e-document.htm. Attention is drawn to the limitation of liability, indemnification and jurisdiction issues defined therein. Any holder of this document is advised that information contained hereon reflects the Company's findings at the time of its intervention only and within the limits of Client's instructions, if any. The Company's sole responsibility is to its Client and this document does not exonerate parties to a transaction from exercising all their rights and obligations under the transaction documents. This document cannot be reproduced except in full, without prior written approval of the Company. Any unauthorized alteration, forgery or falsification of the content or appearance of this document is unlawful and offenders may be prosecuted to the fullest extent of the law.

TDD Band 41									
BW(Mhz)	Modulation	RB Size	RB Offset	Frequency (MHz)	Channel	Conducted power (dBm)	Target Power + Max. Tolerance (dBm)	MPR Allowed per 3GPP(dB)	
5	16-QAM	1 RB	0	2498.5	39675	17.66	18.5	0	
				2547.8	40148	17.75	18.5	0	
				2593	40620	17.81	18.5	0	
				2640.3	41093	18.39	18.5	0	
				2687.5	41565	18.36	18.5	0	
			12	2498.5	39675	17.71	18.5	0	
				2547.8	40148	17.70	18.5	0	
				2593	40620	17.84	18.5	0	
				2640.3	41093	18.34	18.5	0	
				2687.5	41565	18.25	18.5	0	
				24	2498.5	39675	17.59	18.5	0
					2547.8	40148	17.65	18.5	0
		2593	40620		17.75	18.5	0		
		2640.3	41093		18.38	18.5	0		
		2687.5	41565		18.21	18.5	0		
		12 RB	0	2498.5	39675	17.63	18.5	0	
				2547.8	40148	17.60	18.5	0	
				2593	40620	17.71	18.5	0	
				2640.3	41093	18.29	18.5	0	
				2687.5	41565	18.16	18.5	0	
			6	2498.5	39675	17.44	18.5	0	
				2547.8	40148	17.56	18.5	0	
				2593	40620	17.65	18.5	0	
				2640.3	41093	18.22	18.5	0	
				2687.5	41565	18.12	18.5	0	
			13	2498.5	39675	17.50	18.5	0	
				2547.8	40148	17.54	18.5	0	
				2593	40620	17.62	18.5	0	
				2640.3	41093	18.15	18.5	0	
				2687.5	41565	18.08	18.5	0	
		25RB	2498.5	39675	17.50	18.5	0		
			2547.8	40148	17.63	18.5	0		
2593	40620		17.71	18.5	0				
2640.3	41093		18.19	18.5	0				
2687.5	41565		18.20	18.5	0				

Unless otherwise stated the results shown in this test report refer only to the sample(s) tested and such sample(s) are retained for 90 days only.

除非另有說明，此報告結果僅對測試之樣品負責，同時此樣品僅保留90天。本報告未經本公司書面許可，不可部份複製。

This document is issued by the Company subject to its General Conditions of Service printed overleaf, available on request or accessible at www.sgs.com/terms_and_conditions.htm and for electronic format documents, subject to Terms and Conditions for Electronic Documents at www.sgs.com/terms_e-document.htm. Attention is drawn to the limitation of liability, indemnification and jurisdiction issues defined therein. Any holder of this document is advised that information contained hereon reflects the Company's findings at the time of its intervention only and within the limits of Client's instructions, if any. The Company's sole responsibility is to its Client and this document does not exonerate parties to a transaction from exercising all their rights and obligations under the transaction documents. This document cannot be reproduced except in full, without prior written approval of the Company. Any unauthorized alteration, forgery or falsification of the content or appearance of this document is unlawful and offenders may be prosecuted to the fullest extent of the law.

1.3.1 LTE Downlink CA specification

LTE Downlink 2CA conducted power table

Two Component Carrier Maximum Conducted Power																
PCC Band	PCC Bandwidth [MHz]	PCC				SCC 1				Power		Configurations	Maximum power			
		PCC (UL) Channel	PCC (UL) Frequency [MHz]	Modulation	PCC (UL) RB	PCC (UL) RB Offset	PCC (DL) Channel	PCC (DL) Frequency [MHz]	SCC Band	SCC Bandwidth [MHz]	SCC (DL) Channel			SCC (DL) Frequency [MHz]	LTE Tx Power with DL CA active (dBm)	LTE Tx Power with DL CA inactive (dBm)
LTE B2	20	18700	1860	QPSK	1	99	700	1940	LTE B2	20	898	1959.8	23.07	23.20	CA_2C	Full power
LTE B2	20	18700	1860	QPSK	1	99	700	1940	LTE B2	20	898	1959.8	21.40	21.49	CA_2C	Reduced power
LTE B2	20	18700	1860	QPSK	1	99	700	1940	LTE B17	10	5790	740	23.01	23.20	CA_2A-17A	Full power
LTE B2	20	18700	1860	QPSK	1	99	700	1940	LTE B17	10	5790	740	21.37	21.49	CA_2A-17A	Reduced power
LTE B17	10	23800	711	QPSK	1	25	5800	741	LTE B2	20	900	1960	23.08	23.13	CA_2A-17A	Full power
LTE B17	10	23800	711	QPSK	1	25	5800	741	LTE B2	20	900	1960	22.32	22.46	CA_2A-17A	Reduced power
LTE B4	20	20050	1720	QPSK	1	50	2050	2120	LTE B17	10	5790	740	23.08	23.13	CA_4A-17A	Full power
LTE B4	20	20050	1720	QPSK	1	50	2050	2120	LTE B17	10	5790	740	18.95	18.96	CA_4A-17A	Reduced power
LTE B17	10	23800	711	QPSK	1	25	5800	741	LTE B4	20	2175	2132.5	22.99	23.13	CA_4A-17A	Full power
LTE B17	10	23800	711	QPSK	1	25	5800	741	LTE B4	20	2175	2132.5	22.35	22.46	CA_4A-17A	Reduced power
LTE B5	10	20525	836.5	QPSK	1	49	2525	881.5	LTE B66	20	66886	2155	23.36	23.48	CA_5A-66A	Full power
LTE B5	10	20525	836.5	QPSK	1	49	2525	881.5	LTE B66	20	66886	2155	20.95	20.96	CA_5A-66A	Reduced power
LTE B66	20	132572	1770	QPSK	1	50	67036	2170	LTE B5	10	2525	881.5	22.64	22.78	CA_5A-66A	Full power
LTE B66	20	132572	1770	QPSK	1	50	67036	2170	LTE B5	10	2525	881.5	18.79	18.98	CA_5A-66A	Reduced power
LTE B25	20	26140	1860	QPSK	1	99	8140	1940	LTE B25	20	8590	1985	22.95	22.99	CA_25A-25A	Full power
LTE B25	20	26140	1860	QPSK	1	99	8140	1940	LTE B25	20	8590	1985	21.36	21.48	CA_25A-25A	Reduced power
LTE B25	20	26365	1882.5	QPSK	1	99	8365	1962.5	LTE B26	15	8865	876.5	23.23	23.24	CA_25A-26A	Full power
LTE B25	20	26140	1860	QPSK	1	99	8140	1940	LTE B26	15	8865	876.5	21.36	21.48	CA_25A-26A	Reduced power
LTE B26	15	26965	841.5	QPSK	1	36	8965	886.5	LTE B25	20	8365	1962.5	22.82	22.96	CA_25A-26A	Full power
LTE B26	15	26965	841.5	QPSK	1	36	8965	886.5	LTE B25	20	8365	1962.5	20.83	20.99	CA_25A-26A	Reduced power
LTE B25	20	26365	1882.5	QPSK	1	99	8365	1962.5	LTE B41	20	40620	2593	23.19	23.24	CA_25A-41A	Full power
LTE B25	20	26140	1860	QPSK	1	99	8140	1940	LTE B41	20	40620	2593	21.47	21.48	CA_25A-41A	Reduced power
LTE B41	20	40620	2593	QPSK	1	50	40620	2593	LTE B25	20	8365	1962.5	23.04	23.18	CA_25A-41A	Full power
LTE B41	20	40620	2593	QPSK	1	50	40620	2593	LTE B25	20	8365	1962.5	18.06	18.08	CA_25A-41A	Reduced power
LTE B26	15	26965	841.5	QPSK	1	36	8965	886.5	LTE B41	20	40620	2593	22.88	22.96	CA_26A-41A	Full power
LTE B26	15	26965	841.5	QPSK	1	36	8965	886.5	LTE B41	20	40620	2593	20.82	20.99	CA_26A-41A	Reduced power
LTE B41	20	40620	2593	QPSK	1	50	40620	2593	LTE B26	15	8865	876.5	23.14	23.18	CA_26A-41A	Full power
LTE B41	20	40620	2593	QPSK	1	50	40620	2593	LTE B26	15	8865	876.5	18.04	18.08	CA_26A-41A	Reduced power
LTE B66	20	132572	1770	QPSK	1	50	67036	2170	LTE B29	10	9715	722.5	22.73	22.78	CA_29A-66A	Full power
LTE B66	20	132572	1770	QPSK	1	50	67036	2170	LTE B29	10	9715	722.5	18.91	18.98	CA_29A-66A	Reduced power
LTE B66	20	132572	1770	QPSK	1	50	67036	2170	LTE B30	10	9820	2355	22.60	22.78	CA_30A-66A	Full power
LTE B66	20	132572	1770	QPSK	1	50	67036	2170	LTE B30	10	9820	2355	18.80	18.98	CA_30A-66A	Reduced power
LTE B30	10	27710	2310	QPSK	1	49	9820	2355	LTE B66	20	66886	2155	22.72	22.79	CA_30A-66A	Full power
LTE B30	10	27710	2310	QPSK	1	49	9820	2355	LTE B66	20	66886	2155	21.86	21.99	CA_30A-66A	Reduced power
LTE B41	20	39750	2506	QPSK	1	99	39750	2506	LTE B41	20	41490	2680	22.20	22.24	CA_41A-41A	Full power
LTE B41	20	39750	2506	QPSK	1	99	39750	2506	LTE B41	20	41490	2680	17.96	18.11	CA_41A-41A	Reduced power

Unless otherwise stated the results shown in this test report refer only to the sample(s) tested and such sample(s) are retained for 90 days only.

除非另有說明，此報告結果僅對測試之樣品負責，同時此樣品僅保留90天。本報告未經本公司書面許可，不可部份複製。

This document is issued by the Company subject to its General Conditions of Service printed overleaf, available on request or accessible at www.sgs.com/terms_and_conditions.htm and for electronic format documents, subject to Terms and Conditions for Electronic Documents at www.sgs.com/terms_e-document.htm. Attention is drawn to the limitation of liability, indemnification and jurisdiction issues defined therein. Any holder of this document is advised that information contained hereon reflects the Company's findings at the time of its intervention only and within the limits of Client's instructions, if any. The Company's sole responsibility is to its Client and this document does not exonerate parties to a transaction from exercising all their rights and obligations under the transaction documents. This document cannot be reproduced except in full, without prior written approval of the Company. Any unauthorized alteration, forgery or falsification of the content or appearance of this document is unlawful and offenders may be prosecuted to the fullest extent of the law.

LTE Downlink 3CA conducted power table

Three Component Carrier Maximum Conducted Power																				
PCC									SCC 1			SCC 2			Power				Configurations	Maximum power
PCC Band	PCC Bandwidth [MHz]	PCC (UL) Channel	PCC (UL) Frequency [MHz]	Modulation	PCC (UL) RB	PCC (UL) RB Offset	PCC (DL) Channel	PCC (DL) Frequency [MHz]	SCC Band	SCC Bandwidth [MHz]	SCC (DL) Channel	SCC (DL) Frequency [MHz]	SCC Band	SCC Bandwidth [MHz]	SCC (DL) Channel	SCC (DL) Frequency [MHz]	LTE Tx Power with DL CA active (dBm)	LTE Tx Power with DL CA inactive (dBm)		
LTE B2	20	18700	1860	QPSK	1	99	700	1940	LTE B2	20	1100	1980	LTE B12	10	5095	737.5	23.19	23.20	CA_2A-2A-12A	Full power
LTE B2	20	18700	1860	QPSK	1	99	700	1940	LTE B2	20	1100	1980	LTE B12	10	5095	737.5	21.32	21.49	CA_2A-2A-12A	Reduced power
LTE B2	20	19100	1900	QPSK	1	50	1100	1980	LTE B2	20	1940	700	LTE B12	10	5095	737.5	22.95	23.06	CA_2A-2A-12A	Full power
LTE B2	20	19100	1900	QPSK	1	50	1100	1980	LTE B2	20	1940	700	LTE B12	10	5095	737.5	21.32	21.41	CA_2A-2A-12A	Reduced power
LTE B12	10	23095	707.5	QPSK	1	49	5095	737.5	LTE B2	20	1100	1980	LTE B2	20	1940	700	23.04	23.08	CA_2A-2A-12A	Full power
LTE B12	10	23095	707.5	QPSK	1	49	5095	737.5	LTE B2	20	1100	1980	LTE B2	20	1940	700	22.37	22.49	CA_2A-2A-12A	Reduced power
LTE B2	20	18700	1860	QPSK	1	99	700	1940	LTE B2	20	1100	1980	LTE B13	10	5230	751	23.09	23.20	CA_2A-2A-13A	Full power
LTE B2	20	18700	1860	QPSK	1	99	700	1940	LTE B2	20	1100	1980	LTE B13	10	5230	751	21.29	21.49	CA_2A-2A-13A	Reduced power
LTE B2	20	19100	1900	QPSK	1	50	1100	1980	LTE B2	20	1940	700	LTE B13	10	5230	751	22.96	23.06	CA_2A-2A-13A	Full power
LTE B2	20	19100	1900	QPSK	1	50	1100	1980	LTE B2	20	1940	700	LTE B13	10	5230	751	21.25	21.41	CA_2A-2A-13A	Reduced power
LTE B13	10	23230	782	QPSK	1	49	5230	751	LTE B2	20	1100	1980	LTE B2	20	1940	700	22.79	22.85	CA_2A-2A-13A	Full power
LTE B13	10	23230	782	QPSK	1	49	5230	751	LTE B2	20	1100	1980	LTE B2	20	1940	700	20.95	20.97	CA_2A-2A-13A	Reduced power
LTE B2	20	18700	1860	QPSK	1	99	700	1940	LTE B4	20	2050	2120	LTE B4	20	2300	2145	23.00	23.20	CA_2A-4A-4A	Full power
LTE B2	20	18700	1860	QPSK	1	99	700	1940	LTE B4	20	2050	2120	LTE B4	20	2300	2145	21.41	21.49	CA_2A-4A-4A	Reduced power
LTE B4	20	20050	1720	QPSK	1	50	2050	2120	LTE B4	20	2300	2145	LTE B2	20	900	1960	22.95	23.13	CA_2A-4A-4A	Full power
LTE B4	20	20050	1720	QPSK	1	50	2050	2120	LTE B4	20	2300	2145	LTE B2	20	900	1960	18.79	18.96	CA_2A-4A-4A	Reduced power
LTE B4	20	20300	1745	QPSK	1	50	2300	2145	LTE B4	20	2050	2120	LTE B2	20	900	1960	22.59	22.75	CA_2A-4A-4A	Full power
LTE B4	20	20300	1745	QPSK	1	50	2300	2145	LTE B4	20	2050	2120	LTE B2	20	900	1960	18.82	18.89	CA_2A-4A-4A	Reduced power
LTE B2	20	18700	1860	QPSK	1	99	700	1940	LTE B4	20	2175	2132.5	LTE B5	10	2525	881.5	23.09	23.20	CA_2A-4A-5A	Full power
LTE B2	20	18700	1860	QPSK	1	99	700	1940	LTE B4	20	2175	2132.5	LTE B5	10	2525	881.5	21.29	21.49	CA_2A-4A-5A	Reduced power
LTE B4	20	20050	1720	QPSK	1	50	2050	2120	LTE B2	20	900	1960	LTE B5	10	2525	881.5	23.09	23.13	CA_2A-4A-5A	Full power
LTE B4	20	20050	1720	QPSK	1	50	2050	2120	LTE B2	20	900	1960	LTE B5	10	2525	881.5	18.77	18.96	CA_2A-4A-5A	Reduced power
LTE B5	10	20525	836.5	QPSK	1	49	2525	881.5	LTE B2	20	900	1960	LTE B4	20	2175	2132.5	23.28	23.48	CA_2A-4A-5A	Full power
LTE B5	10	20525	836.5	QPSK	1	49	2525	881.5	LTE B2	20	900	1960	LTE B4	20	2175	2132.5	20.80	20.96	CA_2A-4A-5A	Reduced power
LTE B2	20	18700	1860	QPSK	1	99	700	1940	LTE B4	20	2175	2132.5	LTE B12	10	5095	737.5	23.00	23.20	CA_2A-4A-12A	Full power
LTE B2	20	18700	1860	QPSK	1	99	700	1940	LTE B4	20	2175	2132.5	LTE B12	10	5095	737.5	21.34	21.49	CA_2A-4A-12A	Reduced power
LTE B4	20	20050	1720	QPSK	1	50	2050	2120	LTE B2	20	900	1960	LTE B12	10	5095	737.5	23.05	23.13	CA_2A-4A-12A	Full power
LTE B4	20	20050	1720	QPSK	1	50	2050	2120	LTE B2	20	900	1960	LTE B12	10	5095	737.5	18.80	18.96	CA_2A-4A-12A	Reduced power
LTE B12	10	23095	707.5	QPSK	1	49	5095	737.5	LTE B2	20	900	1960	LTE B4	20	2175	2132.5	22.94	23.08	CA_2A-4A-12A	Full power
LTE B12	10	23095	707.5	QPSK	1	49	5095	737.5	LTE B2	20	900	1960	LTE B4	20	2175	2132.5	22.43	22.49	CA_2A-4A-12A	Reduced power
LTE B2	20	18700	1860	QPSK	1	99	700	1940	LTE B4	20	2175	2132.5	LTE B13	10	5230	751	23.00	23.20	CA_2A-4A-13A	Full power
LTE B2	20	18700	1860	QPSK	1	99	700	1940	LTE B4	20	2175	2132.5	LTE B13	10	5230	751	21.41	21.49	CA_2A-4A-13A	Reduced power
LTE B4	20	20050	1720	QPSK	1	50	2050	2120	LTE B2	20	900	1960	LTE B13	10	5230	751	23.08	23.13	CA_2A-4A-13A	Full power
LTE B4	20	20050	1720	QPSK	1	50	2050	2120	LTE B2	20	900	1960	LTE B13	10	5230	751	18.93	18.96	CA_2A-4A-13A	Reduced power
LTE B13	10	23230	782	QPSK	1	49	5230	751	LTE B2	20	900	1960	LTE B4	20	2175	2132.5	22.84	22.85	CA_2A-4A-13A	Full power
LTE B13	10	23230	782	QPSK	1	49	5230	751	LTE B2	20	900	1960	LTE B4	20	2175	2132.5	20.94	20.97	CA_2A-4A-13A	Reduced power
LTE B2	20	18700	1860	QPSK	1	99	700	1940	LTE B4	20	2175	2132.5	LTE B29	10	9715	722.5	23.12	23.20	CA_2A-4A-29A	Full power
LTE B2	20	18700	1860	QPSK	1	99	700	1940	LTE B4	20	2175	2132.5	LTE B29	10	9715	722.5	21.37	21.49	CA_2A-4A-29A	Reduced power
LTE B4	20	20050	1720	QPSK	1	50	2050	2120	LTE B2	20	900	1960	LTE B29	10	9715	722.5	23.09	23.13	CA_2A-4A-29A	Full power
LTE B4	20	20050	1720	QPSK	1	50	2050	2120	LTE B2	20	900	1960	LTE B29	10	9715	722.5	18.89	18.96	CA_2A-4A-29A	Reduced power
LTE B2	20	18700	1860	QPSK	1	99	700	1940	LTE B5	10	2525	881.5	LTE B30	10	9820	2355	23.00	23.20	CA_2A-5A-30A	Full power
LTE B2	20	18700	1860	QPSK	1	99	700	1940	LTE B5	10	2525	881.5	LTE B30	10	9820	2355	21.40	21.49	CA_2A-5A-30A	Reduced power
LTE B5	10	20525	836.5	QPSK	1	49	2525	881.5	LTE B2	20	900	1960	LTE B30	10	9820	2355	23.42	23.48	CA_2A-5A-30A	Full power
LTE B5	10	20525	836.5	QPSK	1	49	2525	881.5	LTE B2	20	900	1960	LTE B30	10	9820	2355	20.89	20.96	CA_2A-5A-30A	Reduced power
LTE B30	10	27110	2310	QPSK	1	49	9820	2355	LTE B2	20	900	1960	LTE B5	10	2525	881.5	22.61	22.79	CA_2A-5A-30A	Full power
LTE B30	10	27110	2310	QPSK	1	49	9820	2355	LTE B2	20	900	1960	LTE B5	10	2525	881.5	21.89	21.99	CA_2A-5A-30A	Reduced power
LTE B2	20	18700	1860	QPSK	1	99	700	1940	LTE B5	10	2525	881.5	LTE B66	20	66786	2145	23.09	23.20	CA_2A-5A-66A	Full power
LTE B2	20	18700	1860	QPSK	1	99	700	1940	LTE B5	10	2525	881.5	LTE B66	20	66786	2145	21.34	21.49	CA_2A-5A-66A	Reduced power
LTE B5	10	20525	836.5	QPSK	1	49	2525	881.5	LTE B2	20	900	1960	LTE B66	20	66786	2145	23.47	23.48	CA_2A-5A-66A	Full power
LTE B5	10	20525	836.5	QPSK	1	49	2525	881.5	LTE B2	20	900	1960	LTE B66	20	66786	2145	20.85	20.96	CA_2A-5A-66A	Reduced power
LTE B66	20	132572	1770	QPSK	1	50	67036	2170	LTE B2	20	900	1960	LTE B5	10	2525	881.5	22.70	22.78	CA_2A-5A-66A	Full power
LTE B66	20	132572	1770	QPSK	1	50	67036	2170	LTE B2	20	900	1960	LTE B5	10	2525	881.5	18.87	18.98	CA_2A-5A-66A	Reduced power
LTE B2	20	18700	1860	QPSK	1	99	700	1940	LTE B12	10	5095	737.5	LTE B12	10	5130	741	23.03	23.20	CA_2A-12A-12A	Full power
LTE B2	20	18700	1860	QPSK	1	99	700	1940	LTE B12	10	5095	737.5	LTE B12	10	5130	741	21.36	21.49	CA_2A-12A-12A	Reduced power
LTE B12	10	23095	707.5	QPSK	1	49	5095	737.5	LTE B2	20	900	1960	LTE B12	10	5130	741	22.92	23.08	CA_2A-12A-12A	Full power
LTE B12	10	23095	707.5	QPSK	1	49	5095	737.5	LTE B2	20	900	1960	LTE B12	10	5130	741	22.31	22.49	CA_2A-12A-12A	Reduced power
LTE B2	20	18700	1860	QPSK	1	99	700	1940	LTE B12	10	5095	737.5	LTE B30	10	9820	2355	23.11	23.20	CA_2A-12A-30A	Full power
LTE B2	20	18700	1860	QPSK	1	99	700	1940	LTE B12	10	5095	737.5	LTE B30	10	9820	2355	21.40	21.49	CA_2A-12A-30A	Reduced power
LTE B12	10	23095	707.5	QPSK	1	49	5095	737.5	LTE B2	20	900	1960	LTE B30	10	9820	2355	23.06	23.08	CA_2A-12A-30A	Full power
LTE B12	10	23095	707.5	QPSK	1	49	5095	737.5	LTE B2	20	900	1960	LTE B30	10	9820	2355	22.36	22.49	CA_2A-12A-30A	Reduced power
LTE B30	10	27110	2310	QPSK	1	49	9820	2355	LTE B12	10	5095	737.5	LTE B2	20	900	1960	22.68	22.79	CA_2A-12A-30A	Full power
LTE B30	10	27110	2310	QPSK	1	49	9820	2355	LTE B12	10	5095	737.5	LTE B2	20	900	1960	21.94	21.99	CA_2A-12A-30A	Reduced power
LTE B2	20	18700	1860	QPSK	1	99	700	1940	LTE B12	5	5558	733.8	LTE B12							

Three Component Carrier Maximum Conducted Power																											
PCC												SCC 1						SCC 2						Power		Configurations	Maximum power
PCC Band	PCC Bandwidth [MHz]	PCC (UL) Channel	PCC (UL) Frequency [MHz]	Modulation	PCC (UL) RB	PCC (UL) RB Offset	PCC (DL) Channel	PCC (DL) Frequency [MHz]	SCC Band	SCC Bandwidth [MHz]	SCC (DL) Channel	SCC (DL) Frequency [MHz]	SCC Band	SCC Bandwidth [MHz]	SCC (DL) Channel	SCC (DL) Frequency [MHz]	LTE Tx Power with DL CA active (dBm)	LTE Tx Power with DL CA inactive (dBm)									
LTE B2	20	18700	1860	QPSK	1	99	700	1940	LTE B29	10	9715	722.5	LTE B30	10	9820	2355	23.16	23.20	CA_2A-29A-30A	Full power							
LTE B2	20	18700	1860	QPSK	1	99	700	1940	LTE B29	10	9715	722.5	LTE B30	10	9820	2355	21.34	21.49	CA_2A-29A-30A	Reduced power							
LTE B30	10	27710	2310	QPSK	1	49	9820	2355	LTE B2	20	900	1960	LTE B29	10	9715	722.5	22.60	22.79	CA_2A-29A-30A	Full power							
LTE B30	10	27710	2310	QPSK	1	49	9820	2355	LTE B2	20	900	1960	LTE B29	10	9715	722.5	21.96	21.99	CA_2A-29A-30A	Reduced power							
LTE B2	20	18700	1860	QPSK	1	99	700	1940	LTE B66	20	66536	2120	LTE B66	20	66734	2139.8	23.03	23.20	CA_2A-66B	Full power							
LTE B2	20	18700	1860	QPSK	1	99	700	1940	LTE B66	20	66536	2120	LTE B66	20	66734	2139.8	21.41	21.49	CA_2A-66B	Reduced power							
LTE B66	20	132572	1770	QPSK	1	50	67036	2170	LTE B66	20	66734	2139.8	LTE B2	20	900	1960	22.73	22.78	CA_2A-66B	Full power							
LTE B66	20	132572	1770	QPSK	1	50	67036	2170	LTE B66	20	66734	2139.8	LTE B2	20	900	1960	18.89	18.98	CA_2A-66B	Reduced power							
LTE B2	20	18700	1860	QPSK	1	99	700	1940	LTE B66	20	66536	2120	LTE B66	20	66734	2139.8	23.14	23.20	CA_2A-66C	Full power							
LTE B2	20	18700	1860	QPSK	1	99	700	1940	LTE B66	20	66536	2120	LTE B66	20	66734	2139.8	21.39	21.49	CA_2A-66C	Reduced power							
LTE B66	20	132072	1720	QPSK	1	50	66536	2120	LTE B66	20	66734	2139.8	LTE B2	20	900	1960	22.59	22.77	CA_2A-66C	Full power							
LTE B66	20	132072	1720	QPSK	1	50	66536	2120	LTE B66	20	66734	2139.8	LTE B2	20	900	1960	18.71	18.91	CA_2A-66C	Reduced power							
LTE B4	20	20050	1720	QPSK	1	50	2050	2120	LTE B4	20	2300	2145	LTE B5	10	2525	881.5	22.98	23.13	CA_4A-4A-5A	Full power							
LTE B4	20	20050	1720	QPSK	1	50	2050	2120	LTE B4	20	2300	2145	LTE B5	10	2525	881.5	18.95	18.96	CA_4A-4A-5A	Reduced power							
LTE B5	10	20525	836.5	QPSK	1	49	2525	881.5	LTE B4	20	2300	2145	LTE B4	20	2050	2120	23.32	23.48	CA_4A-4A-5A	Full power							
LTE B5	10	20525	836.5	QPSK	1	49	2525	881.5	LTE B4	20	2300	2145	LTE B4	20	2050	2120	20.81	20.96	CA_4A-4A-5A	Reduced power							
LTE B4	20	20050	1720	QPSK	1	50	2050	2120	LTE B4	20	2300	2145	LTE B7	20	3100	2655	22.93	23.13	CA_4A-4A-7A	Full power							
LTE B4	20	20050	1720	QPSK	1	50	2050	2120	LTE B4	20	2300	2145	LTE B7	20	3100	2655	18.85	18.96	CA_4A-4A-7A	Reduced power							
LTE B7	20	20850	2510	QPSK	1	0	2850	2630	LTE B4	20	2050	2120	LTE B4	20	2300	2145	23.58	23.67	CA_4A-4A-7A	Full power							
LTE B7	20	20850	2510	QPSK	1	0	2850	2630	LTE B4	20	2300	2145	LTE B4	20	2050	2120	19.34	19.45	CA_4A-4A-7A	Reduced power							
LTE B4	20	20050	1720	QPSK	1	50	2050	2120	LTE B4	20	2300	2145	LTE B7	20	3100	2655	22.93	23.13	CA_4A-4A-12A	Full power							
LTE B4	20	20050	1720	QPSK	1	50	2050	2120	LTE B4	20	2050	2120	LTE B7	20	3100	2655	18.82	18.96	CA_4A-4A-12A	Reduced power							
LTE B12	10	23095	707.5	QPSK	1	49	5095	737.5	LTE B4	20	2050	2120	LTE B4	20	2300	2145	22.91	23.08	CA_4A-4A-12A	Full power							
LTE B12	10	23095	707.5	QPSK	1	49	5095	737.5	LTE B4	20	2300	2145	LTE B4	20	2050	2120	22.33	22.49	CA_4A-4A-12A	Reduced power							
LTE B4	20	20050	1720	QPSK	1	50	2050	2120	LTE B4	20	2300	2145	LTE B7	20	3100	2655	22.93	23.13	CA_4A-4A-13A	Full power							
LTE B4	20	20050	1720	QPSK	1	50	2050	2120	LTE B4	20	2050	2120	LTE B7	20	3100	2655	18.92	18.96	CA_4A-4A-13A	Reduced power							
LTE B13	10	23230	782	QPSK	1	49	5230	751	LTE B4	20	2050	2120	LTE B4	20	2300	2145	22.78	22.85	CA_4A-4A-13A	Full power							
LTE B13	10	23230	782	QPSK	1	49	5230	751	LTE B4	20	2300	2145	LTE B4	20	2050	2120	20.77	20.97	CA_4A-4A-13A	Reduced power							
LTE B4	20	20050	1720	QPSK	1	50	2050	2120	LTE B5	10	2525	881.5	LTE B30	10	9820	2355	23.01	23.13	CA_4A-5A-30A	Full power							
LTE B4	20	20050	1720	QPSK	1	50	2050	2120	LTE B5	10	2525	881.5	LTE B30	10	9820	2355	18.88	18.96	CA_4A-5A-30A	Reduced power							
LTE B5	10	20525	836.5	QPSK	1	49	2525	881.5	LTE B4	20	2175	2132.5	LTE B30	10	9820	2355	23.42	23.48	CA_4A-5A-30A	Full power							
LTE B5	10	20525	836.5	QPSK	1	49	2525	881.5	LTE B4	20	2175	2132.5	LTE B30	10	9820	2355	20.82	20.96	CA_4A-5A-30A	Reduced power							
LTE B30	10	27710	2310	QPSK	1	49	9820	2355	LTE B4	20	2175	2132.5	LTE B5	10	2525	881.5	22.78	22.79	CA_4A-5A-30A	Full power							
LTE B30	10	27710	2310	QPSK	1	49	9820	2355	LTE B4	20	2175	2132.5	LTE B5	10	2525	881.5	21.94	21.99	CA_4A-5A-30A	Reduced power							
LTE B4	20	20050	1720	QPSK	1	50	2050	2120	LTE B12	5	5058	733.8	LTE B12	10	5130	741	22.97	23.13	CA_4A-12A-12A	Full power							
LTE B4	20	20050	1720	QPSK	1	50	2050	2120	LTE B12	5	5058	733.8	LTE B12	10	5130	741	18.78	18.96	CA_4A-12A-12A	Reduced power							
LTE B12	10	23095	707.5	QPSK	1	49	5095	737.5	LTE B4	20	2175	2132.5	LTE B12	10	5130	741	23.07	23.08	CA_4A-12A-12A	Full power							
LTE B12	10	23095	707.5	QPSK	1	49	5095	737.5	LTE B4	20	2175	2132.5	LTE B12	10	5130	741	22.47	22.49	CA_4A-12A-12A	Reduced power							
LTE B4	20	20050	1720	QPSK	1	50	2050	2120	LTE B12	5	5058	733.8	LTE B12	10	5130	741	23.03	23.13	CA_4A-12B	Full power							
LTE B4	20	20050	1720	QPSK	1	50	2050	2120	LTE B12	5	5058	733.8	LTE B12	10	5130	741	18.95	18.96	CA_4A-12B	Reduced power							
LTE B12	10	23130	711	QPSK	1	0	5130	741	LTE B12	5	5058	733.8	LTE B4	20	2175	2132.5	22.79	22.97	CA_4A-12B	Full power							
LTE B12	10	23130	711	QPSK	1	0	5130	741	LTE B12	5	5058	733.8	LTE B4	20	2175	2132.5	22.26	22.45	CA_4A-12B	Reduced power							
LTE B4	20	20050	1720	QPSK	1	50	2050	2120	LTE B12	10	5095	737.5	LTE B30	10	9820	2355	23.03	23.13	CA_4A-12A-30A	Full power							
LTE B4	20	20050	1720	QPSK	1	50	2050	2120	LTE B12	10	5095	737.5	LTE B30	10	9820	2355	18.85	18.96	CA_4A-12A-30A	Reduced power							
LTE B12	10	23095	707.5	QPSK	1	49	5095	737.5	LTE B4	20	2175	2132.5	LTE B30	10	9820	2355	22.99	23.08	CA_4A-12A-30A	Full power							
LTE B12	10	23095	707.5	QPSK	1	49	5095	737.5	LTE B4	20	2175	2132.5	LTE B30	10	9820	2355	22.33	22.49	CA_4A-12A-30A	Reduced power							
LTE B30	10	27710	2310	QPSK	1	49	9820	2355	LTE B4	20	2175	2132.5	LTE B12	10	5095	737.5	22.69	22.79	CA_4A-12A-30A	Full power							
LTE B30	10	27710	2310	QPSK	1	49	9820	2355	LTE B4	20	2175	2132.5	LTE B12	10	5095	737.5	21.88	21.99	CA_4A-12A-30A	Reduced power							
LTE B4	20	20050	1720	QPSK	1	50	2050	2120	LTE B29	10	9715	722.5	LTE B30	10	9820	2355	23.03	23.13	CA_4A-29A-30A	Full power							
LTE B4	20	20050	1720	QPSK	1	50	2050	2120	LTE B29	10	9715	722.5	LTE B30	10	9820	2355	18.94	18.96	CA_4A-29A-30A	Reduced power							
LTE B30	10	27710	2310	QPSK	1	49	9820	2355	LTE B4	20	2175	2132.5	LTE B29	10	9715	722.5	22.60	22.79	CA_4A-29A-30A	Full power							
LTE B30	10	27710	2310	QPSK	1	49	9820	2355	LTE B4	20	2175	2132.5	LTE B29	10	9715	722.5	21.92	21.99	CA_4A-29A-30A	Reduced power							
LTE B5	10	20525	836.5	QPSK	1	49	2525	881.5	LTE B66	20	66536	2120	LTE B66	20	67036	2170	23.28	23.48	CA_5A-66B	Full power							
LTE B5	10	20525	836.5	QPSK	1	49	2525	881.5	LTE B66	20	66536	2120	LTE B66	20	67036	2170	20.84	20.96	CA_5A-66B	Reduced power							
LTE B66	20	132572	1770	QPSK	1	50	67036	2170	LTE B66	20	66734	2139.8	LTE B5	10	2525	881.5	22.68	22.78	CA_5A-66B	Full power							
LTE B66	20	132572	1770	QPSK	1	50	67036	2170	LTE B66	20	66734	2139.8	LTE B5	10	2525	881.5	18.89	18.98	CA_5A-66B	Reduced power							
LTE B5	10	20525	836.5	QPSK	1	49	2525	881.5	LTE B66	20	66536	2120	LTE B66	20	67036	2170	23.28	23.48	CA_5A-66C	Full power							
LTE B5	10	20525	836.5	QPSK	1	49	2525	881.5	LTE B66	20	66536	2120	LTE B66	20	67036	2170	20.78	20.96	CA_5A-66C	Reduced power							
LTE B66	20	132072	1720	QPSK	1	50	66536	2120	LTE B66	20	66734	2139.8	LTE B5	10	2525	881.5	22.64	22.77	CA_5A-66C	Full power							
LTE B66	20	132072	1720	QPSK	1	50	66536	2120	LTE B66	20	66734	2139.8	LTE B5	10	2525	881.5	18.74	18.91	CA_5A-66C	Reduced power							
LTE B12	10	23095	707.5	QPSK	1	49	5095	737.5	LTE B66	20	66536	2120	LTE B66	20	67036	2170	22.93	23.08	CA_12A-66A-66A	Full power							
LTE B12	10	23095	707.5	QPSK	1	49	5095	737.5	LTE B66	20	66536	2120	LTE B66	20	67036	2170	22.30	22.49	CA_12A-66A-66A	Reduced power							
LTE B66	20	132072	1720	QPSK	1																						

LTE CA information

A)

The device supports downlink LTE Carrier Aggregation (CA) only. It supports a maximum of 3 carriers in the downlink. Other Release 10 features or higher features are not supported, including Uplink Carrier Aggregation, Enhanced SC-FDMA and Uplink MIMO or other antenna diversity configurations etc. All uplink communications are identical to the Release 8 Specifications.

The possible downlink LTE CA combinations supported by this device are as below tables per 3GPP TS 36.521-1 V14.3.0. The conducted power measurement results of downlink LTE CA are provided as above per 3GPP TS 36.521-1 V14.3.0. According to KDB 941225 D05A and RF exposure procedures in TCB workshop April 2018, the downlink LTE CA SAR test is not required.

B)

CA combination table

Unless otherwise stated the results shown in this test report refer only to the sample(s) tested and such sample(s) are retained for 90 days only.
除非另有說明，此報告結果僅對測試之樣品負責，同時此樣品僅保留90天。本報告未經本公司書面許可，不可部份複製。

This document is issued by the Company subject to its General Conditions of Service printed overleaf, available on request or accessible at www.sgs.com/terms_and_conditions.htm and for electronic format documents, subject to Terms and Conditions for Electronic Documents at www.sgs.com/terms_e-document.htm. Attention is drawn to the limitation of liability, indemnification and jurisdiction issues defined therein. Any holder of this document is advised that information contained hereon reflects the Company's findings at the time of its intervention only and within the limits of Client's instructions, if any. The Company's sole responsibility is to its Client and this document does not exonerate parties to a transaction from exercising all their rights and obligations under the transaction documents. This document cannot be reproduced except in full, without prior written approval of the Company. Any unauthorized alteration, forgery or falsification of the content or appearance of this document is unlawful and offenders may be prosecuted to the fullest extent of the law.

Index	2CC	Restriction	Completely Covered by Measurement	Index	3CC	Restriction	Completely Covered by Measurement
2CC #1	CA 2C		No	3CC #1	CA 2A-2A-12A		No
2CC #2	CA 2A-2A		3CC #1	3CC #2	CA 2A-2A-13A		No
2CC #3	CA 2A-4A		3CC #3	3CC #3	CA 2A-4A-4A		No
2CC #4	CA 2A-5A		3CC #4	3CC #4	CA 2A-4A-5A		No
2CC #5	CA 2A-12A		3CC #5	3CC #5	CA 2A-4A-12A		No
2CC #6	CA 2A-13A		3CC #6	3CC #6	CA 2A-4A-13A		No
2CC #7	CA 2A-17A		No	3CC #7	CA 2A-4A-29A	B29 SCC only	No
2CC #8	CA 2A-29A	B29 SCC only	3CC #7	3CC #8	CA 2A-5A-30A		No
2CC #9	CA 2A-30A		3CC #8	3CC #9	CA 2A-5A-66A		No
2CC #10	CA 2A-66A		3CC #9	3CC #10	CA 2A-12A-2A		No
2CC #11	CA 4A-4A		3CC #3	3CC #11	CA 2A-12A-30A		No
2CC #12	CA 4A-5A		3CC #17	3CC #12	CA 2A-12B		No
2CC #13	CA 4A-7A		3CC #18	3CC #13	CA 2A-13A-66A		No
2CC #14	CA 4A-12A		3CC #19	3CC #14	CA 2A-29A-30A	B29 SCC only	No
2CC #15	CA 4A-13A		3CC #20	3CC #15	CA 2A-66B		No
2CC #16	CA 4A-17A		No	3CC #16	CA 2A-66C		No
2CC #17	CA 4A-29A	B29 SCC only	3CC #25	3CC #17	CA 4A-4A-5A		No
2CC #18	CA 4A-30A		3CC #25	3CC #18	CA 4A-4A-7A		No
2CC #19	CA 5A-30A		3CC #21	3CC #19	CA 4A-4A-12A		No
2CC #20	CA 5A-66A		3CC #9	3CC #20	CA 4A-4A-13A		No
2CC #21	CA 12B		3CC #23	3CC #21	CA 4A-5A-30A		No
2CC #22	CA 12A-12A		3CC #10	3CC #22	CA 4A-12A-12A		No
2CC #23	CA 12A-30A		3CC #11	3CC #23	CA 4A-12B		No
2CC #24	CA 12A-66A		3CC #28	3CC #24	CA 4A-12A-30A		No
2CC #25	CA 13A-66A		3CC #13	3CC #25	CA 4A-29A-30A	B29 SCC only	No
2CC #26	CA 25A-25A		No	3CC #26	CA 5A-66B		No
2CC #27	CA 25A-26A		No	3CC #27	CA 5A-66C		No
2CC #28	CA 25A-41A		No	3CC #28	CA 12A-66A-66A		No
2CC #29	CA 26A-41A		No	3CC #29	CA 12A-66C		No
2CC #30	CA 29A-30A		3CC #14	3CC #30	CA 13A-66B		No
2CC #31	CA 29A-66A		No	3CC #31	CA 13A-66C		No
2CC #32	CA 30A-66A		No	3CC #32	CA 25A-41C		No
2CC #33	CA 41C		3CC #32	3CC #33	CA 26A-41C		No
2CC #34	CA 41A-41A		No	3CC #34	CA 41D		No
2CC #35	CA 66B		3CC #26	3CC #35	CA 41A-41C		No
2CC #36	CA 66C		3CC #27	3CC #36	CA 66D		No
2CC #37	CA 66A-66A		3CC #28	3CC #37	CA 66A-66B		No
				3CC #38	CA 66A-66C		No

Unless otherwise stated the results shown in this test report refer only to the sample(s) tested and such sample(s) are retained for 90 days only.

除非另有說明，此報告結果僅對測試之樣品負責，同時此樣品僅保留90天。本報告未經本公司書面許可，不可部份複製。

This document is issued by the Company subject to its General Conditions of Service printed overleaf, available on request or accessible at www.sgs.com/terms_and_conditions.htm and for electronic format documents, subject to Terms and Conditions for Electronic Documents at www.sgs.com/terms_e-document.htm. Attention is drawn to the limitation of liability, indemnification and jurisdiction issues defined therein. Any holder of this document is advised that information contained hereon reflects the Company's findings at the time of its intervention only and within the limits of Client's instructions, if any. The Company's sole responsibility is to its Client and this document does not exonerate parties to a transaction from exercising all their rights and obligations under the transaction documents. This document cannot be reproduced except in full, without prior written approval of the Company. Any unauthorized alteration, forgery or falsification of the content or appearance of this document is unlawful and offenders may be prosecuted to the fullest extent of the law.

Table 1: intra-band contiguous CA

E-UTRA CA configuration	Component carriers in order of increasing carrier frequency			Maximum aggregated bandwidth [MHz]	Bandwidth combination set
	Channel bandwidths for carrier [MHz]	Channel bandwidths for carrier [MHz]	Channel bandwidths for carrier [MHz]		
CA_2C	5	20		40	0
	10	15,20			
	15	10,15,20			
	20	5,10,15,20			
CA_12B	5	5, 10		15	0
CA_41D	10	20	15	60	0
	10	15,20	20		
	15	20	10,15		
	15	10,15,20	20		
	20	15,20	10		
	20	10,15,20	15,20		
CA_66D	5	20	20	60	0
	20	5	20		
	20	20	5		
	10	20	15		
	15	20	10		
	10,15,20	15,20	20		
	15,20	10	20		
	15	15,20	15		
	20	15,20	10,15		
	20	10	15		

Unless otherwise stated the results shown in this test report refer only to the sample(s) tested and such sample(s) are retained for 90 days only.

除非另有說明，此報告結果僅對測試之樣品負責，同時此樣品僅保留90天。本報告未經本公司書面許可，不可部份複製。

This document is issued by the Company subject to its General Conditions of Service printed overleaf, available on request or accessible at www.sgs.com/terms_and_conditions.htm and for electronic format documents, subject to Terms and Conditions for Electronic Documents at www.sgs.com/terms_e-document.htm. Attention is drawn to the limitation of liability, indemnification and jurisdiction issues defined therein. Any holder of this document is advised that information contained hereon reflects the Company's findings at the time of its intervention only and within the limits of Client's instructions, if any. The Company's sole responsibility is to its Client and this document does not exonerate parties to a transaction from exercising all their rights and obligations under the transaction documents. This document cannot be reproduced except in full, without prior written approval of the Company. Any unauthorized alteration, forgery or falsification of the content or appearance of this document is unlawful and offenders may be prosecuted to the fullest extent of the law.

Table 2: intra-band non-contiguous CA (with two sub-blocks)

-UTRACA configuration	Component carriers in order of increasing carrier frequency			Maximum aggregated bandwidth [MHz]	Bandwidth combination set
	Channel bandwidths for carrier [MHz]	Channel bandwidths for carrier [MHz]	Channel bandwidths for carrier [MHz]		
CA_2A-2A	5,10,15,20	5,10,15,20		40	0
CA_4A-4A	5,10,15,20	5,10,15,20		40	0
	5,10	5,10		20	1
CA_12A-12A	5	5		10	0
CA_25A-25A	5, 10	5, 10		20	0
	5, 10, 15, 20	5, 10, 15, 20		40	1
CA_41A-41C	5,10,15,20	See CA_41C bandwidth combination set 1 in 3GPP TS 36,521-1 table 5.4.2A. 1-1		60	0
	See CA_41C bandwidth combination set 1 in 3GPP TS 36,521-1 table 5.4.2A. 1-1		5,10,15,20		
CA_66A-66C	5,10,15,20	See CA_66C bandwidth combination set 0 in 3GPP TS 36,521-1 table 5.4.2A. 1-1		60	0
	See CA_66C bandwidth combination set 0 in 3GPP TS 36,521-1 table 5.4.2A. 1-1		5,10,15,20		

Unless otherwise stated the results shown in this test report refer only to the sample(s) tested and such sample(s) are retained for 90 days only.

除非另有說明，此報告結果僅對測試之樣品負責，同時此樣品僅保留90天。本報告未經本公司書面許可，不可部份複製。

This document is issued by the Company subject to its General Conditions of Service printed overleaf, available on request or accessible at www.sgs.com/terms_and_conditions.htm and for electronic format documents, subject to Terms and Conditions for Electronic Documents at www.sgs.com/terms_e-document.htm. Attention is drawn to the limitation of liability, indemnification and jurisdiction issues defined therein. Any holder of this document is advised that information contained hereon reflects the Company's findings at the time of its intervention only and within the limits of Client's instructions, if any. The Company's sole responsibility is to its Client and this document does not exonerate parties to a transaction from exercising all their rights and obligations under the transaction documents. This document cannot be reproduced except in full, without prior written approval of the Company. Any unauthorized alteration, forgery or falsification of the content or appearance of this document is unlawful and offenders may be prosecuted to the fullest extent of the law.

Table 3: inter-band CA (two bands)

E-UTRA CA Configuration	E-UTRA Bands	1.4 MHz	3 MHz	5 MHz	10 MHz	15 MHz	20 MHz	Maximum aggregated bandwidth [MHz]	Bandwidth combination set
CA_2A-2A-12A	2	See CA_2A-2A bandwidth combination set 0 in 3GPP TS 36,521-1 table 5.4.2A.						50	0
	12			Yes	Yes				
CA_2A-2A-13A	2	See CA_2A-2A bandwidth combination set 0 in 3GPP TS 36,521-1 table 5.4.2A.						50	0
	13				Yes				
CA_2A-17A	2			Yes	Yes			20	0
	17			Yes	Yes				
CA_2A-66C	2			Yes	Yes	Yes	Yes	60	0
	66	See CA_66C bandwidth combination set 0 in 3GPP TS 36,521-1 table 5.4.2A. 1-1							
CA_4A-4A-7A	4			Yes	Yes			40	0
	4			Yes	Yes				
	7			Yes	Yes	Yes	Yes		
	4			Yes	Yes	Yes	Yes	60	1
	4			Yes	Yes	Yes	Yes		
	7			Yes	Yes	Yes	Yes		
CA_4A-4A-13A	4	See CA_4A-4A bandwidth combination set 0 in 3GPP TS 36,521-1 table 5.4.2A.						50	0
	13				Yes				
CA_4A-17A	4			Yes	Yes			20	0
	17			Yes	Yes				
CA_4A-30A	4			Yes	Yes	Yes	Yes	30	0

Unless otherwise stated the results shown in this test report refer only to the sample(s) tested and such sample(s) are retained for 90 days only.

除非另有說明，此報告結果僅對測試之樣品負責，同時此樣品僅保留90天。本報告未經本公司書面許可，不可部份複製。

This document is issued by the Company subject to its General Conditions of Service printed overleaf, available on request or accessible at www.sgs.com/terms_and_conditions.htm and for electronic format documents, subject to Terms and Conditions for Electronic Documents at www.sgs.com/terms_e-document.htm. Attention is drawn to the limitation of liability, indemnification and jurisdiction issues defined therein. Any holder of this document is advised that information contained hereon reflects the Company's findings at the time of its intervention only and within the limits of Client's instructions, if any. The Company's sole responsibility is to its Client and this document does not exonerate parties to a transaction from exercising all their rights and obligations under the transaction documents. This document cannot be reproduced except in full, without prior written approval of the Company. Any unauthorized alteration, forgery or falsification of the content or appearance of this document is unlawful and offenders may be prosecuted to the fullest extent of the law.

	30			Yes	Yes				
CA_5A-30A	5			Yes	Yes			20	0
	30			Yes	Yes				
CA_5A-66C	5			Yes	Yes			50	0
	66	See CA_66C bandwidth combination set 2 in 3GPP TS 36,521-1 table 5.4.2A. 1-1							
CA_12A-30A	12			Yes	Yes			20	0
	30			Yes	Yes				
CA_12A-66A-66A	12			Yes	Yes			50	0
	66	See CA_66A-66A bandwidth combination set 0 in 3GPP TS 36,521-1 table 5.4.2A. 1-3							
CA_13A-66C	13			Yes	Yes			50	0
	66	See CA_66C bandwidth combination set 0 in 3GPP TS 36,521-1 table 5.4.2A. 1-1							
CA_25A-26A	25		Yes	Yes	Yes	Yes	Yes	35	0
	26	Yes	Yes	Yes	Yes	Yes			
	25		Yes	Yes	Yes			20	1
	26		Yes	Yes	Yes				
	25			Yes	Yes			20	2
	26			Yes	Yes				
CA_25A-41C	25			Yes	Yes	Yes	Yes	60	0
	41	See CA_41C bandwidth combination set 1 in 3GPP TS 36,521-1 table 5.4.2A. 1-1							
CA_26A-41C	26			Yes	Yes	Yes		55	0
	41	See CA_41C bandwidth combination set 1 in 3GPP TS 36,521-1 table 5.4.2A. 1-1							
CA_29A-30A	29			Yes	Yes			20	0
	30			Yes	Yes				
CA_29A-66A	29			Yes	Yes			30	0
	66			Yes	Yes	Yes	Yes		

Unless otherwise stated the results shown in this test report refer only to the sample(s) tested and such sample(s) are retained for 90 days only.

除非另有說明，此報告結果僅對測試之樣品負責，同時此樣品僅保留90天。本報告未經本公司書面許可，不可部份複製。

This document is issued by the Company subject to its General Conditions of Service printed overleaf, available on request or accessible at www.sgs.com/terms_and_conditions.htm and for electronic format documents, subject to Terms and Conditions for Electronic Documents at www.sgs.com/terms_e-document.htm. Attention is drawn to the limitation of liability, indemnification and jurisdiction issues defined therein. Any holder of this document is advised that information contained hereon reflects the Company's findings at the time of its intervention only and within the limits of Client's instructions, if any. The Company's sole responsibility is to its Client and this document does not exonerate parties to a transaction from exercising all their rights and obligations under the transaction documents. This document cannot be reproduced except in full, without prior written approval of the Company. Any unauthorized alteration, forgery or falsification of the content or appearance of this document is unlawful and offenders may be prosecuted to the fullest extent of the law.

CA_30A-66A	30			Yes	Yes			30	0
	66			Yes	Yes	Yes	Yes		

Table 4: inter-band CA (three bands)

E-UTRA CA Configuration	E-UTRA Bands	1.4 MHz	3 MHz	5 MHz	10 MHz	15 MHz	20 MHz	Maximum aggregated bandwidth [MHz]	Bandwidth combination set
CA_2A-4A-5A	2			Yes	Yes	Yes	Yes	50	0
	4			Yes	Yes	Yes	Yes		
	5			Yes	Yes				
CA_2A-4A-12A	2			Yes	Yes	Yes	Yes	50	0
	4			Yes	Yes	Yes	Yes		
	12			Yes	Yes				
CA_2A-4A-13A	2			Yes	Yes	Yes	Yes	50	0
	4			Yes	Yes	Yes	Yes		
	13				Yes				
CA_2A-4A-29A	2			Yes	Yes	Yes	Yes	50	0
	4			Yes	Yes	Yes	Yes		
	29			Yes	Yes				
CA_2A-5A-30A	2			Yes	Yes	Yes	Yes	40	0
	5			Yes	Yes				
	30			Yes	Yes				
CA_2A-5A-66A	2			Yes	Yes	Yes	Yes	50	0
	5			Yes	Yes				
	66			Yes	Yes	Yes	Yes		
CA_2A-12A-30A	2			Yes	Yes	Yes	Yes	40	0
	12			Yes	Yes				
	30			Yes	Yes				
CA_2A-13A-66A	2			Yes	Yes	Yes	Yes	50	0
	13			Yes	Yes				

Unless otherwise stated the results shown in this test report refer only to the sample(s) tested and such sample(s) are retained for 90 days only.

除非另有說明，此報告結果僅對測試之樣品負責，同時此樣品僅保留90天。本報告未經本公司書面許可，不可部份複製。

This document is issued by the Company subject to its General Conditions of Service printed overleaf, available on request or accessible at www.sgs.com/terms_and_conditions.htm and for electronic format documents, subject to Terms and Conditions for Electronic Documents at www.sgs.com/terms_e-document.htm. Attention is drawn to the limitation of liability, indemnification and jurisdiction issues defined therein. Any holder of this document is advised that information contained hereon reflects the Company's findings at the time of its intervention only and within the limits of Client's instructions, if any. The Company's sole responsibility is to its Client and this document does not exonerate parties to a transaction from exercising all their rights and obligations under the transaction documents. This document cannot be reproduced except in full, without prior written approval of the Company. Any unauthorized alteration, forgery or falsification of the content or appearance of this document is unlawful and offenders may be prosecuted to the fullest extent of the law.

	66			Yes	Yes	Yes	Yes		
CA_2A-29A-30A	2			Yes	Yes	Yes	Yes	40	0
	29			Yes	Yes				
	30			Yes	Yes				
CA_4A-5A-30A	4			Yes	Yes	Yes	Yes	40	0
	5			Yes	Yes				
	30			Yes	Yes				
CA_4A-12A-30A	4			Yes	Yes	Yes	Yes	40	0
	12			Yes	Yes				
	30			Yes	Yes				
CA_4A-29A-30A	4			Yes	Yes	Yes	Yes	40	0
	29			Yes	Yes				
	30			Yes	Yes				

Note:

- 1) For the inter-band CA combinations, except B29 can't be PCC, all the listed bands above can be used as PCC or SCC.
- 2) The channel spacing and aggregated channel bandwidth for CA are identical to the associated specification in 3GPP TS 36.521-1 V14.3.0.
- 3) The reference test frequencies for CA refers to 3GPP TS 36.508 V14.2.0
- 4) Testing is not required in bands or modes not intended/allowed for US operation
- 5) Based on TCB workshop April 2018, only indicate "No" in CA combination table need power measurement

Unless otherwise stated the results shown in this test report refer only to the sample(s) tested and such sample(s) are retained for 90 days only.

除非另有說明，此報告結果僅對測試之樣品負責，同時此樣品僅保留90天。本報告未經本公司書面許可，不可部份複製。

This document is issued by the Company subject to its General Conditions of Service printed overleaf, available on request or accessible at www.sgs.com/terms_and_conditions.htm and for electronic format documents, subject to Terms and Conditions for Electronic Documents at www.sgs.com/terms_e-document.htm. Attention is drawn to the limitation of liability, indemnification and jurisdiction issues defined therein. Any holder of this document is advised that information contained hereon reflects the Company's findings at the time of its intervention only and within the limits of Client's instructions, if any. The Company's sole responsibility is to its Client and this document does not exonerate parties to a transaction from exercising all their rights and obligations under the transaction documents. This document cannot be reproduced except in full, without prior written approval of the Company. Any unauthorized alteration, forgery or falsification of the content or appearance of this document is unlawful and offenders may be prosecuted to the fullest extent of the law.

1.4 Test Environment

Ambient Temperature: $22\pm 2^{\circ}$ C

Tissue Simulating Liquid: $22\pm 2^{\circ}$ C

1.5 Operation Description

For WWAN, the EUT is controlled by using a Radio Communication Tester, and the communication between the EUT and the tester is established by air link.

For WLAN, using chipset specific software to control the EUT, and makes it transmit in maximum power. The EUT is set to maximum power level during all tests, and at the beginning of each test the battery is fully charged.

WWAN

Back/top_0mm with power reduction

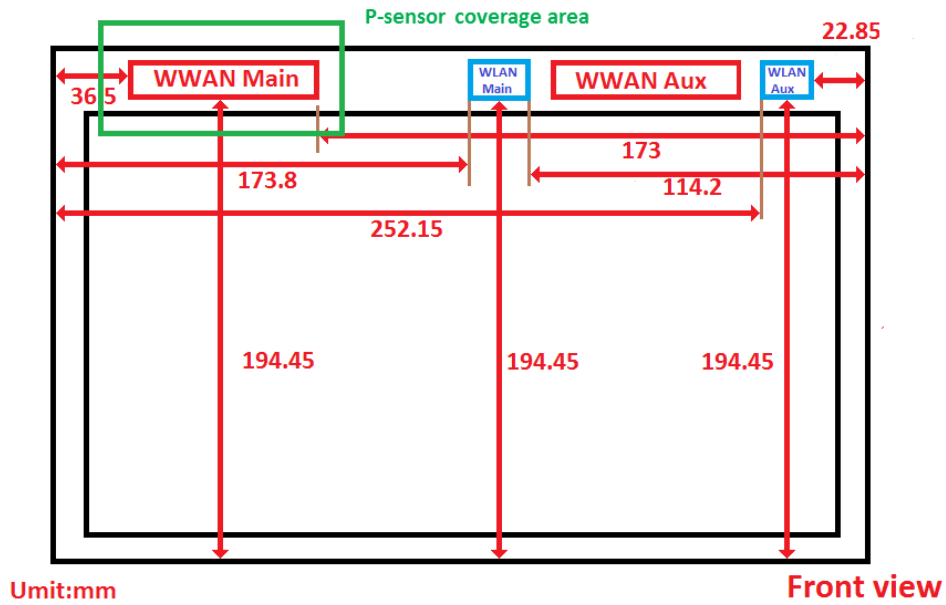
Back_10mm / top_10mm / bottom/right/Left sides_0mm without power reduction

WLAN

Since the RF hardware/software of FCC ID: B94HNI19CZVWP is the same with that of FCC ID: PD98265D2, so WLAN part is refer to the WLAN SAR report of FCC ID: PD98265D2.

Unless otherwise stated the results shown in this test report refer only to the sample(s) tested and such sample(s) are retained for 90 days only.
除非另有說明，此報告結果僅對測試之樣品負責，同時此樣品僅保留90天。本報告未經本公司書面許可，不可部份複製。

This document is issued by the Company subject to its General Conditions of Service printed overleaf, available on request or accessible at www.sgs.com/terms_and_conditions.htm and for electronic format documents, subject to Terms and Conditions for Electronic Documents at www.sgs.com/terms_e-document.htm. Attention is drawn to the limitation of liability, indemnification and jurisdiction issues defined therein. Any holder of this document is advised that information contained hereon reflects the Company's findings at the time of its intervention only and within the limits of Client's instructions, if any. The Company's sole responsibility is to its Client and this document does not exonerate parties to a transaction from exercising all their rights and obligations under the transaction documents. This document cannot be reproduced except in full, without prior written approval of the Company. Any unauthorized alteration, forgery or falsification of the content or appearance of this document is unlawful and offenders may be prosecuted to the fullest extent of the law.



Antenna location (front view)

(The p-sensor is colocated with WWAN antenna)

Unless otherwise stated the results shown in this test report refer only to the sample(s) tested and such sample(s) are retained for 90 days only.

除非另有說明，此報告結果僅對測試之樣品負責，同時此樣品僅保留90天。本報告未經本公司書面許可，不可部份複製。

This document is issued by the Company subject to its General Conditions of Service printed overleaf, available on request or accessible at www.sgs.com/terms_and_conditions.htm and for electronic format documents, subject to Terms and Conditions for Electronic Documents at www.sgs.com/terms_e-document.htm. Attention is drawn to the limitation of liability, indemnification and jurisdiction issues defined therein. Any holder of this document is advised that information contained hereon reflects the Company's findings at the time of its intervention only and within the limits of Client's instructions, if any. The Company's sole responsibility is to its Client and this document does not exonerate parties to a transaction from exercising all their rights and obligations under the transaction documents. This document cannot be reproduced except in full, without prior written approval of the Company. Any unauthorized alteration, forgery or falsification of the content or appearance of this document is unlawful and offenders may be prosecuted to the fullest extent of the law.

Note:

1. During the SAR testing, the DASY 5 system checks power drift by comparing the e-field strength of one specific location measured at the beginning with that measured at the end of the SAR testing.
2. The 3G SAR test reduction procedure is applied to HSDPA with 12.2 kbps RMC as the primary mode. Since the maximum output power in a secondary mode (HSDPA) is $\leq \frac{1}{4}$ dB higher than the primary mode (WCDMA), SAR measurement is not required for the secondary mode (HSDPA).
3. The 3G SAR test reduction procedure is applied to HSPA (HSUPA/HSDPA with RMC) with 12.2 kbps RMC as the primary mode. Since the maximum output power in a secondary mode (HSPA) is $\leq \frac{1}{4}$ dB higher than the primary mode (WCDMA), SAR measurement is not required for the secondary mode (HSPA).
4. LTE modes test according to **KDB 941225D05v02r05**.
 - a. Per Section 5.2.1, the largest channel bandwidth and measure SAR for QPSK with 1 RB allocation.
 - Using the RB offset and required test channel combination with the highest maximum output power for RB offsets at the upper edge, middle and lower edge of each required test channel.
 - When the reported SAR is ≤ 0.8 W/kg, testing of the remaining RB offset configurations and required test channels is not required for 1 RB allocation; otherwise, SAR is required for the remaining required test channels and only for the RB offset configuration with the highest output power for that channel.
 - When the reported SAR of a required test channel is > 1.45 W/kg, SAR is required for all three RB offset configurations for that required test channel.
 - b. Per Section 5.2.2, the largest channel bandwidth and measure SAR for QPSK with 50% RB allocation

Unless otherwise stated the results shown in this test report refer only to the sample(s) tested and such sample(s) are retained for 90 days only.
除非另有說明，此報告結果僅對測試之樣品負責，同時此樣品僅保留90天。本報告未經本公司書面許可，不可部份複製。

This document is issued by the Company subject to its General Conditions of Service printed overleaf, available on request or accessible at www.sgs.com/terms_and_conditions.htm and for electronic format documents, subject to Terms and Conditions for Electronic Documents at www.sgs.com/terms_e-document.htm. Attention is drawn to the limitation of liability, indemnification and jurisdiction issues defined therein. Any holder of this document is advised that information contained hereon reflects the Company's findings at the time of its intervention only and within the limits of Client's instructions, if any. The Company's sole responsibility is to its Client and this document does not exonerate parties to a transaction from exercising all their rights and obligations under the transaction documents. This document cannot be reproduced except in full, without prior written approval of the Company. Any unauthorized alteration, forgery or falsification of the content or appearance of this document is unlawful and offenders may be prosecuted to the fullest extent of the law.

- The procedures required for 1 RB allocation in 5.2.1 are applied to measure the SAR for QPSK with 50% RB allocation.
- c. Per Section 5.2.3, the largest channel bandwidth and measure SAR for QPSK with 100% RB allocation
- For QPSK with 100% RB allocation, SAR is not required when the highest maximum output power for 100 % RB allocation is less than the highest maximum output power in 50% and 1 RB allocations and the highest reported SAR for 1 RB and 50% RB allocation in 5.2.1 and 5.2.2 are ≤ 0.8 W/kg.
 - Otherwise, SAR is measured for the highest output power channel and if the reported SAR is > 1.45 W/kg, the remaining required test channels must also be tested.
- d. Per Section 5.2.4, Higher order modulations
- For each modulation besides QPSK; e.g., 16-QAM, 64-QAM, apply the QPSK procedures in sections 5.2.1, 5.2.2 and 5.2.3 to determine the QAM configurations that may need SAR measurement. For each configuration identified as required for testing, SAR is required only when the highest maximum output power for the configuration in the higher order modulation is $> \frac{1}{2}$ dB higher than the same configuration in QPSK or when the reported SAR for the QPSK configuration is > 1.45 W/kg.
- e. Per Section 5.3, other channel bandwidth standalone SAR test requirements
- For the other channel bandwidths used by the device in a frequency band, apply all the procedures required for the largest channel bandwidth in section 5.2 to determine the channels and RB configurations that need SAR testing and only measure SAR when the highest maximum output power of a configuration requiring testing in the smaller channel bandwidth is $> \frac{1}{2}$ dB higher than the equivalent channel configurations in the largest channel bandwidth configuration or the reported SAR of a configuration for the largest channel bandwidth is > 1.45 W/kg. The equivalent channel configuration for the RB allocation, RB offset and modulation etc. is determined for the smaller channel bandwidth according to the same number of RB allocated in the largest channel bandwidth.

Unless otherwise stated the results shown in this test report refer only to the sample(s) tested and such sample(s) are retained for 90 days only.
除非另有說明，此報告結果僅對測試之樣品負責，同時此樣品僅保留90天。本報告未經本公司書面許可，不可部份複製。

This document is issued by the Company subject to its General Conditions of Service printed overleaf, available on request or accessible at www.sgs.com/terms_and_conditions.htm and for electronic format documents, subject to Terms and Conditions for Electronic Documents at www.sgs.com/terms_e-document.htm. Attention is drawn to the limitation of liability, indemnification and jurisdiction issues defined therein. Any holder of this document is advised that information contained hereon reflects the Company's findings at the time of its intervention only and within the limits of Client's instructions, if any. The Company's sole responsibility is to its Client and this document does not exonerate parties to a transaction from exercising all their rights and obligations under the transaction documents. This document cannot be reproduced except in full, without prior written approval of the Company. Any unauthorized alteration, forgery or falsification of the content or appearance of this document is unlawful and offenders may be prosecuted to the fullest extent of the law.

- TDD LTE was tested at highest duty factor using UL-DL configuration 0 with 6 UL subframes and 2 S subframes using extended cyclic prefix only and special subframe configuration 6. SAR tests were performed at maximum output power and worst-case transmission duty factor in extended cyclic prefix. Per 3GPP 36.211 Section 4, the duty factor for special subframe configuration 6 using extended cyclic prefix is 0.633. LTE downlink CA (KDB942225 D05A)
5. The device supports a maximum of 3 carriers in the downlink. All uplink communications are identical to the Release 8 specifications. Uplink maximum output power is measured with downlink carrier aggregation active, only for the channel with highest measured maximum output power when downlink carrier aggregation is inactive, to confirm that when downlink carrier aggregation is active uplink maximum output power remains within the specified tune-up tolerance limits and not more than ¼ dB higher than the maximum output power measured when downlink carrier aggregation inactive.
 6. The downlink channels selected to perform the uplink power measurement must satisfy 3GPP channel spacing (5.4.1A of 3GPP TS 36.521 or equivalent) and channel bandwidth (5.4.2A) requirements. The nominal channel spacing is determined by $[BW1 + BW2 - 0.1 * |BW1 - BW2|] / 2$ MHz, where BW1 and BW2 are the channel bandwidths of the CC in a 2-CC aggregation configuration.
 7. The downlink PCC channel should be paired with the uplink channel according to normal configurations, as if there is no carrier aggregation. The downlink SCC should be adjacent to the PCC and remain within the downlink transmission band for contiguous intra-band CA. For non-contiguous intra-band CA, the SCC should be selected to provide maximum separation from the PCC and must remain fully within the downlink transmission band. For inter-band CA, the SCC should be near the middle of its transmission band.

Unless otherwise stated the results shown in this test report refer only to the sample(s) tested and such sample(s) are retained for 90 days only.

除非另有說明，此報告結果僅對測試之樣品負責，同時此樣品僅保留90天。本報告未經本公司書面許可，不可部份複製。

This document is issued by the Company subject to its General Conditions of Service printed overleaf, available on request or accessible at www.sgs.com/terms_and_conditions.htm and for electronic format documents, subject to Terms and Conditions for Electronic Documents at www.sgs.com/terms_e-document.htm. Attention is drawn to the limitation of liability, indemnification and jurisdiction issues defined therein. Any holder of this document is advised that information contained hereon reflects the Company's findings at the time of its intervention only and within the limits of Client's instructions, if any. The Company's sole responsibility is to its Client and this document does not exonerate parties to a transaction from exercising all their rights and obligations under the transaction documents. This document cannot be reproduced except in full, without prior written approval of the Company. Any unauthorized alteration, forgery or falsification of the content or appearance of this document is unlawful and offenders may be prosecuted to the fullest extent of the law.

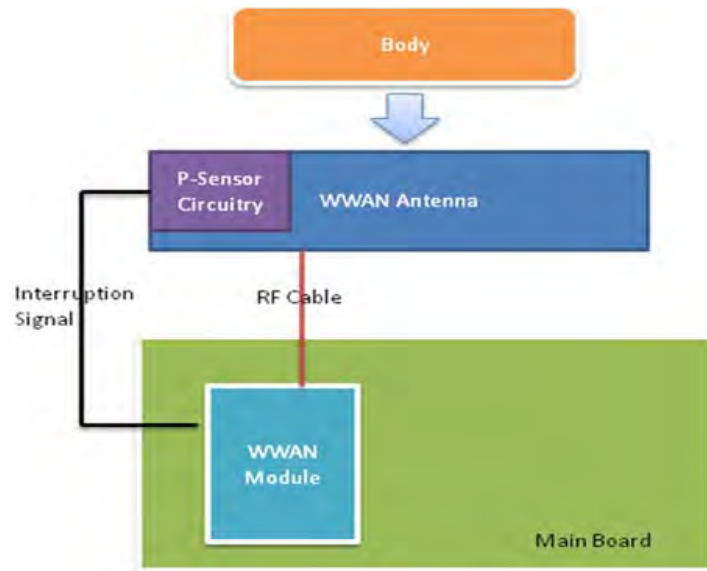
8. When downlink carrier aggregation is active uplink maximum output power remains within the specified tune-up tolerance limits and not more than $\frac{1}{4}$ dB higher than the maximum output power measured when downlink carrier aggregation inactive, so SAR evaluation is not required for downlink carrier aggregation.
9. According to KDB447498D01v06, SAR test exclusion evaluation for surfaces/edges of tablet mode is not required since SAR measurements for all the surfaces/edges were performed.
10. According to KDB447498D01v06, testing of other required channels is not required when the reported 1-g SAR for the highest output channel is ≤ 0.8 W/kg, when the transmission band is ≤ 100 MHz.
11. According to KDB865664D01v01r04, SAR measurement variability must be assessed for each frequency band. When the original highest measured SAR is ≥ 0.8 W/kg, repeated that measurement once. Perform a second repeated measurement only if the ratio of largest to smallest SAR for the original and first repeated measurements is > 1.20 or when the original or repeated measurement is ≥ 1.45 W/kg (~ 10% from the 1-g SAR limit)

Unless otherwise stated the results shown in this test report refer only to the sample(s) tested and such sample(s) are retained for 90 days only.
除非另有說明，此報告結果僅對測試之樣品負責，同時此樣品僅保留90天。本報告未經本公司書面許可，不可部份複製。

This document is issued by the Company subject to its General Conditions of Service printed overleaf, available on request or accessible at www.sgs.com/terms_and_conditions.htm and for electronic format documents, subject to Terms and Conditions for Electronic Documents at www.sgs.com/terms_e-document.htm. Attention is drawn to the limitation of liability, indemnification and jurisdiction issues defined therein. Any holder of this document is advised that information contained hereon reflects the Company's findings at the time of its intervention only and within the limits of Client's instructions, if any. The Company's sole responsibility is to its Client and this document does not exonerate parties to a transaction from exercising all their rights and obligations under the transaction documents. This document cannot be reproduced except in full, without prior written approval of the Company. Any unauthorized alteration, forgery or falsification of the content or appearance of this document is unlawful and offenders may be prosecuted to the fullest extent of the law.

1.6 Proximity sensor operation description

The P-sensor being used to reduce output power is capacitive in which when the object such as human body, metal or plastic is being approached, the sensing capacitance would be increased with the antenna pad. Once the capacitance is accumulated, and reached over the threshold as set in MCU of the microchip, the interruption signal is pulled low (High state without trigger) and further inform modem module of the transmitter to make power reduction.



Unless otherwise stated the results shown in this test report refer only to the sample(s) tested and such sample(s) are retained for 90 days only.

除非另有說明，此報告結果僅對測試之樣品負責，同時此樣品僅保留90天。本報告未經本公司書面許可，不可部份複製。

This document is issued by the Company subject to its General Conditions of Service printed overleaf, available on request or accessible at www.sgs.com/terms_and_conditions.htm and for electronic format documents, subject to Terms and Conditions for Electronic Documents at www.sgs.com/terms_e-document.htm. Attention is drawn to the limitation of liability, indemnification and jurisdiction issues defined therein. Any holder of this document is advised that information contained hereon reflects the Company's findings at the time of its intervention only and within the limits of Client's instructions, if any. The Company's sole responsibility is to its Client and this document does not exonerate parties to a transaction from exercising all their rights and obligations under the transaction documents. This document cannot be reproduced except in full, without prior written approval of the Company. Any unauthorized alteration, forgery or falsification of the content or appearance of this document is unlawful and offenders may be prosecuted to the fullest extent of the law.

1.6.1 Proximity sensor measurement procedure

1. The proximity sensor is collocated with WWAN antenna.
2. Output power is measured, and monitored by using the communication tester. A RF cables with sufficient length was being attached from the antenna port of the module, and used for the measurement. The appropriate loss attenuated from cable is compensated in the communication tester.



Unless otherwise stated the results shown in this test report refer only to the sample(s) tested and such sample(s) are retained for 90 days only.
 除非另有說明，此報告結果僅對測試之樣品負責，同時此樣品僅保留90天。本報告未經本公司書面許可，不可部份複製。

This document is issued by the Company subject to its General Conditions of Service printed overleaf, available on request or accessible at www.sgs.com/terms_and_conditions.htm and for electronic format documents, subject to Terms and Conditions for Electronic Documents at www.sgs.com/terms_e-document.htm. Attention is drawn to the limitation of liability, indemnification and jurisdiction issues defined therein. Any holder of this document is advised that information contained hereon reflects the Company's findings at the time of its intervention only and within the limits of Client's instructions, if any. The Company's sole responsibility is to its Client and this document does not exonerate parties to a transaction from exercising all their rights and obligations under the transaction documents. This document cannot be reproduced except in full, without prior written approval of the Company. Any unauthorized alteration, forgery or falsification of the content or appearance of this document is unlawful and offenders may be prosecuted to the fullest extent of the law.

1.6.2 Trigger distances for back/top side

Test procedure:

1. The entire back surface or edge of the tablet is positioned below a flat phantom filled with the required tissue equivalent medium and positioned at least 20 mm further than the distance that triggers power reduction.
2. The back surface or edge is moved toward the phantom in 3 mm steps until the sensor triggers.
3. The back surface or edge is again moved toward the phantom, but in 1 mm steps, until it is at least 5 mm past the triggering point or touching the phantom
4. If the tablet is not touching the phantom, it is moved in 3 mm steps until it touches the phantom to confirm that the sensor remains triggered and the maximum power stays reduced.
5. The back surface or edge is then moved back (further away) from the phantom until maximum output power is returned to the normal maximum level.
6. The process is then reversed by moving the tablet away from the phantom to determine triggering release, until it is at least 10 mm beyond the point that triggers the return of normal maximum power.
7. The measured output power within ± 5 mm of the triggering points, or until the tablet is touching the phantom, for movements to and from the phantom should be tabulated.

Unless otherwise stated the results shown in this test report refer only to the sample(s) tested and such sample(s) are retained for 90 days only.
除非另有說明，此報告結果僅對測試之樣品負責，同時此樣品僅保留90天。本報告未經本公司書面許可，不可部份複製。

This document is issued by the Company subject to its General Conditions of Service printed overleaf, available on request or accessible at www.sgs.com/terms_and_conditions.htm and for electronic format documents, subject to Terms and Conditions for Electronic Documents at www.sgs.com/terms_e-document.htm. Attention is drawn to the limitation of liability, indemnification and jurisdiction issues defined therein. Any holder of this document is advised that information contained hereon reflects the Company's findings at the time of its intervention only and within the limits of Client's instructions, if any. The Company's sole responsibility is to its Client and this document does not exonerate parties to a transaction from exercising all their rights and obligations under the transaction documents. This document cannot be reproduced except in full, without prior written approval of the Company. Any unauthorized alteration, forgery or falsification of the content or appearance of this document is unlawful and offenders may be prosecuted to the fullest extent of the law.

8. To ensure all production units are compliant, it is generally necessary to reduce the triggering distance determined from the triggering tests by 1 mm, or more if it is necessary, and use the smallest distance for movements to and from the phantom, minus 1 mm, as the sensor triggering distance for determining the SAR measurement distance.
9. For back side, the trigger distance of proximity sensor is 11mm.
10. For top side, the trigger distance of proximity sensor is 12mm, and we perform the 1.6.3 tilt angle testing in next step.

Unless otherwise stated the results shown in this test report refer only to the sample(s) tested and such sample(s) are retained for 90 days only.
除非另有說明，此報告結果僅對測試之樣品負責，同時此樣品僅保留90天。本報告未經本公司書面許可，不可部份複製。

This document is issued by the Company subject to its General Conditions of Service printed overleaf, available on request or accessible at www.sgs.com/terms_and_conditions.htm and for electronic format documents, subject to Terms and Conditions for Electronic Documents at www.sgs.com/terms_e-document.htm. Attention is drawn to the limitation of liability, indemnification and jurisdiction issues defined therein. Any holder of this document is advised that information contained hereon reflects the Company's findings at the time of its intervention only and within the limits of Client's instructions, if any. The Company's sole responsibility is to its Client and this document does not exonerate parties to a transaction from exercising all their rights and obligations under the transaction documents. This document cannot be reproduced except in full, without prior written approval of the Company. Any unauthorized alteration, forgery or falsification of the content or appearance of this document is unlawful and offenders may be prosecuted to the fullest extent of the law.

1.6.3 Tilt angle testing

Test procedure:

1. The influence of table tilt angles to proximity sensor triggering is determined by positioning each tablet edge that contains a transmitting antenna, perpendicular to the flat phantom, at the smallest sensor triggering test distance determined in sections 1.6.2 by rotating the tablet around the edge next to the phantom in ≤ 10 deg increments until the tablet is ± 45 deg or more from the vertical position at 0 deg.
2. If sensor triggering is released and normal maximum output power is restored within the ± 45 deg range, the procedures in step 1) should be repeated by reducing the tablet to phantom separation distance by 1 mm until the proximity sensor no longer releases triggering, and maximum output power remains in the reduced mode.
3. The smallest separation distance determined in steps 1) and 2), minus 1 mm, is the sensor triggering distance for tablet tilt coverage. The smallest separation distance determined in sections 1.6.2, 1.6.3 minus 1 mm should be used in the SAR measurements.
4. The influence of tablet tilt angles to proximity sensor triggering is determined by positioning top and right sides, please refer to table 1.6.5 and 1.6.6.
5. After the tilt angle testing for top side, the sensor is not released during ± 45 deg, so $12-1=11$ mm, is the sensor triggering distance for tablet tilt coverage. The smallest separation distance minus 1 mm ($11-1=10$ mm) should be used in the SAR measurements.

Unless otherwise stated the results shown in this test report refer only to the sample(s) tested and such sample(s) are retained for 90 days only.
除非另有說明，此報告結果僅對測試之樣品負責，同時此樣品僅保留90天。本報告未經本公司書面許可，不可部份複製。

This document is issued by the Company subject to its General Conditions of Service printed overleaf, available on request or accessible at www.sgs.com/terms_and_conditions.htm and for electronic format documents, subject to Terms and Conditions for Electronic Documents at www.sgs.com/terms_e-document.htm. Attention is drawn to the limitation of liability, indemnification and jurisdiction issues defined therein. Any holder of this document is advised that information contained hereon reflects the Company's findings at the time of its intervention only and within the limits of Client's instructions, if any. The Company's sole responsibility is to its Client and this document does not exonerate parties to a transaction from exercising all their rights and obligations under the transaction documents. This document cannot be reproduced except in full, without prior written approval of the Company. Any unauthorized alteration, forgery or falsification of the content or appearance of this document is unlawful and offenders may be prosecuted to the fullest extent of the law.

1.6.4 Proximity sensor coverage

The following procedures do not apply and are not required for configurations where the antenna and sensor are collocated and the peak SAR location is overlapping with the sensor.

Test procedure:

1. The back surface or edges of the tablet is positioned at a test separation distance less than or equal to the distance required for back surface or edge triggering, with both the antenna and sensor pad located at least 20 mm laterally outside the edge (boundary) of the phantom, along the direction of maximum antenna and sensor offset.
2. The similar sequence of steps applied to determine sensor triggering distance in section 1.6.2 are used to verify back surface and edge sensor coverage by moving the tablet (sensor and antenna) horizontally toward the phantom while maintaining the same vertical separation between the back surface or edge and the phantom.
3. After the exact location where triggering of power reduction is determined, with respect to the sensor and antenna, the tablet movement should be continued, in 3 mm increments, until both the sensor and antenna(s) are fully under the phantom and at least 20 mm inside the phantom edge.
4. The process is then repeated from the other direction, at the opposite end of maximum antenna and sensor offset, by rotating the tablet 180 degrees.

Unless otherwise stated the results shown in this test report refer only to the sample(s) tested and such sample(s) are retained for 90 days only.
除非另有說明，此報告結果僅對測試之樣品負責，同時此樣品僅保留90天。本報告未經本公司書面許可，不可部份複製。

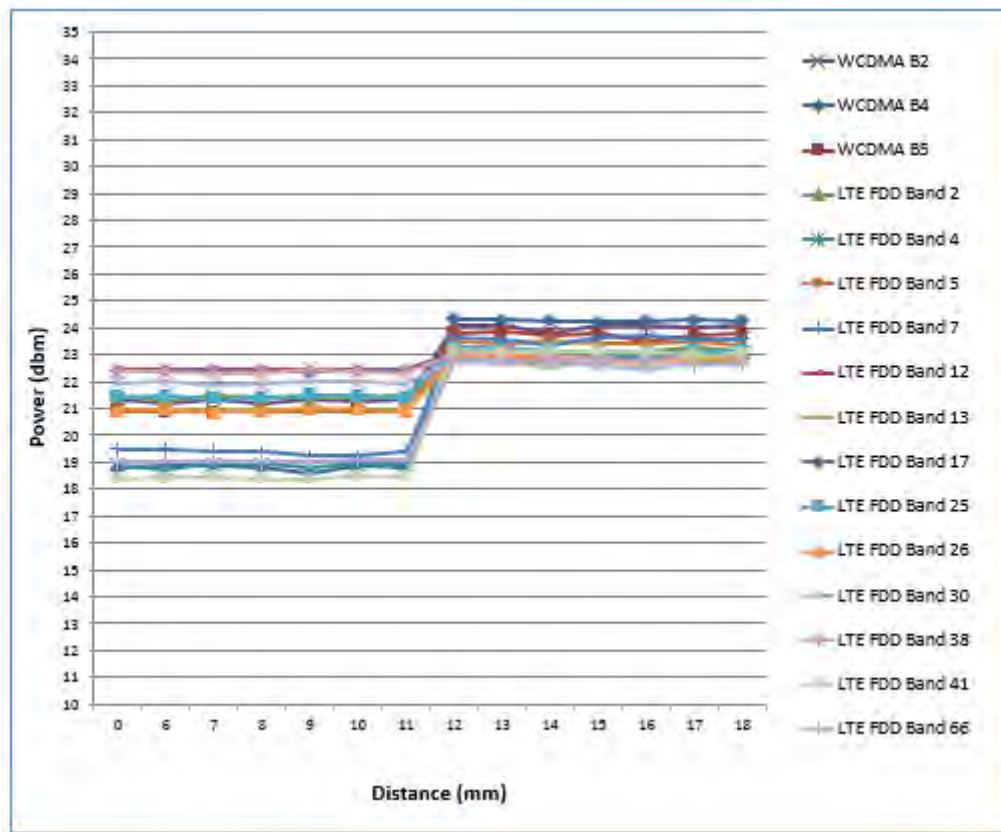
This document is issued by the Company subject to its General Conditions of Service printed overleaf, available on request or accessible at www.sgs.com/terms_and_conditions.htm and for electronic format documents, subject to Terms and Conditions for Electronic Documents at www.sgs.com/terms_e-document.htm. Attention is drawn to the limitation of liability, indemnification and jurisdiction issues defined therein. Any holder of this document is advised that information contained hereon reflects the Company's findings at the time of its intervention only and within the limits of Client's instructions, if any. The Company's sole responsibility is to its Client and this document does not exonerate parties to a transaction from exercising all their rights and obligations under the transaction documents. This document cannot be reproduced except in full, without prior written approval of the Company. Any unauthorized alteration, forgery or falsification of the content or appearance of this document is unlawful and offenders may be prosecuted to the fullest extent of the law.

1.6.5 Results

The measured output power within ± 5 mm of the triggering points, or until the tablet is touching the phantom, for movements to and from the phantom is tabulated in the following.

Back side

Moving device toward the phantom

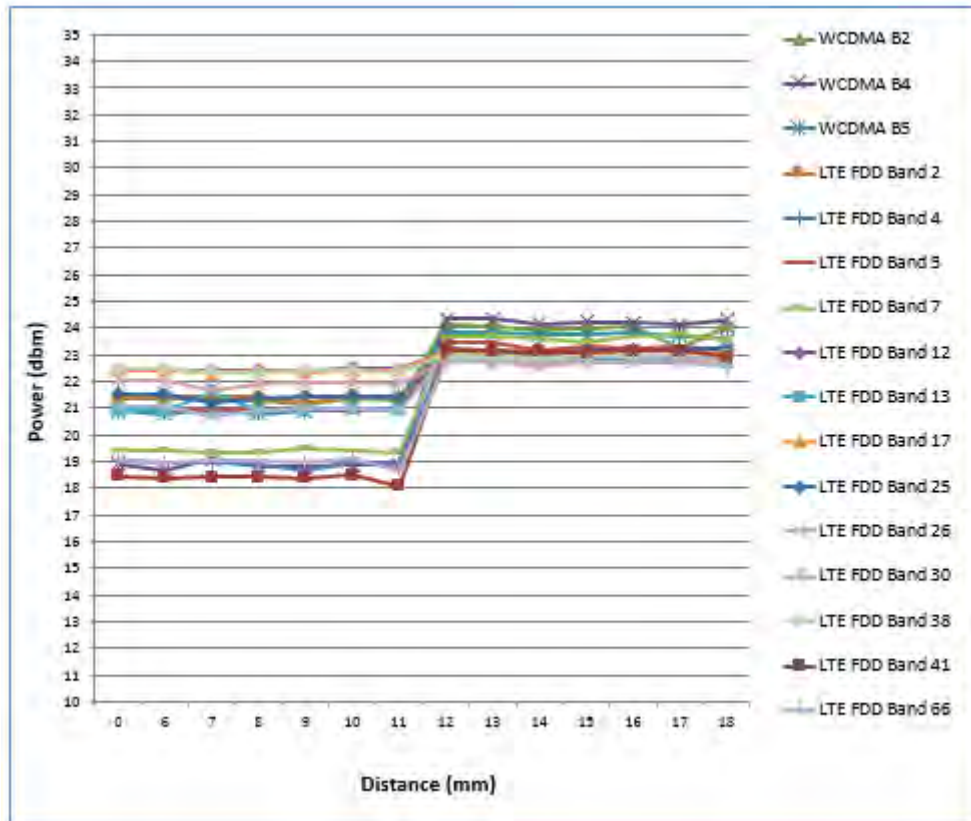


Unless otherwise stated the results shown in this test report refer only to the sample(s) tested and such sample(s) are retained for 90 days only.

除非另有說明，此報告結果僅對測試之樣品負責，同時此樣品僅保留90天。本報告未經本公司書面許可，不可部份複製。

This document is issued by the Company subject to its General Conditions of Service printed overleaf, available on request or accessible at www.sgs.com/terms_and_conditions.htm and for electronic format documents, subject to Terms and Conditions for Electronic Documents at www.sgs.com/terms_e-document.htm. Attention is drawn to the limitation of liability, indemnification and jurisdiction issues defined therein. Any holder of this document is advised that information contained hereon reflects the Company's findings at the time of its intervention only and within the limits of Client's instructions, if any. The Company's sole responsibility is to its Client and this document does not exonerate parties to a transaction from exercising all their rights and obligations under the transaction documents. This document cannot be reproduced except in full, without prior written approval of the Company. Any unauthorized alteration, forgery or falsification of the content or appearance of this document is unlawful and offenders may be prosecuted to the fullest extent of the law.

Moving device away from the phantom



For back side, the worst trigger distance of proximity sensor is 11mm, and we test backside SAR in 10mm without power reduction and 0mm with power reduction.

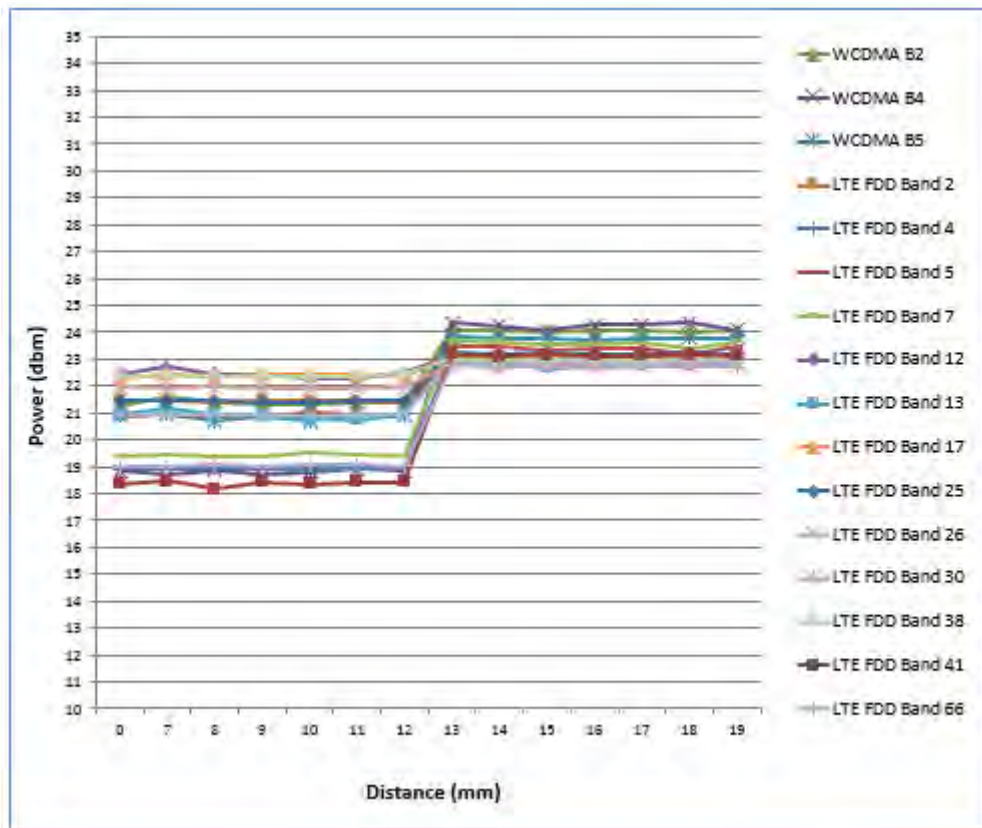
Unless otherwise stated the results shown in this test report refer only to the sample(s) tested and such sample(s) are retained for 90 days only.

除非另有說明，此報告結果僅對測試之樣品負責，同時此樣品僅保留90天。本報告未經本公司書面許可，不可部份複製。

This document is issued by the Company subject to its General Conditions of Service printed overleaf, available on request or accessible at www.sgs.com/terms_and_conditions.htm and for electronic format documents, subject to Terms and Conditions for Electronic Documents at www.sgs.com/terms_e-document.htm. Attention is drawn to the limitation of liability, indemnification and jurisdiction issues defined therein. Any holder of this document is advised that information contained hereon reflects the Company's findings at the time of its intervention only and within the limits of Client's instructions, if any. The Company's sole responsibility is to its Client and this document does not exonerate parties to a transaction from exercising all their rights and obligations under the transaction documents. This document cannot be reproduced except in full, without prior written approval of the Company. Any unauthorized alteration, forgery or falsification of the content or appearance of this document is unlawful and offenders may be prosecuted to the fullest extent of the law.

Top side

Moving device toward the phantom



Unless otherwise stated the results shown in this test report refer only to the sample(s) tested and such sample(s) are retained for 90 days only.

除非另有說明，此報告結果僅對測試之樣品負責，同時此樣品僅保留90天。本報告未經本公司書面許可，不可部份複製。

This document is issued by the Company subject to its General Conditions of Service printed overleaf, available on request or accessible at www.sgs.com/terms_and_conditions.htm and for electronic format documents, subject to Terms and Conditions for Electronic Documents at www.sgs.com/terms_e-document.htm. Attention is drawn to the limitation of liability, indemnification and jurisdiction issues defined therein. Any holder of this document is advised that information contained hereon reflects the Company's findings at the time of its intervention only and within the limits of Client's instructions, if any. The Company's sole responsibility is to its Client and this document does not exonerate parties to a transaction from exercising all their rights and obligations under the transaction documents. This document cannot be reproduced except in full, without prior written approval of the Company. Any unauthorized alteration, forgery or falsification of the content or appearance of this document is unlawful and offenders may be prosecuted to the fullest extent of the law.

Moving device away from the phantom

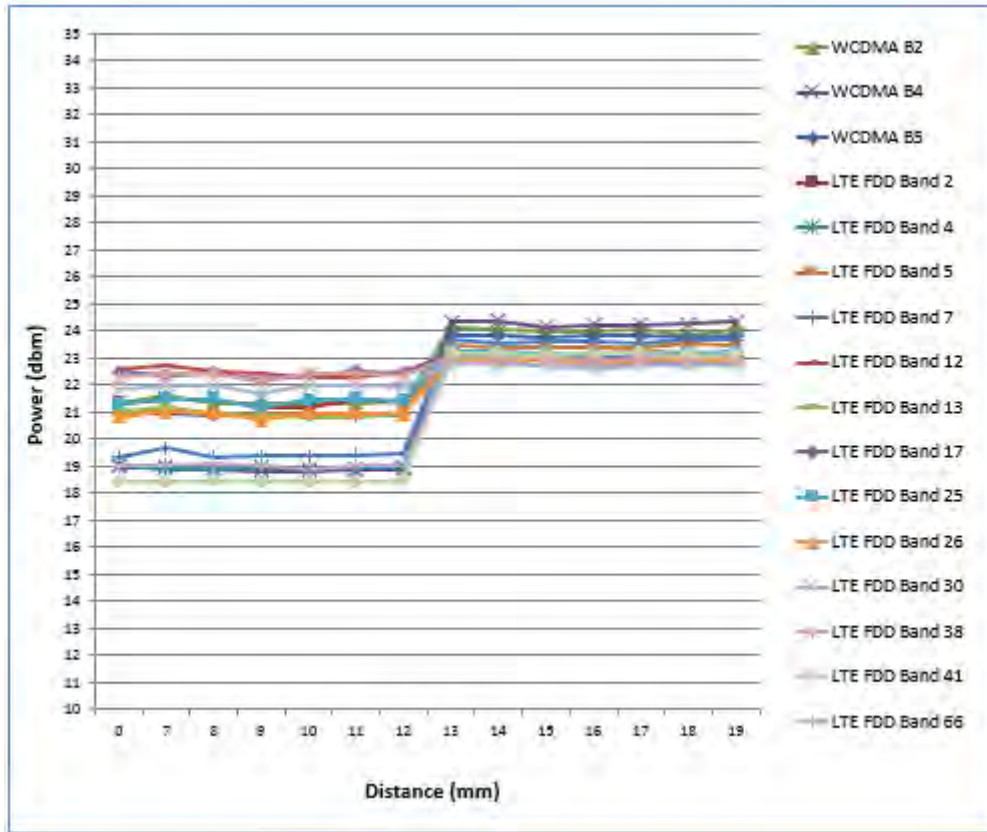


Table 1.6.5 Tilt angle test results for top side

P-sensor ON/OFF	-50 deg	-45 deg	-40 deg	-30 deg	-20 deg	-10 deg	0 deg	10 deg	20 deg	30 deg	40 deg	45 deg	50 deg
12mm	ON	ON	ON	ON	ON	ON	ON	ON	ON	ON	ON	ON	ON

During the tilt angle testing for top side, the sensor is not released in 12mm, so 12-1=11mm, is the sensor triggering distance for tablet tilt coverage. The smallest separation distance minus 1 mm (11-1=10mm) should be used in the SAR measurements for top side.

Unless otherwise stated the results shown in this test report refer only to the sample(s) tested and such sample(s) are retained for 90 days only.

除非另有說明，此報告結果僅對測試之樣品負責，同時此樣品僅保留90天。本報告未經本公司書面許可，不可部份複製。

This document is issued by the Company subject to its General Conditions of Service printed overleaf, available on request or accessible at www.sgs.com/terms_and_conditions.htm and for electronic format documents, subject to Terms and Conditions for Electronic Documents at www.sgs.com/terms_e-document.htm. Attention is drawn to the limitation of liability, indemnification and jurisdiction issues defined therein. Any holder of this document is advised that information contained hereon reflects the Company's findings at the time of its intervention only and within the limits of Client's instructions, if any. The Company's sole responsibility is to its Client and this document does not exonerate parties to a transaction from exercising all their rights and obligations under the transaction documents. This document cannot be reproduced except in full, without prior written approval of the Company. Any unauthorized alteration, forgery or falsification of the content or appearance of this document is unlawful and offenders may be prosecuted to the fullest extent of the law.

Note:

1. The triggering variations and hysteresis effect has been evaluated separately according to the tissue-equivalent medium required for each frequency band, and sensor triggering does not change with different tissue-equivalent media.
2. The default power level for sensor failure and malfunctioning, including all compliance concerns, has been addressed in the client's operation description (1.6.6) for the proximity sensor implementation to be acceptable.
3. Conducted power is monitored qualitatively to identify the general triggering characteristics and recorded quantitatively, versus spacing.

Unless otherwise stated the results shown in this test report refer only to the sample(s) tested and such sample(s) are retained for 90 days only.

除非另有說明，此報告結果僅對測試之樣品負責，同時此樣品僅保留90天。本報告未經本公司書面許可，不可部份複製。

This document is issued by the Company subject to its General Conditions of Service printed overleaf, available on request or accessible at www.sgs.com/terms_and_conditions.htm and for electronic format documents, subject to Terms and Conditions for Electronic Documents at www.sgs.com/terms_e-document.htm. Attention is drawn to the limitation of liability, indemnification and jurisdiction issues defined therein. Any holder of this document is advised that information contained hereon reflects the Company's findings at the time of its intervention only and within the limits of Client's instructions, if any. The Company's sole responsibility is to its Client and this document does not exonerate parties to a transaction from exercising all their rights and obligations under the transaction documents. This document cannot be reproduced except in full, without prior written approval of the Company. Any unauthorized alteration, forgery or falsification of the content or appearance of this document is unlawful and offenders may be prosecuted to the fullest extent of the law.

1.6.6 Operation description for P-sensor

Power Reduction Design Specification (for P-sensor)

The mechanism of power reduction is used only for WWAN, not for Wi-Fi and Bluetooth. The reduced power for each technology/band is defined in Table1-1. With P-sensor mechanism, the WCDMA/LTE default power when P-sensor failure or malfunction are show in Table1-2 as below.

Table1-1 : The power reduction scenario table

Band	Power Reduction
WCDMA B2/4/5	YES
LTE B2/4/5/7/12/13/17/25/26/30/66	YES
LTE B38/41	YES
WLAN	NO
BT	NO

Unless otherwise stated the results shown in this test report refer only to the sample(s) tested and such sample(s) are retained for 90 days only.

除非另有說明，此報告結果僅對測試之樣品負責，同時此樣品僅保留90天。本報告未經本公司書面許可，不可部份複製。

This document is issued by the Company subject to its General Conditions of Service printed overleaf, available on request or accessible at www.sgs.com/terms_and_conditions.htm and for electronic format documents, subject to Terms and Conditions for Electronic Documents at www.sgs.com/terms_e-document.htm. Attention is drawn to the limitation of liability, indemnification and jurisdiction issues defined therein. Any holder of this document is advised that information contained hereon reflects the Company's findings at the time of its intervention only and within the limits of Client's instructions, if any. The Company's sole responsibility is to its Client and this document does not exonerate parties to a transaction from exercising all their rights and obligations under the transaction documents. This document cannot be reproduced except in full, without prior written approval of the Company. Any unauthorized alteration, forgery or falsification of the content or appearance of this document is unlawful and offenders may be prosecuted to the fullest extent of the law.

Table1-2 : The default maximum power when p-sensor failure or malfunction

Technology / Band	Mode	Default Maximum Power (dBm)
UMTS B2	All	21.5
UMTS B4	All	19.0
UMTS B5	All	21.0
LTE B2	All	21.5
LTE B4	All	19.0
LTE B5	All	21.0
LTE B7	All	19.5
LTE B12	All	22.5
LTE B13	All	21.0
LTE B17	All	22.5
LTE B25	All	21.5
LTE B26	All	21.0
LTE B30	All	22.0
LTE B38	All	22.5
LTE B41	All	18.5
LTE B66	All	19.0

Unless otherwise stated the results shown in this test report refer only to the sample(s) tested and such sample(s) are retained for 90 days only.

除非另有說明，此報告結果僅對測試之樣品負責，同時此樣品僅保留90天。本報告未經本公司書面許可，不可部份複製。

This document is issued by the Company subject to its General Conditions of Service printed overleaf, available on request or accessible at www.sgs.com/terms_and_conditions.htm and for electronic format documents, subject to Terms and Conditions for Electronic Documents at www.sgs.com/terms_e-document.htm. Attention is drawn to the limitation of liability, indemnification and jurisdiction issues defined therein. Any holder of this document is advised that information contained hereon reflects the Company's findings at the time of its intervention only and within the limits of Client's instructions, if any. The Company's sole responsibility is to its Client and this document does not exonerate parties to a transaction from exercising all their rights and obligations under the transaction documents. This document cannot be reproduced except in full, without prior written approval of the Company. Any unauthorized alteration, forgery or falsification of the content or appearance of this document is unlawful and offenders may be prosecuted to the fullest extent of the law.

1.7 The SAR Measurement System

A block diagram of the SAR measurement System is given in Fig. a. This SAR Measurement System uses a Computer-controlled 3-D stepper motor system (SPEAG DASY 5 professional system). The model EX3DV4 field probe is used to determine the internal electric fields. The SAR can be obtained from the equation $SAR = \sigma (|E|)^2 / \rho$ where σ and ρ are the conductivity and mass density of the tissue-simulant.

The DASY 5 system for performing compliance tests consists of the following items:

1. A standard high precision 6-axis robot (Staubli RX family) with controller, teach pendant and software. An arm extension is for accommodating the data acquisition electronics (DAE).
2. A dosimetric probe, i.e., an isotropic E-field probe optimized and calibrated for usage in tissue simulating liquid. The probe is equipped with an optical surface detector system.
3. A data acquisition electronics (DAE) which performs the signal amplification, signal multiplexing, AD-conversion, offset measurements, mechanical surface detection, collision detection, etc. The unit is battery powered with standard or rechargeable batteries. The signal is optically transmitted to the EOC.

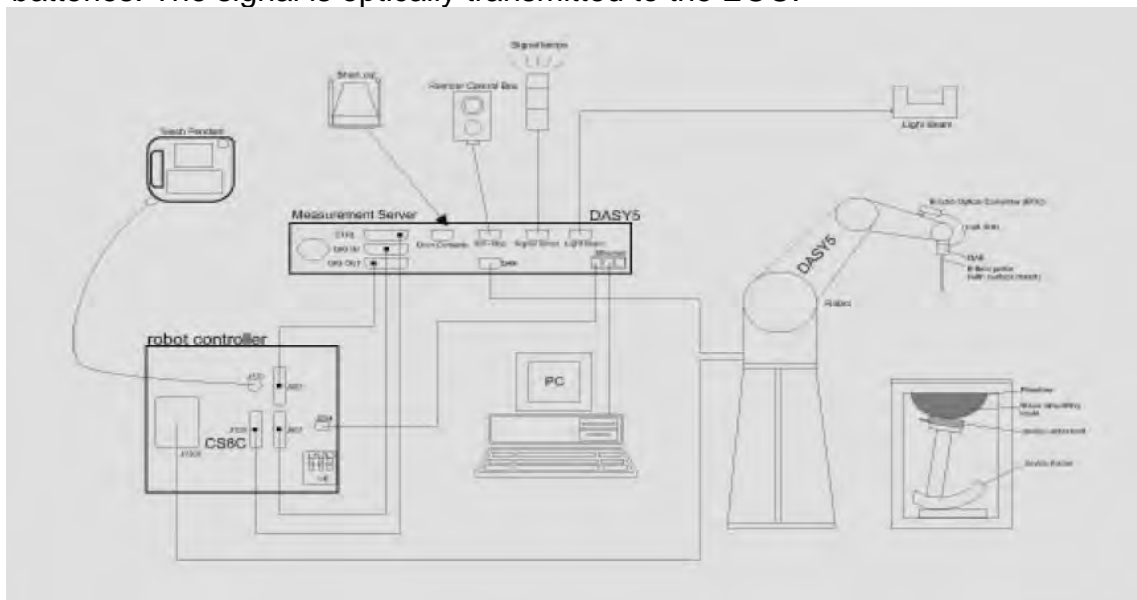


Fig. a The block diagram of SAR system

Unless otherwise stated the results shown in this test report refer only to the sample(s) tested and such sample(s) are retained for 90 days only.

除非另有說明，此報告結果僅對測試之樣品負責，同時此樣品僅保留90天。本報告未經本公司書面許可，不可部份複製。

This document is issued by the Company subject to its General Conditions of Service printed overleaf, available on request or accessible at www.sgs.com/terms_and_conditions.htm and for electronic format documents, subject to Terms and Conditions for Electronic Documents at www.sgs.com/terms_e-document.htm. Attention is drawn to the limitation of liability, indemnification and jurisdiction issues defined therein. Any holder of this document is advised that information contained hereon reflects the Company's findings at the time of its intervention only and within the limits of Client's instructions, if any. The Company's sole responsibility is to its Client and this document does not exonerate parties to a transaction from exercising all their rights and obligations under the transaction documents. This document cannot be reproduced except in full, without prior written approval of the Company. Any unauthorized alteration, forgery or falsification of the content or appearance of this document is unlawful and offenders may be prosecuted to the fullest extent of the law.


4. The Electro-optical converter (EOC) performs the conversion between optical and electrical of the signals for the digital communication to the DAE and for the analog signal from the optical surface detection. The EOC is connected to the measurement server.
5. The function of the measurement server is to perform the time critical tasks such as signal filtering, control of the robot operation and fast movement interrupts.
6. A probe alignment unit which improves the (absolute) accuracy of the probe positioning.
7. A computer operating Windows 7.
8. DASY 5 software.
9. Remote control with teach pendant and additional circuitry for robot safety such as warning lamps, etc.
10. The SAM twin phantom enabling testing left-hand and right-hand usage.
11. The device holder for handheld mobile phones.
12. Tissue simulating liquid mixed according to the given recipes.
13. Validation dipole kits allowing to validate the proper functioning of the system.

Unless otherwise stated the results shown in this test report refer only to the sample(s) tested and such sample(s) are retained for 90 days only.
除非另有說明，此報告結果僅對測試之樣品負責，同時此樣品僅保留90天。本報告未經本公司書面許可，不可部份複製。

This document is issued by the Company subject to its General Conditions of Service printed overleaf, available on request or accessible at www.sgs.com/terms_and_conditions.htm and for electronic format documents, subject to Terms and Conditions for Electronic Documents at www.sgs.com/terms_e-document.htm. Attention is drawn to the limitation of liability, indemnification and jurisdiction issues defined therein. Any holder of this document is advised that information contained hereon reflects the Company's findings at the time of its intervention only and within the limits of Client's instructions, if any. The Company's sole responsibility is to its Client and this document does not exonerate parties to a transaction from exercising all their rights and obligations under the transaction documents. This document cannot be reproduced except in full, without prior written approval of the Company. Any unauthorized alteration, forgery or falsification of the content or appearance of this document is unlawful and offenders may be prosecuted to the fullest extent of the law.

1.8 System Components

EX3DV4 E-Field Probe


Construction	Symmetrical design with triangular core Built-in shielding against static charges PEEK enclosure material (resistant to organic solvents, e.g., DGBE)	
Calibration	Basic Broad Band Calibration in air Conversion Factors (CF) for HSL 750/835/1750/1900/2300/2600MHz Additional CF for other liquids and frequencies upon request	
Frequency	10 MHz to > 6 GHz	
Directivity	± 0.3 dB in HSL (rotation around probe axis) ± 0.5 dB in tissue material (rotation normal to probe axis)	
Dynamic Range	10 µW/g to > 100 mW/g Linearity: ± 0.2 dB (noise: typically < 1 µW/g)	
Dimensions	Tip diameter: 2.5 mm	
Application	High precision dosimetric measurements in any exposure scenario (e.g., very strong gradient fields). Only probe which enables compliance testing for frequencies up to 6 GHz with precision of better 30%.	

Unless otherwise stated the results shown in this test report refer only to the sample(s) tested and such sample(s) are retained for 90 days only.


除非另有說明，此報告結果僅對測試之樣品負責，同時此樣品僅保留90天。本報告未經本公司書面許可，不可部份複製。

This document is issued by the Company subject to its General Conditions of Service printed overleaf, available on request or accessible at www.sgs.com/terms_and_conditions.htm and for electronic format documents, subject to Terms and Conditions for Electronic Documents at www.sgs.com/terms_e-document.htm. Attention is drawn to the limitation of liability, indemnification and jurisdiction issues defined therein. Any holder of this document is advised that information contained hereon reflects the Company's findings at the time of its intervention only and within the limits of Client's instructions, if any. The Company's sole responsibility is to its Client and this document does not exonerate parties to a transaction from exercising all their rights and obligations under the transaction documents. This document cannot be reproduced except in full, without prior written approval of the Company. Any unauthorized alteration, forgery or falsification of the content or appearance of this document is unlawful and offenders may be prosecuted to the fullest extent of the law.

PHANTOM

Model	ELI	
Construction	The ELI phantom is used for compliance testing of handheld and body-mounted wireless devices in the frequency range of 30 MHz to 6 GHz. ELI is fully compatible with the IEC 62209-2 standard and all known tissue simulating liquids. ELI has been optimized regarding its performance and can be integrated into our standard phantom tables. A cover prevents evaporation of the liquid. Reference markings on the phantom allow installation of the complete setup, including all predefined phantom positions and measurement grids, by teaching three points. The phantom is compatible with all SPEAG dosimetric probes and dipoles.	
Shell Thickness	2 ± 0.2 mm	
Filling Volume	Approx. 30 liters	
Dimensions	Major axis: 600 mm Minor axis: 400 mm	

DEVICE HOLDER

Construction	The device holder (Supporter) for Notebook is made by POM (polyoxymethylene resin) , which is non-metal and non-conductive. The height can be adjusted to fit varies kind of notebooks.	
		Device Holder

Unless otherwise stated the results shown in this test report refer only to the sample(s) tested and such sample(s) are retained for 90 days only.

除非另有說明，此報告結果僅對測試之樣品負責，同時此樣品僅保留90天。本報告未經本公司書面許可，不可部份複製。

This document is issued by the Company subject to its General Conditions of Service printed overleaf, available on request or accessible at www.sgs.com/terms_and_conditions.htm and for electronic format documents, subject to Terms and Conditions for Electronic Documents at www.sgs.com/terms_e-document.htm. Attention is drawn to the limitation of liability, indemnification and jurisdiction issues defined therein. Any holder of this document is advised that information contained hereon reflects the Company's findings at the time of its intervention only and within the limits of Client's instructions, if any. The Company's sole responsibility is to its Client and this document does not exonerate parties to a transaction from exercising all their rights and obligations under the transaction documents. This document cannot be reproduced except in full, without prior written approval of the Company. Any unauthorized alteration, forgery or falsification of the content or appearance of this document is unlawful and offenders may be prosecuted to the fullest extent of the law.

1.9 SAR System Verification

The microwave circuit arrangement for system verification is sketched in Fig. b. The daily system accuracy verification occurs within the flat section of the SAM phantom. A SAR measurement was performed to see if the measured SAR was within $\pm 10\%$ from the target SAR values. These tests were done at 750/835/1750/1900/2300/2600MHz. The tests were conducted on the same days as the measurement of the DUT. The obtained results from the system accuracy verification are displayed in the table 1 (SAR values are normalized to 1W forward power delivered to the dipole). During the tests, the liquid depth above the ear reference points was $\geq 15 \text{ cm} \pm 5 \text{ mm}$ (frequency $\leq 3 \text{ GHz}$) or $\geq 10 \text{ cm} \pm 5 \text{ mm}$ (frequency $> 3 \text{ GHz}$) in all the cases. It is seen that the system is operating within its specification, as the results are within acceptable tolerance of the reference values.

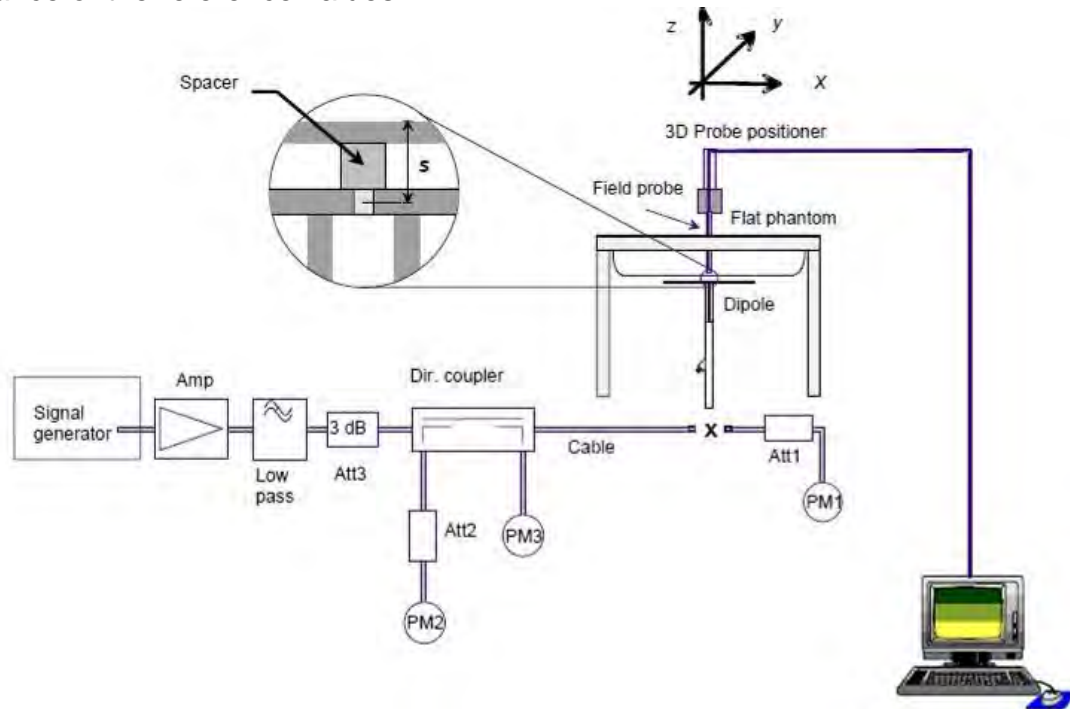


Fig. b The block diagram of system verification

Unless otherwise stated the results shown in this test report refer only to the sample(s) tested and such sample(s) are retained for 90 days only.

除非另有說明，此報告結果僅對測試之樣品負責，同時此樣品僅保留90天。本報告未經本公司書面許可，不可部份複製。

This document is issued by the Company subject to its General Conditions of Service printed overleaf, available on request or accessible at www.sgs.com/terms_and_conditions.htm and for electronic format documents, subject to Terms and Conditions for Electronic Documents at www.sgs.com/terms_e-document.htm. Attention is drawn to the limitation of liability, indemnification and jurisdiction issues defined therein. Any holder of this document is advised that information contained hereon reflects the Company's findings at the time of its intervention only and within the limits of Client's instructions, if any. The Company's sole responsibility is to its Client and this document does not exonerate parties to a transaction from exercising all their rights and obligations under the transaction documents. This document cannot be reproduced except in full, without prior written approval of the Company. Any unauthorized alteration, forgery or falsification of the content or appearance of this document is unlawful and offenders may be prosecuted to the fullest extent of the law.

Validation Kit	S/N	Frequency (MHz)		1W Target SAR-1g (mW/g)	Measured SAR-1g (mW/g)	Measured SAR-1g normalized to 1W (mW/g)	Deviation (%)	Measured Date
D750V3	1015	750	Body	8.76	2.09	8.36	-4.57%	Jun. 01, 2018
D835V2	4d063	835	Body	9.57	2.43	9.72	1.57%	Jun. 04, 2018
D1750V2	1008	1750	Body	36.7	8.89	35.56	-3.11%	Jun. 05, 2018
D1900V2	5d173	1900	Body	40.9	9.65	38.60	-5.62%	Jun. 06, 2018
D2300V2	1023	2300	Body	46.4	12.4	49.60	6.90%	Jun. 07, 2018
D2600V2	1005	2600	Body	55.1	13.8	55.20	0.18%	Jun. 08, 2018

Table 1. Results of system verification

Unless otherwise stated the results shown in this test report refer only to the sample(s) tested and such sample(s) are retained for 90 days only.

除非另有說明，此報告結果僅對測試之樣品負責，同時此樣品僅保留90天。本報告未經本公司書面許可，不可部份複製。

This document is issued by the Company subject to its General Conditions of Service printed overleaf, available on request or accessible at www.sgs.com/terms_and_conditions.htm and for electronic format documents, subject to Terms and Conditions for Electronic Documents at www.sgs.com/terms_e-document.htm. Attention is drawn to the limitation of liability, indemnification and jurisdiction issues defined therein. Any holder of this document is advised that information contained hereon reflects the Company's findings at the time of its intervention only and within the limits of Client's instructions, if any. The Company's sole responsibility is to its Client and this document does not exonerate parties to a transaction from exercising all their rights and obligations under the transaction documents. This document cannot be reproduced except in full, without prior written approval of the Company. Any unauthorized alteration, forgery or falsification of the content or appearance of this document is unlawful and offenders may be prosecuted to the fullest extent of the law.

1.10 Tissue Simulant Fluid for the Frequency Band

The dielectric properties for this Head-simulant fluid were measured by using the Agilent Model 85070E Dielectric Probe (rates frequency band 200 MHz to 20 GHz) in conjunction with Network Analyzer.

All dielectric parameters of tissue simulates were measured within 24 hours of SAR measurements. The measured conductivity and permittivity are all within $\pm 5\%$ of the target values.

Tissue Type	Measurement Date	Measured Frequency (MHz)	Target Dielectric Constant, ϵ_r	Target Conductivity, σ (S/m)	Measured Dielectric Constant, ϵ_r	Measured Conductivity, σ (S/m)	% dev ϵ_r	% dev σ
Body	Jun, 01. 2018	704.00	55.710	0.960	57.805	0.921	-3.76%	4.04%
		707.50	55.697	0.960	57.798	0.924	-3.77%	3.76%
		709.00	55.691	0.960	57.678	0.926	-3.57%	3.56%
		710.00	55.687	0.960	57.668	0.932	-3.56%	2.94%
		711.00	55.683	0.960	57.658	0.935	-3.55%	2.64%
		750.00	55.531	0.963	57.363	0.970	-3.30%	-0.69%
		782.00	55.406	0.966	57.021	1.004	-2.91%	-3.95%
	Jun, 04. 2018	822.50	55.249	0.969	53.066	0.959	3.95%	1.03%
		826.40	55.226	0.959	53.013	0.965	4.01%	-0.58%
		829.00	55.218	0.963	53.009	0.969	4.00%	-0.66%
		831.50	55.214	0.970	52.979	0.971	4.05%	-0.13%
		835.00	55.200	0.970	52.918	0.974	4.13%	-0.41%
		836.50	55.195	0.972	52.916	0.977	4.13%	-0.53%
		836.60	55.194	0.970	52.901	0.979	4.15%	-0.91%
		841.50	55.180	0.978	52.878	0.981	4.17%	-0.31%
		844.00	55.172	0.981	52.839	0.982	4.23%	-0.09%
	846.60	55.164	0.984	52.810	0.985	4.27%	-0.07%	
	Jun, 05. 2018	1712.40	53.531	1.465	54.667	1.412	-2.12%	3.60%
		1720.00	53.511	1.469	54.637	1.423	-2.11%	3.16%
		1732.40	53.478	1.477	54.622	1.429	-2.14%	3.27%
		1732.50	53.478	1.477	54.618	1.432	-2.13%	3.07%
		1745.00	53.445	1.485	54.585	1.441	-2.13%	2.98%
		1750.00	53.432	1.488	54.578	1.443	-2.15%	3.05%
		1752.60	53.425	1.490	54.575	1.445	-2.15%	3.02%
		1770.00	53.379	1.501	54.486	1.460	-2.07%	2.73%

Unless otherwise stated the results shown in this test report refer only to the sample(s) tested and such sample(s) are retained for 90 days only.

除非另有說明，此報告結果僅對測試之樣品負責，同時此樣品僅保留90天。本報告未經本公司書面許可，不可部份複製。

This document is issued by the Company subject to its General Conditions of Service printed overleaf, available on request or accessible at www.sgs.com/terms_and_conditions.htm and for electronic format documents, subject to Terms and Conditions for Electronic Documents at www.sgs.com/terms_e-document.htm. Attention is drawn to the limitation of liability, indemnification and jurisdiction issues defined therein. Any holder of this document is advised that information contained hereon reflects the Company's findings at the time of its intervention only and within the limits of Client's instructions, if any. The Company's sole responsibility is to its Client and this document does not exonerate parties to a transaction from exercising all their rights and obligations under the transaction documents. This document cannot be reproduced except in full, without prior written approval of the Company. Any unauthorized alteration, forgery or falsification of the content or appearance of this document is unlawful and offenders may be prosecuted to the fullest extent of the law.

Tissue Type	Measurement Date	Measured Frequency (MHz)	Target Dielectric Constant, ϵ_r	Target Conductivity, σ (S/m)	Measured Dielectric Constant, ϵ_r	Measured Conductivity, σ (S/m)	% dev ϵ_r	% dev σ
Body	Jun, 06. 2018	1852.40	53.300	1.520	54.284	1.520	-1.85%	0.00%
		1860.00	53.300	1.520	54.256	1.522	-1.79%	-0.13%
		1880.00	53.300	1.520	54.096	1.535	-1.49%	-0.99%
		1882.50	53.300	1.520	54.062	1.535	-1.43%	-0.99%
		1900.00	53.300	1.520	54.032	1.554	-1.37%	-2.24%
		1905.00	53.300	1.520	53.978	1.556	-1.27%	-2.37%
	Jun, 07. 2018	2300.00	52.900	1.807	53.491	1.844	-1.12%	-2.07%
		2310.00	52.887	1.816	53.458	1.851	-1.08%	-1.91%
	Jun, 08. 2018	2506.00	52.629	2.029	51.552	2.127	2.05%	-4.81%
		2510.00	52.624	2.035	51.532	2.136	2.07%	-4.96%
		2535.00	52.592	2.071	51.385	2.169	2.29%	-4.76%
		2549.50	52.573	2.091	51.381	2.191	2.27%	-4.78%
		2560.00	52.560	2.106	51.311	2.204	2.38%	-4.65%
		2580.00	52.535	2.134	51.281	2.231	2.39%	-4.53%
		2593.00	52.518	2.153	51.248	2.246	2.42%	-4.33%
		2595.00	52.515	2.156	51.221	2.249	2.46%	-4.33%
		2600.00	52.509	2.163	51.190	2.255	2.51%	-4.27%
		2610.00	52.496	2.177	51.168	2.269	2.53%	-4.23%
		2636.50	52.466	2.210	51.072	2.302	2.66%	-4.14%
		2680.00	52.407	2.276	50.928	2.369	2.82%	-4.08%

Table 2. Dielectric Parameters of Tissue Simulant Fluid

Unless otherwise stated the results shown in this test report refer only to the sample(s) tested and such sample(s) are retained for 90 days only.

除非另有說明，此報告結果僅對測試之樣品負責，同時此樣品僅保留90天。本報告未經本公司書面許可，不可部份複製。

This document is issued by the Company subject to its General Conditions of Service printed overleaf, available on request or accessible at www.sgs.com/terms_and_conditions.htm and for electronic format documents, subject to Terms and Conditions for Electronic Documents at www.sgs.com/terms_e-document.htm. Attention is drawn to the limitation of liability, indemnification and jurisdiction issues defined therein. Any holder of this document is advised that information contained hereon reflects the Company's findings at the time of its intervention only and within the limits of Client's instructions, if any. The Company's sole responsibility is to its Client and this document does not exonerate parties to a transaction from exercising all their rights and obligations under the transaction documents. This document cannot be reproduced except in full, without prior written approval of the Company. Any unauthorized alteration, forgery or falsification of the content or appearance of this document is unlawful and offenders may be prosecuted to the fullest extent of the law.

The composition of the body tissue simulating liquid:

Frequency (MHz)	Mode	Ingredient						Total amount
		DGMBE	Water	Salt	Preventol D-7	Cellulose	Sugar	
750	Body	—	631.68 g	11.72 g	1.2 g	—	600 g	1.0L(Kg)
850	Body	—	631.68 g	11.72 g	1.2 g	—	600 g	1.0L(Kg)
1750	Body	300.67 g	716.56 g	4.0 g	—	—	—	1.0L(Kg)
1900	Body	300.67 g	716.56 g	4.0 g	—	—	—	1.0L(Kg)
2300	Body	301.7ml	698.3ml	—	—	—	—	1.0L(Kg)
2600	Body	301.7ml	698.3ml	—	—	—	—	1.0L(Kg)

Table 3. Recipes for Tissue Simulating Liquid

Unless otherwise stated the results shown in this test report refer only to the sample(s) tested and such sample(s) are retained for 90 days only.

除非另有說明，此報告結果僅對測試之樣品負責，同時此樣品僅保留90天。本報告未經本公司書面許可，不可部份複製。

This document is issued by the Company subject to its General Conditions of Service printed overleaf, available on request or accessible at www.sgs.com/terms_and_conditions.htm and for electronic format documents, subject to Terms and Conditions for Electronic Documents at www.sgs.com/terms_e-document.htm. Attention is drawn to the limitation of liability, indemnification and jurisdiction issues defined therein. Any holder of this document is advised that information contained hereon reflects the Company's findings at the time of its intervention only and within the limits of Client's instructions, if any. The Company's sole responsibility is to its Client and this document does not exonerate parties to a transaction from exercising all their rights and obligations under the transaction documents. This document cannot be reproduced except in full, without prior written approval of the Company. Any unauthorized alteration, forgery or falsification of the content or appearance of this document is unlawful and offenders may be prosecuted to the fullest extent of the law.

1.11 Evaluation Procedures

The entire evaluation of the spatial peak values is performed within the Post-processing engine (SEMCAD). The system always gives the maximum values for the 1 g and 10 g cubes. The algorithm to find the cube with highest averaged SAR is divided into the following stages:

1. The extraction of the measured data (grid and values) from the Zoom Scan.
2. The calculation of the SAR value at every measurement point based on all stored data (A/D values and measurement parameters)
3. The generation of a high-resolution mesh within the measured volume
4. The interpolation of all measured values from the measurement grid to the high-resolution grid
5. The extrapolation of the entire 3-D field distribution to the phantom surface over the distance from sensor to surface
6. The calculation of the averaged SAR within masses of 1g and 10g.

The probe is calibrated at the center of the dipole sensors that is located 1 to 2.7mm away from the probe tip. During measurements, the probe stops shortly above the phantom surface, depending on the probe and the surface detecting system. Both distances are included as parameters in the probe configuration file. The software always knows exactly how far away the measured point is from the surface. As the probe cannot directly measure at the surface, the values between the deepest measured point and the surface must be extrapolated. The angle between the probe axis and the surface normal line is less than 30 degree.

In the Area Scan, the gradient of the interpolation function is evaluated to find all the extreme of the SAR distribution. The uncertainty on the locations of the extreme is less than 1/20 of the grid size. Only local maximum within -2 dB of the global maximum are searched and passed for the Cube Scan measurement. In the Cube Scan, the interpolation function is used to extrapolate the Peak SAR from the lowest measurement points to the inner phantom surface (the extrapolation distance). The uncertainty increases with the extrapolation distance. To keep the uncertainty within 1% for the 1 g and 10 g cubes, the extrapolation distance should not be larger than 5mm.

The maximum search is automatically performed after each area scan measurement. It is based on splines in two or three dimensions. The procedure can find the maximum for most SAR distributions even with relatively large grid spacing. After the area scanning measurement, the probe is automatically moved to a position at the interpolated maximum. The following scan can directly use this position for reference, e.g., for a finer resolution grid or the cube evaluations. The 1g and 10g peak evaluations are only available for the predefined cube 7x7x7 scans. The routines are verified and optimized for the grid dimensions used in

Unless otherwise stated the results shown in this test report refer only to the sample(s) tested and such sample(s) are retained for 90 days only.

除非另有說明，此報告結果僅對測試之樣品負責，同時此樣品僅保留90天。本報告未經本公司書面許可，不可部份複製。

This document is issued by the Company subject to its General Conditions of Service printed overleaf, available on request or accessible at www.sgs.com/terms_and_conditions.htm and for electronic format documents, subject to Terms and Conditions for Electronic Documents at www.sgs.com/terms_e-document.htm. Attention is drawn to the limitation of liability, indemnification and jurisdiction issues defined therein. Any holder of this document is advised that information contained hereon reflects the Company's findings at the time of its intervention only and within the limits of Client's instructions, if any. The Company's sole responsibility is to its Client and this document does not exonerate parties to a transaction from exercising all their rights and obligations under the transaction documents. This document cannot be reproduced except in full, without prior written approval of the Company. Any unauthorized alteration, forgery or falsification of the content or appearance of this document is unlawful and offenders may be prosecuted to the fullest extent of the law.

these cube measurements.

The measured volume of 30x30x30mm contains about 30g of tissue.

The first procedure is an extrapolation (incl. Boundary correction) to get the points between the lowest measured plane and the surface. The next step uses 3D interpolation to get all points within the measured volume. In the last step, a 1g cube is placed numerically into the volume and its averaged SAR is calculated. This cube is moved around until the highest averaged SAR is found. If the highest SAR is found at the edge of the measured volume, the system will issue a warning: higher SAR values might be found outside of the measured volume. In that case the cube measurement can be repeated, using the new interpolated maximum as the center.

1.12 Probe Calibration Procedures

For the calibration of E-field probes in lossy liquids, an electric field with an accurately known field strength must be produced within the measured liquid. For standardization purposes it would be desirable if all measurements which are necessary to assess the correct field strength would be traceable to standardized measurement procedures. In the following two different calibration techniques are summarized:

1.12.1 Transfer Calibration with Temperature Probes

In lossy liquids the specific absorption rate (SAR) is related both to the electric field (E) and the temperature gradient ($\delta T / \delta t$) in the liquid.

$$SAR = \frac{\sigma}{\rho} |E|^2 = c \frac{\delta T}{\delta t}$$

whereby σ is the conductivity, ρ the density and c the heat capacity of the liquid.

Hence, the electric field in lossy liquid can be measured indirectly by measuring the temperature gradient in the liquid. Non-disturbing temperature probes (optical probes or thermistor probes with resistive lines) with high spatial resolution (<1-2 mm) and fast reaction time (<1 s) are available and can be easily calibrated with high precision [1]. The setup and the exciting source have no influence on the calibration; only the relative positioning uncertainties of the standard temperature probe and the E-field probe to be calibrated must be considered. However, several problems limit the available accuracy of probe calibrations with temperature probes:

Unless otherwise stated the results shown in this test report refer only to the sample(s) tested and such sample(s) are retained for 90 days only.
除非另有說明，此報告結果僅對測試之樣品負責，同時此樣品僅保留90天。本報告未經本公司書面許可，不可部份複製。

This document is issued by the Company subject to its General Conditions of Service printed overleaf, available on request or accessible at www.sgs.com/terms_and_conditions.htm and for electronic format documents, subject to Terms and Conditions for Electronic Documents at www.sgs.com/terms_e-document.htm. Attention is drawn to the limitation of liability, indemnification and jurisdiction issues defined therein. Any holder of this document is advised that information contained hereon reflects the Company's findings at the time of its intervention only and within the limits of Client's instructions, if any. The Company's sole responsibility is to its Client and this document does not exonerate parties to a transaction from exercising all their rights and obligations under the transaction documents. This document cannot be reproduced except in full, without prior written approval of the Company. Any unauthorized alteration, forgery or falsification of the content or appearance of this document is unlawful and offenders may be prosecuted to the fullest extent of the law.

1. The temperature gradient is not directly measurable but must be evaluated from temperature measurements at different time steps. Special precaution is necessary to avoid measurement errors caused by temperature gradients due to energy equalizing effects or convection currents in the liquid. Such effects cannot be completely avoided, as the measured field itself destroys the thermal equilibrium in the liquid. With a careful setup these errors can be kept small.
2. The measured volume around the temperature probe is not well defined. It is difficult to calculate the energy transfer from a surrounding gradient temperature field into the probe. These effects must be considered, since temperature probes are calibrated in liquid with homogeneous temperatures. There is no traceable standard for temperature rise measurements.
3. The calibration depends on the assessment of the specific density, the heat capacity and the conductivity of the medium. While the specific density and heat capacity can be measured accurately with standardized procedures ($\sim 2\%$ for c ; much better for ρ), there is no standard for the measurement of the conductivity. Depending on the method and liquid, the error can well exceed $\pm 5\%$.
4. Temperature rise measurements are not very sensitive and therefore are often performed at a higher power level than the E-field measurements. The nonlinearities in the system (e.g., power measurements, different components, etc.) must be considered.

Considering these problems, the possible accuracy of the calibration of E-field probes with temperature gradient measurements in a carefully designed setup is about $\pm 10\%$ (RSS) [2]. Recently, a setup which is a combination of the waveguide techniques and the thermal measurements was presented in [3]. The estimated uncertainty of the setup is $\pm 5\%$ (RSS) when the same liquid is used for the calibration and for actual measurements and $\pm 7-9\%$ (RSS) when not, which is in good agreement with the estimates given in [2].

1.12.2 Calibration with Analytical Fields

In this method a technical setup is used in which the field can be calculated analytically from measurements of other physical magnitudes (e.g., input power). This corresponds to the standard field method for probe calibration in air; however, there is no standard defined for fields in lossy liquids.

When using calculated fields in lossy liquids for probe calibration, several points must be considered in the assessment of the uncertainty:

1. The setup must enable accurate determination of the incident power.

Unless otherwise stated the results shown in this test report refer only to the sample(s) tested and such sample(s) are retained for 90 days only.
除非另有說明，此報告結果僅對測試之樣品負責，同時此樣品僅保留90天。本報告未經本公司書面許可，不可部份複製。

This document is issued by the Company subject to its General Conditions of Service printed overleaf, available on request or accessible at www.sgs.com/terms_and_conditions.htm and for electronic format documents, subject to Terms and Conditions for Electronic Documents at www.sgs.com/terms_e-document.htm. Attention is drawn to the limitation of liability, indemnification and jurisdiction issues defined therein. Any holder of this document is advised that information contained hereon reflects the Company's findings at the time of its intervention only and within the limits of Client's instructions, if any. The Company's sole responsibility is to its Client and this document does not exonerate parties to a transaction from exercising all their rights and obligations under the transaction documents. This document cannot be reproduced except in full, without prior written approval of the Company. Any unauthorized alteration, forgery or falsification of the content or appearance of this document is unlawful and offenders may be prosecuted to the fullest extent of the law.

2. The accuracy of the calculated field strength will depend on the assessment of the dielectric parameters of the liquid.
3. Due to the small wavelength in liquids with high permittivity, even small setups might be above the resonant cutoff frequencies. The field distribution in the setup must be carefully checked for conformity with the theoretical field distribution.

References

1. N. Kuster, Q. Balzano, and J.C. Lin, Eds., *Mobile Communications Safety*, Chapman & Hall, London, 1997.
2. K. Meier, M. Burkhardt, T. Schmid, and N. Kuster, "Broadband calibration of E-field probes in lossy media", *IEEE Transactions on Microwave Theory and Techniques*, vol. 44, no. 10, pp. 1954-1962, Oct. 1996.
3. K. Jokela, P. Hyysalo, and L. Puranen, "Calibration of specific absorption rate (SAR) probes in waveguide at 900 MHz", *IEEE Transactions on Instrumentation and Measurements*, vol. 47, no. 2, pp. 432-438, Apr. 1998.

Unless otherwise stated the results shown in this test report refer only to the sample(s) tested and such sample(s) are retained for 90 days only.
除非另有說明，此報告結果僅對測試之樣品負責，同時此樣品僅保留90天。本報告未經本公司書面許可，不可部份複製。

This document is issued by the Company subject to its General Conditions of Service printed overleaf, available on request or accessible at www.sgs.com/terms_and_conditions.htm and for electronic format documents, subject to Terms and Conditions for Electronic Documents at www.sgs.com/terms_e-document.htm. Attention is drawn to the limitation of liability, indemnification and jurisdiction issues defined therein. Any holder of this document is advised that information contained hereon reflects the Company's findings at the time of its intervention only and within the limits of Client's instructions, if any. The Company's sole responsibility is to its Client and this document does not exonerate parties to a transaction from exercising all their rights and obligations under the transaction documents. This document cannot be reproduced except in full, without prior written approval of the Company. Any unauthorized alteration, forgery or falsification of the content or appearance of this document is unlawful and offenders may be prosecuted to the fullest extent of the law.

1.13 Test Standards and Limits

According to FCC 47CFR §2.1093(d) The limits to be used for evaluation are based generally on criteria published by the American National Standards Institute (ANSI) for localized specific absorption rate (“SAR”) in Section 4.2 of “IEEE Standard for Safety Levels with Respect to Human Exposure to Radio Frequency Electromagnetic Fields, 3 kHz to 300 GHz,” ANSI/IEEE C95.1, By the Institute of Electrical and Electronics Engineers, Inc., New York, New York 10017. These criteria for SAR evaluation are similar to those recommended by the National Council on Radiation Protection and Measurements (NCRP) in “Biological Effects and Exposure Criteria for Radio frequency Electromagnetic Fields,” NCRP Report No. 86, Section 17.4.5. Copyright NCRP, 1986, Bethesda, Maryland 20814. SAR is a measure of the rate of energy absorption due to exposure to an RF transmitting source. SAR values have been related to threshold levels for potential biological hazards. The criteria to be used are specified in paragraphs (d)(1) and (d)(2) of this section and shall apply for portable devices transmitting in the frequency range from 100 kHz to 6 GHz. Portable devices that transmit at frequencies above 6 GHz are to be evaluated in terms of the MPE limits specified in § 1.1310 of this chapter. Measurements and calculations to demonstrate compliance with MPE field strength or power density limits for devices operating above 6 GHz should be made at a minimum distance of 5 cm from the radiating source.

1. Limits for Occupational/Controlled exposure: 0.4 W/kg as averaged over the whole-body and spatial peak SAR not exceeding 8 W/kg as averaged over any 1 gram of tissue (defined as a tissue volume in the shape of a cube). Exceptions are the hands, wrists, feet and ankles where the spatial peak SAR shall not exceed 20 W/kg, as averaged over an 10 grams of tissue (defined as a tissue volume in the shape of a cube).
2. Occupational/Controlled limits apply when persons are exposed as a consequence of their employment provided these persons are fully aware of and exercise control over their exposure. Awareness of exposure can be accomplished by use of warning labels or by specific training or education through appropriate means, such as an RF safety program in a work environment.
3. Limits for General Population/Uncontrolled exposure: 0.08 W/kg as averaged over the whole-body and spatial peak SAR not exceeding 1.6 W/kg as averaged over any 1 gram of tissue (defined as a tissue volume in the shape

Unless otherwise stated the results shown in this test report refer only to the sample(s) tested and such sample(s) are retained for 90 days only.

除非另有說明，此報告結果僅對測試之樣品負責，同時此樣品僅保留90天。本報告未經本公司書面許可，不可部份複製。

This document is issued by the Company subject to its General Conditions of Service printed overleaf, available on request or accessible at www.sgs.com/terms_and_conditions.htm and for electronic format documents, subject to Terms and Conditions for Electronic Documents at www.sgs.com/terms_e-document.htm. Attention is drawn to the limitation of liability, indemnification and jurisdiction issues defined therein. Any holder of this document is advised that information contained hereon reflects the Company's findings at the time of its intervention only and within the limits of Client's instructions, if any. The Company's sole responsibility is to its Client and this document does not exonerate parties to a transaction from exercising all their rights and obligations under the transaction documents. This document cannot be reproduced except in full, without prior written approval of the Company. Any unauthorized alteration, forgery or falsification of the content or appearance of this document is unlawful and offenders may be prosecuted to the fullest extent of the law.

of a cube). Exceptions are the hands, wrists, feet and ankles where the spatial peak SAR shall not exceed 4 W/kg, as averaged over any 10 grams of tissue (defined as a tissue volume in the shape of a cube). General Population/Uncontrolled limits apply when the general public may be exposed, or when persons that are exposed as a consequence of their employment may not be fully aware of the potential for exposure or do not exercise control over their exposure. Warning labels placed on consumer devices such as cellular telephones will not be sufficient reason to allow these devices to be evaluated subject to limits for occupational/controlled exposure in paragraph (d)(1) of this section. (Table 4.)

Human Exposure	Uncontrolled Environment General Population	Controlled Environment Occupational
Spatial Peak SAR (Brain)	1.60 W/Kg	8.00 W/Kg
Spatial Average SAR (Whole Body)	0.08 W/Kg	0.40 W/Kg
Spatial Peak SAR (Hands/Feet/Ankle/Wrist)	4.00 W/Kg	20.00 W/Kg

Table 4. RF exposure limits

Notes:

1. Uncontrolled environments are defined as locations where there is potential exposure of individuals who have no knowledge or control of their potential exposure.
2. Controlled environments are defined as locations where there is potential exposure of individuals who have knowledge of their potential exposure and can exercise control over their exposure.

Unless otherwise stated the results shown in this test report refer only to the sample(s) tested and such sample(s) are retained for 90 days only.

除非另有說明，此報告結果僅對測試之樣品負責，同時此樣品僅保留90天。本報告未經本公司書面許可，不可部份複製。

This document is issued by the Company subject to its General Conditions of Service printed overleaf, available on request or accessible at www.sgs.com/terms_and_conditions.htm and for electronic format documents, subject to Terms and Conditions for Electronic Documents at www.sgs.com/terms_e-document.htm. Attention is drawn to the limitation of liability, indemnification and jurisdiction issues defined therein. Any holder of this document is advised that information contained hereon reflects the Company's findings at the time of its intervention only and within the limits of Client's instructions, if any. The Company's sole responsibility is to its Client and this document does not exonerate parties to a transaction from exercising all their rights and obligations under the transaction documents. This document cannot be reproduced except in full, without prior written approval of the Company. Any unauthorized alteration, forgery or falsification of the content or appearance of this document is unlawful and offenders may be prosecuted to the fullest extent of the law.

2. Summary of Results

WCDMA Band II (without power reduction)

Mode	Position	Distance (mm)	CH	Freq. (MHz)	Max. Rated Avg. Power + Max. Tolerance (dBm)	Measured Avg. Power (dBm)	Scaling	Averaged SAR over 1g (W/kg)		Plot page
								Measured	Reported	
WCDMA Band II	Back side	10	9538	1907.6	24.50	24.10	9.65%	0.158	0.173	-
	Top side	10	9538	1907.6	24.50	24.10	9.65%	0.141	0.155	-
	Bottom side	0	9538	1907.6	24.50	24.10	9.65%	0.003	0.003	-
	Right side	0	9538	1907.6	24.50	24.10	9.65%	0.018	0.020	-
	Left side	0	9538	1907.6	24.50	24.10	9.65%	0.166	0.182	-

WCDMA Band II (with power reduction)

Mode	Position	Distance (mm)	CH	Freq. (MHz)	Max. Rated Avg. Power + Max. Tolerance (dBm)	Measured Avg. Power (dBm)	Scaling	Averaged SAR over 1g (W/kg)		Plot page
								Measured	Reported	
WCDMA Band II	Back side	0	9262	1852.4	21.50	21.40	2.33%	1.140	1.167	259
	Back side*	0	9262	1852.4	21.50	21.40	2.33%	1.120	1.146	-
	Back side	0	9400	1880	21.50	21.36	3.28%	0.575	0.594	-
	Back side	0	9538	1907.6	21.50	21.38	2.80%	0.451	0.464	-
	Top side	0	9262	1852.4	21.50	21.40	2.33%	0.845	0.865	-
	Top side	0	9400	1880	21.50	21.36	3.28%	0.429	0.443	-
	Top side	0	9538	1907.6	21.50	21.38	2.80%	0.413	0.425	-

* - repeated at the highest SAR measurement according to the KDB 865664 D01

Unless otherwise stated the results shown in this test report refer only to the sample(s) tested and such sample(s) are retained for 90 days only.

除非另有說明，此報告結果僅對測試之樣品負責，同時此樣品僅保留90天。本報告未經本公司書面許可，不可部份複製。

This document is issued by the Company subject to its General Conditions of Service printed overleaf, available on request or accessible at www.sgs.com/terms_and_conditions.htm and for electronic format documents, subject to Terms and Conditions for Electronic Documents at www.sgs.com/terms_e-document.htm. Attention is drawn to the limitation of liability, indemnification and jurisdiction issues defined therein. Any holder of this document is advised that information contained hereon reflects the Company's findings at the time of its intervention only and within the limits of Client's instructions, if any. The Company's sole responsibility is to its Client and this document does not exonerate parties to a transaction from exercising all their rights and obligations under the transaction documents. This document cannot be reproduced except in full, without prior written approval of the Company. Any unauthorized alteration, forgery or falsification of the content or appearance of this document is unlawful and offenders may be prosecuted to the fullest extent of the law.

WCDMA Band IV (without power reduction)

Mode	Position	Distance (mm)	CH	Freq. (MHz)	Max. Rated Avg. Power + Max. Tolerance (dBm)	Measured Avg. Power (dBm)	Scaling	Averaged SAR over 1g (W/kg)		Plot page
								Measured	Reported	
WCDMA Band IV	Back side	10	1312	1712.4	24.5	23.79	17.76%	0.787	0.927	-
	Back side	10	1412	1732.4	24.5	23.64	21.90%	0.792	0.965	-
	Back side	10	1513	1752.6	24.5	24.33	3.99%	0.804	0.836	-
	Top side	10	1312	1712.4	24.5	23.79	17.76%	0.914	1.076	-
	Top side	10	1412	1732.4	24.5	23.64	21.90%	0.861	1.050	-
	Top side	10	1513	1752.6	24.5	24.33	3.99%	0.880	0.915	-
	Bottom side	0	1312	1712.4	24.5	23.79	17.76%	0.006	0.007	-
	Right side	0	1412	1732.4	24.5	23.64	21.90%	0.053	0.065	-
	Left side	0	1513	1752.6	24.5	23.79	17.76%	0.192	0.226	-

WCDMA Band IV (with power reduction)

Mode	Position	Distance (mm)	CH	Freq. (MHz)	Max. Rated Avg. Power + Max. Tolerance (dBm)	Measured Avg. Power (dBm)	Scaling	Averaged SAR over 1g (W/kg)		Plot page
								Measured	Reported	
WCDMA Band IV	Back side	0	1312	1712.4	19	18.90	2.33%	1.090	1.115	-
	Back side	0	1412	1732.4	19	18.72	6.66%	1.140	1.216	-
	Back side	0	1513	1752.6	19	18.68	7.65%	1.170	1.259	260
	Back side*	0	1513	1752.6	19	18.68	7.65%	1.140	1.227	-
	Top side	0	1312	1712.4	19	18.90	2.33%	0.739	0.756	-

* - repeated at the highest SAR measurement according to the KDB 865664 D01

Unless otherwise stated the results shown in this test report refer only to the sample(s) tested and such sample(s) are retained for 90 days only.

除非另有說明，此報告結果僅對測試之樣品負責，同時此樣品僅保留90天。本報告未經本公司書面許可，不可部份複製。

This document is issued by the Company subject to its General Conditions of Service printed overleaf, available on request or accessible at www.sgs.com/terms_and_conditions.htm and for electronic format documents, subject to Terms and Conditions for Electronic Documents at www.sgs.com/terms_e-document.htm. Attention is drawn to the limitation of liability, indemnification and jurisdiction issues defined therein. Any holder of this document is advised that information contained hereon reflects the Company's findings at the time of its intervention only and within the limits of Client's instructions, if any. The Company's sole responsibility is to its Client and this document does not exonerate parties to a transaction from exercising all their rights and obligations under the transaction documents. This document cannot be reproduced except in full, without prior written approval of the Company. Any unauthorized alteration, forgery or falsification of the content or appearance of this document is unlawful and offenders may be prosecuted to the fullest extent of the law.

WCDMA Band V (without power reduction)

Mode	Position	Distance (mm)	CH	Freq. (MHz)	Max. Rated Avg. Power + Max. Tolerance (dBm)	Measured Avg. Power (dBm)	Scaling	Averaged SAR over 1g (W/kg)		Plot page
								Measured	Reported	
WCDMA Band V	Back side	10	4183	836.6	24.5	23.83	16.68%	0.642	0.749	-
	Top side	10	4183	836.6	24.5	23.83	16.68%	0.540	0.630	-
	Bottom side	0	4183	836.6	24.5	23.83	16.68%	0.004	0.005	-
	Right side	0	4183	836.6	24.5	23.83	16.68%	0.073	0.085	-
	Left side	0	4183	836.6	24.5	23.83	16.68%	0.045	0.053	-

WCDMA Band V (with power reduction)

Mode	Position	Distance (mm)	CH	Freq. (MHz)	Max. Rated Avg. Power + Max. Tolerance (dBm)	Measured Avg. Power (dBm)	Scaling	Averaged SAR over 1g (W/kg)		Plot page
								Measured	Reported	
WCDMA Band V	Back side	0	4132	826.4	21	20.96	0.93%	0.999	1.008	-
	Back side	0	4183	836.6	21	20.98	0.46%	1.120	1.125	-
	Back side	0	4233	846.6	21	20.84	3.75%	1.160	1.204	261
	Back side*	0	4233	846.6	21	20.84	3.75%	1.150	1.193	-
	Top side	0	4183	836.6	21	20.98	0.46%	0.704	0.707	-

* - repeated at the highest SAR measurement according to the KDB 865664 D01

Unless otherwise stated the results shown in this test report refer only to the sample(s) tested and such sample(s) are retained for 90 days only.

除非另有說明，此報告結果僅對測試之樣品負責，同時此樣品僅保留90天。本報告未經本公司書面許可，不可部份複製。

This document is issued by the Company subject to its General Conditions of Service printed overleaf, available on request or accessible at www.sgs.com/terms_and_conditions.htm and for electronic format documents, subject to Terms and Conditions for Electronic Documents at www.sgs.com/terms_e-document.htm. Attention is drawn to the limitation of liability, indemnification and jurisdiction issues defined therein. Any holder of this document is advised that information contained hereon reflects the Company's findings at the time of its intervention only and within the limits of Client's instructions, if any. The Company's sole responsibility is to its Client and this document does not exonerate parties to a transaction from exercising all their rights and obligations under the transaction documents. This document cannot be reproduced except in full, without prior written approval of the Company. Any unauthorized alteration, forgery or falsification of the content or appearance of this document is unlawful and offenders may be prosecuted to the fullest extent of the law.

LTE FDD Band 2 (without power reduction)

Mode	Bandwidth (MHz)	Modulation	RB Size	RB start	Position	Distance (mm)	CH	Freq. (MHz)	Max. Rated Avg. Power + Max. Tolerance (dBm)	Measured Avg. Power (dBm)	Scaling	Averaged SAR over 1g (W/kg)		Plot page
												Measured	Reported	
LTE Band 2	20MHz	QPSK	1 RB	99	Back side	10	18700	1860	24	23.2	20.23%	0.298	0.358	-
					Top side	10	18700	1860	24	23.2	20.23%	0.352	0.423	-
					Bottom side	0	18700	1860	24	23.2	20.23%	0.002	0.002	-
					Right side	0	18700	1860	24	23.2	20.23%	0.016	0.019	-
					Left side	0	18700	1860	24	23.2	20.23%	0.140	0.168	-
			50 RB	25	Back side	10	18700	1860	23	22.13	22.18%	0.241	0.294	-
					Top side	10	18700	1860	23	22.13	22.18%	0.264	0.323	-
					Bottom side	0	18700	1860	23	22.13	22.18%	0.001	0.001	-
					Right side	0	18700	1860	23	22.13	22.18%	0.013	0.016	-
					Left side	0	18700	1860	23	22.13	22.18%	0.107	0.131	-
			100 RB		Back side	10	18700	1860	23	22.00	25.89%	0.238	0.300	-
					Top side	10	18700	1860	23	22.00	25.89%	0.247	0.311	-
					Bottom side	0	18700	1860	23	22.00	25.89%	0.001	0.001	-
					Right side	0	18700	1860	23	22.00	25.89%	0.012	0.015	-
					Left side	0	18700	1860	23	22.00	25.89%	0.108	0.136	-

LTE FDD Band 2 (with power reduction)

Mode	Bandwidth (MHz)	Modulation	RB Size	RB start	Position	Distance (mm)	CH	Freq. (MHz)	Max. Rated Avg. Power + Max. Tolerance (dBm)	Measured Avg. Power (dBm)	Scaling	Averaged SAR over 1g (W/kg)		Plot page
												Measured	Reported	
LTE Band 2	20MHz	QPSK	1 RB	50	Back side	0	19100	1900	21.5	21.41	2.09%	0.554	0.566	-
					Back side	0	19100	1900	21.5	21.49	0.23%	0.971	0.973	-
					Back side	0	18900	1880	21.5	21.42	1.86%	0.665	0.677	-
					Top side	0	19100	1900	21.5	21.49	0.23%	0.774	0.776	-
					Bottom side	0	19100	1900	21.5	21.49	0.23%	0.774	0.776	-
			50 RB	25	Back side	0	18700	1860	21.5	21.10	9.65%	1.070	1.173	-
					Top side	0	18700	1860	21.5	21.10	9.65%	0.765	0.839	-
					Back side	0	18900	1880	21.5	20.94	13.76%	0.740	0.842	-
					Back side	0	19100	1900	21.5	20.93	14.02%	0.565	0.644	-
					Top side	0	18900	1880	21.5	20.94	13.76%	0.552	0.628	-
			100 RB	50	Top side	0	19100	1900	21.5	20.93	14.02%	0.318	0.363	-
					Back side	0	18700	1860	21.5	21.08	10.15%	1.080	1.190	262
					Back side*	0	18700	1860	21.5	21.08	10.15%	1.060	1.168	-
					Back side	0	18900	1880	21.5	20.96	13.24%	0.752	0.852	-
					Back side	0	19100	1900	21.5	20.93	14.02%	0.573	0.653	-
		Top side	0	18700	1860	21.5	21.08	10.15%	0.814	0.897	-			
		Top side	0	18900	1880	21.5	20.96	13.24%	0.598	0.677	-			
		Top side	0	19100	1900	21.5	20.93	14.02%	0.328	0.374	-			
		Bottom side	0	18700	1860	21.5	21.08	10.15%	0.814	0.897	-			
		Bottom side	0	18900	1880	21.5	20.96	13.24%	0.598	0.677	-			

* - repeated at the highest SAR measurement according to the KDB 865664 D01

Unless otherwise stated the results shown in this test report refer only to the sample(s) tested and such sample(s) are retained for 90 days only.

除非另有說明，此報告結果僅對測試之樣品負責，同時此樣品僅保留90天。本報告未經本公司書面許可，不可部份複製。

This document is issued by the Company subject to its General Conditions of Service printed overleaf, available on request or accessible at www.sgs.com/terms_and_conditions.htm and for electronic format documents, subject to Terms and Conditions for Electronic Documents at www.sgs.com/terms_e-document.htm. Attention is drawn to the limitation of liability, indemnification and jurisdiction issues defined therein. Any holder of this document is advised that information contained hereon reflects the Company's findings at the time of its intervention only and within the limits of Client's instructions, if any. The Company's sole responsibility is to its Client and this document does not exonerate parties to a transaction from exercising all their rights and obligations under the transaction documents. This document cannot be reproduced except in full, without prior written approval of the Company. Any unauthorized alteration, forgery or falsification of the content or appearance of this document is unlawful and offenders may be prosecuted to the fullest extent of the law.

LTE FDD Band 4 (without power reduction)

Mode	Bandwidth (MHz)	Modulation	RB Size	RB start	Position	Distance (mm)	CH	Freq. (MHz)	Max. Rated Avg. Power + Max. Tolerance (dBm)	Measured Avg. Power (dBm)	Scaling	Averaged SAR over 1g (W/kg)		Plot page
												Measured	Reported	
LTE Band 4	20MHz	QPSK	1 RB	50	Back side	10	20050	1720	24	23.13	22.18%	0.742	0.907	-
					Back side	10	20175	1732.5	24	22.85	30.32%	0.690	0.899	-
					Back side	10	20300	1745	24	22.75	33.35%	0.670	0.893	-
					Top side	10	20050	1720	24	23.13	22.18%	0.824	1.007	-
					Top side	10	20175	1732.5	24	22.85	30.32%	0.762	0.993	-
					Top side	10	20300	1745	24	22.75	33.35%	0.740	0.987	-
				Bottom side	0	20050	1720	24	23.13	22.18%	0.003	0.004	-	
				Right side	0	20050	1720	24	23.13	22.18%	0.042	0.051	-	
				Left side	0	20050	1720	24	23.13	22.18%	0.176	0.215	-	
				Back side	10	20175	1732.5	23	21.93	27.94%	0.565	0.723	-	
				Top side	10	20175	1732.5	23	21.93	27.94%	0.641	0.820	-	
				Top side	10	20300	1745	23	21.81	31.52%	0.620	0.815	-	
			Bottom side	0	20175	1732.5	23	21.93	27.94%	0.002	0.003	-		
			Right side	0	20175	1732.5	23	21.93	27.94%	0.031	0.040	-		
			Left side	0	20175	1732.5	23	21.93	27.94%	0.141	0.180	-		
			Top side	10	20050	1720	23	21.82	31.22%	0.604	0.793	-		
			Back side	10	20175	1732.5	23	21.97	26.77%	0.548	0.695	-		
			Top side	10	20050	1720	23	21.95	27.35%	0.630	0.802	-		
			Top side	10	20175	1732.5	23	21.97	26.77%	0.646	0.819	-		
			Top side	10	20300	1745	23	21.79	32.13%	0.611	0.807	-		
			Bottom side	0	20175	1732.5	23	21.97	26.77%	0.002	0.003	-		
			Right side	0	20175	1732.5	23	21.97	26.77%	0.031	0.039	-		
			Left side	0	20175	1732.5	23	21.97	26.77%	0.144	0.183	-		

LTE FDD Band 4 (with power reduction)

Mode	Bandwidth (MHz)	Modulation	RB Size	RB start	Position	Distance (mm)	CH	Freq. (MHz)	Max. Rated Avg. Power + Max. Tolerance (dBm)	Measured Avg. Power (dBm)	Scaling	Averaged SAR over 1g (W/kg)		Plot page
												Measured	Reported	
LTE Band 4	20MHz	QPSK	1 RB	50	Back side	0	20050	1720	19	18.96	0.93%	1.100	1.110	-
					Back side	0	20175	1732.5	19	18.92	1.86%	1.110	1.131	-
					Back side	0	20300	1745	19	18.89	2.57%	1.160	1.190	263
					Back side*	0	20300	1745	19	18.89	2.57%	1.140	1.169	-
					Top side	0	20050	1720	19	18.96	0.93%	0.608	0.614	-
					Back side	0	20175	1732.5	19	18.77	5.44%	1.070	1.128	-
			Back side	0	20300	1745	19	18.72	6.66%	1.110	1.184	-		
			Top side	0	20175	1732.5	19	18.77	5.44%	0.636	0.671	-		
			Back side	0	20050	1720	19	18.68	7.65%	1.090	1.173	-		
			Back side	0	20050	1720	19	18.71	6.91%	1.080	1.155	-		
			Back side	0	20175	1732.5	19	18.72	6.66%	1.100	1.173	-		
			Back side	0	20300	1745	19	18.66	8.14%	1.090	1.179	-		
			Top side	0	20175	1732.5	19	18.72	6.66%	0.656	0.700	-		

* - repeated at the highest SAR measurement according to the KDB 865664 D01

Unless otherwise stated the results shown in this test report refer only to the sample(s) tested and such sample(s) are retained for 90 days only.

除非另有說明，此報告結果僅對測試之樣品負責，同時此樣品僅保留90天。本報告未經本公司書面許可，不可部份複製。

This document is issued by the Company subject to its General Conditions of Service printed overleaf, available on request or accessible at www.sgs.com/terms_and_conditions.htm and for electronic format documents, subject to Terms and Conditions for Electronic Documents at www.sgs.com/terms_e-document.htm. Attention is drawn to the limitation of liability, indemnification and jurisdiction issues defined therein. Any holder of this document is advised that information contained hereon reflects the Company's findings at the time of its intervention only and within the limits of Client's instructions, if any. The Company's sole responsibility is to its Client and this document does not exonerate parties to a transaction from exercising all their rights and obligations under the transaction documents. This document cannot be reproduced except in full, without prior written approval of the Company. Any unauthorized alteration, forgery or falsification of the content or appearance of this document is unlawful and offenders may be prosecuted to the fullest extent of the law.

LTE FDD Band 5 (without power reduction)

Mode	Bandwidth (MHz)	Modulation	RB Size	RB start	Position	Distance (mm)	CH	Freq. (MHz)	Max. Rated Avg. Power + Max. Tolerance (dBm)	Measured Avg. Power (dBm)	Scaling	Averaged SAR over 1g (W/kg)		Plot page	
												Measured	Reported		
LTE Band 5	10MHz	QPSK	1 RB	49	0	Back side	10	20600	844	25	23.43	43.55%	0.656	0.942	-
					25	Back side	10	20450	829	25	23.33	46.89%	0.616	0.905	-
					Back side	10	20525	836.5	25	23.48	41.91%	0.636	0.903	-	
					Top side	10	20525	836.5	25	23.48	41.91%	0.438	0.622	-	
					Bottom side	0	20525	836.5	25	23.48	41.91%	0.048	0.068	-	
					Right side	0	20525	836.5	25	23.48	41.91%	0.089	0.127	-	
			25 RB	12	Left side	0	20525	836.5	25	23.48	41.91%	0.150	0.213	-	
					Back side	10	20600	844	24	22.55	39.64%	0.543	0.758	-	
					Top side	10	20600	844	24	22.55	39.64%	0.385	0.538	-	
					Bottom side	0	20600	844	24	22.55	39.64%	0.035	0.049	-	
					Right side	0	20600	844	24	22.55	39.64%	0.069	0.096	-	
					Left side	0	20600	844	24	22.55	39.64%	0.126	0.176	-	
			50 RB		Back side	10	20600	844	24	22.50	41.25%	0.537	0.759	-	
					Top side	10	20600	844	24	22.50	41.25%	0.371	0.524	-	
					Bottom side	0	20600	844	24	22.50	41.25%	0.032	0.045	-	
					Right side	0	20600	844	24	22.50	41.25%	0.067	0.095	-	
					Left side	0	20600	844	24	22.50	41.25%	0.122	0.172	-	

LTE FDD Band 5 (with power reduction)

Mode	Bandwidth (MHz)	Modulation	RB Size	RB start	Position	Distance (mm)	CH	Freq. (MHz)	Max. Rated Avg. Power + Max. Tolerance (dBm)	Measured Avg. Power (dBm)	Scaling	Averaged SAR over 1g (W/kg)		Plot page	
												Measured	Reported		
LTE Band 5	10MHz	QPSK	1 RB	49	0	Back side	0	20600	844	21	20.93	1.62%	1.100	1.118	-
					25	Back side	0	20450	829	21	20.95	1.16%	0.962	0.973	-
					Back side	0	20525	836.5	21	20.96	0.93%	1.070	1.080	-	
					Top side	0	20525	836.5	21	20.96	0.93%	0.688	0.694	-	
					Back side	0	20450	829	21	20.83	3.99%	0.996	1.036	-	
					Back side	0	20525	836.5	21	20.81	4.47%	1.070	1.118	-	
			25 RB	12	Back side	0	20600	844	21	20.99	0.23%	1.180	1.183	264	
					Back side*	0	20600	844	21	20.99	0.23%	1.170	1.173	-	
					Top side	0	20600	844	21	20.99	0.23%	0.757	0.759	-	
					Back side	0	20450	829	21	20.82	4.23%	0.986	1.028	-	
					Back side	0	20525	836.5	21	20.86	3.28%	1.070	1.105	-	
					Back side	0	20600	844	21	20.91	2.09%	1.150	1.174	-	
			50 RB		Top side	0	20450	829	21	20.82	4.23%	0.605	0.631	-	
					Top side	0	20525	836.5	21	20.86	3.28%	0.704	0.727	-	
					Top side	0	20600	844	21	20.91	2.09%	0.787	0.803	-	

* - repeated at the highest SAR measurement according to the KDB 865664 D01

Unless otherwise stated the results shown in this test report refer only to the sample(s) tested and such sample(s) are retained for 90 days only.

除非另有說明，此報告結果僅對測試之樣品負責，同時此樣品僅保留90天。本報告未經本公司書面許可，不可部份複製。

This document is issued by the Company subject to its General Conditions of Service printed overleaf, available on request or accessible at www.sgs.com/terms_and_conditions.htm and for electronic format documents, subject to Terms and Conditions for Electronic Documents at www.sgs.com/terms_e-document.htm. Attention is drawn to the limitation of liability, indemnification and jurisdiction issues defined therein. Any holder of this document is advised that information contained hereon reflects the Company's findings at the time of its intervention only and within the limits of Client's instructions, if any. The Company's sole responsibility is to its Client and this document does not exonerate parties to a transaction from exercising all their rights and obligations under the transaction documents. This document cannot be reproduced except in full, without prior written approval of the Company. Any unauthorized alteration, forgery or falsification of the content or appearance of this document is unlawful and offenders may be prosecuted to the fullest extent of the law.

LTE FDD Band 7 (without power reduction)

Mode	Bandwidth (MHz)	Modulation	RB Size	RB start	Position	Distance (mm)	CH	Freq. (MHz)	Max. Rated Avg. Power + Max. Tolerance (dBm)	Measured Avg. Power (dBm)	Scaling	Averaged SAR over 1g (W/kg)		Plot page	
												Measured	Reported		
LTE Band 7	20MHz	QPSK	1 RB	0	Back side	10	20850	2510	24	23.67	7.89%	0.240	0.259	-	
					Top side	10	20850	2510	24	23.67	7.89%	0.588	0.634	-	
					Bottom side	0	20850	2510	24	23.67	7.89%	0.031	0.033	-	
					Right side	0	20850	2510	24	23.67	7.89%	0.034	0.036	-	
					Left side	0	20850	2510	24	23.67	7.89%	0.672	0.725	-	
					Left side	0	21350	2560	24	22.96	27.06%	0.525	0.667	-	
				99	Left side	0	21100	2535	24	23.52	11.69%	0.512	0.572	-	
				50 RB	0	Back side	10	20850	2510	23	22.72	6.66%	0.172	0.183	-
						Top side	10	20850	2510	23	22.72	6.66%	0.438	0.467	-
						Bottom side	0	20850	2510	23	22.72	6.66%	0.021	0.022	-
						Right side	0	20850	2510	23	22.72	6.66%	0.022	0.023	-
						Left side	0	20850	2510	23	22.72	6.66%	0.508	0.542	-
			Left side			0	21350	2560	23	21.99	26.18%	0.405	0.511	-	
			100 RB	0	Left side	0	21100	2535	23	22.41	14.55%	0.405	0.464	-	
					Back side	10	20850	2510	23	22.55	10.92%	0.166	0.184	-	
					Top side	10	20850	2510	23	22.55	10.92%	0.433	0.480	-	
					Bottom side	0	20850	2510	23	22.55	10.92%	0.020	0.022	-	
					Right side	0	20850	2510	23	22.55	10.92%	0.019	0.021	-	
					Left side	0	20850	2510	23	22.55	10.92%	0.489	0.542	-	
			100 RB	0	Left side	0	21100	2535	23	22.50	12.20%	0.365	0.410	-	
					Left side	0	21350	2560	23	21.81	31.52%	0.368	0.484	-	

LTE FDD Band 7 (with power reduction)

Mode	Bandwidth (MHz)	Modulation	RB Size	RB start	Position	Distance (mm)	CH	Freq. (MHz)	Max. Rated Avg. Power + Max. Tolerance (dBm)	Measured Avg. Power (dBm)	Scaling	Averaged SAR over 1g (W/kg)		Plot page
												Measured	Reported	
LTE Band 7	20MHz	QPSK	1 RB	0	Back side	0	20850	2510	19.5	19.45	1.16%	0.629	0.636	-
					Top side	0	20850	2510	19.5	19.45	1.16%	1.190	1.204	265
					Top side	0	20850	2510	19.5	19.45	1.16%	1.180	1.194	-
				99	Top side	0	21100	2535	19.5	19.42	1.86%	0.917	0.934	-
					Back side	0	20850	2510	19.5	19.37	3.04%	0.622	0.641	-
					Top side	0	20850	2510	19.5	19.37	3.04%	1.140	1.175	-
			50 RB	0	Top side	0	21350	2560	19.5	19.21	6.91%	0.845	0.903	-
					Top side	0	21100	2535	19.5	19.24	6.17%	0.929	0.986	-
					Back side	0	20850	2510	19.5	19.20	7.15%	0.563	0.603	-
			100 RB	0	Top side	0	20850	2510	19.5	19.20	7.15%	1.070	1.147	-
					Top side	0	21100	2535	19.5	19.11	9.40%	0.940	1.028	-
					Top side	0	21350	2560	19.5	19.15	8.39%	0.853	0.925	-

* - repeated at the highest SAR measurement according to the KDB 865664 D01

Unless otherwise stated the results shown in this test report refer only to the sample(s) tested and such sample(s) are retained for 90 days only.

除非另有說明，此報告結果僅對測試之樣品負責，同時此樣品僅保留90天。本報告未經本公司書面許可，不可部份複製。

This document is issued by the Company subject to its General Conditions of Service printed overleaf, available on request or accessible at www.sgs.com/terms_and_conditions.htm and for electronic format documents, subject to Terms and Conditions for Electronic Documents at www.sgs.com/terms_e-document.htm. Attention is drawn to the limitation of liability, indemnification and jurisdiction issues defined therein. Any holder of this document is advised that information contained hereon reflects the Company's findings at the time of its intervention only and within the limits of Client's instructions, if any. The Company's sole responsibility is to its Client and this document does not exonerate parties to a transaction from exercising all their rights and obligations under the transaction documents. This document cannot be reproduced except in full, without prior written approval of the Company. Any unauthorized alteration, forgery or falsification of the content or appearance of this document is unlawful and offenders may be prosecuted to the fullest extent of the law.

LTE FDD Band 12 (without power reduction)

Mode	Bandwidth (MHz)	Modulation	RB Size	RB start	Position	Distance (mm)	CH	Freq. (MHz)	Max. Rated Avg. Power + Max. Tolerance (dBm)	Measured Avg. Power (dBm)	Scaling	Averaged SAR over 1g (W/kg)		Plot page
												Measured	Reported	
LTE Band 12	10MHz	QPSK	1 RB	49	Back side	10	23095	707.5	24	23.08	23.59%	0.293	0.362	-
					Top side	10	23095	707.5	24	23.08	23.59%	0.268	0.331	-
					Bottom side	0	23095	707.5	24	23.08	23.59%	0.055	0.067	-
					Right side	0	23095	707.5	24	23.08	23.59%	0.043	0.053	-
			25 RB	25	Left side	0	23095	707.5	24	23.08	23.59%	0.156	0.193	-
					Back side	10	23130	711	23	21.96	27.06%	0.246	0.313	-
					Top side	10	23130	711	23	21.96	27.06%	0.208	0.264	-
					Bottom side	0	23130	711	23	21.96	27.06%	0.040	0.051	-
			50 RB		Right side	0	23130	711	23	21.96	27.06%	0.031	0.040	-
					Left side	0	23130	711	23	21.96	27.06%	0.105	0.133	-
					Back side	10	23060	704	23	21.87	29.72%	0.238	0.309	-
					Top side	10	23060	704	23	21.87	29.72%	0.180	0.233	-
			50 RB		Bottom side	0	23060	704	23	21.87	29.72%	0.039	0.050	-
					Right side	0	23060	704	23	21.87	29.72%	0.033	0.043	-
					Left side	0	23060	704	23	21.87	29.72%	0.104	0.135	-
					Left side	0	23060	704	23	21.87	29.72%	0.104	0.135	-

LTE FDD Band 12 (with power reduction)

Mode	Bandwidth (MHz)	Modulation	RB Size	RB start	Position	Distance (mm)	CH	Freq. (MHz)	Max. Rated Avg. Power + Max. Tolerance (dBm)	Measured Avg. Power (dBm)	Scaling	Averaged SAR over 1g (W/kg)		Plot page
												Measured	Reported	
LTE Band 12	10MHz	QPSK	1 RB	0	Back side	0	23130	711	22.5	22.45	1.16%	1.000	1.012	-
					Top side	0	23130	711	22.5	22.45	1.16%	0.814	0.823	-
				49	Back side	0	23060	704	22.5	22.48	0.46%	1.020	1.025	-
					Back side	0	23095	707.5	22.5	22.49	0.23%	1.070	1.072	267
					Back side*	0	23095	707.5	22.5	22.49	0.23%	1.050	1.052	-
					Top side	0	23060	704	22.5	22.48	0.46%	0.781	0.785	-
			25 RB	12	Top side	0	23095	707.5	22.5	22.49	0.23%	0.831	0.833	-
					Back side	0	23060	704	22.5	22.37	3.04%	0.978	1.008	-
				25	Back side	0	23095	707.5	22.5	22.42	1.86%	0.998	1.017	-
					Top side	0	23130	711	22.5	22.48	0.46%	0.851	0.855	-
			50 RB	12	Back side	0	23060	704	22.5	22.42	1.86%	0.994	1.012	-
					Back side	0	23095	707.5	22.5	22.28	5.20%	0.902	0.949	-
				25	Back side	0	23130	711	22.5	22.39	2.57%	0.947	0.971	-
					Top side	0	23060	704	22.5	22.42	1.86%	0.831	0.846	-
				50 RB	Top side	0	23095	707.5	22.5	22.28	5.20%	0.807	0.849	-
					Top side	0	23130	711	22.5	22.39	2.57%	0.810	0.831	-

* - repeated at the highest SAR measurement according to the KDB 865664 D01

Unless otherwise stated the results shown in this test report refer only to the sample(s) tested and such sample(s) are retained for 90 days only.

除非另有說明，此報告結果僅對測試之樣品負責，同時此樣品僅保留90天。本報告未經本公司書面許可，不可部份複製。

This document is issued by the Company subject to its General Conditions of Service printed overleaf, available on request or accessible at www.sgs.com/terms_and_conditions.htm and for electronic format documents, subject to Terms and Conditions for Electronic Documents at www.sgs.com/terms_e-document.htm. Attention is drawn to the limitation of liability, indemnification and jurisdiction issues defined therein. Any holder of this document is advised that information contained hereon reflects the Company's findings at the time of its intervention only and within the limits of Client's instructions, if any. The Company's sole responsibility is to its Client and this document does not exonerate parties to a transaction from exercising all their rights and obligations under the transaction documents. This document cannot be reproduced except in full, without prior written approval of the Company. Any unauthorized alteration, forgery or falsification of the content or appearance of this document is unlawful and offenders may be prosecuted to the fullest extent of the law.

LTE FDD Band 13 (without power reduction)

Mode	Bandwidth (MHz)	Modulation	RB Size	RB start	Position	Distance (mm)	CH	Freq. (MHz)	Max. Rated Avg. Power + Max. Tolerance (dBm)	Measured Avg. Power (dBm)	Scaling	Averaged SAR over 1g (W/kg)		Plot page
												Measured	Reported	
LTE Band 13	10MHz	QPSK	1 RB	0	Back side	10	23230	782	24	22.74	33.66%	0.601	0.803	-
					Top side	10	23230	782	24	22.82	31.22%	0.711	0.933	-
				49	Back side	10	23230	782	24	22.85	30.32%	0.770	1.003	-
					Top side	10	23230	782	24	22.85	30.32%	0.560	0.730	-
					Bottom side	0	23230	782	24	22.85	30.32%	0.045	0.058	-
					Right side	0	23230	782	24	22.85	30.32%	0.024	0.031	-
			25 RB	0	Left side	0	23230	782	24	22.85	30.32%	0.065	0.085	-
					Back side	10	23230	782	23	21.88	29.42%	0.495	0.641	-
				12	Top side	10	23230	782	23	21.86	30.02%	0.493	0.641	-
					Back side	10	23230	782	23	21.96	27.06%	0.636	0.808	-
					Top side	10	23230	782	23	21.96	27.06%	0.445	0.565	-
					Bottom side	0	23230	782	23	21.96	27.06%	0.032	0.041	-
			25	Right side	0	23230	782	23	21.96	27.06%	0.020	0.025	-	
				Left side	0	23230	782	23	21.96	27.06%	0.035	0.044	-	
				50 RB	Back side	10	23230	782	23	22.01	25.60%	0.494	0.620	-
					Top side	10	23230	782	23	22.01	25.60%	0.418	0.525	-
			Bottom side		0	23230	782	23	22.01	25.60%	0.026	0.033	-	
			Right side	0	23230	782	23	22.01	25.60%	0.019	0.024	-		
			Left side	0	23230	782	23	22.01	25.60%	0.025	0.031	-		

LTE FDD Band 13 (with power reduction)

Mode	Bandwidth (MHz)	Modulation	RB Size	RB start	Position	Distance (mm)	CH	Freq. (MHz)	Max. Rated Avg. Power + Max. Tolerance (dBm)	Measured Avg. Power (dBm)	Scaling	Averaged SAR over 1g (W/kg)		Plot page	
												Measured	Reported		
LTE Band 13	10MHz	QPSK	1 RB	0	Back side	0	23230	782	21	20.55	10.92%	1.070	1.187	-	
					Back side	0	23230	782	21	20.84	3.75%	1.030	1.069	-	
				49	Back side	0	23230	782	21	20.97	0.69%	1.060	1.067	-	
					Top side	0	23230	782	21	20.97	0.69%	0.642	0.646	-	
				25 RB	0	Back side	0	23230	782	21	20.76	5.68%	1.140	1.205	268
						Back side*	0	23230	782	21	20.76	5.68%	1.120	1.184	-
			12		Back side	0	23230	782	21	20.78	5.20%	1.120	1.178	-	
			25		Back side	0	23230	782	21	20.81	4.47%	1.130	1.181	-	
				Top side	0	23230	782	21	20.81	4.47%	0.673	0.703	-		
			50 RB	Back side	0	23230	782	21	20.76	5.68%	1.130	1.194	-		
				Top side	0	23230	782	21	20.76	5.68%	0.653	0.690	-		

* - repeated at the highest SAR measurement according to the KDB 865664 D01

Unless otherwise stated the results shown in this test report refer only to the sample(s) tested and such sample(s) are retained for 90 days only.

除非另有說明，此報告結果僅對測試之樣品負責，同時此樣品僅保留90天。本報告未經本公司書面許可，不可部份複製。

This document is issued by the Company subject to its General Conditions of Service printed overleaf, available on request or accessible at www.sgs.com/terms_and_conditions.htm and for electronic format documents, subject to Terms and Conditions for Electronic Documents at www.sgs.com/terms_e-document.htm. Attention is drawn to the limitation of liability, indemnification and jurisdiction issues defined therein. Any holder of this document is advised that information contained hereon reflects the Company's findings at the time of its intervention only and within the limits of Client's instructions, if any. The Company's sole responsibility is to its Client and this document does not exonerate parties to a transaction from exercising all their rights and obligations under the transaction documents. This document cannot be reproduced except in full, without prior written approval of the Company. Any unauthorized alteration, forgery or falsification of the content or appearance of this document is unlawful and offenders may be prosecuted to the fullest extent of the law.

LTE FDD Band 17 (without power reduction)

Mode	Bandwidth (MHz)	Modulation	RB Size	RB start	Position	Distance (mm)	CH	Freq. (MHz)	Max. Rated Avg. Power + Max. Tolerance (dBm)	Measured Avg. Power (dBm)	Scaling	Averaged SAR over 1g (W/kg)		Plot page
												Measured	Reported	
LTE Band 17	10MHz	QPSK	1 RB	25	Back side	10	23800	711	24	23.13	22.18%	0.319	0.390	-
					Top side	10	23800	711	24	23.13	22.18%	0.238	0.291	-
					Bottom side	0	23800	711	24	23.13	22.18%	0.054	0.066	-
					Right side	0	23800	711	24	23.13	22.18%	0.052	0.064	-
					Left side	0	23800	711	24	23.13	22.18%	0.159	0.194	-
			25 RB	25	Back side	10	23800	711	23	21.98	26.47%	0.279	0.353	-
					Top side	10	23800	711	23	21.98	26.47%	0.198	0.250	-
					Bottom side	0	23800	711	23	21.98	26.47%	0.041	0.052	-
					Right side	0	23800	711	23	21.98	26.47%	0.041	0.052	-
					Left side	0	23800	711	23	21.98	26.47%	0.135	0.171	-
			50 RB	25	Back side	10	23800	711	23	21.91	28.53%	0.270	0.347	-
					Top side	10	23800	711	23	21.91	28.53%	0.191	0.245	-
					Bottom side	0	23800	711	23	21.91	28.53%	0.041	0.053	-
					Right side	0	23800	711	23	21.91	28.53%	0.043	0.055	-
					Left side	0	23800	711	23	21.91	28.53%	0.126	0.162	-

LTE FDD Band 17 (with power reduction)

Mode	Bandwidth (MHz)	Modulation	RB Size	RB start	Position	Distance (mm)	CH	Freq. (MHz)	Max. Rated Avg. Power + Max. Tolerance (dBm)	Measured Avg. Power (dBm)	Scaling	Averaged SAR over 1g (W/kg)		Plot page
												Measured	Reported	
LTE Band 17	10MHz	QPSK	1 RB	25	Back side	0	23780	709	22.5	22.42	1.86%	1.070	1.090	-
					Back side	0	23790	710	22.5	22.38	2.80%	1.090	1.121	-
					Back side	0	23800	711	22.5	22.46	0.93%	1.050	1.060	-
					Top side	0	23780	709	22.5	22.42	1.86%	0.826	0.841	-
					Top side	0	23790	710	22.5	22.38	2.80%	0.835	0.858	-
			25 RB	25	Top side	0	23800	711	22.5	22.46	0.93%	0.808	0.815	-
					Back side	0	23780	709	22.5	22.43	1.62%	1.130	1.148	-
					Back side	0	23790	710	22.5	22.41	2.09%	1.150	1.174	269
					Back side*	0	23790	710	22.5	22.41	2.09%	1.120	1.143	-
					Back side	0	23800	711	22.5	22.47	0.69%	0.990	0.997	-
			50 RB	25	Top side	0	23780	709	22.5	22.43	1.62%	0.852	0.866	-
					Top side	0	23790	710	22.5	22.41	2.09%	0.866	0.884	-
					Top side	0	23800	711	22.5	22.47	0.69%	0.869	0.875	-
					Back side	0	23780	709	22.5	22.37	3.04%	1.110	1.144	-
					Back side	0	23790	710	22.5	22.42	1.86%	1.140	1.161	-
			50 RB	25	Back side	0	23800	711	22.5	22.45	1.16%	0.940	0.951	-
					Top side	0	23780	709	22.5	22.37	3.04%	0.876	0.903	-
					Top side	0	23790	710	22.5	22.42	1.86%	0.878	0.894	-
					Top side	0	23800	711	22.5	22.45	1.16%	0.869	0.879	-

* - repeated at the highest SAR measurement according to the KDB 865664 D01

Unless otherwise stated the results shown in this test report refer only to the sample(s) tested and such sample(s) are retained for 90 days only.

除非另有說明，此報告結果僅對測試之樣品負責，同時此樣品僅保留90天。本報告未經本公司書面許可，不可部份複製。

This document is issued by the Company subject to its General Conditions of Service printed overleaf, available on request or accessible at www.sgs.com/terms_and_conditions.htm and for electronic format documents, subject to Terms and Conditions for Electronic Documents at www.sgs.com/terms_e-document.htm. Attention is drawn to the limitation of liability, indemnification and jurisdiction issues defined therein. Any holder of this document is advised that information contained hereon reflects the Company's findings at the time of its intervention only and within the limits of Client's instructions, if any. The Company's sole responsibility is to its Client and this document does not exonerate parties to a transaction from exercising all their rights and obligations under the transaction documents. This document cannot be reproduced except in full, without prior written approval of the Company. Any unauthorized alteration, forgery or falsification of the content or appearance of this document is unlawful and offenders may be prosecuted to the fullest extent of the law.

LTE FDD Band 25 (without power reduction)

Mode	Bandwidth (MHz)	Modulation	RB Size	RB start	Position	Distance (mm)	CH	Freq. (MHz)	Max. Rated Avg. Power + Max. Tolerance (dBm)	Measured Avg. Power (dBm)	Scaling	Averaged SAR over 1g (W/kg)		Plot page
												Measured	Reported	
LTE Band 25	20MHz	QPSK	1 RB	99	Back side	10	26365	1882.5	24	23.24	19.12%	0.164	0.195	-
					Top side	10	26365	1882.5	24	23.24	19.12%	0.204	0.243	-
					Bottom side	0	26365	1882.5	24	23.24	19.12%	0.003	0.004	-
					Right side	0	26365	1882.5	24	23.24	19.12%	0.015	0.018	-
			Left side	0	26365	1882.5	24	23.24	19.12%	0.122	0.145	-		
			50 RB	0	Back side	10	26590	1905	23	22.10	23.03%	0.134	0.165	-
					Top side	10	26590	1905	23	22.10	23.03%	0.188	0.231	-
					Bottom side	0	26590	1905	23	22.10	23.03%	0.002	0.002	-
					Right side	0	26590	1905	23	22.10	23.03%	0.013	0.016	-
			Left side	0	26590	1905	23	22.10	23.03%	0.104	0.128	-		
			100 RB	0	Back side	10	26365	1882.5	23	21.99	26.18%	0.158	0.199	-
					Top side	10	26365	1882.5	23	21.99	26.18%	0.208	0.262	-
					Bottom side	0	26365	1882.5	23	21.99	26.18%	0.002	0.003	-
					Right side	0	26365	1882.5	23	21.99	26.18%	0.011	0.014	-
			Left side	0	26365	1882.5	23	21.99	26.18%	0.108	0.136	-		

LTE FDD Band 25 (with power reduction)

Mode	Bandwidth (MHz)	Modulation	RB Size	RB start	Position	Distance (mm)	CH	Freq. (MHz)	Max. Rated Avg. Power + Max. Tolerance (dBm)	Measured Avg. Power (dBm)	Scaling	Averaged SAR over 1g (W/kg)		Plot page
												Measured	Reported	
LTE Band 25	20MHz	QPSK	1 RB	99	Back side	0	26590	1905	21.5	21.26	5.68%	0.512	0.541	-
					Back side	0	26140	1860	21.5	21.48	0.46%	1.020	1.025	-
					Back side	0	26140	1860	21.5	21.44	1.39%	0.625	0.634	-
					Top side	0	26365	1882.5	21.5	21.48	0.46%	0.762	0.766	-
			50 RB	50	Back side	0	26590	1905	21.5	21.14	8.64%	0.535	0.581	-
					Top side	0	26590	1905	21.5	21.14	8.64%	0.288	0.313	-
					Back side	0	26140	1860	21.5	21.12	9.14%	1.090	1.190	-
					Back side	0	26365	1882.5	21.5	20.97	12.98%	0.673	0.760	-
			100 RB	0	Top side	0	26140	1860	21.5	21.12	9.14%	0.821	0.896	-
					Top side	0	26365	1882.5	21.5	20.97	12.98%	0.468	0.529	-
					Back side	0	26140	1860	21.5	21.22	6.66%	1.140	1.216	270
					Back side*	0	26140	1860	21.5	21.22	6.66%	1.120	1.195	-
					Back side	0	26365	1882.5	21.5	21.33	3.99%	0.711	0.739	-
					Back side	0	26590	1905	21.5	20.97	12.98%	0.550	0.621	-
					Top side	0	26140	1860	21.5	21.22	6.66%	0.844	0.900	-
					Top side	0	26365	1882.5	21.5	21.33	3.99%	0.580	0.603	-
			Top side	0	26590	1905	21.5	20.97	12.98%	0.325	0.367	-		

* - repeated at the highest SAR measurement according to the KDB 865664 D01

Unless otherwise stated the results shown in this test report refer only to the sample(s) tested and such sample(s) are retained for 90 days only.

除非另有說明，此報告結果僅對測試之樣品負責，同時此樣品僅保留90天。本報告未經本公司書面許可，不可部份複製。

This document is issued by the Company subject to its General Conditions of Service printed overleaf, available on request or accessible at www.sgs.com/terms_and_conditions.htm and for electronic format documents, subject to Terms and Conditions for Electronic Documents at www.sgs.com/terms_e-document.htm. Attention is drawn to the limitation of liability, indemnification and jurisdiction issues defined therein. Any holder of this document is advised that information contained hereon reflects the Company's findings at the time of its intervention only and within the limits of Client's instructions, if any. The Company's sole responsibility is to its Client and this document does not exonerate parties to a transaction from exercising all their rights and obligations under the transaction documents. This document cannot be reproduced except in full, without prior written approval of the Company. Any unauthorized alteration, forgery or falsification of the content or appearance of this document is unlawful and offenders may be prosecuted to the fullest extent of the law.

LTE FDD Band 26 (without power reduction)

Mode	Bandwidth (MHz)	Modulation	RB Size	RB start	Position	Distance (mm)	CH	Freq. (MHz)	Max. Rated Avg. Power + Max. Tolerance (dBm)	Measured Avg. Power (dBm)	Scaling	Averaged SAR over 1g (W/kg)		Plot page
												Measured	Reported	
LTE Band 26	15MHz	QPSK	1 RB	36	Back side	10	26825	822.5	24	22.82	31.22%	0.544	0.714	-
					Back side	10	26865	831.5	24	22.89	29.12%	0.677	0.874	-
					Back side	10	26965	841.5	24	22.96	27.06%	0.678	0.861	-
					Top side	10	26965	841.5	24	22.96	27.06%	0.378	0.480	-
					Bottom side	0	26965	841.5	24	22.96	27.06%	0.044	0.055	-
					Right side	0	26965	841.5	24	22.96	27.06%	0.045	0.058	-
			36 RB	0	Left side	0	26965	841.5	24	22.96	27.06%	0.266	0.338	-
					Back side	10	26965	841.5	23	22.03	25.03%	0.488	0.610	-
					Top side	10	26965	841.5	23	22.03	25.03%	0.330	0.413	-
					Bottom side	0	26965	841.5	23	22.03	25.03%	0.036	0.045	-
					Right side	0	26965	841.5	23	22.03	25.03%	0.032	0.040	-
					Left side	0	26965	841.5	23	22.03	25.03%	0.206	0.258	-
			75 RB	0	Back side	10	26825	822.5	23	21.89	29.12%	0.474	0.612	-
					Top side	10	26825	822.5	23	21.89	29.12%	0.324	0.418	-
					Bottom side	0	26825	822.5	23	21.89	29.12%	0.034	0.044	-
					Right side	0	26825	822.5	23	21.89	29.12%	0.034	0.044	-
					Left side	0	26825	822.5	23	21.89	29.12%	0.208	0.269	-
					Left side	0	26825	822.5	23	21.89	29.12%	0.208	0.269	-

LTE FDD Band 26 (with power reduction)

Mode	Bandwidth (MHz)	Modulation	RB Size	RB start	Position	Distance (mm)	CH	Freq. (MHz)	Max. Rated Avg. Power + Max. Tolerance (dBm)	Measured Avg. Power (dBm)	Scaling	Averaged SAR over 1g (W/kg)		Plot page
												Measured	Reported	
LTE Band 26	15MHz	QPSK	1 RB	36	Back side	0	26825	822.5	21	20.93	1.62%	0.984	1.000	-
					Back side	0	26865	831.5	21	20.85	3.51%	1.020	1.056	-
					Back side	0	26965	841.5	21	20.99	0.23%	1.070	1.072	-
					Top side	0	26965	841.5	21	20.99	0.23%	0.719	0.721	-
					Back side	0	26965	841.5	21	20.92	1.86%	1.070	1.090	-
					Top side	0	26965	841.5	21	20.92	1.86%	0.711	0.724	-
			36 RB	0	Back side	0	26825	822.5	21	20.88	2.80%	1.010	1.038	-
					Back side	0	26865	831.5	21	20.84	3.75%	1.030	1.069	-
					Back side	0	26825	822.5	21	20.82	4.23%	0.993	1.035	-
					Back side	0	26865	831.5	21	20.78	5.20%	1.040	1.094	-
					Back side	0	26965	841.5	21	20.80	4.71%	1.130	1.183	271
					Back side*	0	26965	841.5	21	20.80	4.71%	1.110	1.162	-
			75 RB	0	Top side	0	26825	822.5	21	20.82	4.23%	0.656	0.684	-
					Top side	0	26825	822.5	21	20.82	4.23%	0.656	0.684	-
					Top side	0	26825	822.5	21	20.82	4.23%	0.656	0.684	-
					Top side	0	26825	822.5	21	20.82	4.23%	0.656	0.684	-
					Top side	0	26825	822.5	21	20.82	4.23%	0.656	0.684	-
					Top side	0	26825	822.5	21	20.82	4.23%	0.656	0.684	-

* - repeated at the highest SAR measurement according to the KDB 865664 D01

Unless otherwise stated the results shown in this test report refer only to the sample(s) tested and such sample(s) are retained for 90 days only.

除非另有說明，此報告結果僅對測試之樣品負責，同時此樣品僅保留90天。本報告未經本公司書面許可，不可部份複製。

This document is issued by the Company subject to its General Conditions of Service printed overleaf, available on request or accessible at www.sgs.com/terms_and_conditions.htm and for electronic format documents, subject to Terms and Conditions for Electronic Documents at www.sgs.com/terms_e-document.htm. Attention is drawn to the limitation of liability, indemnification and jurisdiction issues defined therein. Any holder of this document is advised that information contained hereon reflects the Company's findings at the time of its intervention only and within the limits of Client's instructions, if any. The Company's sole responsibility is to its Client and this document does not exonerate parties to a transaction from exercising all their rights and obligations under the transaction documents. This document cannot be reproduced except in full, without prior written approval of the Company. Any unauthorized alteration, forgery or falsification of the content or appearance of this document is unlawful and offenders may be prosecuted to the fullest extent of the law.

LTE FDD Band 30 (without power reduction)

Mode	Bandwidth (MHz)	Modulation	RB Size	RB start	Position	Distance (mm)	CH	Freq. (MHz)	Max. Rated Avg. Power + Max. Tolerance (dBm)	Measured Avg. Power (dBm)	Scaling	Averaged SAR over 1g (W/kg)		Plot page
												Measured	Reported	
LTE Band 30	10MHz	QPSK	1 RB	49	Back side	10	27710	2310	24	22.79	32.13%	0.197	0.260	-
					Top side	10	27710	2310	24	22.79	32.13%	0.259	0.342	-
					Bottom side	0	27710	2310	24	22.79	32.13%	0.010	0.013	-
					Right side	0	27710	2310	24	22.79	32.13%	0.007	0.009	-
					Left side	0	27710	2310	24	22.79	32.13%	0.352	0.465	-
			25 RB	25	Back side	10	27710	2310	23	21.99	26.18%	0.158	0.199	-
					Top side	10	27710	2310	23	21.99	26.18%	0.225	0.284	-
					Bottom side	0	27710	2310	23	21.99	26.18%	0.010	0.013	-
					Right side	0	27710	2310	23	21.99	26.18%	0.005	0.006	-
					Left side	0	27710	2310	23	21.99	26.18%	0.288	0.363	-
			50 RB		Back side	10	27710	2310	23	21.91	28.53%	0.161	0.207	-
					Top side	10	27710	2310	23	21.91	28.53%	0.251	0.323	-
					Bottom side	0	27710	2310	23	21.91	28.53%	0.009	0.012	-
					Right side	0	27710	2310	23	21.91	28.53%	0.005	0.006	-
					Left side	0	27710	2310	23	21.91	28.53%	0.281	0.361	-

LTE FDD Band 30 (with power reduction)

Mode	Bandwidth (MHz)	Modulation	RB Size	RB start	Position	Distance (mm)	CH	Freq. (MHz)	Max. Rated Avg. Power + Max. Tolerance (dBm)	Measured Avg. Power (dBm)	Scaling	Averaged SAR over 1g (W/kg)		Plot page	
												Measured	Reported		
LTE Band 30	10MHz	QPSK	1 RB	0	Top side	0	27710	2310	22	21.96	0.93%	1.050	1.060	-	
					25	Top side	0	27710	2310	22	21.59	9.90%	1.020	1.121	-
						Back side	0	27710	2310	22	21.99	0.23%	0.484	0.485	-
					49	Top side	0	27710	2310	22	21.99	0.23%	1.080	1.082	-
						0	Top side	0	27710	2310	22	21.89	2.57%	1.090	1.118
			25 RB	12	Top side	0	27710	2310	22	21.88	2.80%	1.070	1.100	-	
					25	Back side	0	27710	2310	22	21.90	2.33%	0.472	0.483	-
						Top side	0	27710	2310	22	21.90	2.33%	1.100	1.126	-
			50 RB		Back side	0	27710	2310	22	21.89	2.57%	0.466	0.478	-	
					Top side	0	27710	2310	22	21.89	2.57%	1.110	1.138	272	
					Top side*	0	27710	2310	22	21.89	2.57%	1.100	1.128	-	

* - repeated at the highest SAR measurement according to the KDB 865664 D01

Unless otherwise stated the results shown in this test report refer only to the sample(s) tested and such sample(s) are retained for 90 days only.

除非另有說明，此報告結果僅對測試之樣品負責，同時此樣品僅保留90天。本報告未經本公司書面許可，不可部份複製。

This document is issued by the Company subject to its General Conditions of Service printed overleaf, available on request or accessible at www.sgs.com/terms_and_conditions.htm and for electronic format documents, subject to Terms and Conditions for Electronic Documents at www.sgs.com/terms_e-document.htm. Attention is drawn to the limitation of liability, indemnification and jurisdiction issues defined therein. Any holder of this document is advised that information contained hereon reflects the Company's findings at the time of its intervention only and within the limits of Client's instructions, if any. The Company's sole responsibility is to its Client and this document does not exonerate parties to a transaction from exercising all their rights and obligations under the transaction documents. This document cannot be reproduced except in full, without prior written approval of the Company. Any unauthorized alteration, forgery or falsification of the content or appearance of this document is unlawful and offenders may be prosecuted to the fullest extent of the law.

LTE TDD Band 38 (without power reduction)

Mode	Bandwidth (MHz)	Modulation	RB Size	RB start	Position	Distance (mm)	CH	Freq. (MHz)	Max. Rated Avg. Power + Max. Tolerance (dBm)	Measured Avg. Power (dBm)	Scaling	Averaged SAR over 1g (W/kg)		Plot page
												Measured	Reported	
LTE Band 38	20MHz	QPSK	1 RB	0	Back side	10	37850	2580	24	23.04	24.74%	0.100	0.125	-
					Top side	10	37850	2580	24	23.04	24.74%	0.172	0.215	-
					Bottom side	0	37850	2580	24	23.04	24.74%	0.024	0.030	-
					Right side	0	37850	2580	24	23.04	24.74%	0.008	0.010	-
					Left side	0	37850	2580	24	23.04	24.74%	0.330	0.412	-
			50 RB	0	Back side	10	37850	2580	23	21.89	29.12%	0.071	0.091	-
					Top side	10	37850	2580	23	21.89	29.12%	0.125	0.161	-
					Bottom side	0	37850	2580	23	21.89	29.12%	0.018	0.023	-
					Right side	0	37850	2580	23	21.89	29.12%	0.006	0.008	-
					Left side	0	37850	2580	23	21.89	29.12%	0.271	0.350	-
			100 RB	0	Back side	10	37850	2580	23	21.75	33.35%	0.068	0.091	-
					Top side	10	37850	2580	23	21.75	33.35%	0.121	0.161	-
					Bottom side	0	37850	2580	23	21.75	33.35%	0.018	0.024	-
					Right side	0	37850	2580	23	21.75	33.35%	0.006	0.008	-
					Left side	0	37850	2580	23	21.75	33.35%	0.255	0.340	-

LTE TDD Band 38 (with power reduction)

Mode	Bandwidth (MHz)	Modulation	RB Size	RB start	Position	Distance (mm)	CH	Freq. (MHz)	Max. Rated Avg. Power + Max. Tolerance (dBm)	Measured Avg. Power (dBm)	Scaling	Averaged SAR over 1g (W/kg)		Plot page
												Measured	Reported	
LTE Band 38	20MHz	QPSK	1 RB	0	Back side	0	37850	2580	22.5	22.42	1.86%	0.669	0.681	-
					Top side	0	37850	2580	22.5	22.42	1.86%	1.030	1.049	-
					Top side	0	38000	255	22.5	22.18	7.65%	1.057	1.138	-
					Top side	0	38150	2610	22.5	22.18	7.65%	1.120	1.206	273
					Top side*	0	38150	2610	22.5	22.18	7.65%	1.100	1.184	-
			50 RB	0	Back side	0	37850	2580	22.5	21.89	15.08%	0.642	0.739	-
					Top side	0	37850	2580	22.5	21.89	15.08%	0.957	1.101	-
					Top side	0	38000	2595	22.5	21.55	24.45%	0.966	1.202	-
					Top side	0	38150	2610	22.5	21.88	15.35%	1.030	1.188	-
					Back side	0	37850	2580	22.5	21.76	18.58%	0.648	0.768	-
			100 RB	0	Top side	0	37850	2580	22.5	21.76	18.58%	0.938	1.112	-
					Top side	0	38000	2595	22.5	21.54	24.74%	0.952	1.188	-
					Top side	0	38150	2610	22.5	21.75	18.85%	1.010	1.200	-

* - repeated at the highest SAR measurement according to the KDB 865664 D01

Unless otherwise stated the results shown in this test report refer only to the sample(s) tested and such sample(s) are retained for 90 days only.

除非另有說明，此報告結果僅對測試之樣品負責，同時此樣品僅保留90天。本報告未經本公司書面許可，不可部份複製。

This document is issued by the Company subject to its General Conditions of Service printed overleaf, available on request or accessible at www.sgs.com/terms_and_conditions.htm and for electronic format documents, subject to Terms and Conditions for Electronic Documents at www.sgs.com/terms_e-document.htm. Attention is drawn to the limitation of liability, indemnification and jurisdiction issues defined therein. Any holder of this document is advised that information contained hereon reflects the Company's findings at the time of its intervention only and within the limits of Client's instructions, if any. The Company's sole responsibility is to its Client and this document does not exonerate parties to a transaction from exercising all their rights and obligations under the transaction documents. This document cannot be reproduced except in full, without prior written approval of the Company. Any unauthorized alteration, forgery or falsification of the content or appearance of this document is unlawful and offenders may be prosecuted to the fullest extent of the law.

LTE TDD Band 41 (without power reduction)

Mode	Bandwidth (MHz)	Modulation	RB Size	RB start	Position	Distance (mm)	CH	Freq. (MHz)	Max. Rated Avg. Power + Max. Tolerance (dBm)	Measured Avg. Power (dBm)	Scaling	Averaged SAR over 1g (W/kg)		Plot page
												Measured	Reported	
LTE Band 41	20MHz	QPSK	1 RB	50	Back side	10	40620	2593	24	23.18	20.78%	0.095	0.115	-
					Top side	10	40620	2593	24	23.18	20.78%	0.162	0.196	-
					Bottom side	0	40620	2593	24	23.18	20.78%	0.020	0.025	-
					Right side	0	40620	2593	24	23.18	20.78%	0.007	0.008	-
					Left side	0	40620	2593	24	23.18	20.78%	0.314	0.379	-
			50 RB	50	Back side	10	40620	2593	23	22.20	20.23%	0.072	0.087	-
					Top side	10	40620	2593	23	22.20	20.23%	0.124	0.149	-
					Bottom side	0	40620	2593	23	22.20	20.23%	0.015	0.018	-
					Right side	0	40620	2593	23	22.20	20.23%	0.006	0.007	-
					Left side	0	40620	2593	23	22.20	20.23%	0.267	0.321	-
			100 RB	50	Back side	10	40620	2593	23	22.06	24.17%	0.071	0.089	-
					Top side	10	40620	2593	23	22.06	24.17%	0.115	0.143	-
					Bottom side	0	40620	2593	23	22.06	24.17%	0.015	0.018	-
					Right side	0	40620	2593	23	22.06	24.17%	0.006	0.007	-
					Left side	0	40620	2593	23	22.06	24.17%	0.260	0.323	-

LTE TDD Band 41 (with power reduction)

Mode	Bandwidth (MHz)	Modulation	RB Size	RB start	Position	Distance (mm)	CH	Freq. (MHz)	Max. Rated Avg. Power + Max. Tolerance (dBm)	Measured Avg. Power (dBm)	Scaling	Averaged SAR over 1g (W/kg)		Plot page	
												Measured	Reported		
LTE Band 41	20MHz	QPSK	1 RB	0	Back side	0	41055	2636.5	18.5	18.37	3.04%	0.307	0.316	-	
					Back side	0	41490	2680	18.5	18.47	0.69%	0.949	0.956	-	
					Top side	0	41055	2636.5	18.5	18.37	3.04%	0.557	0.574	-	
					Top side	0	41490	2680	18.5	18.47	0.69%	1.200	1.208	275	
					Top side*	0	41490	2680	18.5	18.47	0.69%	1.200	1.208	-	
				50	Back side	0	40185	2549.5	18.5	17.76	18.58%	0.177	0.210	-	
					Back side	0	40620	2593	18.5	18.08	10.15%	0.219	0.241	-	
					Top side	0	40185	2549.5	18.5	17.76	18.58%	0.286	0.339	-	
					Top side	0	40620	2593	18.5	18.08	10.15%	0.344	0.379	-	
					Back side	0	39750	2506	18.5	18.11	9.40%	0.202	0.221	-	
			99	Top side	0	39750	2506	18.5	18.11	9.40%	0.371	0.406	-		
				50 RB	50	Back side	0	40620	2593	18.5	18.28	5.20%	0.210	0.221	-
						Top side	0	40620	2593	18.5	18.28	5.20%	0.370	0.389	-
			100 RB	50	Back side	0	40620	2593	18.5	18.10	9.65%	0.202	0.221	-	
					Top side	0	40620	2593	18.5	18.10	9.65%	0.350	0.384	-	

* - repeated at the highest SAR measurement according to the KDB 865664 D01

Unless otherwise stated the results shown in this test report refer only to the sample(s) tested and such sample(s) are retained for 90 days only.

除非另有說明，此報告結果僅對測試之樣品負責，同時此樣品僅保留90天。本報告未經本公司書面許可，不可部份複製。

This document is issued by the Company subject to its General Conditions of Service printed overleaf, available on request or accessible at www.sgs.com/terms_and_conditions.htm and for electronic format documents, subject to Terms and Conditions for Electronic Documents at www.sgs.com/terms_e-document.htm. Attention is drawn to the limitation of liability, indemnification and jurisdiction issues defined therein. Any holder of this document is advised that information contained hereon reflects the Company's findings at the time of its intervention only and within the limits of Client's instructions, if any. The Company's sole responsibility is to its Client and this document does not exonerate parties to a transaction from exercising all their rights and obligations under the transaction documents. This document cannot be reproduced except in full, without prior written approval of the Company. Any unauthorized alteration, forgery or falsification of the content or appearance of this document is unlawful and offenders may be prosecuted to the fullest extent of the law.

LTE FDD Band 66 (without power reduction)

Mode	Bandwidth (MHz)	Modulation	RB Size	RB start	Position	Distance (mm)	CH	Freq. (MHz)	Max. Rated Avg. Power + Max. Tolerance (dBm)	Measured Avg. Power (dBm)	Scaling	Averaged SAR over 1g (W/kg)		Plot page
												Measured	Reported	
LTE Band 66	20MHz	QPSK	1 RB	50	Back side	10	132072	1720	24	22.77	32.74%	0.622	0.826	-
					Back side	10	132322	1745	24	22.48	41.91%	0.638	0.905	-
					Back side	10	132572	1770	24	22.78	32.43%	0.653	0.865	-
					Top side	10	132072	1720	24	22.77	32.74%	0.651	0.864	-
					Top side	10	132322	1745	24	22.48	41.91%	0.637	0.904	-
					Top side	10	132572	1770	24	22.78	32.43%	0.688	0.911	-
			50 RB	0	Bottom side	0	132572	1770	24	22.78	32.43%	0.009	0.012	-
					Right side	0	132572	1770	24	22.78	32.43%	0.023	0.030	-
					Left side	0	132572	1770	24	22.78	32.43%	0.216	0.286	-
					Back side	10	132572	1770	23	21.83	30.92%	0.542	0.710	-
					Top side	10	132572	1770	23	21.83	30.92%	0.547	0.716	-
					Bottom side	0	132572	1770	23	21.83	30.92%	0.007	0.010	-
			100 RB	0	Right side	0	132572	1770	23	21.83	30.92%	0.019	0.025	-
					Left side	0	132572	1770	23	21.83	30.92%	0.181	0.237	-
					Back side	10	132572	1770	23	21.66	36.14%	0.533	0.726	-
					Top side	10	132572	1770	23	21.66	36.14%	0.532	0.724	-
					Bottom side	0	132572	1770	23	21.66	36.14%	0.007	0.010	-
					Right side	0	132572	1770	23	21.66	36.14%	0.017	0.023	-
				Left side	0	132572	1770	23	21.66	36.14%	0.172	0.234	-	

LTE FDD Band 66 (with power reduction)

Mode	Bandwidth (MHz)	Modulation	RB Size	RB start	Position	Distance (mm)	CH	Freq. (MHz)	Max. Rated Avg. Power + Max. Tolerance (dBm)	Measured Avg. Power (dBm)	Scaling	Averaged SAR over 1g (W/kg)		Plot page		
												Measured	Reported			
LTE Band 66	20MHz	QPSK	1 RB	50	Back side	0	132072	1720	19	18.91	2.09%	1.140	1.164	-		
					Back side	0	132322	1745	19	18.71	6.91%	1.120	1.197	-		
					Back side	0	132572	1770	19	18.98	0.46%	1.160	1.165	-		
			50 RB	0	Top side	0	132572	1770	19	18.98	0.46%	0.630	0.633	-		
					Back side	0	132572	1770	19	18.97	0.69%	1.210	1.218	277		
					Back side*	0	132572	1770	19	18.97	0.69%	1.180	1.188	-		
			100 RB	0	Top side	0	132572	1770	19	18.97	0.69%	0.582	0.586	-		
					Back side	0	132072	1720	19	18.88	2.80%	1.120	1.151	-		
					Back side	0	132322	1745	19	18.74	6.17%	1.120	1.189	-		
					Back side	0	132072	1720	19	18.84	3.75%	1.130	1.172	-		
					Back side	0	132322	1745	19	18.59	9.90%	1.070	1.176	-		
					Back side	0	132572	1770	19	18.85	3.51%	1.150	1.190	-		
							Top side	0	132572	1770	19	18.85	3.51%	0.588	0.609	-

* - repeated at the highest SAR measurement according to the KDB 865664 D01

Unless otherwise stated the results shown in this test report refer only to the sample(s) tested and such sample(s) are retained for 90 days only.

除非另有說明，此報告結果僅對測試之樣品負責，同時此樣品僅保留90天。本報告未經本公司書面許可，不可部份複製。

This document is issued by the Company subject to its General Conditions of Service printed overleaf, available on request or accessible at www.sgs.com/terms_and_conditions.htm and for electronic format documents, subject to Terms and Conditions for Electronic Documents at www.sgs.com/terms_e-document.htm. Attention is drawn to the limitation of liability, indemnification and jurisdiction issues defined therein. Any holder of this document is advised that information contained hereon reflects the Company's findings at the time of its intervention only and within the limits of Client's instructions, if any. The Company's sole responsibility is to its Client and this document does not exonerate parties to a transaction from exercising all their rights and obligations under the transaction documents. This document cannot be reproduced except in full, without prior written approval of the Company. Any unauthorized alteration, forgery or falsification of the content or appearance of this document is unlawful and offenders may be prosecuted to the fullest extent of the law.

Since the RF hardware/software of FCC ID: B94HNI19CZVWP is the same with that of FCC ID: PD98265D2, so WLAN part is refer to the WLAN SAR report of FCC ID: PD98265D2.

WLAN Main Antenna (Test Results from Intel WLAN SAR report)

Antenna	Mode	Position	Distance (mm)	CH	Freq. (MHz)	Max. Rated Avg. Power + Max. Tolerance (dBm)	Measured Avg. Power (dBm)	Scaling	Averaged SAR over 1g (W/kg)		Plot page
									Measured	Reported	
Main	WLAN802.11 b	Back side	0	6	2437	18.5	18.50	100.00%	0.290	0.290	-
		Top side	0	6	2437	18.5	18.50	100.00%	0.350	0.350	-
	WLAN802.11 n(40M) 5.3G	Back side	0	54	5270	15.5	15.5	100.00%	0.890	0.890	-
		Back side	0	62	5310	14.5	14.5	100.00%	0.690	0.690	-
		Top side	0	54	5270	15.5	15.5	100.00%	0.590	0.590	-
	WLAN802.11 ac(80M) 5.6G	Top side	0	54	5270	15.5	15.5	100.00%	0.840	0.840	-
		Back side	0	122	5610	15.5	15.45	101.16%	0.104	0.105	-
		Back side	0	106	5530	13.5	13.41	102.09%	0.610	0.623	-
		Top side	0	122	5610	15.5	15.45	101.16%	0.640	0.647	-
	WLAN802.11 ac(80M) 5.8G	Top side	0	106	5530	13.5	13.41	102.09%	0.840	0.858	-
		Back side	0	138	5690	15.5	15.49	100.23%	1.170	1.173	-
		Back side	0	155	5775	15.5	15.49	100.23%	0.970	0.972	-
		Top side	0	138	5690	15.5	15.49	100.23%	0.650	0.651	-

Unless otherwise stated the results shown in this test report refer only to the sample(s) tested and such sample(s) are retained for 90 days only.

除非另有說明，此報告結果僅對測試之樣品負責，同時此樣品僅保留90天。本報告未經本公司書面許可，不可部份複製。

This document is issued by the Company subject to its General Conditions of Service printed overleaf, available on request or accessible at www.sgs.com/terms_and_conditions.htm and for electronic format documents, subject to Terms and Conditions for Electronic Documents at www.sgs.com/terms_e-document.htm. Attention is drawn to the limitation of liability, indemnification and jurisdiction issues defined therein. Any holder of this document is advised that information contained hereon reflects the Company's findings at the time of its intervention only and within the limits of Client's instructions, if any. The Company's sole responsibility is to its Client and this document does not exonerate parties to a transaction from exercising all their rights and obligations under the transaction documents. This document cannot be reproduced except in full, without prior written approval of the Company. Any unauthorized alteration, forgery or falsification of the content or appearance of this document is unlawful and offenders may be prosecuted to the fullest extent of the law.

WLAN Aux Antenna (Test Results from Intel WLAN SAR report)

Antenna	Mode	Position	Distance (mm)	CH	Freq. (MHz)	Max. Rated Avg. Power + Max. Tolerance (dBm)	Measured Avg. Power (dBm)	Scaling	Averaged SAR over 1g (W/kg)		Plot page
									Measured	Reported	
Aux	WLAN802.11 b	Back side	0	6	2437	18.50	18.50	100.00%	0.270	0.270	-
		Top side	0	6	2437	18.50	18.50	100.00%	0.340	0.340	-
		Right side	0	6	2437	18.50	18.50	100.00%	0.050	0.050	-
	Bluetooth	Back side	0	39	2441	11.50	11.50	100.00%	0.030	0.030	-
		Top side	0	39	2441	11.50	11.50	100.00%	0.040	0.040	-
		Right side	0	39	2441	11.50	11.50	100.00%	0.010	0.010	-
	WLAN802.11 n(40M) 5.3G	Back side	0	54	5270	15.50	15.50	100.00%	0.410	0.410	-
		Top side	0	54	5270	15.50	15.50	100.00%	0.840	0.840	-
		Right side	0	54	5270	15.50	15.50	100.00%	0.060	0.060	-
	WLAN802.11 ac(80M) 5.6G	Back side	0	122	5610	15.50	15.50	100.00%	0.390	0.390	-
		Top side	0	106	5530	14.50	14.50	100.00%	0.610	0.610	-
		Right side	0	122	5610	15.50	15.50	100.00%	0.060	0.060	-
	WLAN802.11 ac(80M) 5.8G	Back side	0	138	5690	15.50	15.50	100.00%	0.400	0.400	-
		Top side	0	138	5690	15.50	15.50	100.00%	0.850	0.850	-
		Top side	0	155	5775	15.50	15.50	100.00%	0.780	0.780	-
Right side		0	138	5690	15.50	15.50	100.00%	0.070	0.070	-	

Unless otherwise stated the results shown in this test report refer only to the sample(s) tested and such sample(s) are retained for 90 days only.

除非另有說明，此報告結果僅對測試之樣品負責，同時此樣品僅保留90天。本報告未經本公司書面許可，不可部份複製。

This document is issued by the Company subject to its General Conditions of Service printed overleaf, available on request or accessible at www.sgs.com/terms_and_conditions.htm and for electronic format documents, subject to Terms and Conditions for Electronic Documents at www.sgs.com/terms_e-document.htm. Attention is drawn to the limitation of liability, indemnification and jurisdiction issues defined therein. Any holder of this document is advised that information contained hereon reflects the Company's findings at the time of its intervention only and within the limits of Client's instructions, if any. The Company's sole responsibility is to its Client and this document does not exonerate parties to a transaction from exercising all their rights and obligations under the transaction documents. This document cannot be reproduced except in full, without prior written approval of the Company. Any unauthorized alteration, forgery or falsification of the content or appearance of this document is unlawful and offenders may be prosecuted to the fullest extent of the law.

3. Simultaneous Transmission Analysis

Simultaneous Transmission Scenarios:

NO.	Simultaneous Transmit Configurations	Body
1	UMTS + 2.4GHz WLAN Main / 2.4GHz WLAN Aux / 2.4GHz MIMO	YES
2	UMTS + 5GHz WLAN Main / 5GHz WLAN Aux / 5GHz MIMO	YES
3	UMTS + BT	YES
4	UMTS + 2.4/5GHz WLAN Main + BT	YES
5	LTE + 2.4GHz WLAN Main / 2.4GHz WLAN Aux / 2.4GHz MIMO	YES
6	LTE + 5GHz WLAN Main / 5GHz WLAN Aux / 5GHz MIMO	YES
7	LTE + BT	YES
8	LTE + 2.4/5GHz WLAN Main + BT	YES

Note :

- 1) WWAN and WLAN may transmit simultaneously.
- 2) Bluetooth and WLAN Aux share the same antenna path.
- 3) Bluetooth can transmit with WLAN Main simultaneously.

Unless otherwise stated the results shown in this test report refer only to the sample(s) tested and such sample(s) are retained for 90 days only.

除非另有說明，此報告結果僅對測試之樣品負責，同時此樣品僅保留90天。本報告未經本公司書面許可，不可部份複製。

This document is issued by the Company subject to its General Conditions of Service printed overleaf, available on request or accessible at www.sgs.com/terms_and_conditions.htm and for electronic format documents, subject to Terms and Conditions for Electronic Documents at www.sgs.com/terms_e-document.htm. Attention is drawn to the limitation of liability, indemnification and jurisdiction issues defined therein. Any holder of this document is advised that information contained hereon reflects the Company's findings at the time of its intervention only and within the limits of Client's instructions, if any. The Company's sole responsibility is to its Client and this document does not exonerate parties to a transaction from exercising all their rights and obligations under the transaction documents. This document cannot be reproduced except in full, without prior written approval of the Company. Any unauthorized alteration, forgery or falsification of the content or appearance of this document is unlawful and offenders may be prosecuted to the fullest extent of the law.

3.1 Estimated SAR calculation

According to KDB447498 D01v06 – When standalone SAR test exclusion applies to an antenna that transmits simultaneously with other antennas, the standalone SAR must be estimated according to following to determine simultaneous transmission SAR test exclusion:

$$\text{Estimated SAR} = \frac{\text{Max. tune up power (mW)}}{\text{Min. test separation distance (mm)}} \times \frac{\sqrt{f(\text{GHz})}}{7.5}$$

If the minimum test separation distance is < 5mm, a distance of 5mm is used for estimated SAR calculation. When the test separation distance is >50mm, the 0.4W/kg is used for SAR-1g.

3.2 SPLSR evaluation and analysis

Per KDB447498D01, when the sum of SAR is larger than the limit, SAR test exclusion is determined by the SAR sum to peak location separation ratio(SPLSR).

The simultaneous transmitting antennas in each operating mode and exposure condition combination must be considered one pair at a time to determine the SAR to peak location separation ratio to qualify for test exclusion.

The ratio is determined by $(\text{SAR1} + \text{SAR2})^{1.5}/R_i$, rounded to two decimal digits, and must be ≤ 0.04 for all antenna pairs in the configuration to qualify for 1-g SAR test exclusion.

SAR1 and SAR2 are the highest reported or estimated SAR for each antenna in the pair, and R_i is the separation distance between the peak SAR locations for the antenna pair in mm.

When standalone test exclusion applies, SAR is estimated; the peak location is assumed to be at the feed-point or geometric center of the antenna.

Unless otherwise stated the results shown in this test report refer only to the sample(s) tested and such sample(s) are retained for 90 days only.
 除非另有說明，此報告結果僅對測試之樣品負責，同時此樣品僅保留90天。本報告未經本公司書面許可，不可部份複製。

This document is issued by the Company subject to its General Conditions of Service printed overleaf, available on request or accessible at www.sgs.com/terms_and_conditions.htm and for electronic format documents, subject to Terms and Conditions for Electronic Documents at www.sgs.com/terms_e-document.htm. Attention is drawn to the limitation of liability, indemnification and jurisdiction issues defined therein. Any holder of this document is advised that information contained hereon reflects the Company's findings at the time of its intervention only and within the limits of Client's instructions, if any. The Company's sole responsibility is to its Client and this document does not exonerate parties to a transaction from exercising all their rights and obligations under the transaction documents. This document cannot be reproduced except in full, without prior written approval of the Company. Any unauthorized alteration, forgery or falsification of the content or appearance of this document is unlawful and offenders may be prosecuted to the fullest extent of the law.

Back side WWAN + 2.4G WLAN

Position	Conditions	Distance (mm)	Max. WWAN	Max. WLAN	Max. WLAN Aux	SAR Sum	SPLSR
Back side	WCDMA Band 2	0	1.167	0.290	0.270	1.727	Analyzed as below
	WCDMA Band 4	0	1.259	0.290	0.270	1.819	Analyzed as below
	WCDMA Band 5	0	1.204	0.290	0.270	1.764	Analyzed as below
	LTE Band 2	0	1.190	0.290	0.270	1.750	Analyzed as below
	LTE Band 4	0	1.190	0.290	0.270	1.750	Analyzed as below
	LTE Band 5	0	1.183	0.290	0.270	1.743	Analyzed as below
	LTE Band 7	0	0.641	0.290	0.270	1.201	Σ SAR<1.6, Not required
	LTE Band 12	0	1.072	0.290	0.270	1.632	Analyzed as below
	LTE Band 13	0	1.205	0.290	0.270	1.765	Analyzed as below
	LTE Band 17	0	1.174	0.290	0.270	1.734	Analyzed as below
	LTE Band 25	0	1.216	0.290	0.270	1.776	Analyzed as below
	LTE Band 26	0	1.183	0.290	0.270	1.743	Analyzed as below
	LTE Band 30	0	0.485	0.290	0.270	1.045	Σ SAR<1.6, Not required
	LTE Band 38	0	0.768	0.290	0.270	1.328	Σ SAR<1.6, Not required
	LTE Band 41	0	0.956	0.290	0.270	1.516	Σ SAR<1.6, Not required
LTE Band 66	0	1.218	0.290	0.270	1.778	Analyzed as below	

Unless otherwise stated the results shown in this test report refer only to the sample(s) tested and such sample(s) are retained for 90 days only.

除非另有說明，此報告結果僅對測試之樣品負責，同時此樣品僅保留90天。本報告未經本公司書面許可，不可部份複製。

This document is issued by the Company subject to its General Conditions of Service printed overleaf, available on request or accessible at www.sgs.com/terms_and_conditions.htm and for electronic format documents, subject to Terms and Conditions for Electronic Documents at www.sgs.com/terms_e-document.htm. Attention is drawn to the limitation of liability, indemnification and jurisdiction issues defined therein. Any holder of this document is advised that information contained hereon reflects the Company's findings at the time of its intervention only and within the limits of Client's instructions, if any. The Company's sole responsibility is to its Client and this document does not exonerate parties to a transaction from exercising all their rights and obligations under the transaction documents. This document cannot be reproduced except in full, without prior written approval of the Company. Any unauthorized alteration, forgery or falsification of the content or appearance of this document is unlawful and offenders may be prosecuted to the fullest extent of the law.

Back side WWAN + 5G WLAN

Position	Conditions	Distance (mm)	Max. WWAN	Max. WLAN	Max. WLAN Aux	SAR Sum	SPLSR
Back side	WCDMA Band 2	0	1.167	1.170	0.410	2.747	Analyzed as below
	WCDMA Band 4	0	1.259	1.170	0.410	2.839	Analyzed as below
	WCDMA Band 5	0	1.204	1.170	0.410	2.784	Analyzed as below
	LTE Band 2	0	1.190	1.170	0.410	2.770	Analyzed as below
	LTE Band 4	0	1.190	1.170	0.410	2.770	Analyzed as below
	LTE Band 5	0	1.183	1.170	0.410	2.763	Analyzed as below
	LTE Band 7	0	0.641	1.170	0.410	2.221	Analyzed as below
	LTE Band 12	0	1.072	1.170	0.410	2.652	Analyzed as below
	LTE Band 13	0	1.205	1.170	0.410	2.785	Analyzed as below
	LTE Band 17	0	1.174	1.170	0.410	2.754	Analyzed as below
	LTE Band 25	0	1.216	1.170	0.410	2.796	Analyzed as below
	LTE Band 26	0	1.183	1.170	0.410	2.763	Analyzed as below
	LTE Band 30	0	0.485	1.170	0.410	2.065	Analyzed as below
	LTE Band 38	0	0.768	1.170	0.410	2.348	Analyzed as below
	LTE Band 41	0	0.956	1.170	0.410	2.536	Analyzed as below
LTE Band 66	0	1.218	1.170	0.410	2.798	Analyzed as below	

Unless otherwise stated the results shown in this test report refer only to the sample(s) tested and such sample(s) are retained for 90 days only.

除非另有說明，此報告結果僅對測試之樣品負責，同時此樣品僅保留90天。本報告未經本公司書面許可，不可部份複製。

This document is issued by the Company subject to its General Conditions of Service printed overleaf, available on request or accessible at www.sgs.com/terms_and_conditions.htm and for electronic format documents, subject to Terms and Conditions for Electronic Documents at www.sgs.com/terms_e-document.htm. Attention is drawn to the limitation of liability, indemnification and jurisdiction issues defined therein. Any holder of this document is advised that information contained hereon reflects the Company's findings at the time of its intervention only and within the limits of Client's instructions, if any. The Company's sole responsibility is to its Client and this document does not exonerate parties to a transaction from exercising all their rights and obligations under the transaction documents. This document cannot be reproduced except in full, without prior written approval of the Company. Any unauthorized alteration, forgery or falsification of the content or appearance of this document is unlawful and offenders may be prosecuted to the fullest extent of the law.

Back side WWAN + 2.4G WLAN Main + BT

Position	Conditions	Distance (mm)	Max. WWAN	Max. WLAN Main	BT	SAR Sum	SPLSR
Back side	WCDMA Band 2	0	1.167	0.290	0.030	1.487	Σ SAR<1.6, Not required
	WCDMA Band 4	0	1.259	0.290	0.030	1.579	Σ SAR<1.6, Not required
	WCDMA Band 5	0	1.204	0.290	0.030	1.524	Σ SAR<1.6, Not required
	LTE Band 2	0	1.190	0.290	0.030	1.510	Σ SAR<1.6, Not required
	LTE Band 4	0	1.190	0.290	0.030	1.510	Σ SAR<1.6, Not required
	LTE Band 5	0	1.183	0.290	0.030	1.503	Σ SAR<1.6, Not required
	LTE Band 7	0	0.641	0.290	0.030	0.961	Σ SAR<1.6, Not required
	LTE Band 12	0	1.072	0.290	0.030	1.392	Σ SAR<1.6, Not required
	LTE Band 13	0	1.205	0.290	0.030	1.525	Σ SAR<1.6, Not required
	LTE Band 17	0	1.174	0.290	0.030	1.494	Σ SAR<1.6, Not required
	LTE Band 25	0	1.216	0.290	0.030	1.536	Σ SAR<1.6, Not required
	LTE Band 26	0	1.183	0.290	0.030	1.503	Σ SAR<1.6, Not required
	LTE Band 30	0	0.485	0.290	0.030	0.805	Σ SAR<1.6, Not required
	LTE Band 38	0	0.768	0.290	0.030	1.088	Σ SAR<1.6, Not required
	LTE Band 41	0	0.956	0.290	0.030	1.276	Σ SAR<1.6, Not required
LTE Band 66	0	1.218	0.290	0.030	1.538	Σ SAR<1.6, Not required	

Unless otherwise stated the results shown in this test report refer only to the sample(s) tested and such sample(s) are retained for 90 days only.

除非另有說明，此報告結果僅對測試之樣品負責，同時此樣品僅保留90天。本報告未經本公司書面許可，不可部份複製。

This document is issued by the Company subject to its General Conditions of Service printed overleaf, available on request or accessible at www.sgs.com/terms_and_conditions.htm and for electronic format documents, subject to Terms and Conditions for Electronic Documents at www.sgs.com/terms_e-document.htm. Attention is drawn to the limitation of liability, indemnification and jurisdiction issues defined therein. Any holder of this document is advised that information contained hereon reflects the Company's findings at the time of its intervention only and within the limits of Client's instructions, if any. The Company's sole responsibility is to its Client and this document does not exonerate parties to a transaction from exercising all their rights and obligations under the transaction documents. This document cannot be reproduced except in full, without prior written approval of the Company. Any unauthorized alteration, forgery or falsification of the content or appearance of this document is unlawful and offenders may be prosecuted to the fullest extent of the law.

Back side WWAN + 5G WLAN Main + BT

Position	Conditions	Distance (mm)	Max. WWAN	Max. WLAN Main	BT	SAR Sum	SPLSR
Back side	WCDMA Band 2	0	1.167	1.170	0.030	2.367	Analyzed as below
	WCDMA Band 4	0	1.259	1.170	0.030	2.459	Analyzed as below
	WCDMA Band 5	0	1.204	1.170	0.030	2.404	Analyzed as below
	LTE Band 2	0	1.190	1.170	0.030	2.390	Analyzed as below
	LTE Band 4	0	1.190	1.170	0.030	2.390	Analyzed as below
	LTE Band 5	0	1.183	1.170	0.030	2.383	Analyzed as below
	LTE Band 7	0	0.641	1.170	0.030	1.841	Analyzed as below
	LTE Band 12	0	1.072	1.170	0.030	2.272	Analyzed as below
	LTE Band 13	0	1.205	1.170	0.030	2.405	Analyzed as below
	LTE Band 17	0	1.174	1.170	0.030	2.374	Analyzed as below
	LTE Band 25	0	1.216	1.170	0.030	2.416	Analyzed as below
	LTE Band 26	0	1.183	1.170	0.030	2.383	Analyzed as below
	LTE Band 30	0	0.485	1.170	0.030	1.685	Analyzed as below
	LTE Band 38	0	0.768	1.170	0.030	1.968	Analyzed as below
LTE Band 41	0	0.956	1.170	0.030	2.156	Analyzed as below	
LTE Band 66	0	1.218	1.170	0.030	2.418	Analyzed as below	

Unless otherwise stated the results shown in this test report refer only to the sample(s) tested and such sample(s) are retained for 90 days only.

除非另有說明，此報告結果僅對測試之樣品負責，同時此樣品僅保留90天。本報告未經本公司書面許可，不可部份複製。

This document is issued by the Company subject to its General Conditions of Service printed overleaf, available on request or accessible at www.sgs.com/terms_and_conditions.htm and for electronic format documents, subject to Terms and Conditions for Electronic Documents at www.sgs.com/terms_e-document.htm. Attention is drawn to the limitation of liability, indemnification and jurisdiction issues defined therein. Any holder of this document is advised that information contained hereon reflects the Company's findings at the time of its intervention only and within the limits of Client's instructions, if any. The Company's sole responsibility is to its Client and this document does not exonerate parties to a transaction from exercising all their rights and obligations under the transaction documents. This document cannot be reproduced except in full, without prior written approval of the Company. Any unauthorized alteration, forgery or falsification of the content or appearance of this document is unlawful and offenders may be prosecuted to the fullest extent of the law.

Back side WWAN + 2.4G WLAN Main

Position	Conditions	SAR Value (W/kg)	Coordinates (mm)			ΣSAR (W/kg)	Peak Location Separation Distance (mm)	SPLSR	Simultaneous Transmission SAR Test
			x	y	z				
Back side	WLAN Main	0.290	92.40	44.20	-1.78	-	-	-	-
	WCDMA Band 2	1.167	98.20	-53.40	-1.39	1.457	97.77	0.018	SPLSR ≤ 0.04,
	WCDMA Band 4	1.259	98.90	-53.70	-1.03	1.549	98.12	0.020	SPLSR ≤ 0.04,
	WCDMA Band 5	1.204	90.40	-54.80	-2.10	1.494	99.02	0.018	SPLSR ≤ 0.04,
	LTE Band 2	1.190	98.20	-56.50	-1.82	1.480	100.87	0.018	SPLSR ≤ 0.04,
	LTE Band 4	1.190	96.70	-53.40	-1.65	1.480	97.69	0.018	SPLSR ≤ 0.04,
	LTE Band 5	1.183	96.70	-54.90	-1.73	1.473	99.19	0.018	SPLSR ≤ 0.04,
	LTE Band 12	1.072	96.70	-50.40	-1.91	1.362	94.70	0.017	SPLSR ≤ 0.04,
	LTE Band 13	1.205	99.80	-61.20	-1.92	1.495	105.66	0.017	SPLSR ≤ 0.04,
	LTE Band 17	1.174	98.20	-50.40	-1.80	1.464	94.78	0.019	SPLSR ≤ 0.04,
	LTE Band 25	1.216	98.20	-53.40	-1.69	1.506	97.77	0.019	SPLSR ≤ 0.04,
	LTE Band 26	1.183	92.00	-54.90	-1.87	1.473	99.10	0.018	SPLSR ≤ 0.04,
LTE Band 66	1.218	96.70	-53.40	-1.59	1.508	97.69	0.019	SPLSR ≤ 0.04,	

Unless otherwise stated the results shown in this test report refer only to the sample(s) tested and such sample(s) are retained for 90 days only.

除非另有說明，此報告結果僅對測試之樣品負責，同時此樣品僅保留90天。本報告未經本公司書面許可，不可部份複製。

This document is issued by the Company subject to its General Conditions of Service printed overleaf, available on request or accessible at www.sgs.com/terms_and_conditions.htm and for electronic format documents, subject to Terms and Conditions for Electronic Documents at www.sgs.com/terms_e-document.htm. Attention is drawn to the limitation of liability, indemnification and jurisdiction issues defined therein. Any holder of this document is advised that information contained hereon reflects the Company's findings at the time of its intervention only and within the limits of Client's instructions, if any. The Company's sole responsibility is to its Client and this document does not exonerate parties to a transaction from exercising all their rights and obligations under the transaction documents. This document cannot be reproduced except in full, without prior written approval of the Company. Any unauthorized alteration, forgery or falsification of the content or appearance of this document is unlawful and offenders may be prosecuted to the fullest extent of the law.

WCDMA Band II + 2.4G WLAN Main



WCDMA Band IV + 2.4G WLAN Main



WCDMA Band V + 2.4G WLAN Main



LTE Band 2 + 2.4G WLAN Main



Unless otherwise stated the results shown in this test report refer only to the sample(s) tested and such sample(s) are retained for 90 days only.

除非另有說明，此報告結果僅對測試之樣品負責，同時此樣品僅保留90天。本報告未經本公司書面許可，不可部份複製。

This document is issued by the Company subject to its General Conditions of Service printed overleaf, available on request or accessible at www.sgs.com/terms_and_conditions.htm and for electronic format documents, subject to Terms and Conditions for Electronic Documents at www.sgs.com/terms_e-document.htm. Attention is drawn to the limitation of liability, indemnification and jurisdiction issues defined therein. Any holder of this document is advised that information contained hereon reflects the Company's findings at the time of its intervention only and within the limits of Client's instructions, if any. The Company's sole responsibility is to its Client and this document does not exonerate parties to a transaction from exercising all their rights and obligations under the transaction documents. This document cannot be reproduced except in full, without prior written approval of the Company. Any unauthorized alteration, forgery or falsification of the content or appearance of this document is unlawful and offenders may be prosecuted to the fullest extent of the law.

LTE Band 4 + 2.4G WLAN Main



LTE Band 5 + 2.4G WLAN Main



LTE Band 7 + 2.4G WLAN Main



LTE Band 12 + 2.4G WLAN Main



Unless otherwise stated the results shown in this test report refer only to the sample(s) tested and such sample(s) are retained for 90 days only.

除非另有說明，此報告結果僅對測試之樣品負責，同時此樣品僅保留90天。本報告未經本公司書面許可，不可部份複製。

This document is issued by the Company subject to its General Conditions of Service printed overleaf, available on request or accessible at www.sgs.com/terms_and_conditions.htm and for electronic format documents, subject to Terms and Conditions for Electronic Documents at www.sgs.com/terms_e-document.htm. Attention is drawn to the limitation of liability, indemnification and jurisdiction issues defined therein. Any holder of this document is advised that information contained hereon reflects the Company's findings at the time of its intervention only and within the limits of Client's instructions, if any. The Company's sole responsibility is to its Client and this document does not exonerate parties to a transaction from exercising all their rights and obligations under the transaction documents. This document cannot be reproduced except in full, without prior written approval of the Company. Any unauthorized alteration, forgery or falsification of the content or appearance of this document is unlawful and offenders may be prosecuted to the fullest extent of the law.

LTE Band 13 + 2.4G WLAN Main



LTE Band 17 + 2.4G WLAN Main



LTE Band 25 + 2.4G WLAN Main



LTE Band 26 + 2.4G WLAN Main



Unless otherwise stated the results shown in this test report refer only to the sample(s) tested and such sample(s) are retained for 90 days only.

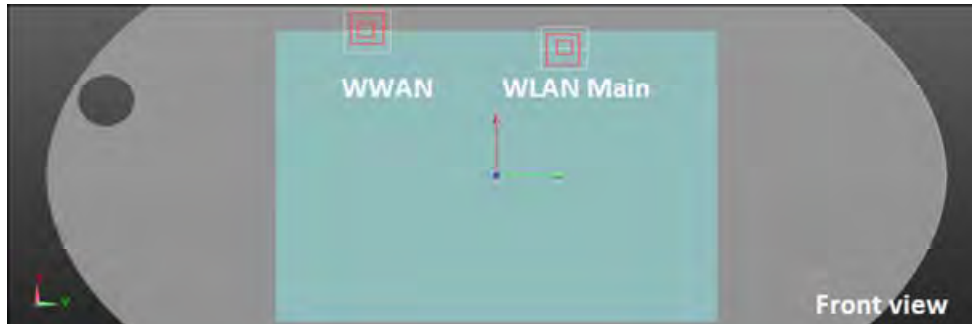
除非另有說明，此報告結果僅對測試之樣品負責，同時此樣品僅保留90天。本報告未經本公司書面許可，不可部份複製。

This document is issued by the Company subject to its General Conditions of Service printed overleaf, available on request or accessible at www.sgs.com/terms_and_conditions.htm and for electronic format documents, subject to Terms and Conditions for Electronic Documents at www.sgs.com/terms_e-document.htm. Attention is drawn to the limitation of liability, indemnification and jurisdiction issues defined therein. Any holder of this document is advised that information contained hereon reflects the Company's findings at the time of its intervention only and within the limits of Client's instructions, if any. The Company's sole responsibility is to its Client and this document does not exonerate parties to a transaction from exercising all their rights and obligations under the transaction documents. This document cannot be reproduced except in full, without prior written approval of the Company. Any unauthorized alteration, forgery or falsification of the content or appearance of this document is unlawful and offenders may be prosecuted to the fullest extent of the law.

LTE Band 30 + 2.4G WLAN Main



LTE Band 38 + 2.4G WLAN Main



LTE Band 41 + 2.4G WLAN Main



LTE Band 66 + 2.4G WLAN Main



Unless otherwise stated the results shown in this test report refer only to the sample(s) tested and such sample(s) are retained for 90 days only.

除非另有說明，此報告結果僅對測試之樣品負責，同時此樣品僅保留90天。本報告未經本公司書面許可，不可部份複製。

This document is issued by the Company subject to its General Conditions of Service printed overleaf, available on request or accessible at www.sgs.com/terms_and_conditions.htm and for electronic format documents, subject to Terms and Conditions for Electronic Documents at www.sgs.com/terms_e-document.htm. Attention is drawn to the limitation of liability, indemnification and jurisdiction issues defined therein. Any holder of this document is advised that information contained hereon reflects the Company's findings at the time of its intervention only and within the limits of Client's instructions, if any. The Company's sole responsibility is to its Client and this document does not exonerate parties to a transaction from exercising all their rights and obligations under the transaction documents. This document cannot be reproduced except in full, without prior written approval of the Company. Any unauthorized alteration, forgery or falsification of the content or appearance of this document is unlawful and offenders may be prosecuted to the fullest extent of the law.

Back side WWAN + 2.4G WLAN Aux

Position	Conditions	SAR Value (W/kg)	Coordinates (cm)			ΣSAR (W/kg)	Peak Location Separation Distance (mm)	SPLSR	Simultaneous Transmission SAR Test
			x	y	z				
Back side	WLAN Aux	0.270	91.40	110.60	-1.75	-	-	-	-
	WCDMA Band 2	1.167	98.20	-53.40	-1.39	1.437	164.14	0.010	SPLSR ≤ 0.04,
	WCDMA Band 4	1.259	98.90	-53.70	-1.03	1.529	164.47	0.011	SPLSR ≤ 0.04,
	WCDMA Band 5	1.204	90.40	-54.80	-2.10	1.474	165.40	0.011	SPLSR ≤ 0.04,
	LTE Band 2	1.190	98.20	-56.50	-1.82	1.460	167.24	0.011	SPLSR ≤ 0.04,
	LTE Band 4	1.190	96.70	-53.40	-1.65	1.460	164.09	0.011	SPLSR ≤ 0.04,
	LTE Band 5	1.183	96.70	-54.90	-1.73	1.453	165.58	0.011	SPLSR ≤ 0.04,
	LTE Band 12	1.072	96.70	-50.40	-1.91	1.342	161.09	0.010	SPLSR ≤ 0.04,
	LTE Band 13	1.205	99.80	-61.20	-1.92	1.475	172.01	0.010	SPLSR ≤ 0.04,
	LTE Band 17	1.174	98.20	-50.40	-1.80	1.444	161.14	0.011	SPLSR ≤ 0.04,
	LTE Band 25	1.216	98.20	-53.40	-1.69	1.486	164.14	0.011	SPLSR ≤ 0.04,
	LTE Band 26	1.183	92.00	-54.90	-1.87	1.453	165.50	0.011	SPLSR ≤ 0.04,
	LTE Band 66	1.218	96.70	-53.40	-1.59	1.488	164.09	0.011	SPLSR ≤ 0.04,

Unless otherwise stated the results shown in this test report refer only to the sample(s) tested and such sample(s) are retained for 90 days only.

除非另有說明，此報告結果僅對測試之樣品負責，同時此樣品僅保留90天。本報告未經本公司書面許可，不可部份複製。

This document is issued by the Company subject to its General Conditions of Service printed overleaf, available on request or accessible at www.sgs.com/terms_and_conditions.htm and for electronic format documents, subject to Terms and Conditions for Electronic Documents at www.sgs.com/terms_e-document.htm. Attention is drawn to the limitation of liability, indemnification and jurisdiction issues defined therein. Any holder of this document is advised that information contained hereon reflects the Company's findings at the time of its intervention only and within the limits of Client's instructions, if any. The Company's sole responsibility is to its Client and this document does not exonerate parties to a transaction from exercising all their rights and obligations under the transaction documents. This document cannot be reproduced except in full, without prior written approval of the Company. Any unauthorized alteration, forgery or falsification of the content or appearance of this document is unlawful and offenders may be prosecuted to the fullest extent of the law.

WCDMA Band II + 2.4G WLAN Aux



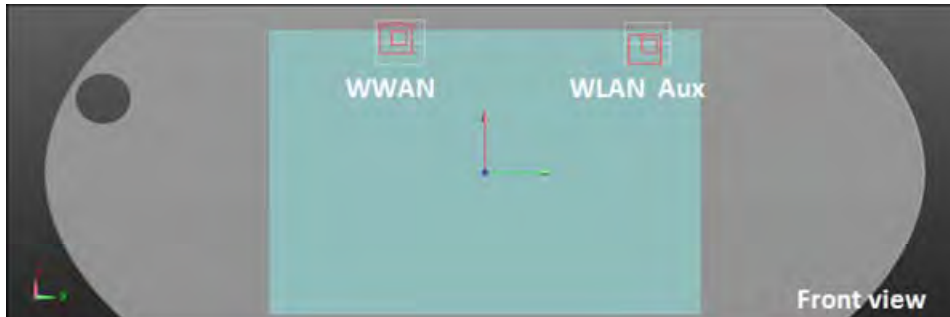
WCDMA Band VI + 2.4G WLAN Aux



WCDMA Band V + 2.4G WLAN Aux



LTE Band 2 + 2.4G WLAN Aux



Unless otherwise stated the results shown in this test report refer only to the sample(s) tested and such sample(s) are retained for 90 days only.

除非另有說明，此報告結果僅對測試之樣品負責，同時此樣品僅保留90天。本報告未經本公司書面許可，不可部份複製。

This document is issued by the Company subject to its General Conditions of Service printed overleaf, available on request or accessible at www.sgs.com/terms_and_conditions.htm and for electronic format documents, subject to Terms and Conditions for Electronic Documents at www.sgs.com/terms_e-document.htm. Attention is drawn to the limitation of liability, indemnification and jurisdiction issues defined therein. Any holder of this document is advised that information contained hereon reflects the Company's findings at the time of its intervention only and within the limits of Client's instructions, if any. The Company's sole responsibility is to its Client and this document does not exonerate parties to a transaction from exercising all their rights and obligations under the transaction documents. This document cannot be reproduced except in full, without prior written approval of the Company. Any unauthorized alteration, forgery or falsification of the content or appearance of this document is unlawful and offenders may be prosecuted to the fullest extent of the law.

LTE Band 4 + 2.4G WLAN Aux



LTE Band 5 + 2.4G WLAN Aux



LTE Band 7 + 2.4G WLAN Aux



LTE Band 12 + 2.4G WLAN Aux



Unless otherwise stated the results shown in this test report refer only to the sample(s) tested and such sample(s) are retained for 90 days only.

除非另有說明，此報告結果僅對測試之樣品負責，同時此樣品僅保留90天。本報告未經本公司書面許可，不可部份複製。

This document is issued by the Company subject to its General Conditions of Service printed overleaf, available on request or accessible at www.sgs.com/terms_and_conditions.htm and for electronic format documents, subject to Terms and Conditions for Electronic Documents at www.sgs.com/terms_e-document.htm. Attention is drawn to the limitation of liability, indemnification and jurisdiction issues defined therein. Any holder of this document is advised that information contained hereon reflects the Company's findings at the time of its intervention only and within the limits of Client's instructions, if any. The Company's sole responsibility is to its Client and this document does not exonerate parties to a transaction from exercising all their rights and obligations under the transaction documents. This document cannot be reproduced except in full, without prior written approval of the Company. Any unauthorized alteration, forgery or falsification of the content or appearance of this document is unlawful and offenders may be prosecuted to the fullest extent of the law.

LTE Band 13 + 2.4G WLAN Aux



LTE Band 17 + 2.4G WLAN Aux



LTE Band 25 + 2.4G WLAN Aux



LTE Band 26 + 2.4G WLAN Aux



Unless otherwise stated the results shown in this test report refer only to the sample(s) tested and such sample(s) are retained for 90 days only.

除非另有說明，此報告結果僅對測試之樣品負責，同時此樣品僅保留90天。本報告未經本公司書面許可，不可部份複製。

This document is issued by the Company subject to its General Conditions of Service printed overleaf, available on request or accessible at www.sgs.com/terms_and_conditions.htm and for electronic format documents, subject to Terms and Conditions for Electronic Documents at www.sgs.com/terms_e-document.htm. Attention is drawn to the limitation of liability, indemnification and jurisdiction issues defined therein. Any holder of this document is advised that information contained hereon reflects the Company's findings at the time of its intervention only and within the limits of Client's instructions, if any. The Company's sole responsibility is to its Client and this document does not exonerate parties to a transaction from exercising all their rights and obligations under the transaction documents. This document cannot be reproduced except in full, without prior written approval of the Company. Any unauthorized alteration, forgery or falsification of the content or appearance of this document is unlawful and offenders may be prosecuted to the fullest extent of the law.

LTE Band 30 + 2.4G WLAN Aux



LTE Band 38 + 2.4G WLAN Aux



LTE Band 41 + 2.4G WLAN Aux



LTE Band 66 + 2.4G WLAN Aux



Unless otherwise stated the results shown in this test report refer only to the sample(s) tested and such sample(s) are retained for 90 days only.

除非另有說明，此報告結果僅對測試之樣品負責，同時此樣品僅保留90天。本報告未經本公司書面許可，不可部份複製。

This document is issued by the Company subject to its General Conditions of Service printed overleaf, available on request or accessible at www.sgs.com/terms_and_conditions.htm and for electronic format documents, subject to Terms and Conditions for Electronic Documents at www.sgs.com/terms_e-document.htm. Attention is drawn to the limitation of liability, indemnification and jurisdiction issues defined therein. Any holder of this document is advised that information contained hereon reflects the Company's findings at the time of its intervention only and within the limits of Client's instructions, if any. The Company's sole responsibility is to its Client and this document does not exonerate parties to a transaction from exercising all their rights and obligations under the transaction documents. This document cannot be reproduced except in full, without prior written approval of the Company. Any unauthorized alteration, forgery or falsification of the content or appearance of this document is unlawful and offenders may be prosecuted to the fullest extent of the law.

Back side WWAN + 5G WLAN Main

Position	Conditions	SAR Value (W/kg)	Coordinates (cm)			ΣSAR (W/kg)	Peak Location Separation Distance (mm)	SPLSR	Simultaneous Transmission SAR Test
			x	y	z				
Back side	WLAN Main	1.170	91.00	40.80	-1.89	-	-	-	-
	WCDMA Band 2	1.167	98.20	-53.40	-1.39	2.337	94.48	0.038	SPLSR ≤ 0.04,
	WCDMA Band 4	1.259	98.90	-53.70	-1.03	2.429	94.83	0.040	SPLSR ≤ 0.04,
	WCDMA Band 5	1.204	90.40	-54.80	-2.10	2.374	95.60	0.038	SPLSR ≤ 0.04,
	LTE Band 2	1.190	98.20	-56.50	-1.82	2.360	97.57	0.037	SPLSR ≤ 0.04,
	LTE Band 4	1.190	96.70	-53.40	-1.65	2.360	94.37	0.038	SPLSR ≤ 0.04,
	LTE Band 5	1.183	96.70	-54.90	-1.73	2.353	95.87	0.038	SPLSR ≤ 0.04,
	LTE Band 7	0.641	100.20	-83.40	-0.71	1.811	124.55	0.020	SPLSR ≤ 0.04,
	LTE Band 12	1.072	96.70	-50.40	-1.91	2.242	91.38	0.037	SPLSR ≤ 0.04,
	LTE Band 13	1.205	99.80	-61.20	-1.92	2.375	102.38	0.036	SPLSR ≤ 0.04,
	LTE Band 17	1.174	98.20	-50.40	-1.80	2.344	91.48	0.039	SPLSR ≤ 0.04,
	LTE Band 25	1.216	98.20	-53.40	-1.69	2.386	94.47	0.039	SPLSR ≤ 0.04,
	LTE Band 26	1.183	92.00	-54.90	-1.87	2.353	95.71	0.038	SPLSR ≤ 0.04,
	LTE Band 30	0.485	90.80	-64.20	-1.62	1.655	105.00	0.020	SPLSR ≤ 0.04,
	LTE Band 38	0.768	103.80	-85.40	-0.79	1.938	126.85	0.021	SPLSR ≤ 0.04,
LTE Band 41	0.956	103.80	-86.40	-0.82	2.126	127.85	0.024	SPLSR ≤ 0.04,	
LTE Band 66	1.218	96.70	-53.40	-1.59	2.388	94.37	0.039	SPLSR ≤ 0.04,	

Unless otherwise stated the results shown in this test report refer only to the sample(s) tested and such sample(s) are retained for 90 days only.

除非另有說明，此報告結果僅對測試之樣品負責，同時此樣品僅保留90天。本報告未經本公司書面許可，不可部份複製。

This document is issued by the Company subject to its General Conditions of Service printed overleaf, available on request or accessible at www.sgs.com/terms_and_conditions.htm and for electronic format documents, subject to Terms and Conditions for Electronic Documents at www.sgs.com/terms_e-document.htm. Attention is drawn to the limitation of liability, indemnification and jurisdiction issues defined therein. Any holder of this document is advised that information contained hereon reflects the Company's findings at the time of its intervention only and within the limits of Client's instructions, if any. The Company's sole responsibility is to its Client and this document does not exonerate parties to a transaction from exercising all their rights and obligations under the transaction documents. This document cannot be reproduced except in full, without prior written approval of the Company. Any unauthorized alteration, forgery or falsification of the content or appearance of this document is unlawful and offenders may be prosecuted to the fullest extent of the law.

WCDMA Band II + 5G WLAN Main



WCDMA Band IV + 5G WLAN Main



WCDMA Band V + 5G WLAN Main



LTE Band 2 + WLAN Main



Unless otherwise stated the results shown in this test report refer only to the sample(s) tested and such sample(s) are retained for 90 days only.
 除非另有說明，此報告結果僅對測試之樣品負責，同時此樣品僅保留90天。本報告未經本公司書面許可，不可部份複製。

This document is issued by the Company subject to its General Conditions of Service printed overleaf, available on request or accessible at www.sgs.com/terms_and_conditions.htm and for electronic format documents, subject to Terms and Conditions for Electronic Documents at www.sgs.com/terms_e-document.htm. Attention is drawn to the limitation of liability, indemnification and jurisdiction issues defined therein. Any holder of this document is advised that information contained hereon reflects the Company's findings at the time of its intervention only and within the limits of Client's instructions, if any. The Company's sole responsibility is to its Client and this document does not exonerate parties to a transaction from exercising all their rights and obligations under the transaction documents. This document cannot be reproduced except in full, without prior written approval of the Company. Any unauthorized alteration, forgery or falsification of the content or appearance of this document is unlawful and offenders may be prosecuted to the fullest extent of the law.

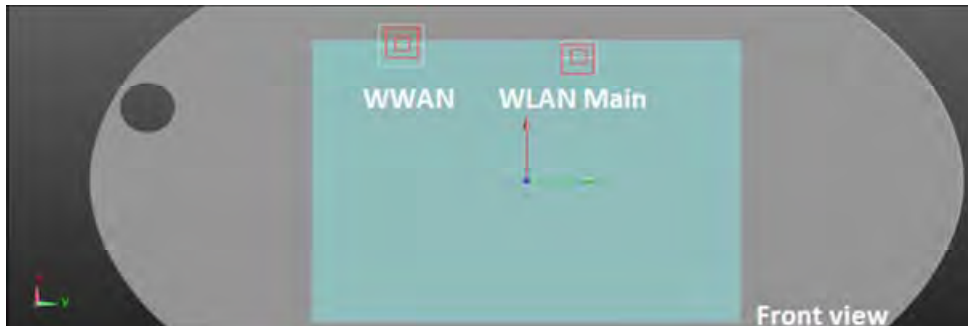
LTE Band 4 + WLAN Main



LTE Band 5 + WLAN Main



LTE Band 7 + WLAN Main



LTE Band 12 + WLAN Main



Unless otherwise stated the results shown in this test report refer only to the sample(s) tested and such sample(s) are retained for 90 days only.

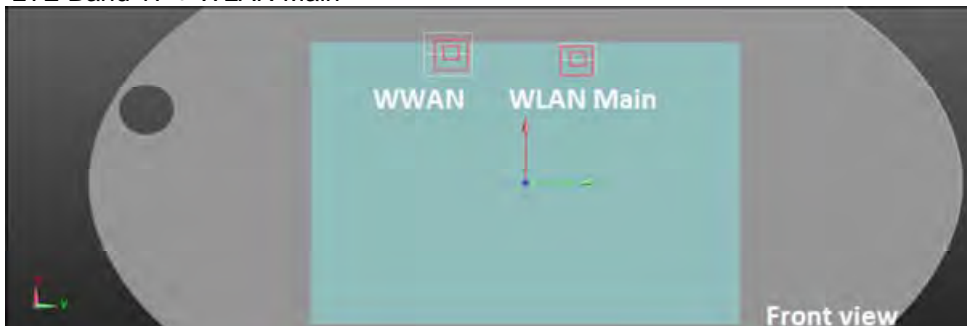
除非另有說明，此報告結果僅對測試之樣品負責，同時此樣品僅保留90天。本報告未經本公司書面許可，不可部份複製。

This document is issued by the Company subject to its General Conditions of Service printed overleaf, available on request or accessible at www.sgs.com/terms_and_conditions.htm and for electronic format documents, subject to Terms and Conditions for Electronic Documents at www.sgs.com/terms_e-document.htm. Attention is drawn to the limitation of liability, indemnification and jurisdiction issues defined therein. Any holder of this document is advised that information contained hereon reflects the Company's findings at the time of its intervention only and within the limits of Client's instructions, if any. The Company's sole responsibility is to its Client and this document does not exonerate parties to a transaction from exercising all their rights and obligations under the transaction documents. This document cannot be reproduced except in full, without prior written approval of the Company. Any unauthorized alteration, forgery or falsification of the content or appearance of this document is unlawful and offenders may be prosecuted to the fullest extent of the law.

LTE Band 13 + WLAN Main



LTE Band 17 + WLAN Main



LTE Band 25 + WLAN Main



LTE Band 26 + WLAN Main

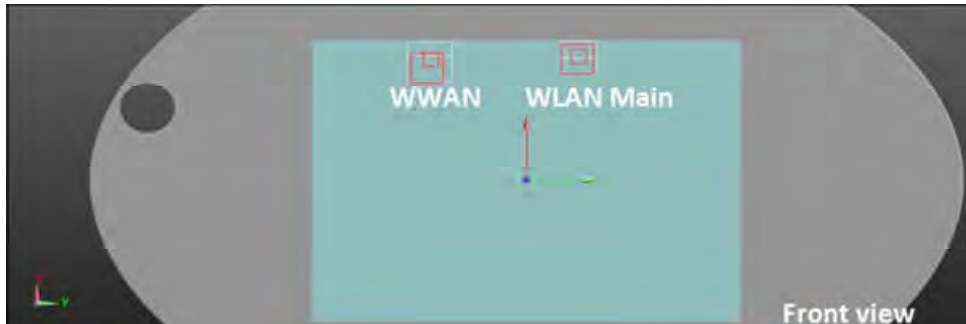


Unless otherwise stated the results shown in this test report refer only to the sample(s) tested and such sample(s) are retained for 90 days only.

除非另有說明，此報告結果僅對測試之樣品負責，同時此樣品僅保留90天。本報告未經本公司書面許可，不可部份複製。

This document is issued by the Company subject to its General Conditions of Service printed overleaf, available on request or accessible at www.sgs.com/terms_and_conditions.htm and for electronic format documents, subject to Terms and Conditions for Electronic Documents at www.sgs.com/terms_e-document.htm. Attention is drawn to the limitation of liability, indemnification and jurisdiction issues defined therein. Any holder of this document is advised that information contained hereon reflects the Company's findings at the time of its intervention only and within the limits of Client's instructions, if any. The Company's sole responsibility is to its Client and this document does not exonerate parties to a transaction from exercising all their rights and obligations under the transaction documents. This document cannot be reproduced except in full, without prior written approval of the Company. Any unauthorized alteration, forgery or falsification of the content or appearance of this document is unlawful and offenders may be prosecuted to the fullest extent of the law.

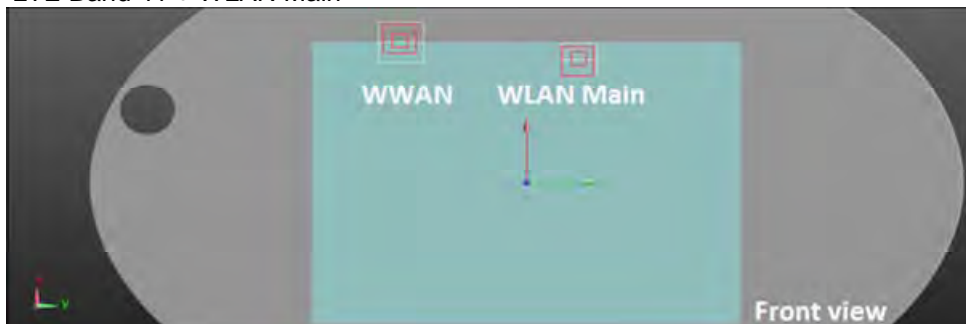
LTE Band 30 + WLAN Main



LTE Band 38 + WLAN Main



LTE Band 41 + WLAN Main



LTE Band 66 + WLAN Main



Unless otherwise stated the results shown in this test report refer only to the sample(s) tested and such sample(s) are retained for 90 days only.
 除非另有說明，此報告結果僅對測試之樣品負責，同時此樣品僅保留90天。本報告未經本公司書面許可，不可部份複製。

This document is issued by the Company subject to its General Conditions of Service printed overleaf, available on request or accessible at www.sgs.com/terms_and_conditions.htm and for electronic format documents, subject to Terms and Conditions for Electronic Documents at www.sgs.com/terms_e-document.htm. Attention is drawn to the limitation of liability, indemnification and jurisdiction issues defined therein. Any holder of this document is advised that information contained hereon reflects the Company's findings at the time of its intervention only and within the limits of Client's instructions, if any. The Company's sole responsibility is to its Client and this document does not exonerate parties to a transaction from exercising all their rights and obligations under the transaction documents. This document cannot be reproduced except in full, without prior written approval of the Company. Any unauthorized alteration, forgery or falsification of the content or appearance of this document is unlawful and offenders may be prosecuted to the fullest extent of the law.

Back side WWAN + 5 WLAN Aux

Position	Conditions	SAR Value (W/kg)	Coordinates (cm)			Σ SAR (W/kg)	Peak Location Separation Distance (mm)	SPLSR	Simultaneous Transmission SAR Test
			x	y	z				
Back side	WLAN Aux	0.410	91.60	116.20	-1.72	-	-	-	-
	WCDMA Band 2	1.167	98.20	-53.40	-1.39	1.577	169.73	0.012	SPLSR \leq 0.04,
	WCDMA Band 4	1.259	98.90	-53.70	-1.03	1.669	170.06	0.013	SPLSR \leq 0.04,
	WCDMA Band 5	1.204	90.40	-54.80	-2.10	1.614	171.00	0.012	SPLSR \leq 0.04,
	LTE Band 2	1.190	98.20	-56.50	-1.82	1.600	172.83	0.012	SPLSR \leq 0.04,
	LTE Band 4	1.190	96.70	-53.40	-1.65	1.600	169.68	0.012	SPLSR \leq 0.04,
	LTE Band 5	1.183	96.70	-54.90	-1.73	1.593	171.18	0.012	SPLSR \leq 0.04,
	LTE Band 7	0.641	100.20	-83.40	-0.71	1.051	199.79	0.005	SPLSR \leq 0.04,
	LTE Band 12	1.072	96.70	-50.40	-1.91	1.482	166.68	0.011	SPLSR \leq 0.04,
	LTE Band 13	1.205	99.80	-61.20	-1.92	1.615	177.59	0.012	SPLSR \leq 0.04,
	LTE Band 17	1.174	98.20	-50.40	-1.80	1.584	166.73	0.012	SPLSR \leq 0.04,
	LTE Band 25	1.216	98.20	-53.40	-1.69	1.626	169.73	0.012	SPLSR \leq 0.04,
	LTE Band 26	1.183	92.00	-54.90	-1.87	1.593	171.10	0.012	SPLSR \leq 0.04,
	LTE Band 30	0.485	90.80	-64.20	-1.62	0.895	180.40	0.005	SPLSR \leq 0.04,
	LTE Band 38	0.768	103.80	-85.40	-0.79	1.178	201.97	0.006	SPLSR \leq 0.04,
	LTE Band 41	0.956	103.80	-86.40	-0.82	1.366	202.97	0.008	SPLSR \leq 0.04,
LTE Band 66	1.218	96.70	-53.40	-1.59	1.628	169.68	0.012	SPLSR \leq 0.04,	

Unless otherwise stated the results shown in this test report refer only to the sample(s) tested and such sample(s) are retained for 90 days only.

除非另有說明，此報告結果僅對測試之樣品負責，同時此樣品僅保留90天。本報告未經本公司書面許可，不可部份複製。

This document is issued by the Company subject to its General Conditions of Service printed overleaf, available on request or accessible at www.sgs.com/terms_and_conditions.htm and for electronic format documents, subject to Terms and Conditions for Electronic Documents at www.sgs.com/terms_e-document.htm. Attention is drawn to the limitation of liability, indemnification and jurisdiction issues defined therein. Any holder of this document is advised that information contained hereon reflects the Company's findings at the time of its intervention only and within the limits of Client's instructions, if any. The Company's sole responsibility is to its Client and this document does not exonerate parties to a transaction from exercising all their rights and obligations under the transaction documents. This document cannot be reproduced except in full, without prior written approval of the Company. Any unauthorized alteration, forgery or falsification of the content or appearance of this document is unlawful and offenders may be prosecuted to the fullest extent of the law.

WCDMA Band II + 5G WLAN Aux



WCDMA Band IV + 5G WLAN Aux



WCDMA Band V + 5G WLAN Aux



LTE Band 2 + 5G WLAN Aux



Unless otherwise stated the results shown in this test report refer only to the sample(s) tested and such sample(s) are retained for 90 days only.

除非另有說明，此報告結果僅對測試之樣品負責，同時此樣品僅保留90天。本報告未經本公司書面許可，不可部份複製。

This document is issued by the Company subject to its General Conditions of Service printed overleaf, available on request or accessible at www.sgs.com/terms_and_conditions.htm and for electronic format documents, subject to Terms and Conditions for Electronic Documents at www.sgs.com/terms_e-document.htm. Attention is drawn to the limitation of liability, indemnification and jurisdiction issues defined therein. Any holder of this document is advised that information contained hereon reflects the Company's findings at the time of its intervention only and within the limits of Client's instructions, if any. The Company's sole responsibility is to its Client and this document does not exonerate parties to a transaction from exercising all their rights and obligations under the transaction documents. This document cannot be reproduced except in full, without prior written approval of the Company. Any unauthorized alteration, forgery or falsification of the content or appearance of this document is unlawful and offenders may be prosecuted to the fullest extent of the law.

LTE Band 4 + 5G WLAN Aux



LTE Band 5 + 5G WLAN Aux



LTE Band 7 + 5G WLAN Aux



LTE Band 12 + 5G WLAN Aux



Unless otherwise stated the results shown in this test report refer only to the sample(s) tested and such sample(s) are retained for 90 days only.

除非另有說明，此報告結果僅對測試之樣品負責，同時此樣品僅保留90天。本報告未經本公司書面許可，不可部份複製。

This document is issued by the Company subject to its General Conditions of Service printed overleaf, available on request or accessible at www.sgs.com/terms_and_conditions.htm and for electronic format documents, subject to Terms and Conditions for Electronic Documents at www.sgs.com/terms_e-document.htm. Attention is drawn to the limitation of liability, indemnification and jurisdiction issues defined therein. Any holder of this document is advised that information contained hereon reflects the Company's findings at the time of its intervention only and within the limits of Client's instructions, if any. The Company's sole responsibility is to its Client and this document does not exonerate parties to a transaction from exercising all their rights and obligations under the transaction documents. This document cannot be reproduced except in full, without prior written approval of the Company. Any unauthorized alteration, forgery or falsification of the content or appearance of this document is unlawful and offenders may be prosecuted to the fullest extent of the law.

LTE Band 13 + 5G WLAN Aux



LTE Band 17 + 5G WLAN Aux



LTE Band 25 + 5G WLAN Aux



LTE Band 26 + 5G WLAN Aux



Unless otherwise stated the results shown in this test report refer only to the sample(s) tested and such sample(s) are retained for 90 days only.

除非另有說明，此報告結果僅對測試之樣品負責，同時此樣品僅保留90天。本報告未經本公司書面許可，不可部份複製。

This document is issued by the Company subject to its General Conditions of Service printed overleaf, available on request or accessible at www.sgs.com/terms_and_conditions.htm and for electronic format documents, subject to Terms and Conditions for Electronic Documents at www.sgs.com/terms_e-document.htm. Attention is drawn to the limitation of liability, indemnification and jurisdiction issues defined therein. Any holder of this document is advised that information contained hereon reflects the Company's findings at the time of its intervention only and within the limits of Client's instructions, if any. The Company's sole responsibility is to its Client and this document does not exonerate parties to a transaction from exercising all their rights and obligations under the transaction documents. This document cannot be reproduced except in full, without prior written approval of the Company. Any unauthorized alteration, forgery or falsification of the content or appearance of this document is unlawful and offenders may be prosecuted to the fullest extent of the law.

LTE Band 30 + 5G WLAN Aux



LTE Band 38 + 5G WLAN Aux



LTE Band 41 + 5G WLAN Aux



LTE Band 66 + 5G WLAN Aux



Unless otherwise stated the results shown in this test report refer only to the sample(s) tested and such sample(s) are retained for 90 days only.

除非另有說明，此報告結果僅對測試之樣品負責，同時此樣品僅保留90天。本報告未經本公司書面許可，不可部份複製。

This document is issued by the Company subject to its General Conditions of Service printed overleaf, available on request or accessible at www.sgs.com/terms_and_conditions.htm and for electronic format documents, subject to Terms and Conditions for Electronic Documents at www.sgs.com/terms_e-document.htm. Attention is drawn to the limitation of liability, indemnification and jurisdiction issues defined therein. Any holder of this document is advised that information contained hereon reflects the Company's findings at the time of its intervention only and within the limits of Client's instructions, if any. The Company's sole responsibility is to its Client and this document does not exonerate parties to a transaction from exercising all their rights and obligations under the transaction documents. This document cannot be reproduced except in full, without prior written approval of the Company. Any unauthorized alteration, forgery or falsification of the content or appearance of this document is unlawful and offenders may be prosecuted to the fullest extent of the law.

Back side WWAN + BT

Position	Conditions	SAR Value (W/kg)	Coordinates (cm)			Σ SAR (W/kg)	Peak Location Separation Distance (mm)	SPLSR	Simultaneous Transmission SAR Test
			x	y	z				
Back side	BT	0.030	91.20	112.60	-1.75	-	-	-	-
	WCDMA Band 2	1.167	98.20	-53.40	-1.39	1.197	166.15	0.008	SPLSR \leq 0.04,
	WCDMA Band 4	1.259	98.90	-53.70	-1.03	1.289	166.48	0.009	SPLSR \leq 0.04,
	WCDMA Band 5	1.204	90.40	-54.80	-2.10	1.234	167.40	0.008	SPLSR \leq 0.04,
	LTE Band 2	1.190	98.20	-56.50	-1.82	1.220	169.24	0.008	SPLSR \leq 0.04,
	LTE Band 4	1.190	96.70	-53.40	-1.65	1.220	166.09	0.008	SPLSR \leq 0.04,
	LTE Band 5	1.183	96.70	-54.90	-1.73	1.213	167.59	0.008	SPLSR \leq 0.04,
	LTE Band 7	0.641	100.20	-83.40	-0.71	0.671	196.21	0.003	SPLSR \leq 0.04,
	LTE Band 12	1.072	96.70	-50.40	-1.91	1.102	163.09	0.007	SPLSR \leq 0.04,
	LTE Band 13	1.205	99.80	-61.20	-1.92	1.235	174.01	0.008	SPLSR \leq 0.04,
	LTE Band 17	1.174	98.20	-50.40	-1.80	1.204	163.15	0.008	SPLSR \leq 0.04,
	LTE Band 25	1.216	98.20	-53.40	-1.69	1.246	166.15	0.008	SPLSR \leq 0.04,
	LTE Band 26	1.183	92.00	-54.90	-1.87	1.213	167.50	0.008	SPLSR \leq 0.04,
	LTE Band 30	0.485	90.80	-64.20	-1.62	0.515	176.80	0.002	SPLSR \leq 0.04,
	LTE Band 38	0.768	103.80	-85.40	-0.79	0.798	198.40	0.004	SPLSR \leq 0.04,
	LTE Band 41	0.956	103.80	-86.40	-0.82	0.986	199.40	0.005	SPLSR \leq 0.04,
LTE Band 66	1.218	96.70	-53.40	-1.59	1.248	166.09	0.008	SPLSR \leq 0.04,	

Unless otherwise stated the results shown in this test report refer only to the sample(s) tested and such sample(s) are retained for 90 days only.

除非另有說明，此報告結果僅對測試之樣品負責，同時此樣品僅保留90天。本報告未經本公司書面許可，不可部份複製。

This document is issued by the Company subject to its General Conditions of Service printed overleaf, available on request or accessible at www.sgs.com/terms_and_conditions.htm and for electronic format documents, subject to Terms and Conditions for Electronic Documents at www.sgs.com/terms_e-document.htm. Attention is drawn to the limitation of liability, indemnification and jurisdiction issues defined therein. Any holder of this document is advised that information contained hereon reflects the Company's findings at the time of its intervention only and within the limits of Client's instructions, if any. The Company's sole responsibility is to its Client and this document does not exonerate parties to a transaction from exercising all their rights and obligations under the transaction documents. This document cannot be reproduced except in full, without prior written approval of the Company. Any unauthorized alteration, forgery or falsification of the content or appearance of this document is unlawful and offenders may be prosecuted to the fullest extent of the law.

WCDMA Band II + BT



WCDMA Band IV + BT



WCDMA Band V + BT



LTE Band 2 + BT



Unless otherwise stated the results shown in this test report refer only to the sample(s) tested and such sample(s) are retained for 90 days only.

除非另有說明，此報告結果僅對測試之樣品負責，同時此樣品僅保留90天。本報告未經本公司書面許可，不可部份複製。

This document is issued by the Company subject to its General Conditions of Service printed overleaf, available on request or accessible at www.sgs.com/terms_and_conditions.htm and for electronic format documents, subject to Terms and Conditions for Electronic Documents at www.sgs.com/terms_e-document.htm. Attention is drawn to the limitation of liability, indemnification and jurisdiction issues defined therein. Any holder of this document is advised that information contained hereon reflects the Company's findings at the time of its intervention only and within the limits of Client's instructions, if any. The Company's sole responsibility is to its Client and this document does not exonerate parties to a transaction from exercising all their rights and obligations under the transaction documents. This document cannot be reproduced except in full, without prior written approval of the Company. Any unauthorized alteration, forgery or falsification of the content or appearance of this document is unlawful and offenders may be prosecuted to the fullest extent of the law.

LTE Band 4 + BT



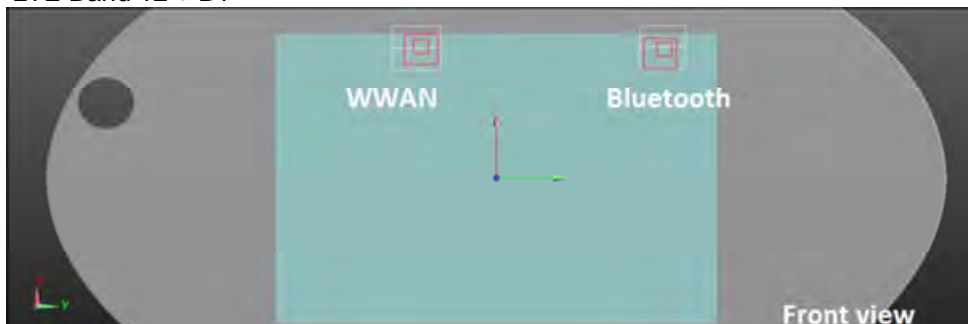
LTE Band 5 + BT



LTE Band 7 + BT



LTE Band 12 + BT

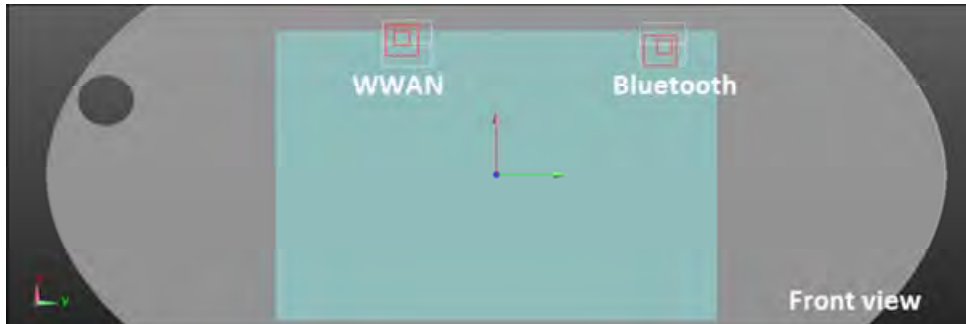


Unless otherwise stated the results shown in this test report refer only to the sample(s) tested and such sample(s) are retained for 90 days only.

除非另有說明，此報告結果僅對測試之樣品負責，同時此樣品僅保留90天。本報告未經本公司書面許可，不可部份複製。

This document is issued by the Company subject to its General Conditions of Service printed overleaf, available on request or accessible at www.sgs.com/terms_and_conditions.htm and for electronic format documents, subject to Terms and Conditions for Electronic Documents at www.sgs.com/terms_e-document.htm. Attention is drawn to the limitation of liability, indemnification and jurisdiction issues defined therein. Any holder of this document is advised that information contained hereon reflects the Company's findings at the time of its intervention only and within the limits of Client's instructions, if any. The Company's sole responsibility is to its Client and this document does not exonerate parties to a transaction from exercising all their rights and obligations under the transaction documents. This document cannot be reproduced except in full, without prior written approval of the Company. Any unauthorized alteration, forgery or falsification of the content or appearance of this document is unlawful and offenders may be prosecuted to the fullest extent of the law.

LTE Band 13 + BT



LTE Band 17 + BT



LTE Band 25 + BT



LTE Band 26 + BT



Unless otherwise stated the results shown in this test report refer only to the sample(s) tested and such sample(s) are retained for 90 days only.

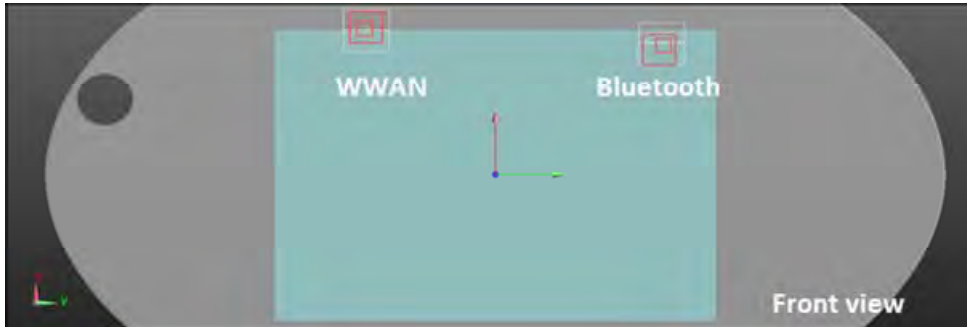
除非另有說明，此報告結果僅對測試之樣品負責，同時此樣品僅保留90天。本報告未經本公司書面許可，不可部份複製。

This document is issued by the Company subject to its General Conditions of Service printed overleaf, available on request or accessible at www.sgs.com/terms_and_conditions.htm and for electronic format documents, subject to Terms and Conditions for Electronic Documents at www.sgs.com/terms_e-document.htm. Attention is drawn to the limitation of liability, indemnification and jurisdiction issues defined therein. Any holder of this document is advised that information contained hereon reflects the Company's findings at the time of its intervention only and within the limits of Client's instructions, if any. The Company's sole responsibility is to its Client and this document does not exonerate parties to a transaction from exercising all their rights and obligations under the transaction documents. This document cannot be reproduced except in full, without prior written approval of the Company. Any unauthorized alteration, forgery or falsification of the content or appearance of this document is unlawful and offenders may be prosecuted to the fullest extent of the law.

LTE Band 30 + BT



LTE Band 38 + BT



LTE Band 41 + BT



LTE Band 66 + BT



Unless otherwise stated the results shown in this test report refer only to the sample(s) tested and such sample(s) are retained for 90 days only.

除非另有說明，此報告結果僅對測試之樣品負責，同時此樣品僅保留90天。本報告未經本公司書面許可，不可部份複製。

This document is issued by the Company subject to its General Conditions of Service printed overleaf, available on request or accessible at www.sgs.com/terms_and_conditions.htm and for electronic format documents, subject to Terms and Conditions for Electronic Documents at www.sgs.com/terms_e-document.htm. Attention is drawn to the limitation of liability, indemnification and jurisdiction issues defined therein. Any holder of this document is advised that information contained hereon reflects the Company's findings at the time of its intervention only and within the limits of Client's instructions, if any. The Company's sole responsibility is to its Client and this document does not exonerate parties to a transaction from exercising all their rights and obligations under the transaction documents. This document cannot be reproduced except in full, without prior written approval of the Company. Any unauthorized alteration, forgery or falsification of the content or appearance of this document is unlawful and offenders may be prosecuted to the fullest extent of the law.

Top side WWAN + 2.4G WLAN

Position	Conditions	Distance (mm)	Max. WWAN	Max. WLAN	Max. WLAN Aux	SAR Sum	SPLSR
Top side	WCDMA Band 2	0	0.865	0.350	0.340	1.555	Σ SAR<1.6, Not required
	WCDMA Band 4	0	0.756	0.350	0.340	1.446	Σ SAR<1.6, Not required
	WCDMA Band 5	0	0.707	0.350	0.340	1.397	Σ SAR<1.6, Not required
	LTE Band 2	0	0.897	0.350	0.340	1.587	Σ SAR<1.6, Not required
	LTE Band 4	0	0.700	0.350	0.340	1.390	Σ SAR<1.6, Not required
	LTE Band 5	0	0.803	0.350	0.340	1.493	Σ SAR<1.6, Not required
	LTE Band 7	0	1.204	0.350	0.340	1.894	Analyzed as below
	LTE Band 12	0	0.860	0.350	0.340	1.550	Σ SAR<1.6, Not required
	LTE Band 13	0	0.703	0.350	0.340	1.393	Σ SAR<1.6, Not required
	LTE Band 17	0	0.903	0.350	0.340	1.593	Σ SAR<1.6, Not required
	LTE Band 25	0	0.900	0.350	0.340	1.590	Σ SAR<1.6, Not required
	LTE Band 26	0	0.724	0.350	0.340	1.414	Σ SAR<1.6, Not required
	LTE Band 30	0	1.138	0.350	0.340	1.828	Analyzed as below
	LTE Band 38	0	1.206	0.350	0.340	1.896	Analyzed as below
	LTE Band 41	0	1.208	0.350	0.340	1.898	Analyzed as below
LTE Band 66	0	0.633	0.350	0.340	1.323	Σ SAR<1.6, Not required	

Unless otherwise stated the results shown in this test report refer only to the sample(s) tested and such sample(s) are retained for 90 days only.

除非另有說明，此報告結果僅對測試之樣品負責，同時此樣品僅保留90天。本報告未經本公司書面許可，不可部份複製。

This document is issued by the Company subject to its General Conditions of Service printed overleaf, available on request or accessible at www.sgs.com/terms_and_conditions.htm and for electronic format documents, subject to Terms and Conditions for Electronic Documents at www.sgs.com/terms_e-document.htm. Attention is drawn to the limitation of liability, indemnification and jurisdiction issues defined therein. Any holder of this document is advised that information contained hereon reflects the Company's findings at the time of its intervention only and within the limits of Client's instructions, if any. The Company's sole responsibility is to its Client and this document does not exonerate parties to a transaction from exercising all their rights and obligations under the transaction documents. This document cannot be reproduced except in full, without prior written approval of the Company. Any unauthorized alteration, forgery or falsification of the content or appearance of this document is unlawful and offenders may be prosecuted to the fullest extent of the law.

Top side WWAN + 5G WLAN

Position	Conditions	Distance (mm)	Max. WWAN	Max. WLAN	Max. WLAN Aux	SAR Sum	SPLSR
Top side	WCDMA Band 2	0	0.865	0.650	0.850	2.365	Analyzed as below
	WCDMA Band 4	0	0.756	0.650	0.850	2.256	Analyzed as below
	WCDMA Band 5	0	0.707	0.650	0.850	2.207	Analyzed as below
	LTE Band 2	0	0.897	0.650	0.850	2.397	Analyzed as below
	LTE Band 4	0	0.700	0.650	0.850	2.200	Analyzed as below
	LTE Band 5	0	0.803	0.650	0.850	2.303	Analyzed as below
	LTE Band 7	0	1.204	0.650	0.850	2.704	Analyzed as below
	LTE Band 12	0	0.860	0.650	0.850	2.360	Analyzed as below
	LTE Band 13	0	0.703	0.650	0.850	2.203	Analyzed as below
	LTE Band 17	0	0.903	0.650	0.850	2.403	Analyzed as below
	LTE Band 25	0	0.900	0.650	0.850	2.400	Analyzed as below
	LTE Band 26	0	0.724	0.650	0.850	2.224	Analyzed as below
	LTE Band 30	0	1.138	0.650	0.850	2.638	Analyzed as below
	LTE Band 38	0	1.206	0.650	0.850	2.706	Analyzed as below
	LTE Band 41	0	1.208	0.650	0.850	2.708	Analyzed as below
LTE Band 66	0	0.633	0.650	0.850	2.133	Analyzed as below	

Unless otherwise stated the results shown in this test report refer only to the sample(s) tested and such sample(s) are retained for 90 days only.

除非另有說明，此報告結果僅對測試之樣品負責，同時此樣品僅保留90天。本報告未經本公司書面許可，不可部份複製。

This document is issued by the Company subject to its General Conditions of Service printed overleaf, available on request or accessible at www.sgs.com/terms_and_conditions.htm and for electronic format documents, subject to Terms and Conditions for Electronic Documents at www.sgs.com/terms_e-document.htm. Attention is drawn to the limitation of liability, indemnification and jurisdiction issues defined therein. Any holder of this document is advised that information contained hereon reflects the Company's findings at the time of its intervention only and within the limits of Client's instructions, if any. The Company's sole responsibility is to its Client and this document does not exonerate parties to a transaction from exercising all their rights and obligations under the transaction documents. This document cannot be reproduced except in full, without prior written approval of the Company. Any unauthorized alteration, forgery or falsification of the content or appearance of this document is unlawful and offenders may be prosecuted to the fullest extent of the law.

Top side WWAN + 2.4G WLAN Main + BT

Position	Conditions	Distance (mm)	Max. WWAN	Max. WLAN Main	BT	SAR Sum	SPLSR
Top side	WCDMA Band 2	0	0.865	0.350	0.040	1.255	ΣSAR<1.6, Not required
	WCDMA Band 4	0	0.756	0.350	0.040	1.146	ΣSAR<1.6, Not required
	WCDMA Band 5	0	0.707	0.350	0.040	1.097	ΣSAR<1.6, Not required
	LTE Band 2	0	0.897	0.350	0.040	1.287	ΣSAR<1.6, Not required
	LTE Band 4	0	0.700	0.350	0.040	1.090	ΣSAR<1.6, Not required
	LTE Band 5	0	0.803	0.350	0.040	1.193	ΣSAR<1.6, Not required
	LTE Band 7	0	1.204	0.350	0.040	1.594	ΣSAR<1.6, Not required
	LTE Band 12	0	0.860	0.350	0.040	1.250	ΣSAR<1.6, Not required
	LTE Band 13	0	0.703	0.350	0.040	1.093	ΣSAR<1.6, Not required
	LTE Band 17	0	0.903	0.350	0.040	1.293	ΣSAR<1.6, Not required
	LTE Band 25	0	0.900	0.350	0.040	1.290	ΣSAR<1.6, Not required
	LTE Band 26	0	0.724	0.350	0.040	1.114	ΣSAR<1.6, Not required
	LTE Band 30	0	1.138	0.350	0.040	1.528	ΣSAR<1.6, Not required
	LTE Band 38	0	1.206	0.350	0.040	1.596	ΣSAR<1.6, Not required
LTE Band 41	0	1.208	0.350	0.040	1.598	ΣSAR<1.6, Not required	
LTE Band 66	0	0.633	0.350	0.040	1.023	ΣSAR<1.6, Not required	

Unless otherwise stated the results shown in this test report refer only to the sample(s) tested and such sample(s) are retained for 90 days only.

除非另有說明，此報告結果僅對測試之樣品負責，同時此樣品僅保留90天。本報告未經本公司書面許可，不可部份複製。

This document is issued by the Company subject to its General Conditions of Service printed overleaf, available on request or accessible at www.sgs.com/terms_and_conditions.htm and for electronic format documents, subject to Terms and Conditions for Electronic Documents at www.sgs.com/terms_e-document.htm. Attention is drawn to the limitation of liability, indemnification and jurisdiction issues defined therein. Any holder of this document is advised that information contained hereon reflects the Company's findings at the time of its intervention only and within the limits of Client's instructions, if any. The Company's sole responsibility is to its Client and this document does not exonerate parties to a transaction from exercising all their rights and obligations under the transaction documents. This document cannot be reproduced except in full, without prior written approval of the Company. Any unauthorized alteration, forgery or falsification of the content or appearance of this document is unlawful and offenders may be prosecuted to the fullest extent of the law.

Top side WWAN + 5G WLAN Main + BT

Position	Conditions	Distance (mm)	Max. WWAN	Max. WLAN Main	BT	SAR Sum	SPLSR
Top side	WCDMA Band 2	0	0.865	0.650	0.040	1.555	Σ SAR<1.6, Not required
	WCDMA Band 4	0	0.756	0.650	0.040	1.446	Σ SAR<1.6, Not required
	WCDMA Band 5	0	0.707	0.650	0.040	1.397	Σ SAR<1.6, Not required
	LTE Band 2	0	0.897	0.650	0.040	1.587	Σ SAR<1.6, Not required
	LTE Band 4	0	0.700	0.650	0.040	1.390	Σ SAR<1.6, Not required
	LTE Band 5	0	0.803	0.650	0.040	1.493	Σ SAR<1.6, Not required
	LTE Band 7	0	1.204	0.650	0.040	1.894	Analyzed as below
	LTE Band 12	0	0.860	0.650	0.040	1.550	Σ SAR<1.6, Not required
	LTE Band 13	0	0.703	0.650	0.040	1.393	Σ SAR<1.6, Not required
	LTE Band 17	0	0.903	0.650	0.040	1.593	Σ SAR<1.6, Not required
	LTE Band 25	0	0.900	0.650	0.040	1.590	Σ SAR<1.6, Not required
	LTE Band 26	0	0.724	0.650	0.040	1.414	Σ SAR<1.6, Not required
	LTE Band 30	0	1.138	0.650	0.040	1.828	Analyzed as below
	LTE Band 38	0	1.206	0.650	0.040	1.896	Analyzed as below
	LTE Band 41	0	1.208	0.650	0.040	1.898	Analyzed as below
LTE Band 66	0	0.633	0.650	0.040	1.323	Σ SAR<1.6, Not required	

Unless otherwise stated the results shown in this test report refer only to the sample(s) tested and such sample(s) are retained for 90 days only.

除非另有說明，此報告結果僅對測試之樣品負責，同時此樣品僅保留90天。本報告未經本公司書面許可，不可部份複製。

This document is issued by the Company subject to its General Conditions of Service printed overleaf, available on request or accessible at www.sgs.com/terms_and_conditions.htm and for electronic format documents, subject to Terms and Conditions for Electronic Documents at www.sgs.com/terms_e-document.htm. Attention is drawn to the limitation of liability, indemnification and jurisdiction issues defined therein. Any holder of this document is advised that information contained hereon reflects the Company's findings at the time of its intervention only and within the limits of Client's instructions, if any. The Company's sole responsibility is to its Client and this document does not exonerate parties to a transaction from exercising all their rights and obligations under the transaction documents. This document cannot be reproduced except in full, without prior written approval of the Company. Any unauthorized alteration, forgery or falsification of the content or appearance of this document is unlawful and offenders may be prosecuted to the fullest extent of the law.

Top side WWAN + 2.4G WLAN Main

Position	Conditions	SAR Value (W/kg)	Coordinates (cm)			Σ SAR (W/kg)	Peak Location Separation Distance (mm)	SPLSR	Simultaneous Transmission SAR Test
			x	y	z				
Top side	WLAN Main	0.350	-7.80	-3.40	-3.94	-	-	-	-
	LTE Band 7	1.204	-7.00	-122.60	-3.04	1.554	119.21	0.016	SPLSR \leq 0.04,
	LTE Band 30	1.138	-9.60	-122.80	-1.62	1.488	119.44	0.015	SPLSR \leq 0.04,
	LTE Band 38	1.206	-7.00	-89.00	-3.33	1.556	85.61	0.023	SPLSR \leq 0.04,
	LTE Band 41	1.208	-6.00	-88.80	-2.80	1.558	85.43	0.023	SPLSR \leq 0.04,

Unless otherwise stated the results shown in this test report refer only to the sample(s) tested and such sample(s) are retained for 90 days only.

除非另有說明，此報告結果僅對測試之樣品負責，同時此樣品僅保留90天。本報告未經本公司書面許可，不可部份複製。

This document is issued by the Company subject to its General Conditions of Service printed overleaf, available on request or accessible at www.sgs.com/terms_and_conditions.htm and for electronic format documents, subject to Terms and Conditions for Electronic Documents at www.sgs.com/terms_e-document.htm. Attention is drawn to the limitation of liability, indemnification and jurisdiction issues defined therein. Any holder of this document is advised that information contained hereon reflects the Company's findings at the time of its intervention only and within the limits of Client's instructions, if any. The Company's sole responsibility is to its Client and this document does not exonerate parties to a transaction from exercising all their rights and obligations under the transaction documents. This document cannot be reproduced except in full, without prior written approval of the Company. Any unauthorized alteration, forgery or falsification of the content or appearance of this document is unlawful and offenders may be prosecuted to the fullest extent of the law.

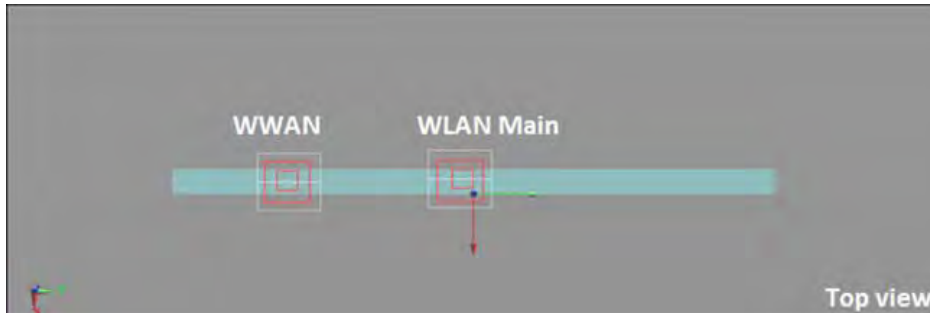
LTE Band 7 + 2.4G WLAN Main



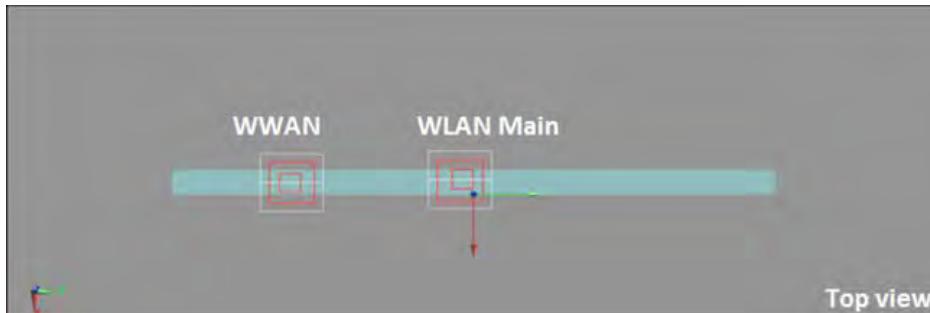
LTE Band 30 + 2.4G WLAN Main



LTE Band 38 + 2.4G WLAN Main



LTE Band 41 + 2.4G WLAN Main



Unless otherwise stated the results shown in this test report refer only to the sample(s) tested and such sample(s) are retained for 90 days only.

除非另有說明，此報告結果僅對測試之樣品負責，同時此樣品僅保留90天。本報告未經本公司書面許可，不可部份複製。

This document is issued by the Company subject to its General Conditions of Service printed overleaf, available on request or accessible at www.sgs.com/terms_and_conditions.htm and for electronic format documents, subject to Terms and Conditions for Electronic Documents at www.sgs.com/terms_e-document.htm. Attention is drawn to the limitation of liability, indemnification and jurisdiction issues defined therein. Any holder of this document is advised that information contained hereon reflects the Company's findings at the time of its intervention only and within the limits of Client's instructions, if any. The Company's sole responsibility is to its Client and this document does not exonerate parties to a transaction from exercising all their rights and obligations under the transaction documents. This document cannot be reproduced except in full, without prior written approval of the Company. Any unauthorized alteration, forgery or falsification of the content or appearance of this document is unlawful and offenders may be prosecuted to the fullest extent of the law.

Top side WWAN + 2.4G WLAN Aux


Position	Conditions	SAR Value (W/kg)	Coordinates (cm)			ΣSAR (W/kg)	Peak Location Separation Distance (mm)	SPLSR	Simultaneous Transmission SAR Test
			x	y	z				
Top side	WLAN Aux	0.340	-6.60	107.20	-3.87	-	-	-	-
	LTE Band 7	1.204	-7.00	-122.60	-3.04	1.544	229.80	0.008	SPLSR ≤ 0.04,
	LTE Band 30	1.138	-9.60	-122.80	-1.62	1.478	230.03	0.008	SPLSR ≤ 0.04,
	LTE Band 38	1.206	-7.00	-89.00	-3.33	1.546	196.20	0.010	SPLSR ≤ 0.04,
	LTE Band 41	1.208	-6.00	-88.80	-2.80	1.548	196.00	0.010	SPLSR ≤ 0.04,

Unless otherwise stated the results shown in this test report refer only to the sample(s) tested and such sample(s) are retained for 90 days only.


除非另有說明，此報告結果僅對測試之樣品負責，同時此樣品僅保留90天。本報告未經本公司書面許可，不可部份複製。

This document is issued by the Company subject to its General Conditions of Service printed overleaf, available on request or accessible at www.sgs.com/terms_and_conditions.htm and for electronic format documents, subject to Terms and Conditions for Electronic Documents at www.sgs.com/terms_e-document.htm. Attention is drawn to the limitation of liability, indemnification and jurisdiction issues defined therein. Any holder of this document is advised that information contained hereon reflects the Company's findings at the time of its intervention only and within the limits of Client's instructions, if any. The Company's sole responsibility is to its Client and this document does not exonerate parties to a transaction from exercising all their rights and obligations under the transaction documents. This document cannot be reproduced except in full, without prior written approval of the Company. Any unauthorized alteration, forgery or falsification of the content or appearance of this document is unlawful and offenders may be prosecuted to the fullest extent of the law.

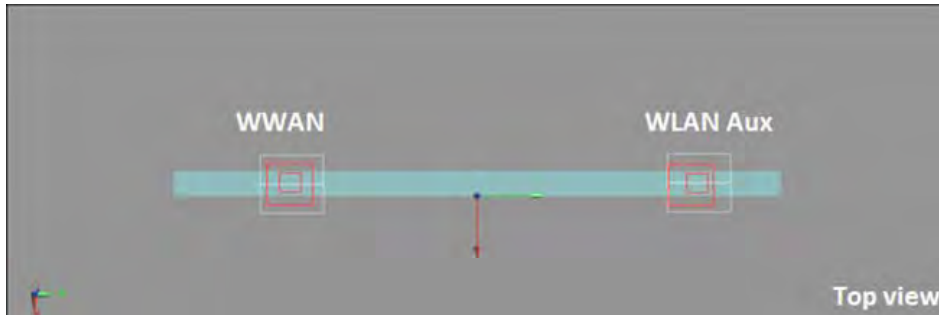
LTE Band 7 + 2.4G WLAN Aux




LTE Band 30 + 2.4G WLAN Aux



LTE Band 38 + 2.4G WLAN Aux



LTE Band 41 + 2.4G WLAN Aux



Unless otherwise stated the results shown in this test report refer only to the sample(s) tested and such sample(s) are retained for 90 days only.

除非另有說明，此報告結果僅對測試之樣品負責，同時此樣品僅保留90天。本報告未經本公司書面許可，不可部份複製。

This document is issued by the Company subject to its General Conditions of Service printed overleaf, available on request or accessible at www.sgs.com/terms_and_conditions.htm and for electronic format documents, subject to Terms and Conditions for Electronic Documents at www.sgs.com/terms_e-document.htm. Attention is drawn to the limitation of liability, indemnification and jurisdiction issues defined therein. Any holder of this document is advised that information contained hereon reflects the Company's findings at the time of its intervention only and within the limits of Client's instructions, if any. The Company's sole responsibility is to its Client and this document does not exonerate parties to a transaction from exercising all their rights and obligations under the transaction documents. This document cannot be reproduced except in full, without prior written approval of the Company. Any unauthorized alteration, forgery or falsification of the content or appearance of this document is unlawful and offenders may be prosecuted to the fullest extent of the law.

Top side WWAN + 5G WLAN Main

Position	Conditions	SAR Value (W/kg)	Coordinates (cm)			ΣSAR (W/kg)	Peak Location Separation Distance (mm)	SPLSR	Simultaneous Transmission SAR Test
			x	y	z				
Top side	WLAN Main	0.650	-8.00	7.00	-4.06	-	-	-	-
	WCDMA Band 2	0.865	-4.60	-49.90	-3.82	1.515	57.00	0.033	SPLSR ≤ 0.04,
	WCDMA Band 4	0.756	-4.50	-47.10	-3.95	1.406	54.21	0.031	SPLSR ≤ 0.04,
	WCDMA Band 5	0.707	-6.90	-71.60	-4.52	1.357	78.61	0.020	SPLSR ≤ 0.04,
	LTE Band 2	0.897	-7.70	-48.30	-4.38	1.547	55.30	0.035	SPLSR ≤ 0.04,
	LTE Band 4	0.700	-7.00	-45.60	-3.69	1.350	52.61	0.030	SPLSR ≤ 0.04,
	LTE Band 5	0.803	-7.50	-74.50	-4.69	1.453	81.50	0.021	SPLSR ≤ 0.04,
	LTE Band 7	1.204	-7.00	-122.60	-3.04	1.854	129.61	0.019	SPLSR ≤ 0.04,
	LTE Band 12	0.860	-6.10	-78.00	-4.53	1.510	85.02	0.022	SPLSR ≤ 0.04,
	LTE Band 13	0.703	-6.10	-77.50	-4.57	1.353	84.52	0.019	SPLSR ≤ 0.04,
	LTE Band 17	0.903	-6.10	-78.00	-4.54	1.553	85.02	0.023	SPLSR ≤ 0.04,
	LTE Band 25	0.900	-7.70	-48.30	-4.38	1.550	55.30	0.035	SPLSR ≤ 0.04,
	LTE Band 26	0.724	-7.50	-74.40	-4.71	1.374	81.40	0.020	SPLSR ≤ 0.04,
	LTE Band 30	1.138	-9.60	-122.80	-1.62	1.788	129.83	0.018	SPLSR ≤ 0.04,
	LTE Band 38	1.206	-7.00	-89.00	-3.33	1.856	96.01	0.026	SPLSR ≤ 0.04,
LTE Band 41	1.208	-6.00	-88.80	-2.80	1.858	95.83	0.026	SPLSR ≤ 0.04,	
LTE Band 66	0.633	-7.00	-45.70	-4.24	1.283	52.71	0.028	SPLSR ≤ 0.04,	

Unless otherwise stated the results shown in this test report refer only to the sample(s) tested and such sample(s) are retained for 90 days only.

除非另有說明，此報告結果僅對測試之樣品負責，同時此樣品僅保留90天。本報告未經本公司書面許可，不可部份複製。

This document is issued by the Company subject to its General Conditions of Service printed overleaf, available on request or accessible at www.sgs.com/terms_and_conditions.htm and for electronic format documents, subject to Terms and Conditions for Electronic Documents at www.sgs.com/terms_e-document.htm. Attention is drawn to the limitation of liability, indemnification and jurisdiction issues defined therein. Any holder of this document is advised that information contained hereon reflects the Company's findings at the time of its intervention only and within the limits of Client's instructions, if any. The Company's sole responsibility is to its Client and this document does not exonerate parties to a transaction from exercising all their rights and obligations under the transaction documents. This document cannot be reproduced except in full, without prior written approval of the Company. Any unauthorized alteration, forgery or falsification of the content or appearance of this document is unlawful and offenders may be prosecuted to the fullest extent of the law.

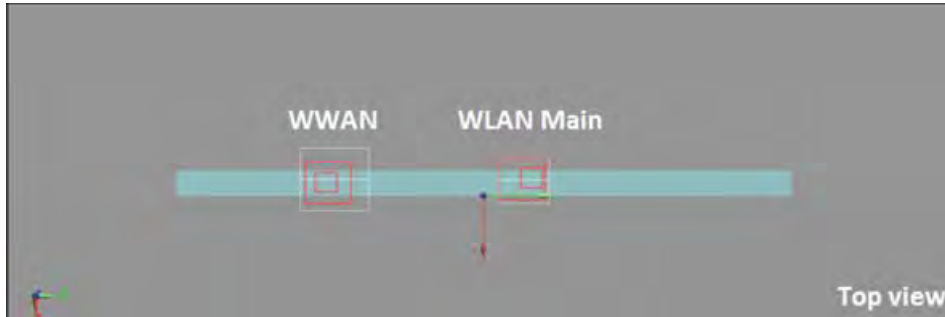
WCDMA Band II +5G WLAN Main



WCDMA Band IV +5G WLAN Main



WCDMA Band V +5G WLAN Main



LTE Band 2 + 5G WLAN Main



Unless otherwise stated the results shown in this test report refer only to the sample(s) tested and such sample(s) are retained for 90 days only.

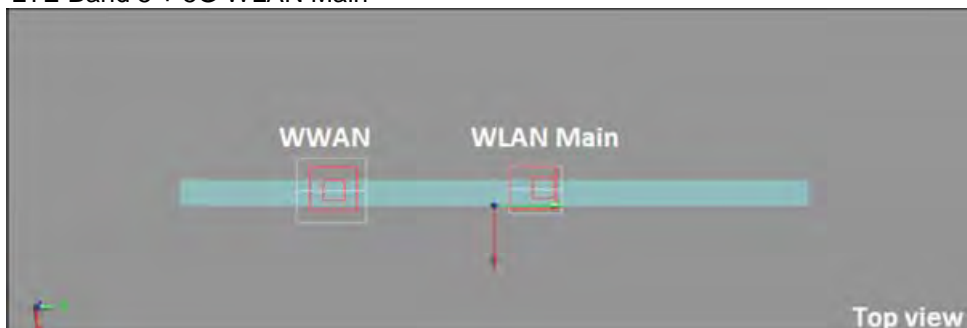
除非另有說明，此報告結果僅對測試之樣品負責，同時此樣品僅保留90天。本報告未經本公司書面許可，不可部份複製。

This document is issued by the Company subject to its General Conditions of Service printed overleaf, available on request or accessible at www.sgs.com/terms_and_conditions.htm and for electronic format documents, subject to Terms and Conditions for Electronic Documents at www.sgs.com/terms_e-document.htm. Attention is drawn to the limitation of liability, indemnification and jurisdiction issues defined therein. Any holder of this document is advised that information contained hereon reflects the Company's findings at the time of its intervention only and within the limits of Client's instructions, if any. The Company's sole responsibility is to its Client and this document does not exonerate parties to a transaction from exercising all their rights and obligations under the transaction documents. This document cannot be reproduced except in full, without prior written approval of the Company. Any unauthorized alteration, forgery or falsification of the content or appearance of this document is unlawful and offenders may be prosecuted to the fullest extent of the law.

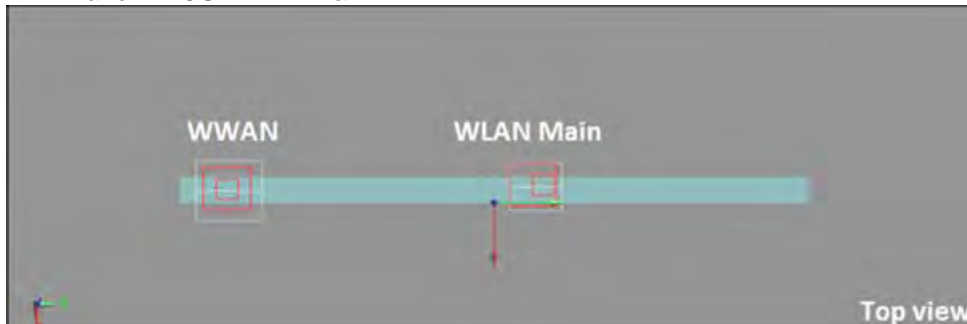
LTE Band 4 + 5G WLAN Main



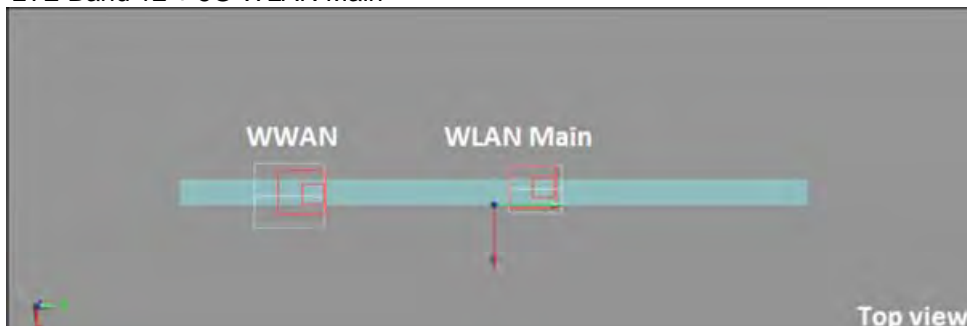
LTE Band 5 + 5G WLAN Main



LTE Band 7 + 5G WLAN Main



LTE Band 12 + 5G WLAN Main



Unless otherwise stated the results shown in this test report refer only to the sample(s) tested and such sample(s) are retained for 90 days only.

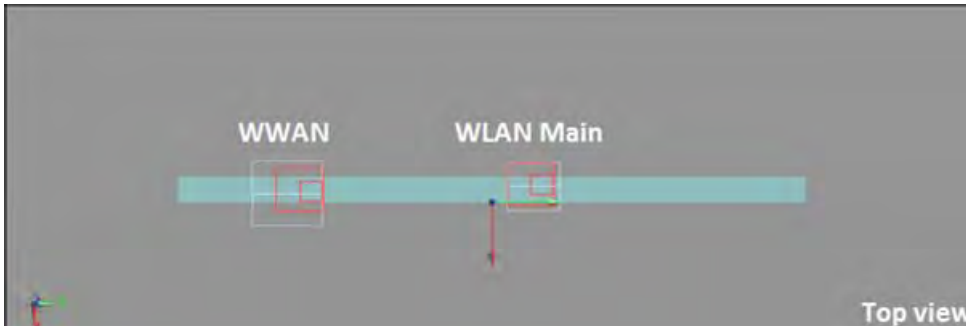
除非另有說明，此報告結果僅對測試之樣品負責，同時此樣品僅保留90天。本報告未經本公司書面許可，不可部份複製。

This document is issued by the Company subject to its General Conditions of Service printed overleaf, available on request or accessible at www.sgs.com/terms_and_conditions.htm and for electronic format documents, subject to Terms and Conditions for Electronic Documents at www.sgs.com/terms_e-document.htm. Attention is drawn to the limitation of liability, indemnification and jurisdiction issues defined therein. Any holder of this document is advised that information contained hereon reflects the Company's findings at the time of its intervention only and within the limits of Client's instructions, if any. The Company's sole responsibility is to its Client and this document does not exonerate parties to a transaction from exercising all their rights and obligations under the transaction documents. This document cannot be reproduced except in full, without prior written approval of the Company. Any unauthorized alteration, forgery or falsification of the content or appearance of this document is unlawful and offenders may be prosecuted to the fullest extent of the law.

LTE Band 13 + 5G WLAN Main



LTE Band 17 + 5G WLAN Main



LTE Band 25 + 5G WLAN Main



LTE Band 26 + 5G WLAN Main



Unless otherwise stated the results shown in this test report refer only to the sample(s) tested and such sample(s) are retained for 90 days only.

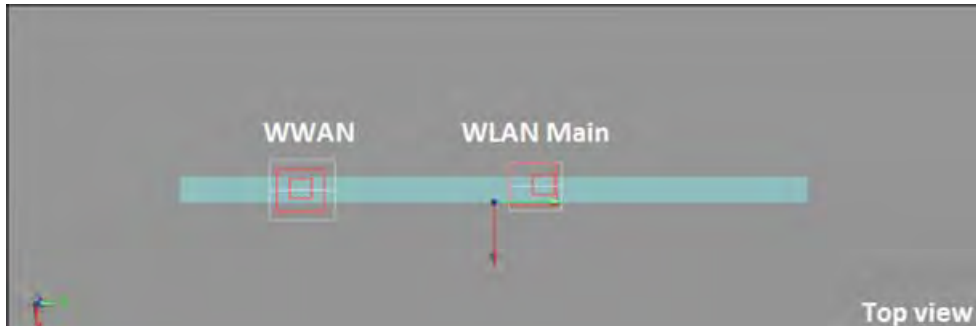
除非另有說明，此報告結果僅對測試之樣品負責，同時此樣品僅保留90天。本報告未經本公司書面許可，不可部份複製。

This document is issued by the Company subject to its General Conditions of Service printed overleaf, available on request or accessible at www.sgs.com/terms_and_conditions.htm and for electronic format documents, subject to Terms and Conditions for Electronic Documents at www.sgs.com/terms_e-document.htm. Attention is drawn to the limitation of liability, indemnification and jurisdiction issues defined therein. Any holder of this document is advised that information contained hereon reflects the Company's findings at the time of its intervention only and within the limits of Client's instructions, if any. The Company's sole responsibility is to its Client and this document does not exonerate parties to a transaction from exercising all their rights and obligations under the transaction documents. This document cannot be reproduced except in full, without prior written approval of the Company. Any unauthorized alteration, forgery or falsification of the content or appearance of this document is unlawful and offenders may be prosecuted to the fullest extent of the law.

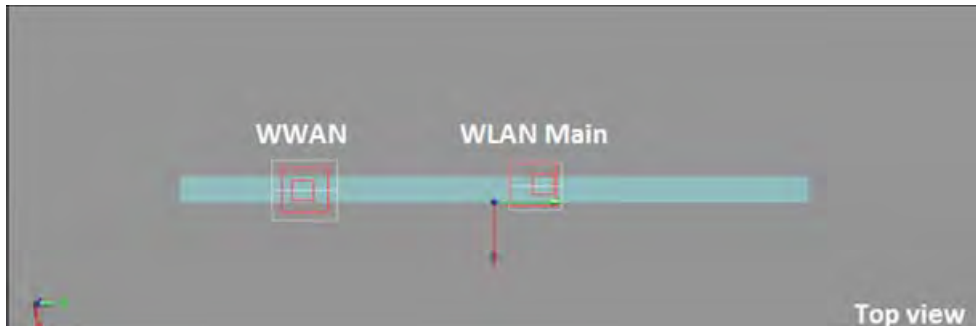
LTE Band 30 + 5G WLAN Main



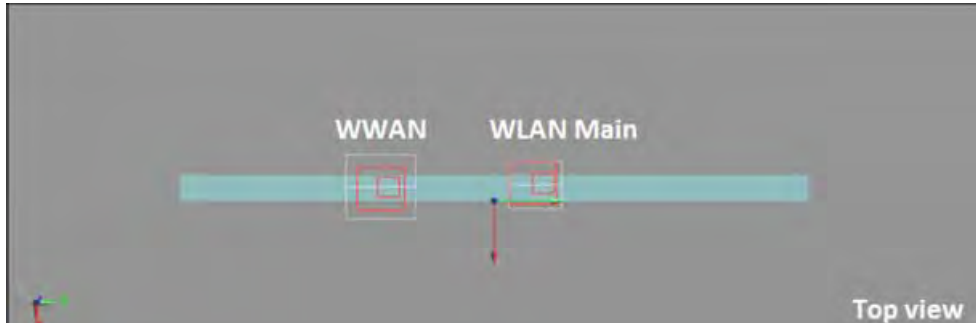
LTE Band 38 + 5G WLAN Main



LTE Band 41 + 5G WLAN Main



LTE Band 66 + 5G WLAN Main



Unless otherwise stated the results shown in this test report refer only to the sample(s) tested and such sample(s) are retained for 90 days only.

除非另有說明，此報告結果僅對測試之樣品負責，同時此樣品僅保留90天。本報告未經本公司書面許可，不可部份複製。

This document is issued by the Company subject to its General Conditions of Service printed overleaf, available on request or accessible at www.sgs.com/terms_and_conditions.htm and for electronic format documents, subject to Terms and Conditions for Electronic Documents at www.sgs.com/terms_e-document.htm. Attention is drawn to the limitation of liability, indemnification and jurisdiction issues defined therein. Any holder of this document is advised that information contained hereon reflects the Company's findings at the time of its intervention only and within the limits of Client's instructions, if any. The Company's sole responsibility is to its Client and this document does not exonerate parties to a transaction from exercising all their rights and obligations under the transaction documents. This document cannot be reproduced except in full, without prior written approval of the Company. Any unauthorized alteration, forgery or falsification of the content or appearance of this document is unlawful and offenders may be prosecuted to the fullest extent of the law.

Top side WWAN + 5G WLAN Aux

Position	Conditions	SAR Value (W/kg)	Coordinates (cm)			ΣSAR (W/kg)	Peak Location Separation Distance (mm)	SPLSR	Simultaneous Transmission SAR Test
			x	y	z				
Top side	WLAN Aux	0.850	-6.40	106.80	-3.87	-	-	-	-
	WCDMA Band 2	0.865	-4.60	-49.90	-3.82	1.715	156.71	0.014	SPLSR ≤ 0.04,
	WCDMA Band 4	0.756	-4.50	-47.10	-3.95	1.606	153.91	0.013	SPLSR ≤ 0.04,
	WCDMA Band 5	0.707	-6.90	-71.60	-4.52	1.557	178.40	0.011	SPLSR ≤ 0.04,
	LTE Band 2	0.897	-7.70	-48.30	-4.38	1.747	155.11	0.015	SPLSR ≤ 0.04,
	LTE Band 4	0.700	-7.00	-45.60	-3.69	1.550	152.40	0.013	SPLSR ≤ 0.04,
	LTE Band 5	0.803	-7.50	-74.50	-4.69	1.653	181.31	0.012	SPLSR ≤ 0.04,
	LTE Band 7	1.204	-7.00	-122.60	-3.04	2.054	229.40	0.013	SPLSR ≤ 0.04,
	LTE Band 12	0.860	-6.10	-78.00	-4.53	1.710	184.80	0.012	SPLSR ≤ 0.04,
	LTE Band 13	0.703	-6.10	-77.50	-4.57	1.553	184.30	0.011	SPLSR ≤ 0.04,
	LTE Band 17	0.903	-6.10	-78.00	-4.54	1.753	184.80	0.013	SPLSR ≤ 0.04,
	LTE Band 25	0.900	-7.70	-48.30	-4.38	1.750	155.11	0.015	SPLSR ≤ 0.04,
	LTE Band 26	0.724	-7.50	-74.40	-4.71	1.574	181.21	0.011	SPLSR ≤ 0.04,
	LTE Band 30	1.138	-9.60	-122.80	-1.62	1.988	229.63	0.012	SPLSR ≤ 0.04,
	LTE Band 38	1.206	-7.00	-89.00	-3.33	2.056	195.80	0.015	SPLSR ≤ 0.04,
LTE Band 41	1.208	-6.00	-88.80	-2.80	2.058	195.60	0.015	SPLSR ≤ 0.04,	
LTE Band 66	0.633	-7.00	-45.70	-4.24	1.483	152.50	0.012	SPLSR ≤ 0.04,	

Unless otherwise stated the results shown in this test report refer only to the sample(s) tested and such sample(s) are retained for 90 days only.

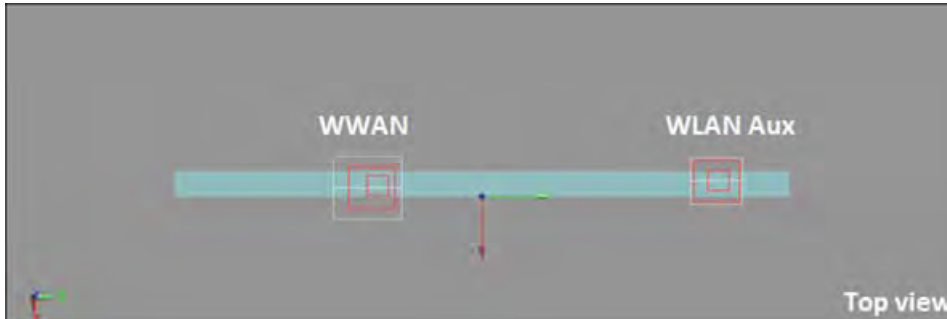
除非另有說明，此報告結果僅對測試之樣品負責，同時此樣品僅保留90天。本報告未經本公司書面許可，不可部份複製。

This document is issued by the Company subject to its General Conditions of Service printed overleaf, available on request or accessible at www.sgs.com/terms_and_conditions.htm and for electronic format documents, subject to Terms and Conditions for Electronic Documents at www.sgs.com/terms_e-document.htm. Attention is drawn to the limitation of liability, indemnification and jurisdiction issues defined therein. Any holder of this document is advised that information contained hereon reflects the Company's findings at the time of its intervention only and within the limits of Client's instructions, if any. The Company's sole responsibility is to its Client and this document does not exonerate parties to a transaction from exercising all their rights and obligations under the transaction documents. This document cannot be reproduced except in full, without prior written approval of the Company. Any unauthorized alteration, forgery or falsification of the content or appearance of this document is unlawful and offenders may be prosecuted to the fullest extent of the law.

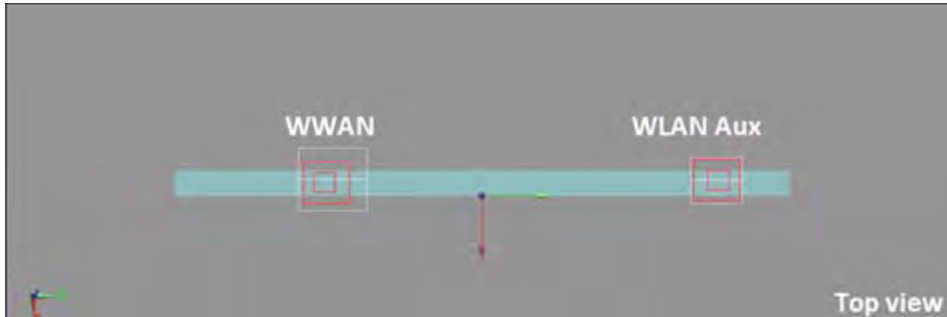
WCDMA Band II + 5G WLAN Aux



WCDMA Band IV + 5G WLAN Aux



WCDMA Band V + 5G WLAN Aux



LTE Band 2 + 5G WLAN Aux

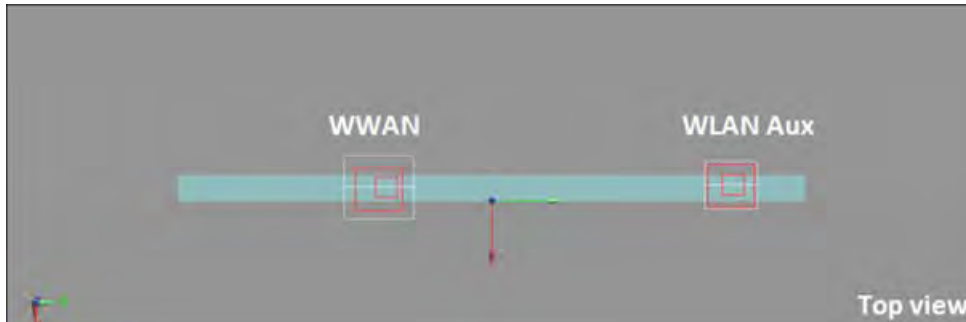


Unless otherwise stated the results shown in this test report refer only to the sample(s) tested and such sample(s) are retained for 90 days only.

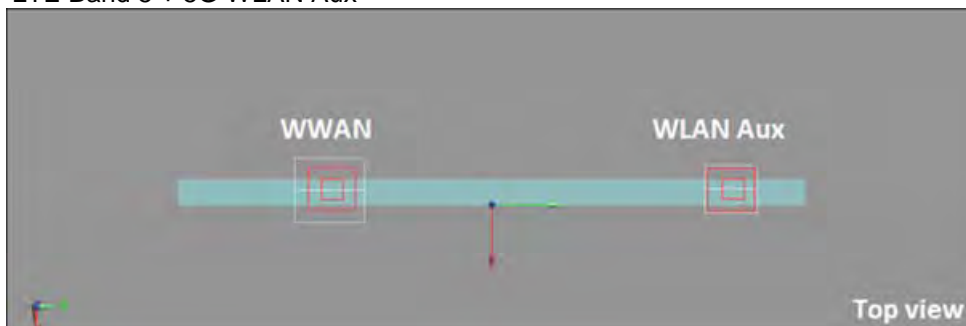
除非另有說明，此報告結果僅對測試之樣品負責，同時此樣品僅保留90天。本報告未經本公司書面許可，不可部份複製。

This document is issued by the Company subject to its General Conditions of Service printed overleaf, available on request or accessible at www.sgs.com/terms_and_conditions.htm and for electronic format documents, subject to Terms and Conditions for Electronic Documents at www.sgs.com/terms_e-document.htm. Attention is drawn to the limitation of liability, indemnification and jurisdiction issues defined therein. Any holder of this document is advised that information contained hereon reflects the Company's findings at the time of its intervention only and within the limits of Client's instructions, if any. The Company's sole responsibility is to its Client and this document does not exonerate parties to a transaction from exercising all their rights and obligations under the transaction documents. This document cannot be reproduced except in full, without prior written approval of the Company. Any unauthorized alteration, forgery or falsification of the content or appearance of this document is unlawful and offenders may be prosecuted to the fullest extent of the law.

LTE Band 4 + 5G WLAN Aux



LTE Band 5 + 5G WLAN Aux



LTE Band 7 + 5G WLAN Aux



LTE Band 12 + 5G WLAN Aux

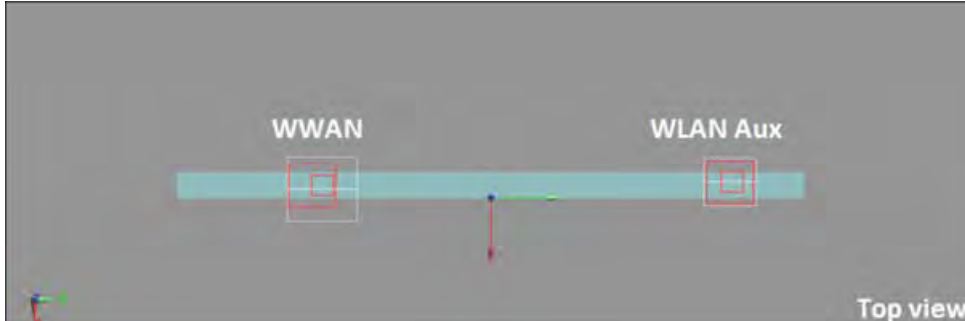


Unless otherwise stated the results shown in this test report refer only to the sample(s) tested and such sample(s) are retained for 90 days only.

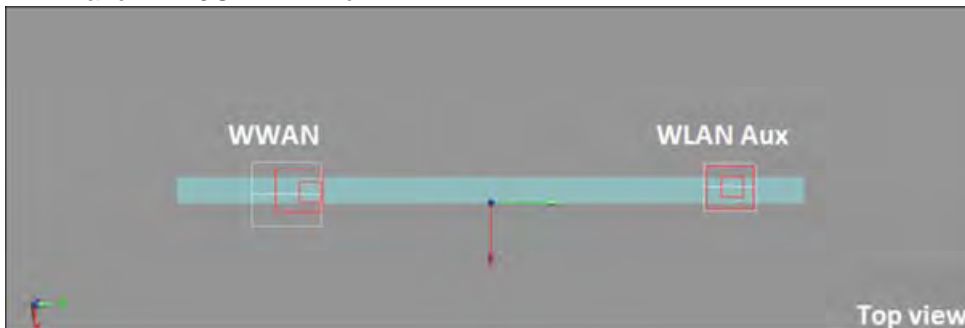
除非另有說明，此報告結果僅對測試之樣品負責，同時此樣品僅保留90天。本報告未經本公司書面許可，不可部份複製。

This document is issued by the Company subject to its General Conditions of Service printed overleaf, available on request or accessible at www.sgs.com/terms_and_conditions.htm and for electronic format documents, subject to Terms and Conditions for Electronic Documents at www.sgs.com/terms_e-document.htm. Attention is drawn to the limitation of liability, indemnification and jurisdiction issues defined therein. Any holder of this document is advised that information contained hereon reflects the Company's findings at the time of its intervention only and within the limits of Client's instructions, if any. The Company's sole responsibility is to its Client and this document does not exonerate parties to a transaction from exercising all their rights and obligations under the transaction documents. This document cannot be reproduced except in full, without prior written approval of the Company. Any unauthorized alteration, forgery or falsification of the content or appearance of this document is unlawful and offenders may be prosecuted to the fullest extent of the law.

LTE Band 13 + 5G WLAN Aux



LTE Band 17 + 5G WLAN Aux



LTE Band 25 + 5G WLAN Aux



LTE Band 26 + 5G WLAN Aux




Unless otherwise stated the results shown in this test report refer only to the sample(s) tested and such sample(s) are retained for 90 days only.

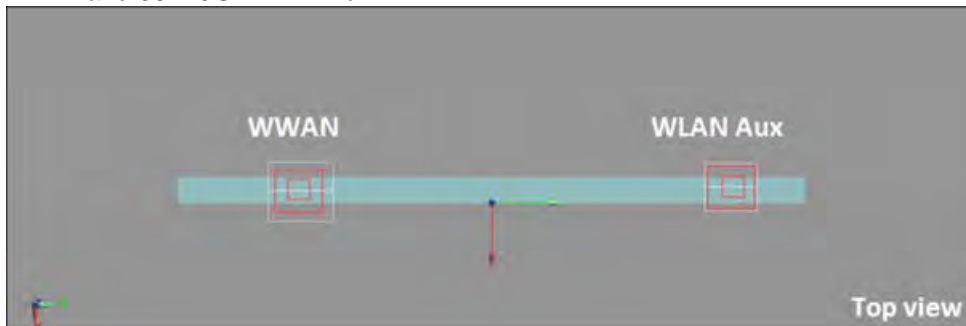
除非另有說明，此報告結果僅對測試之樣品負責，同時此樣品僅保留90天。本報告未經本公司書面許可，不可部份複製。

This document is issued by the Company subject to its General Conditions of Service printed overleaf, available on request or accessible at www.sgs.com/terms_and_conditions.htm and for electronic format documents, subject to Terms and Conditions for Electronic Documents at www.sgs.com/terms_e-document.htm. Attention is drawn to the limitation of liability, indemnification and jurisdiction issues defined therein. Any holder of this document is advised that information contained hereon reflects the Company's findings at the time of its intervention only and within the limits of Client's instructions, if any. The Company's sole responsibility is to its Client and this document does not exonerate parties to a transaction from exercising all their rights and obligations under the transaction documents. This document cannot be reproduced except in full, without prior written approval of the Company. Any unauthorized alteration, forgery or falsification of the content or appearance of this document is unlawful and offenders may be prosecuted to the fullest extent of the law.

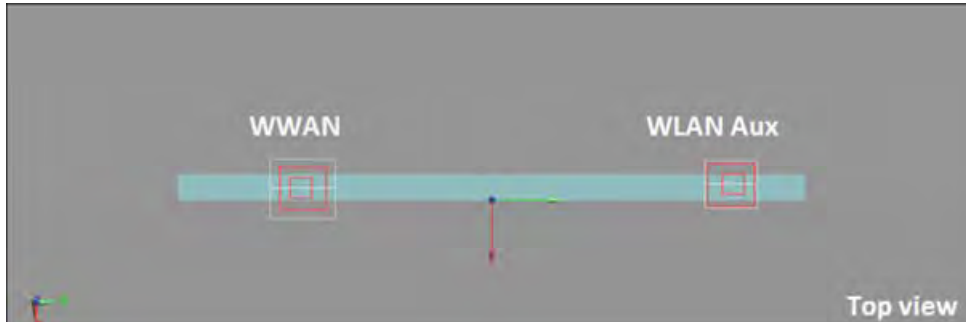
LTE Band 30 + 5G WLAN Aux



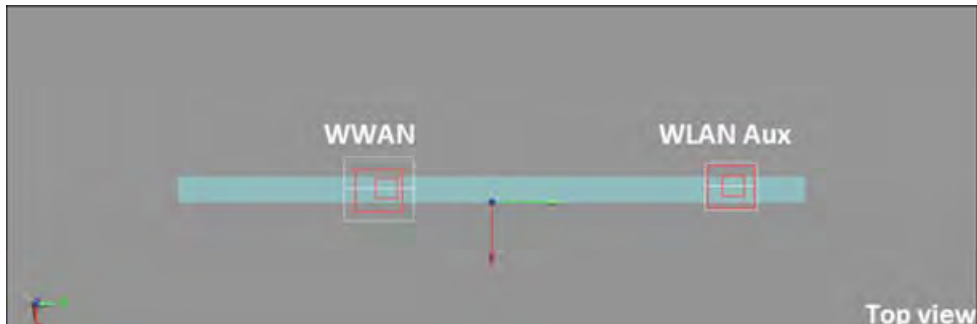
LTE Band 38 + 5G WLAN Aux



LTE Band 41 + 5G WLAN Aux



LTE Band 66 + 5G WLAN Aux



Unless otherwise stated the results shown in this test report refer only to the sample(s) tested and such sample(s) are retained for 90 days only.

除非另有說明，此報告結果僅對測試之樣品負責，同時此樣品僅保留90天。本報告未經本公司書面許可，不可部份複製。

This document is issued by the Company subject to its General Conditions of Service printed overleaf, available on request or accessible at www.sgs.com/terms_and_conditions.htm and for electronic format documents, subject to Terms and Conditions for Electronic Documents at www.sgs.com/terms_e-document.htm. Attention is drawn to the limitation of liability, indemnification and jurisdiction issues defined therein. Any holder of this document is advised that information contained hereon reflects the Company's findings at the time of its intervention only and within the limits of Client's instructions, if any. The Company's sole responsibility is to its Client and this document does not exonerate parties to a transaction from exercising all their rights and obligations under the transaction documents. This document cannot be reproduced except in full, without prior written approval of the Company. Any unauthorized alteration, forgery or falsification of the content or appearance of this document is unlawful and offenders may be prosecuted to the fullest extent of the law.

Top side WWAN + BT


Position	Conditions	SAR Value (W/kg)	Coordinates (cm)			Σ SAR (W/kg)	Peak Location Separation Distance (mm)	SPLSR	Simultaneous Transmission SAR Test
			x	y	z				
Top side	BT	0.040	-6.63	106.70	-3.85	-	-	-	-
	LTE Band 7	1.204	-7.00	-122.60	-3.04	1.244	229.30	0.006	SPLSR \leq 0.04,
	LTE Band 30	1.138	-9.60	-122.80	-1.62	1.178	229.53	0.006	SPLSR \leq 0.04,
	LTE Band 38	1.206	-7.00	-89.00	-3.33	1.246	195.70	0.007	SPLSR \leq 0.04,
	LTE Band 41	1.208	-6.00	-88.80	-2.80	1.248	195.50	0.007	SPLSR \leq 0.04,

Unless otherwise stated the results shown in this test report refer only to the sample(s) tested and such sample(s) are retained for 90 days only.


除非另有說明，此報告結果僅對測試之樣品負責，同時此樣品僅保留90天。本報告未經本公司書面許可，不可部份複製。

This document is issued by the Company subject to its General Conditions of Service printed overleaf, available on request or accessible at www.sgs.com/terms_and_conditions.htm and for electronic format documents, subject to Terms and Conditions for Electronic Documents at www.sgs.com/terms_e-document.htm. Attention is drawn to the limitation of liability, indemnification and jurisdiction issues defined therein. Any holder of this document is advised that information contained hereon reflects the Company's findings at the time of its intervention only and within the limits of Client's instructions, if any. The Company's sole responsibility is to its Client and this document does not exonerate parties to a transaction from exercising all their rights and obligations under the transaction documents. This document cannot be reproduced except in full, without prior written approval of the Company. Any unauthorized alteration, forgery or falsification of the content or appearance of this document is unlawful and offenders may be prosecuted to the fullest extent of the law.

LTE Band 7 + BT



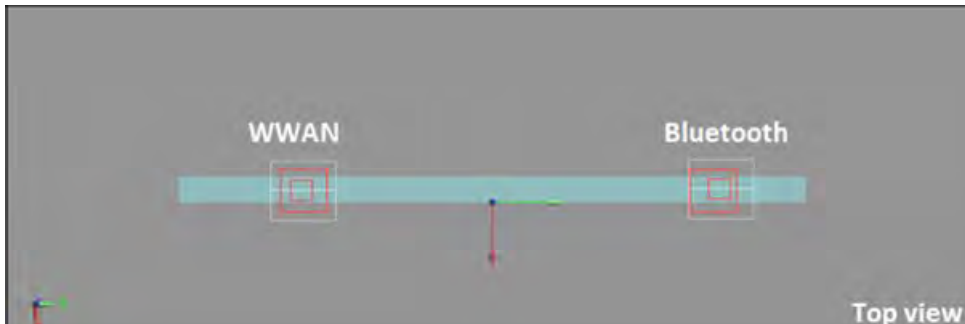
LTE Band 30 + BT



LTE Band 38 + BT



LTE Band 41 + BT



Unless otherwise stated the results shown in this test report refer only to the sample(s) tested and such sample(s) are retained for 90 days only.

除非另有說明，此報告結果僅對測試之樣品負責，同時此樣品僅保留90天。本報告未經本公司書面許可，不可部份複製。

This document is issued by the Company subject to its General Conditions of Service printed overleaf, available on request or accessible at www.sgs.com/terms_and_conditions.htm and for electronic format documents, subject to Terms and Conditions for Electronic Documents at www.sgs.com/terms_e-document.htm. Attention is drawn to the limitation of liability, indemnification and jurisdiction issues defined therein. Any holder of this document is advised that information contained hereon reflects the Company's findings at the time of its intervention only and within the limits of Client's instructions, if any. The Company's sole responsibility is to its Client and this document does not exonerate parties to a transaction from exercising all their rights and obligations under the transaction documents. This document cannot be reproduced except in full, without prior written approval of the Company. Any unauthorized alteration, forgery or falsification of the content or appearance of this document is unlawful and offenders may be prosecuted to the fullest extent of the law.

Bottom side WWAN + 2.4G WLAN

Position	Conditions	Distance (mm)	Max. WWAN	Max. WLAN	Max. WLAN Aux	SAR Sum	SPLSR
Bottom side	WCDMA Band 2	0	0.003	0.400	0.400	0.803	Σ SAR<1.6, Not required
	WCDMA Band 4	0	0.007	0.400	0.400	0.807	Σ SAR<1.6, Not required
	WCDMA Band 5	0	0.005	0.400	0.400	0.805	Σ SAR<1.6, Not required
	LTE Band 2	0	0.002	0.400	0.400	0.802	Σ SAR<1.6, Not required
	LTE Band 4	0	0.004	0.400	0.400	0.804	Σ SAR<1.6, Not required
	LTE Band 5	0	0.068	0.400	0.400	0.868	Σ SAR<1.6, Not required
	LTE Band 7	0	0.033	0.400	0.400	0.833	Σ SAR<1.6, Not required
	LTE Band 12	0	0.067	0.400	0.400	0.867	Σ SAR<1.6, Not required
	LTE Band 13	0	0.058	0.400	0.400	0.858	Σ SAR<1.6, Not required
	LTE Band 17	0	0.066	0.400	0.400	0.866	Σ SAR<1.6, Not required
	LTE Band 25	0	0.004	0.400	0.400	0.804	Σ SAR<1.6, Not required
	LTE Band 26	0	0.055	0.400	0.400	0.855	Σ SAR<1.6, Not required
	LTE Band 30	0	0.013	0.400	0.400	0.813	Σ SAR<1.6, Not required
	LTE Band 38	0	0.030	0.400	0.400	0.830	Σ SAR<1.6, Not required
LTE Band 41	0	0.025	0.400	0.400	0.825	Σ SAR<1.6, Not required	
LTE Band 66	0	0.012	0.400	0.400	0.812	Σ SAR<1.6, Not required	

Unless otherwise stated the results shown in this test report refer only to the sample(s) tested and such sample(s) are retained for 90 days only.

除非另有說明，此報告結果僅對測試之樣品負責，同時此樣品僅保留90天。本報告未經本公司書面許可，不可部份複製。

This document is issued by the Company subject to its General Conditions of Service printed overleaf, available on request or accessible at www.sgs.com/terms_and_conditions.htm and for electronic format documents, subject to Terms and Conditions for Electronic Documents at www.sgs.com/terms_e-document.htm. Attention is drawn to the limitation of liability, indemnification and jurisdiction issues defined therein. Any holder of this document is advised that information contained hereon reflects the Company's findings at the time of its intervention only and within the limits of Client's instructions, if any. The Company's sole responsibility is to its Client and this document does not exonerate parties to a transaction from exercising all their rights and obligations under the transaction documents. This document cannot be reproduced except in full, without prior written approval of the Company. Any unauthorized alteration, forgery or falsification of the content or appearance of this document is unlawful and offenders may be prosecuted to the fullest extent of the law.

Bottom side WWAN + 5G WLAN

Position	Conditions	Distance (mm)	Max. WWAN	Max. WLAN	Max. WLAN Aux	SAR Sum	SPLSR
Bottom side	WCDMA Band 2	0	0.003	0.400	0.400	0.803	Σ SAR<1.6, Not required
	WCDMA Band 4	0	0.007	0.400	0.400	0.807	Σ SAR<1.6, Not required
	WCDMA Band 5	0	0.005	0.400	0.400	0.805	Σ SAR<1.6, Not required
	LTE Band 2	0	0.002	0.400	0.400	0.802	Σ SAR<1.6, Not required
	LTE Band 4	0	0.004	0.400	0.400	0.804	Σ SAR<1.6, Not required
	LTE Band 5	0	0.068	0.400	0.400	0.868	Σ SAR<1.6, Not required
	LTE Band 7	0	0.033	0.400	0.400	0.833	Σ SAR<1.6, Not required
	LTE Band 12	0	0.067	0.400	0.400	0.867	Σ SAR<1.6, Not required
	LTE Band 13	0	0.058	0.400	0.400	0.858	Σ SAR<1.6, Not required
	LTE Band 17	0	0.066	0.400	0.400	0.866	Σ SAR<1.6, Not required
	LTE Band 25	0	0.004	0.400	0.400	0.804	Σ SAR<1.6, Not required
	LTE Band 26	0	0.055	0.400	0.400	0.855	Σ SAR<1.6, Not required
	LTE Band 30	0	0.013	0.400	0.400	0.813	Σ SAR<1.6, Not required
	LTE Band 38	0	0.030	0.400	0.400	0.830	Σ SAR<1.6, Not required
	LTE Band 41	0	0.025	0.400	0.400	0.825	Σ SAR<1.6, Not required
LTE Band 66	0	0.012	0.400	0.400	0.812	Σ SAR<1.6, Not required	

Unless otherwise stated the results shown in this test report refer only to the sample(s) tested and such sample(s) are retained for 90 days only.

除非另有說明，此報告結果僅對測試之樣品負責，同時此樣品僅保留90天。本報告未經本公司書面許可，不可部份複製。

This document is issued by the Company subject to its General Conditions of Service printed overleaf, available on request or accessible at www.sgs.com/terms_and_conditions.htm and for electronic format documents, subject to Terms and Conditions for Electronic Documents at www.sgs.com/terms_e-document.htm. Attention is drawn to the limitation of liability, indemnification and jurisdiction issues defined therein. Any holder of this document is advised that information contained hereon reflects the Company's findings at the time of its intervention only and within the limits of Client's instructions, if any. The Company's sole responsibility is to its Client and this document does not exonerate parties to a transaction from exercising all their rights and obligations under the transaction documents. This document cannot be reproduced except in full, without prior written approval of the Company. Any unauthorized alteration, forgery or falsification of the content or appearance of this document is unlawful and offenders may be prosecuted to the fullest extent of the law.

Bottom side WWAN + 2.4G WLAN + BT

Position	Conditions	Distance (mm)	Max. WWAN	Max. WLAN Main	BT	SAR Sum	SPLSR
Bottom side	WCDMA Band 2	0	0.003	0.400	0.400	0.803	ΣSAR<1.6, Not required
	WCDMA Band 4	0	0.007	0.400	0.400	0.807	ΣSAR<1.6, Not required
	WCDMA Band 5	0	0.005	0.400	0.400	0.805	ΣSAR<1.6, Not required
	LTE Band 2	0	0.002	0.400	0.400	0.802	ΣSAR<1.6, Not required
	LTE Band 4	0	0.004	0.400	0.400	0.804	ΣSAR<1.6, Not required
	LTE Band 5	0	0.068	0.400	0.400	0.868	ΣSAR<1.6, Not required
	LTE Band 7	0	0.033	0.400	0.400	0.833	ΣSAR<1.6, Not required
	LTE Band 12	0	0.067	0.400	0.400	0.867	ΣSAR<1.6, Not required
	LTE Band 13	0	0.058	0.400	0.400	0.858	ΣSAR<1.6, Not required
	LTE Band 17	0	0.066	0.400	0.400	0.866	ΣSAR<1.6, Not required
	LTE Band 25	0	0.004	0.400	0.400	0.804	ΣSAR<1.6, Not required
	LTE Band 26	0	0.055	0.400	0.400	0.855	ΣSAR<1.6, Not required
	LTE Band 30	0	0.013	0.400	0.400	0.813	ΣSAR<1.6, Not required
	LTE Band 38	0	0.030	0.400	0.400	0.830	ΣSAR<1.6, Not required
	LTE Band 41	0	0.025	0.400	0.400	0.825	ΣSAR<1.6, Not required
LTE Band 66	0	0.012	0.400	0.400	0.812	ΣSAR<1.6, Not required	

Unless otherwise stated the results shown in this test report refer only to the sample(s) tested and such sample(s) are retained for 90 days only.

除非另有說明，此報告結果僅對測試之樣品負責，同時此樣品僅保留90天。本報告未經本公司書面許可，不可部份複製。

This document is issued by the Company subject to its General Conditions of Service printed overleaf, available on request or accessible at www.sgs.com/terms_and_conditions.htm and for electronic format documents, subject to Terms and Conditions for Electronic Documents at www.sgs.com/terms_e-document.htm. Attention is drawn to the limitation of liability, indemnification and jurisdiction issues defined therein. Any holder of this document is advised that information contained hereon reflects the Company's findings at the time of its intervention only and within the limits of Client's instructions, if any. The Company's sole responsibility is to its Client and this document does not exonerate parties to a transaction from exercising all their rights and obligations under the transaction documents. This document cannot be reproduced except in full, without prior written approval of the Company. Any unauthorized alteration, forgery or falsification of the content or appearance of this document is unlawful and offenders may be prosecuted to the fullest extent of the law.

Bottom side WWAN + 5G WLAN Main + BT

Position	Conditions	Distance (mm)	Max. WWAN	Max. WLAN Main	BT	SAR Sum	SPLSR
Bottom side	WCDMA Band 2	0	0.003	0.400	0.400	0.803	ΣSAR<1.6, Not required
	WCDMA Band 4	0	0.007	0.400	0.400	0.807	ΣSAR<1.6, Not required
	WCDMA Band 5	0	0.005	0.400	0.400	0.805	ΣSAR<1.6, Not required
	LTE Band 2	0	0.002	0.400	0.400	0.802	ΣSAR<1.6, Not required
	LTE Band 4	0	0.004	0.400	0.400	0.804	ΣSAR<1.6, Not required
	LTE Band 5	0	0.068	0.400	0.400	0.868	ΣSAR<1.6, Not required
	LTE Band 7	0	0.033	0.400	0.400	0.833	ΣSAR<1.6, Not required
	LTE Band 12	0	0.067	0.400	0.400	0.867	ΣSAR<1.6, Not required
	LTE Band 13	0	0.058	0.400	0.400	0.858	ΣSAR<1.6, Not required
	LTE Band 17	0	0.066	0.400	0.400	0.866	ΣSAR<1.6, Not required
	LTE Band 25	0	0.004	0.400	0.400	0.804	ΣSAR<1.6, Not required
	LTE Band 26	0	0.055	0.400	0.400	0.855	ΣSAR<1.6, Not required
	LTE Band 30	0	0.013	0.400	0.400	0.813	ΣSAR<1.6, Not required
	LTE Band 38	0	0.030	0.400	0.400	0.830	ΣSAR<1.6, Not required
	LTE Band 41	0	0.025	0.400	0.400	0.825	ΣSAR<1.6, Not required
LTE Band 66	0	0.012	0.400	0.400	0.812	ΣSAR<1.6, Not required	

Unless otherwise stated the results shown in this test report refer only to the sample(s) tested and such sample(s) are retained for 90 days only.

除非另有說明，此報告結果僅對測試之樣品負責，同時此樣品僅保留90天。本報告未經本公司書面許可，不可部份複製。

This document is issued by the Company subject to its General Conditions of Service printed overleaf, available on request or accessible at www.sgs.com/terms_and_conditions.htm and for electronic format documents, subject to Terms and Conditions for Electronic Documents at www.sgs.com/terms_e-document.htm. Attention is drawn to the limitation of liability, indemnification and jurisdiction issues defined therein. Any holder of this document is advised that information contained hereon reflects the Company's findings at the time of its intervention only and within the limits of Client's instructions, if any. The Company's sole responsibility is to its Client and this document does not exonerate parties to a transaction from exercising all their rights and obligations under the transaction documents. This document cannot be reproduced except in full, without prior written approval of the Company. Any unauthorized alteration, forgery or falsification of the content or appearance of this document is unlawful and offenders may be prosecuted to the fullest extent of the law.

Right side WWAN + 2.4G WLAN Main

Position	Conditions	Distance (mm)	Max. WWAN	Max. WLAN	Max. WLAN Aux	SAR Sum	SPLSR
Right side	WCDMA Band 2	0	0.019	0.400	0.050	0.469	ΣSAR<1.6, Not required
	WCDMA Band 4	0	0.062	0.400	0.050	0.512	ΣSAR<1.6, Not required
	WCDMA Band 5	0	0.085	0.400	0.050	0.535	ΣSAR<1.6, Not required
	LTE Band 2	0	0.019	0.400	0.050	0.469	ΣSAR<1.6, Not required
	LTE Band 4	0	0.051	0.400	0.050	0.501	ΣSAR<1.6, Not required
	LTE Band 5	0	0.127	0.400	0.050	0.577	ΣSAR<1.6, Not required
	LTE Band 7	0	0.036	0.400	0.050	0.486	ΣSAR<1.6, Not required
	LTE Band 12	0	0.053	0.400	0.050	0.503	ΣSAR<1.6, Not required
	LTE Band 13	0	0.031	0.400	0.050	0.481	ΣSAR<1.6, Not required
	LTE Band 17	0	0.064	0.400	0.050	0.514	ΣSAR<1.6, Not required
	LTE Band 25	0	0.018	0.400	0.050	0.468	ΣSAR<1.6, Not required
	LTE Band 26	0	0.058	0.400	0.050	0.508	ΣSAR<1.6, Not required
	LTE Band 30	0	0.010	0.400	0.050	0.460	ΣSAR<1.6, Not required
	LTE Band 38	0	0.010	0.400	0.050	0.460	ΣSAR<1.6, Not required
	LTE Band 41	0	0.008	0.400	0.050	0.458	ΣSAR<1.6, Not required
LTE Band 66	0	0.030	0.400	0.050	0.480	ΣSAR<1.6, Not required	

Unless otherwise stated the results shown in this test report refer only to the sample(s) tested and such sample(s) are retained for 90 days only.

除非另有說明，此報告結果僅對測試之樣品負責，同時此樣品僅保留90天。本報告未經本公司書面許可，不可部份複製。

This document is issued by the Company subject to its General Conditions of Service printed overleaf, available on request or accessible at www.sgs.com/terms_and_conditions.htm and for electronic format documents, subject to Terms and Conditions for Electronic Documents at www.sgs.com/terms_e-document.htm. Attention is drawn to the limitation of liability, indemnification and jurisdiction issues defined therein. Any holder of this document is advised that information contained hereon reflects the Company's findings at the time of its intervention only and within the limits of Client's instructions, if any. The Company's sole responsibility is to its Client and this document does not exonerate parties to a transaction from exercising all their rights and obligations under the transaction documents. This document cannot be reproduced except in full, without prior written approval of the Company. Any unauthorized alteration, forgery or falsification of the content or appearance of this document is unlawful and offenders may be prosecuted to the fullest extent of the law.

Right side WWAN + 5G WLAN

Position	Conditions	Distance (mm)	Max. WWAN	Max. WLAN	Max. WLAN Aux	SAR Sum	SPLSR
Right side	WCDMA Band 2	0	0.019	0.400	0.070	0.489	Σ SAR<1.6, Not required
	WCDMA Band 4	0	0.062	0.400	0.070	0.532	Σ SAR<1.6, Not required
	WCDMA Band 5	0	0.085	0.400	0.070	0.555	Σ SAR<1.6, Not required
	LTE Band 2	0	0.019	0.400	0.070	0.489	Σ SAR<1.6, Not required
	LTE Band 4	0	0.051	0.400	0.070	0.521	Σ SAR<1.6, Not required
	LTE Band 5	0	0.127	0.400	0.070	0.597	Σ SAR<1.6, Not required
	LTE Band 7	0	0.036	0.400	0.070	0.506	Σ SAR<1.6, Not required
	LTE Band 12	0	0.053	0.400	0.070	0.523	Σ SAR<1.6, Not required
	LTE Band 13	0	0.031	0.400	0.070	0.501	Σ SAR<1.6, Not required
	LTE Band 17	0	0.064	0.400	0.070	0.534	Σ SAR<1.6, Not required
	LTE Band 25	0	0.018	0.400	0.070	0.488	Σ SAR<1.6, Not required
	LTE Band 26	0	0.058	0.400	0.070	0.528	Σ SAR<1.6, Not required
	LTE Band 30	0	0.010	0.400	0.070	0.480	Σ SAR<1.6, Not required
	LTE Band 38	0	0.010	0.400	0.070	0.480	Σ SAR<1.6, Not required
LTE Band 41	0	0.008	0.400	0.070	0.478	Σ SAR<1.6, Not required	
LTE Band 66	0	0.030	0.400	0.070	0.500	Σ SAR<1.6, Not required	

Unless otherwise stated the results shown in this test report refer only to the sample(s) tested and such sample(s) are retained for 90 days only.

除非另有說明，此報告結果僅對測試之樣品負責，同時此樣品僅保留90天。本報告未經本公司書面許可，不可部份複製。

This document is issued by the Company subject to its General Conditions of Service printed overleaf, available on request or accessible at www.sgs.com/terms_and_conditions.htm and for electronic format documents, subject to Terms and Conditions for Electronic Documents at www.sgs.com/terms_e-document.htm. Attention is drawn to the limitation of liability, indemnification and jurisdiction issues defined therein. Any holder of this document is advised that information contained hereon reflects the Company's findings at the time of its intervention only and within the limits of Client's instructions, if any. The Company's sole responsibility is to its Client and this document does not exonerate parties to a transaction from exercising all their rights and obligations under the transaction documents. This document cannot be reproduced except in full, without prior written approval of the Company. Any unauthorized alteration, forgery or falsification of the content or appearance of this document is unlawful and offenders may be prosecuted to the fullest extent of the law.

Right side WWAN + 2.4G WLAN Main + BT

Position	Conditions	Distance (mm)	Max. WWAN	Max. WLAN Main	BT	SAR Sum	SPLSR
Right side	WCDMA Band 2	0	0.019	0.400	0.010	0.429	Σ SAR<1.6, Not required
	WCDMA Band 4	0	0.062	0.400	0.010	0.472	Σ SAR<1.6, Not required
	WCDMA Band 5	0	0.085	0.400	0.010	0.495	Σ SAR<1.6, Not required
	LTE Band 2	0	0.019	0.400	0.010	0.429	Σ SAR<1.6, Not required
	LTE Band 4	0	0.051	0.400	0.010	0.461	Σ SAR<1.6, Not required
	LTE Band 5	0	0.127	0.400	0.010	0.537	Σ SAR<1.6, Not required
	LTE Band 7	0	0.036	0.400	0.010	0.446	Σ SAR<1.6, Not required
	LTE Band 12	0	0.053	0.400	0.010	0.463	Σ SAR<1.6, Not required
	LTE Band 13	0	0.031	0.400	0.010	0.441	Σ SAR<1.6, Not required
	LTE Band 17	0	0.064	0.400	0.010	0.474	Σ SAR<1.6, Not required
	LTE Band 25	0	0.018	0.400	0.010	0.428	Σ SAR<1.6, Not required
	LTE Band 26	0	0.058	0.400	0.010	0.468	Σ SAR<1.6, Not required
	LTE Band 30	0	0.010	0.400	0.010	0.420	Σ SAR<1.6, Not required
	LTE Band 38	0	0.010	0.400	0.010	0.420	Σ SAR<1.6, Not required
	LTE Band 41	0	0.008	0.400	0.010	0.418	Σ SAR<1.6, Not required
LTE Band 66	0	0.030	0.400	0.010	0.440	Σ SAR<1.6, Not required	

Unless otherwise stated the results shown in this test report refer only to the sample(s) tested and such sample(s) are retained for 90 days only.

除非另有說明，此報告結果僅對測試之樣品負責，同時此樣品僅保留90天。本報告未經本公司書面許可，不可部份複製。

This document is issued by the Company subject to its General Conditions of Service printed overleaf, available on request or accessible at www.sgs.com/terms_and_conditions.htm and for electronic format documents, subject to Terms and Conditions for Electronic Documents at www.sgs.com/terms_e-document.htm. Attention is drawn to the limitation of liability, indemnification and jurisdiction issues defined therein. Any holder of this document is advised that information contained hereon reflects the Company's findings at the time of its intervention only and within the limits of Client's instructions, if any. The Company's sole responsibility is to its Client and this document does not exonerate parties to a transaction from exercising all their rights and obligations under the transaction documents. This document cannot be reproduced except in full, without prior written approval of the Company. Any unauthorized alteration, forgery or falsification of the content or appearance of this document is unlawful and offenders may be prosecuted to the fullest extent of the law.

Right side WWAN + 5G WLAN Main + BT

Position	Conditions	Distance (mm)	Max. WWAN	Max. WLAN Main	BT	SAR Sum	SPLSR
Right side	WCDMA Band 2	0	0.019	0.400	0.010	0.429	Σ SAR<1.6, Not required
	WCDMA Band 4	0	0.062	0.400	0.010	0.472	Σ SAR<1.6, Not required
	WCDMA Band 5	0	0.085	0.400	0.010	0.495	Σ SAR<1.6, Not required
	LTE Band 2	0	0.019	0.400	0.010	0.429	Σ SAR<1.6, Not required
	LTE Band 4	0	0.051	0.400	0.010	0.461	Σ SAR<1.6, Not required
	LTE Band 5	0	0.127	0.400	0.010	0.537	Σ SAR<1.6, Not required
	LTE Band 7	0	0.036	0.400	0.010	0.446	Σ SAR<1.6, Not required
	LTE Band 12	0	0.053	0.400	0.010	0.463	Σ SAR<1.6, Not required
	LTE Band 13	0	0.031	0.400	0.010	0.441	Σ SAR<1.6, Not required
	LTE Band 17	0	0.064	0.400	0.010	0.474	Σ SAR<1.6, Not required
	LTE Band 25	0	0.018	0.400	0.010	0.428	Σ SAR<1.6, Not required
	LTE Band 26	0	0.058	0.400	0.010	0.468	Σ SAR<1.6, Not required
	LTE Band 30	0	0.010	0.400	0.010	0.420	Σ SAR<1.6, Not required
	LTE Band 38	0	0.010	0.400	0.010	0.420	Σ SAR<1.6, Not required
	LTE Band 41	0	0.008	0.400	0.010	0.418	Σ SAR<1.6, Not required
LTE Band 66	0	0.030	0.400	0.010	0.440	Σ SAR<1.6, Not required	

Unless otherwise stated the results shown in this test report refer only to the sample(s) tested and such sample(s) are retained for 90 days only.

除非另有說明，此報告結果僅對測試之樣品負責，同時此樣品僅保留90天。本報告未經本公司書面許可，不可部份複製。

This document is issued by the Company subject to its General Conditions of Service printed overleaf, available on request or accessible at www.sgs.com/terms_and_conditions.htm and for electronic format documents, subject to Terms and Conditions for Electronic Documents at www.sgs.com/terms_e-document.htm. Attention is drawn to the limitation of liability, indemnification and jurisdiction issues defined therein. Any holder of this document is advised that information contained hereon reflects the Company's findings at the time of its intervention only and within the limits of Client's instructions, if any. The Company's sole responsibility is to its Client and this document does not exonerate parties to a transaction from exercising all their rights and obligations under the transaction documents. This document cannot be reproduced except in full, without prior written approval of the Company. Any unauthorized alteration, forgery or falsification of the content or appearance of this document is unlawful and offenders may be prosecuted to the fullest extent of the law.

Left side WWAN + 2.4G WLAN

Position	Conditions	Distance (mm)	Max. WWAN	Max. WLAN	Max. WLAN Aux	SAR Sum	SPLSR
Left side	WCDMA Band 2	0	0.182	0.400	0.400	0.982	Σ SAR<1.6, Not required
	WCDMA Band 4	0	0.226	0.400	0.400	1.026	Σ SAR<1.6, Not required
	WCDMA Band 5	0	0.052	0.400	0.400	0.852	Σ SAR<1.6, Not required
	LTE Band 2	0	0.168	0.400	0.400	0.968	Σ SAR<1.6, Not required
	LTE Band 4	0	0.215	0.400	0.400	1.015	Σ SAR<1.6, Not required
	LTE Band 5	0	0.213	0.400	0.400	1.013	Σ SAR<1.6, Not required
	LTE Band 7	0	0.725	0.400	0.400	1.525	Σ SAR<1.6, Not required
	LTE Band 12	0	0.193	0.400	0.400	0.993	Σ SAR<1.6, Not required
	LTE Band 13	0	0.084	0.400	0.400	0.884	Σ SAR<1.6, Not required
	LTE Band 17	0	0.194	0.400	0.400	0.994	Σ SAR<1.6, Not required
	LTE Band 25	0	0.145	0.400	0.400	0.945	Σ SAR<1.6, Not required
	LTE Band 26	0	0.338	0.400	0.400	1.138	Σ SAR<1.6, Not required
	LTE Band 30	0	0.465	0.400	0.400	1.265	Σ SAR<1.6, Not required
	LTE Band 38	0	0.412	0.400	0.400	1.212	Σ SAR<1.6, Not required
	LTE Band 41	0	0.379	0.400	0.400	1.179	Σ SAR<1.6, Not required
LTE Band 66	0	0.286	0.400	0.400	1.086	Σ SAR<1.6, Not required	

Unless otherwise stated the results shown in this test report refer only to the sample(s) tested and such sample(s) are retained for 90 days only.

除非另有說明，此報告結果僅對測試之樣品負責，同時此樣品僅保留90天。本報告未經本公司書面許可，不可部份複製。

This document is issued by the Company subject to its General Conditions of Service printed overleaf, available on request or accessible at www.sgs.com/terms_and_conditions.htm and for electronic format documents, subject to Terms and Conditions for Electronic Documents at www.sgs.com/terms_e-document.htm. Attention is drawn to the limitation of liability, indemnification and jurisdiction issues defined therein. Any holder of this document is advised that information contained hereon reflects the Company's findings at the time of its intervention only and within the limits of Client's instructions, if any. The Company's sole responsibility is to its Client and this document does not exonerate parties to a transaction from exercising all their rights and obligations under the transaction documents. This document cannot be reproduced except in full, without prior written approval of the Company. Any unauthorized alteration, forgery or falsification of the content or appearance of this document is unlawful and offenders may be prosecuted to the fullest extent of the law.

Left side WWAN + 5G WLAN

Position	Conditions	Distance (mm)	Max. WWAN	Max. WLAN	Max. WLAN Aux	SAR Sum	SPLSR
Left side	WCDMA Band 2	0	0.182	0.400	0.400	0.982	Σ SAR<1.6, Not required
	WCDMA Band 4	0	0.226	0.400	0.400	1.026	Σ SAR<1.6, Not required
	WCDMA Band 5	0	0.052	0.400	0.400	0.852	Σ SAR<1.6, Not required
	LTE Band 2	0	0.168	0.400	0.400	0.968	Σ SAR<1.6, Not required
	LTE Band 4	0	0.215	0.400	0.400	1.015	Σ SAR<1.6, Not required
	LTE Band 5	0	0.213	0.400	0.400	1.013	Σ SAR<1.6, Not required
	LTE Band 7	0	0.725	0.400	0.400	1.525	Σ SAR<1.6, Not required
	LTE Band 12	0	0.193	0.400	0.400	0.993	Σ SAR<1.6, Not required
	LTE Band 13	0	0.084	0.400	0.400	0.884	Σ SAR<1.6, Not required
	LTE Band 17	0	0.194	0.400	0.400	0.994	Σ SAR<1.6, Not required
	LTE Band 25	0	0.145	0.400	0.400	0.945	Σ SAR<1.6, Not required
	LTE Band 26	0	0.338	0.400	0.400	1.138	Σ SAR<1.6, Not required
	LTE Band 30	0	0.465	0.400	0.400	1.265	Σ SAR<1.6, Not required
	LTE Band 38	0	0.412	0.400	0.400	1.212	Σ SAR<1.6, Not required
	LTE Band 41	0	0.379	0.400	0.400	1.179	Σ SAR<1.6, Not required
LTE Band 66	0	0.286	0.400	0.400	1.086	Σ SAR<1.6, Not required	

Unless otherwise stated the results shown in this test report refer only to the sample(s) tested and such sample(s) are retained for 90 days only.

除非另有說明，此報告結果僅對測試之樣品負責，同時此樣品僅保留90天。本報告未經本公司書面許可，不可部份複製。

This document is issued by the Company subject to its General Conditions of Service printed overleaf, available on request or accessible at www.sgs.com/terms_and_conditions.htm and for electronic format documents, subject to Terms and Conditions for Electronic Documents at www.sgs.com/terms_e-document.htm. Attention is drawn to the limitation of liability, indemnification and jurisdiction issues defined therein. Any holder of this document is advised that information contained hereon reflects the Company's findings at the time of its intervention only and within the limits of Client's instructions, if any. The Company's sole responsibility is to its Client and this document does not exonerate parties to a transaction from exercising all their rights and obligations under the transaction documents. This document cannot be reproduced except in full, without prior written approval of the Company. Any unauthorized alteration, forgery or falsification of the content or appearance of this document is unlawful and offenders may be prosecuted to the fullest extent of the law.

Left side WWAN + 2.4G WLAN Main + BT

Position	Conditions	Distance (mm)	Max. WWAN	Max. WLAN Main	BT	SAR Sum	SPLSR
Left side	WCDMA Band 2	0	0.182	0.400	0.400	0.982	Σ SAR<1.6, Not required
	WCDMA Band 4	0	0.226	0.400	0.400	1.026	Σ SAR<1.6, Not required
	WCDMA Band 5	0	0.052	0.400	0.400	0.852	Σ SAR<1.6, Not required
	LTE Band 2	0	0.168	0.400	0.400	0.968	Σ SAR<1.6, Not required
	LTE Band 4	0	0.215	0.400	0.400	1.015	Σ SAR<1.6, Not required
	LTE Band 5	0	0.213	0.400	0.400	1.013	Σ SAR<1.6, Not required
	LTE Band 7	0	0.725	0.400	0.400	1.525	Σ SAR<1.6, Not required
	LTE Band 12	0	0.193	0.400	0.400	0.993	Σ SAR<1.6, Not required
	LTE Band 13	0	0.084	0.400	0.400	0.884	Σ SAR<1.6, Not required
	LTE Band 17	0	0.194	0.400	0.400	0.994	Σ SAR<1.6, Not required
	LTE Band 25	0	0.145	0.400	0.400	0.945	Σ SAR<1.6, Not required
	LTE Band 26	0	0.338	0.400	0.400	1.138	Σ SAR<1.6, Not required
	LTE Band 30	0	0.465	0.400	0.400	1.265	Σ SAR<1.6, Not required
	LTE Band 38	0	0.412	0.400	0.400	1.212	Σ SAR<1.6, Not required
	LTE Band 41	0	0.379	0.400	0.400	1.179	Σ SAR<1.6, Not required
LTE Band 66	0	0.286	0.400	0.400	1.086	Σ SAR<1.6, Not required	

Unless otherwise stated the results shown in this test report refer only to the sample(s) tested and such sample(s) are retained for 90 days only.

除非另有說明，此報告結果僅對測試之樣品負責，同時此樣品僅保留90天。本報告未經本公司書面許可，不可部份複製。

This document is issued by the Company subject to its General Conditions of Service printed overleaf, available on request or accessible at www.sgs.com/terms_and_conditions.htm and for electronic format documents, subject to Terms and Conditions for Electronic Documents at www.sgs.com/terms_e-document.htm. Attention is drawn to the limitation of liability, indemnification and jurisdiction issues defined therein. Any holder of this document is advised that information contained hereon reflects the Company's findings at the time of its intervention only and within the limits of Client's instructions, if any. The Company's sole responsibility is to its Client and this document does not exonerate parties to a transaction from exercising all their rights and obligations under the transaction documents. This document cannot be reproduced except in full, without prior written approval of the Company. Any unauthorized alteration, forgery or falsification of the content or appearance of this document is unlawful and offenders may be prosecuted to the fullest extent of the law.

Left side WWAN + 5G WLAN Main + BT

Position	Conditions	Distance (mm)	Max. WWAN	Max. WLAN Main	BT	SAR Sum	SPLSR
Left side	WCDMA Band 2	0	0.182	0.400	0.400	0.982	Σ SAR<1.6, Not required
	WCDMA Band 4	0	0.226	0.400	0.400	1.026	Σ SAR<1.6, Not required
	WCDMA Band 5	0	0.052	0.400	0.400	0.852	Σ SAR<1.6, Not required
	LTE Band 2	0	0.168	0.400	0.400	0.968	Σ SAR<1.6, Not required
	LTE Band 4	0	0.215	0.400	0.400	1.015	Σ SAR<1.6, Not required
	LTE Band 5	0	0.213	0.400	0.400	1.013	Σ SAR<1.6, Not required
	LTE Band 7	0	0.725	0.400	0.400	1.525	Σ SAR<1.6, Not required
	LTE Band 12	0	0.193	0.400	0.400	0.993	Σ SAR<1.6, Not required
	LTE Band 13	0	0.084	0.400	0.400	0.884	Σ SAR<1.6, Not required
	LTE Band 17	0	0.194	0.400	0.400	0.994	Σ SAR<1.6, Not required
	LTE Band 25	0	0.145	0.400	0.400	0.945	Σ SAR<1.6, Not required
	LTE Band 26	0	0.338	0.400	0.400	1.138	Σ SAR<1.6, Not required
	LTE Band 30	0	0.465	0.400	0.400	1.265	Σ SAR<1.6, Not required
	LTE Band 38	0	0.412	0.400	0.400	1.212	Σ SAR<1.6, Not required
	LTE Band 41	0	0.379	0.400	0.400	1.179	Σ SAR<1.6, Not required
LTE Band 66	0	0.286	0.400	0.400	1.086	Σ SAR<1.6, Not required	

Conclusion:

Simultaneous transmission SAR measurement (Volume Scan) is not required because either the sum of the 1-g SAR is < 1.6 W/kg or the SPLSR is ≤ 0.04 for all circumstances that require SPLSR calculation.

Unless otherwise stated the results shown in this test report refer only to the sample(s) tested and such sample(s) are retained for 90 days only.

除非另有說明，此報告結果僅對測試之樣品負責，同時此樣品僅保留90天。本報告未經本公司書面許可，不可部份複製。

This document is issued by the Company subject to its General Conditions of Service printed overleaf, available on request or accessible at www.sgs.com/terms_and_conditions.htm and for electronic format documents, subject to Terms and Conditions for Electronic Documents at www.sgs.com/terms_e-document.htm. Attention is drawn to the limitation of liability, indemnification and jurisdiction issues defined therein. Any holder of this document is advised that information contained hereon reflects the Company's findings at the time of its intervention only and within the limits of Client's instructions, if any. The Company's sole responsibility is to its Client and this document does not exonerate parties to a transaction from exercising all their rights and obligations under the transaction documents. This document cannot be reproduced except in full, without prior written approval of the Company. Any unauthorized alteration, forgery or falsification of the content or appearance of this document is unlawful and offenders may be prosecuted to the fullest extent of the law.

4. Instruments List

Manufacturer	Device	Type	Serial number	Date of last calibration	Date of next calibration
SPEAG	Dosimetric E-Field Probe	EX3DV4	3938	Sep.29,2017	Sep.28,2018
SPEAG	System Validation Dipole	D750V3	1015	Aug.21,2017	Aug.20,2018
		D835V2	4d063	Aug.21,2017	Aug.20,2018
		D1750V2	1008	Aug.21,2017	Aug.20,2018
		D1900V2	5d173	Apr.25,2018	Apr.24,2019
		D2300V2	1023	Aug.17,2017	Aug.16,2018
		D2600V2	1058	Jun.17,2017	Jun.16,2018
SPEAG	Data acquisition Electronics	DAE4	1260	Sep.28,2017	Sep.27,2018
SPEAG	Software	DASY 52 V52.8.8	N/A	Calibration not required	Calibration not required
SPEAG	Phantom	ELI	N/A	Calibration not required	Calibration not required
Agilent	Network Analyzer	E5071C	MY46315263	Sep.08,2017	Sep.07,2018
Agilent	Dielectric Probe Kit	85070E	MY44300677	Calibration not required	Calibration not required
Agilent	Dual-directional coupler	772D	MY46151242	Jul.11,2017	Jul.10,2018
		778D	MY48220468	Aug.28,2017	Aug.27,2018
Agilent	RF Signal Generator	N5181A	MY50144143	Mar.15,2018	Mar.14,2019
Agilent	Power Meter	E4417A	MY52240003	Dec.21,2017	Dec.20,2018

Unless otherwise stated the results shown in this test report refer only to the sample(s) tested and such sample(s) are retained for 90 days only.

除非另有說明，此報告結果僅對測試之樣品負責，同時此樣品僅保留90天。本報告未經本公司書面許可，不可部份複製。

This document is issued by the Company subject to its General Conditions of Service printed overleaf, available on request or accessible at www.sgs.com/terms_and_conditions.htm and for electronic format documents, subject to Terms and Conditions for Electronic Documents at www.sgs.com/terms_e-document.htm. Attention is drawn to the limitation of liability, indemnification and jurisdiction issues defined therein. Any holder of this document is advised that information contained hereon reflects the Company's findings at the time of its intervention only and within the limits of Client's instructions, if any. The Company's sole responsibility is to its Client and this document does not exonerate parties to a transaction from exercising all their rights and obligations under the transaction documents. This document cannot be reproduced except in full, without prior written approval of the Company. Any unauthorized alteration, forgery or falsification of the content or appearance of this document is unlawful and offenders may be prosecuted to the fullest extent of the law.

Manufacturer	Device	Type	Serial number	Date of last calibration	Date of next calibration
Agilent	Power Sensor	E9301H	MY52200003	Dec.21,2017	Dec.20,2018
			MY52200004	Dec.21,2017	Dec.20,2018
TECPEL	Digital thermometer	DTM-303A	TP130075	Mar.09,2018	Mar.08,2019
Anritsu	Radio Communication Test	MT8820C	6201061014	Mar.14,2018	Mar.13,2019
R&S	Radio Communication Test	CMW 500	125470	Aug.22,2017	Aug.21,2018

Unless otherwise stated the results shown in this test report refer only to the sample(s) tested and such sample(s) are retained for 90 days only.

除非另有說明，此報告結果僅對測試之樣品負責，同時此樣品僅保留90天。本報告未經本公司書面許可，不可部份複製。

This document is issued by the Company subject to its General Conditions of Service printed overleaf, available on request or accessible at www.sgs.com/terms_and_conditions.htm and for electronic format documents, subject to Terms and Conditions for Electronic Documents at www.sgs.com/terms_e-document.htm. Attention is drawn to the limitation of liability, indemnification and jurisdiction issues defined therein. Any holder of this document is advised that information contained hereon reflects the Company's findings at the time of its intervention only and within the limits of Client's instructions, if any. The Company's sole responsibility is to its Client and this document does not exonerate parties to a transaction from exercising all their rights and obligations under the transaction documents. This document cannot be reproduced except in full, without prior written approval of the Company. Any unauthorized alteration, forgery or falsification of the content or appearance of this document is unlawful and offenders may be prosecuted to the fullest extent of the law.

5. Measurements

Date: 2018/6/6

WCDMA Band II_Body_Back side_CH 9262_0mm

Communication System: WCDMA; Frequency: 1852.4 MHz; Duty Cycle: 1:1

Medium parameters used: $f = 1852.4$ MHz; $\sigma = 1.52$ S/m; $\epsilon_r = 54.284$; $\rho = 1000$ kg/m³

Phantom section: Flat Section

Ambient temperature: 21.8°C; Liquid temperature: 22.2°C

DASY5 Configuration:

- Probe: EX3DV4 - SN3938; ConvF(7.7, 7.7, 7.7); Calibrated: 2017/9/29;
- Sensor-Surface: 2mm (Mechanical Surface Detection)
- Electronics: DAE4 Sn1260; Calibrated: 2017/9/28
- Phantom: Body
- DASY52 52.8.8(1258); SEMCAD X 14.6.10(7373)

Configuration/Body/Area Scan (51x121x1): Interpolated grid: dx=15 mm, dy=15 mm

Maximum value of SAR (interpolated) = 1.62 W/kg


Configuration/Body/Zoom Scan (5x5x7)/Cube 0: Measurement grid: dx=8mm, dy=8mm, dz=5mm

Reference Value = 3.662 V/m; Power Drift = 0.10 dB

Peak SAR (extrapolated) = 2.34 W/kg

SAR(1 g) = 1.14 W/kg; SAR(10 g) = 0.527 W/kg

Maximum value of SAR (measured) = 1.63 W/kg



0 dB = 1.63 W/kg = 2.12 dBW/kg

Unless otherwise stated the results shown in this test report refer only to the sample(s) tested and such sample(s) are retained for 90 days only.

除非另有說明，此報告結果僅對測試之樣品負責，同時此樣品僅保留90天。本報告未經本公司書面許可，不可部份複製。

This document is issued by the Company subject to its General Conditions of Service printed overleaf, available on request or accessible at www.sgs.com/terms_and_conditions.htm and for electronic format documents, subject to Terms and Conditions for Electronic Documents at www.sgs.com/terms_e-document.htm. Attention is drawn to the limitation of liability, indemnification and jurisdiction issues defined therein. Any holder of this document is advised that information contained hereon reflects the Company's findings at the time of its intervention only and within the limits of Client's instructions, if any. The Company's sole responsibility is to its Client and this document does not exonerate parties to a transaction from exercising all their rights and obligations under the transaction documents. This document cannot be reproduced except in full, without prior written approval of the Company. Any unauthorized alteration, forgery or falsification of the content or appearance of this document is unlawful and offenders may be prosecuted to the fullest extent of the law.

Date: 2018/6/5

WCDMA Band IV_Body_Back side_CH 1513_0mm

Communication System: WCDMA; Frequency: 1752.6 MHz; Duty Cycle: 1:1

Medium parameters used: $f = 1753 \text{ MHz}$; $\sigma = 1.445 \text{ S/m}$; $\epsilon_r = 54.575$; $\rho = 1000 \text{ kg/m}^3$

Phantom section: Flat Section

Ambient temperature: 22.2°C ; Liquid temperature: 21.7°C

DASY5 Configuration:

- Probe: EX3DV4 - SN3938; ConvF(7.96, 7.96, 7.96); Calibrated: 2017/9/29;
- Sensor-Surface: 2mm (Mechanical Surface Detection)
- Electronics: DAE4 Sn1260; Calibrated: 2017/9/28
- Phantom: Body
- DASY52 52.8.8(1258); SEMCAD X 14.6.10(7373)

Configuration/Body/Area Scan (51x121x1): Interpolated grid: $dx=15 \text{ mm}$, $dy=15 \text{ mm}$

Maximum value of SAR (interpolated) = 1.72 W/kg


Configuration/Body/Zoom Scan (5x5x7)/Cube 0: Measurement grid: $dx=8\text{mm}$, $dy=8\text{mm}$, $dz=5\text{mm}$

Reference Value = 3.994 V/m ; Power Drift = -0.17 dB

Peak SAR (extrapolated) = 2.29 W/kg

SAR(1 g) = 1.17 W/kg ; SAR(10 g) = 0.581 W/kg

Maximum value of SAR (measured) = 1.67 W/kg



0 dB = $1.67 \text{ W/kg} = 2.23 \text{ dBW/kg}$

Unless otherwise stated the results shown in this test report refer only to the sample(s) tested and such sample(s) are retained for 90 days only.

除非另有說明，此報告結果僅對測試之樣品負責，同時此樣品僅保留90天。本報告未經本公司書面許可，不可部份複製。

This document is issued by the Company subject to its General Conditions of Service printed overleaf, available on request or accessible at www.sgs.com/terms_and_conditions.htm and for electronic format documents, subject to Terms and Conditions for Electronic Documents at www.sgs.com/terms_e-document.htm. Attention is drawn to the limitation of liability, indemnification and jurisdiction issues defined therein. Any holder of this document is advised that information contained hereon reflects the Company's findings at the time of its intervention only and within the limits of Client's instructions, if any. The Company's sole responsibility is to its Client and this document does not exonerate parties to a transaction from exercising all their rights and obligations under the transaction documents. This document cannot be reproduced except in full, without prior written approval of the Company. Any unauthorized alteration, forgery or falsification of the content or appearance of this document is unlawful and offenders may be prosecuted to the fullest extent of the law.

Date: 2018/6/4

WCDMA Band V_Body_Back side_CH 4233_0mm

Communication System: WCDMA; Frequency: 846.6 MHz; Duty Cycle: 1:1

Medium parameters used: $f = 847 \text{ MHz}$; $\sigma = 0.985 \text{ S/m}$; $\epsilon_r = 52.81$; $\rho = 1000 \text{ kg/m}^3$

Phantom section: Flat Section

Ambient temperature: 21.7°C ; Liquid temperature: 22.3°C

DASY5 Configuration:

- Probe: EX3DV4 - SN3938; ConvF(9.48, 9.48, 9.48); Calibrated: 2017/9/29;
- Sensor-Surface: 2mm (Mechanical Surface Detection)
- Electronics: DAE4 Sn1260; Calibrated: 2017/9/28
- Phantom: Body
- DASY52 52.8.8(1258); SEMCAD X 14.6.10(7373)

Configuration/Body/Area Scan (51x121x1): Interpolated grid: $dx=15 \text{ mm}$, $dy=15 \text{ mm}$

Maximum value of SAR (interpolated) = 1.61 W/kg

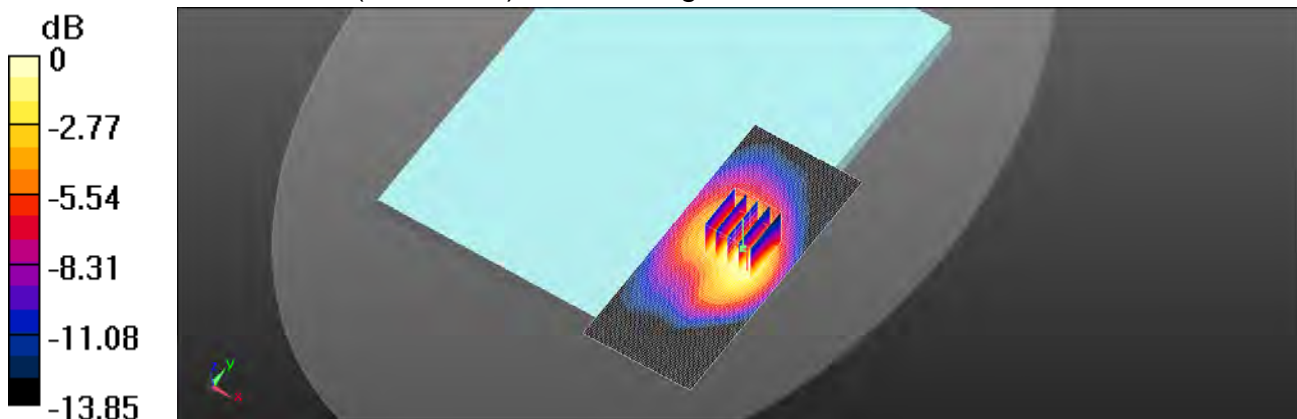
Configuration/Body/Zoom Scan (5x5x7)/Cube 0: Measurement grid: $dx=8\text{mm}$, $dy=8\text{mm}$, $dz=5\text{mm}$

Reference Value = 3.411 V/m ; Power Drift = -0.10 dB

Peak SAR (extrapolated) = 2.01 W/kg

SAR(1 g) = 1.16 W/kg ; SAR(10 g) = 0.700 W/kg

Maximum value of SAR (measured) = 1.56 W/kg



0 dB = $1.56 \text{ W/kg} = 1.93 \text{ dBW/kg}$

Unless otherwise stated the results shown in this test report refer only to the sample(s) tested and such sample(s) are retained for 90 days only.
 除非另有說明，此報告結果僅對測試之樣品負責，同時此樣品僅保留90天。本報告未經本公司書面許可，不可部份複製。

This document is issued by the Company subject to its General Conditions of Service printed overleaf, available on request or accessible at www.sgs.com/terms_and_conditions.htm and for electronic format documents, subject to Terms and Conditions for Electronic Documents at www.sgs.com/terms_e-document.htm. Attention is drawn to the limitation of liability, indemnification and jurisdiction issues defined therein. Any holder of this document is advised that information contained hereon reflects the Company's findings at the time of its intervention only and within the limits of Client's instructions, if any. The Company's sole responsibility is to its Client and this document does not exonerate parties to a transaction from exercising all their rights and obligations under the transaction documents. This document cannot be reproduced except in full, without prior written approval of the Company. Any unauthorized alteration, forgery or falsification of the content or appearance of this document is unlawful and offenders may be prosecuted to the fullest extent of the law.

Date: 2018/6/6

LTE Band 2 (20MHz)_Body_Back side_CH 18700_QPSK_100-0_0mm

Communication System: LTE; Frequency: 1860 MHz; Duty Cycle: 1:1

Medium parameters used: $f = 1860 \text{ MHz}$; $\sigma = 1.522 \text{ S/m}$; $\epsilon_r = 54.256$; $\rho = 1000 \text{ kg/m}^3$

Phantom section: Flat Section

Ambient temperature: 21.8°C; Liquid temperature: 22.2°C

DASY5 Configuration:

- Probe: EX3DV4 - SN3938; ConvF(7.7, 7.7, 7.7); Calibrated: 2017/9/29;
- Sensor-Surface: 2mm (Mechanical Surface Detection)
- Electronics: DAE4 Sn1260; Calibrated: 2017/9/28
- Phantom: Body
- DASY52 52.8.8(1258); SEMCAD X 14.6.10(7373)

Configuration/Body/Area Scan (51x121x1): Interpolated grid: dx=15 mm, dy=15 mm

Maximum value of SAR (interpolated) = 1.50 W/kg


Configuration/Body/Zoom Scan (5x5x7)/Cube 0: a Measurement grid: dx=8mm, dy=8mm, dz=5mm

Reference Value = 4.717 V/m; Power Drift = -0.12 dB

Peak SAR (extrapolated) = 2.17 W/kg

SAR(1 g) = 1.08 W/kg; SAR(10 g) = 0.512 W/kg

Maximum value of SAR (measured) = 1.47 W/kg



0 dB = 1.47 W/kg = 1.67 dBW/kg

Unless otherwise stated the results shown in this test report refer only to the sample(s) tested and such sample(s) are retained for 90 days only.

除非另有說明，此報告結果僅對測試之樣品負責，同時此樣品僅保留90天。本報告未經本公司書面許可，不可部份複製。

This document is issued by the Company subject to its General Conditions of Service printed overleaf, available on request or accessible at www.sgs.com/terms_and_conditions.htm and for electronic format documents, subject to Terms and Conditions for Electronic Documents at www.sgs.com/terms_e-document.htm. Attention is drawn to the limitation of liability, indemnification and jurisdiction issues defined therein. Any holder of this document is advised that information contained hereon reflects the Company's findings at the time of its intervention only and within the limits of Client's instructions, if any. The Company's sole responsibility is to its Client and this document does not exonerate parties to a transaction from exercising all their rights and obligations under the transaction documents. This document cannot be reproduced except in full, without prior written approval of the Company. Any unauthorized alteration, forgery or falsification of the content or appearance of this document is unlawful and offenders may be prosecuted to the fullest extent of the law.

Date: 2018/6/5

LTE Band 4 (20MHz)_Body_Back side_CH 20300_QPSK_1-50_0mm

Communication System: LTE; Frequency: 1745 MHz; Duty Cycle: 1:1

Medium parameters used: $f = 1745 \text{ MHz}$; $\sigma = 1.441 \text{ S/m}$; $\epsilon_r = 54.585$; $\rho = 1000 \text{ kg/m}^3$

Phantom section: Flat Section

Ambient temperature: 22.2°C; Liquid temperature: 21.7°C

DASY5 Configuration:

- Probe: EX3DV4 - SN3938; ConvF(7.96, 7.96, 7.96); Calibrated: 2017/9/29;
- Sensor-Surface: 2mm (Mechanical Surface Detection)
- Electronics: DAE4 Sn1260; Calibrated: 2017/9/28
- Phantom: Body
- DASY52 52.8.8(1258); SEMCAD X 14.6.10(7373)

Configuration/Body/Area Scan (51x121x1): Interpolated grid: dx=15 mm, dy=15 mm

Maximum value of SAR (interpolated) = 1.75 W/kg


Configuration/Body/Zoom Scan (5x5x7)/Cube 0: Measurement grid: dx=8mm, dy=8mm, dz=5mm

Reference Value = 2.753 V/m; Power Drift = 0.16 dB

Peak SAR (extrapolated) = 2.26 W/kg

SAR(1 g) = 1.16 W/kg; SAR(10 g) = 0.576 W/kg

Maximum value of SAR (measured) = 1.66 W/kg



0 dB = 1.66 W/kg = 2.20 dBW/kg

Unless otherwise stated the results shown in this test report refer only to the sample(s) tested and such sample(s) are retained for 90 days only.

除非另有說明，此報告結果僅對測試之樣品負責，同時此樣品僅保留90天。本報告未經本公司書面許可，不可部份複製。

This document is issued by the Company subject to its General Conditions of Service printed overleaf, available on request or accessible at www.sgs.com/terms_and_conditions.htm and for electronic format documents, subject to Terms and Conditions for Electronic Documents at www.sgs.com/terms_e-document.htm. Attention is drawn to the limitation of liability, indemnification and jurisdiction issues defined therein. Any holder of this document is advised that information contained hereon reflects the Company's findings at the time of its intervention only and within the limits of Client's instructions, if any. The Company's sole responsibility is to its Client and this document does not exonerate parties to a transaction from exercising all their rights and obligations under the transaction documents. This document cannot be reproduced except in full, without prior written approval of the Company. Any unauthorized alteration, forgery or falsification of the content or appearance of this document is unlawful and offenders may be prosecuted to the fullest extent of the law.

Date: 2018/6/4

LTE Band 5 (10MHz)_Body_Back side_CH 20600_QPSK_25-12_0mm

Communication System: LTE; Frequency: 844 MHz; Duty Cycle: 1:1

Medium parameters used: $f = 844 \text{ MHz}$; $\sigma = 0.982 \text{ S/m}$; $\epsilon_r = 52.839$; $\rho = 1000 \text{ kg/m}^3$

Phantom section: Flat Section

Ambient temperature: 21.7°C; Liquid temperature: 22.3°C

DASY5 Configuration:

- Probe: EX3DV4 - SN3938; ConvF(9.48, 9.48, 9.48); Calibrated: 2017/9/29;
- Sensor-Surface: 2mm (Mechanical Surface Detection)
- Electronics: DAE4 Sn1260; Calibrated: 2017/9/28
- Phantom: Body
- DASY52 52.8.8(1258); SEMCAD X 14.6.10(7373)

Configuration/Body/Area Scan (51x121x1): Interpolated grid: dx=15 mm, dy=15 mm

Maximum value of SAR (interpolated) = 1.62 W/kg

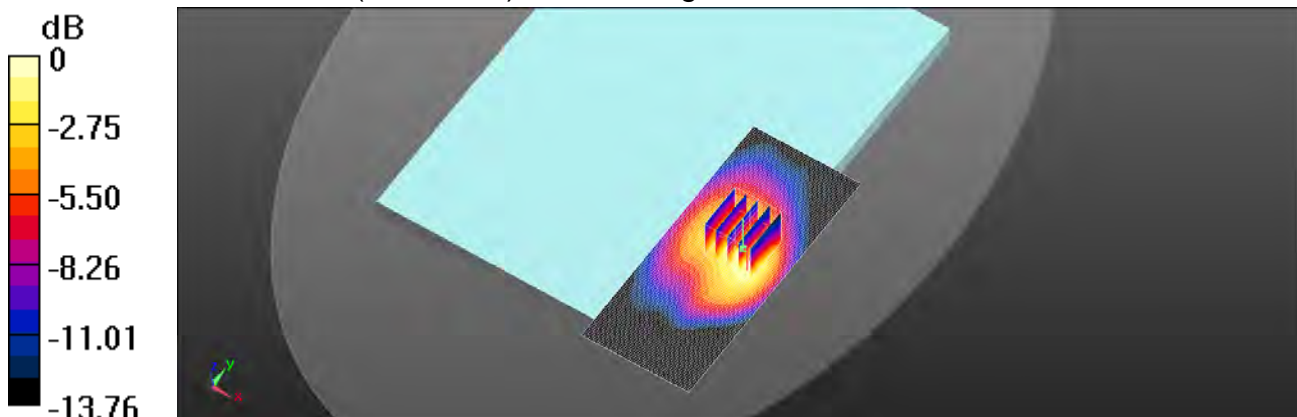
Configuration/Body/Zoom Scan (5x5x7)/Cube 0: Measurement grid: dx=8mm, dy=8mm, dz=5mm

Reference Value = 2.463 V/m; Power Drift = -0.16 dB

Peak SAR (extrapolated) = 2.07 W/kg

SAR(1 g) = 1.18 W/kg; SAR(10 g) = 0.718 W/kg

Maximum value of SAR (measured) = 1.57 W/kg



0 dB = 1.57 W/kg = 1.96 dBW/kg

Unless otherwise stated the results shown in this test report refer only to the sample(s) tested and such sample(s) are retained for 90 days only.
 除非另有說明，此報告結果僅對測試之樣品負責，同時此樣品僅保留90天。本報告未經本公司書面許可，不可部份複製。

This document is issued by the Company subject to its General Conditions of Service printed overleaf, available on request or accessible at www.sgs.com/terms_and_conditions.htm and for electronic format documents, subject to Terms and Conditions for Electronic Documents at www.sgs.com/terms_e-document.htm. Attention is drawn to the limitation of liability, indemnification and jurisdiction issues defined therein. Any holder of this document is advised that information contained hereon reflects the Company's findings at the time of its intervention only and within the limits of Client's instructions, if any. The Company's sole responsibility is to its Client and this document does not exonerate parties to a transaction from exercising all their rights and obligations under the transaction documents. This document cannot be reproduced except in full, without prior written approval of the Company. Any unauthorized alteration, forgery or falsification of the content or appearance of this document is unlawful and offenders may be prosecuted to the fullest extent of the law.

Date: 2018/6/8

LTE Band 7 (20MHz)_Body_Top side_CH 20850_QPSK_1-0_0mm

Communication System: LTE; Frequency: 2510 MHz; Duty Cycle: 1:1

Medium parameters used: $f = 2510$ MHz; $\sigma = 2.136$ S/m; $\epsilon_r = 51.532$; $\rho = 1000$ kg/m³

Phantom section: Flat Section

Ambient temperature: 21.6°C; Liquid temperature: 22.1°C

DASY5 Configuration:

- Probe: EX3DV4 - SN3938; ConvF(7.15, 7.15, 7.15); Calibrated: 2017/9/29;
- Sensor-Surface: 2mm (Mechanical Surface Detection)
- Electronics: DAE4 Sn1260; Calibrated: 2017/9/28
- Phantom: Body
- DASY52 52.8.8(1258); SEMCAD X 14.6.10(7373)

Configuration/Body/Area Scan (61x151x1): Interpolated grid: dx=12 mm, dy=12 mm

Maximum value of SAR (interpolated) = 2.02 W/kg

Configuration/Body/Zoom Scan (7x7x7)/Cube 0: Measurement grid: dx=5mm, dy=5mm, dz=5mm

Reference Value = 7.582 V/m; Power Drift = 0.13 dB

Peak SAR (extrapolated) = 2.85 W/kg

SAR(1 g) = 1.19 W/kg; SAR(10 g) = 0.478 W/kg

Maximum value of SAR (measured) = 2.01 W/kg

Configuration/Body/Zoom Scan (7x7x7)/Cube 1: Measurement grid: dx=5mm, dy=5mm, dz=5mm

Reference Value = 7.582 V/m; Power Drift = 0.13 dB

Peak SAR (extrapolated) = 2.97 W/kg

SAR(1 g) = 1.06 W/kg; SAR(10 g) = 0.340 W/kg

Maximum value of SAR (measured) = 1.98 W/kg

Configuration/Body/Zoom Scan (7x7x7)/Cube 2: Measurement grid: dx=5mm, dy=5mm, dz=5mm

Reference Value = 7.582 V/m; Power Drift = 0.13 dB

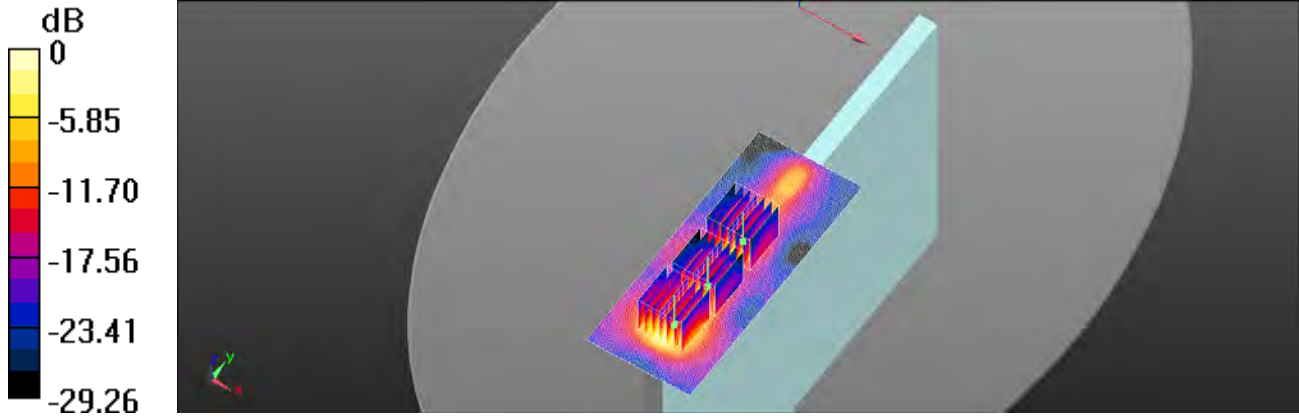
Peak SAR (extrapolated) = 2.63 W/kg

Unless otherwise stated the results shown in this test report refer only to the sample(s) tested and such sample(s) are retained for 90 days only.
除非另有說明，此報告結果僅對測試之樣品負責，同時此樣品僅保留90天。本報告未經本公司書面許可，不可部份複製。

This document is issued by the Company subject to its General Conditions of Service printed overleaf, available on request or accessible at www.sgs.com/terms_and_conditions.htm and for electronic format documents, subject to Terms and Conditions for Electronic Documents at www.sgs.com/terms_e-document.htm. Attention is drawn to the limitation of liability, indemnification and jurisdiction issues defined therein. Any holder of this document is advised that information contained hereon reflects the Company's findings at the time of its intervention only and within the limits of Client's instructions, if any. The Company's sole responsibility is to its Client and this document does not exonerate parties to a transaction from exercising all their rights and obligations under the transaction documents. This document cannot be reproduced except in full, without prior written approval of the Company. Any unauthorized alteration, forgery or falsification of the content or appearance of this document is unlawful and offenders may be prosecuted to the fullest extent of the law.

SAR(1 g) = 0.937 W/kg; SAR(10 g) = 0.312 W/kg

Maximum value of SAR (measured) = 1.65 W/kg



0 dB = 1.65 W/kg = 2.17 dBW/kg

Unless otherwise stated the results shown in this test report refer only to the sample(s) tested and such sample(s) are retained for 90 days only.

除非另有說明，此報告結果僅對測試之樣品負責，同時此樣品僅保留90天。本報告未經本公司書面許可，不可部份複製。

This document is issued by the Company subject to its General Conditions of Service printed overleaf, available on request or accessible at www.sgs.com/terms_and_conditions.htm and for electronic format documents, subject to Terms and Conditions for Electronic Documents at www.sgs.com/terms_e-document.htm. Attention is drawn to the limitation of liability, indemnification and jurisdiction issues defined therein. Any holder of this document is advised that information contained hereon reflects the Company's findings at the time of its intervention only and within the limits of Client's instructions, if any. The Company's sole responsibility is to its Client and this document does not exonerate parties to a transaction from exercising all their rights and obligations under the transaction documents. This document cannot be reproduced except in full, without prior written approval of the Company. Any unauthorized alteration, forgery or falsification of the content or appearance of this document is unlawful and offenders may be prosecuted to the fullest extent of the law.

Date: 2018/6/1

LTE Band 12 (10MHz)_Body_Back side_CH 23095_QPSK_1-49_0mm

Communication System: LTE; Frequency: 707.5 MHz; Duty Cycle: 1:1

Medium parameters used: $f = 707.5 \text{ MHz}$; $\sigma = 0.924 \text{ S/m}$; $\epsilon_r = 57.798$; $\rho = 1000 \text{ kg/m}^3$

Phantom section: Flat Section

Ambient temperature: 22.2°C; Liquid temperature: 21.8°C

DASY5 Configuration:

- Probe: EX3DV4 - SN3938; ConvF(9.62, 9.62, 9.62); Calibrated: 2017/9/29;
- Sensor-Surface: 2mm (Mechanical Surface Detection)
- Electronics: DAE4 Sn1260; Calibrated: 2017/9/28
- Phantom: Body
- DASY52 52.8.8(1258); SEMCAD X 14.6.10(7373)

Configuration/Body/Area Scan (51x121x1): Interpolated grid: dx=15 mm, dy=15 mm

Maximum value of SAR (interpolated) = 1.37 W/kg


Configuration/Body/Zoom Scan (5x5x7)/Cube 0: Measurement grid: dx=8mm, dy=8mm, dz=5mm

Reference Value = 2.041 V/m; Power Drift = 0.11 dB

Peak SAR (extrapolated) = 1.83 W/kg

SAR(1 g) = 1.07 W/kg; SAR(10 g) = 0.650 W/kg

Maximum value of SAR (measured) = 1.40 W/kg



0 dB = 1.40 W/kg = 1.46 dBW/kg

Unless otherwise stated the results shown in this test report refer only to the sample(s) tested and such sample(s) are retained for 90 days only.
 除非另有說明，此報告結果僅對測試之樣品負責，同時此樣品僅保留90天。本報告未經本公司書面許可，不可部份複製。

This document is issued by the Company subject to its General Conditions of Service printed overleaf, available on request or accessible at www.sgs.com/terms_and_conditions.htm and for electronic format documents, subject to Terms and Conditions for Electronic Documents at www.sgs.com/terms_e-document.htm. Attention is drawn to the limitation of liability, indemnification and jurisdiction issues defined therein. Any holder of this document is advised that information contained hereon reflects the Company's findings at the time of its intervention only and within the limits of Client's instructions, if any. The Company's sole responsibility is to its Client and this document does not exonerate parties to a transaction from exercising all their rights and obligations under the transaction documents. This document cannot be reproduced except in full, without prior written approval of the Company. Any unauthorized alteration, forgery or falsification of the content or appearance of this document is unlawful and offenders may be prosecuted to the fullest extent of the law.

Date: 2018/6/1

LTE Band 13 (10MHz)_Body_Back side_CH 23230_QPSK_25-0_0mm

Communication System: LTE; Frequency: 782 MHz; Duty Cycle: 1:1

Medium parameters used: $f = 782 \text{ MHz}$; $\sigma = 1.004 \text{ S/m}$; $\epsilon_r = 57.021$; $\rho = 1000 \text{ kg/m}^3$

Phantom section: Flat Section

Ambient temperature: 22.2°C; Liquid temperature: 21.8°C

DASY5 Configuration:

- Probe: EX3DV4 - SN3938; ConvF(9.62, 9.62, 9.62); Calibrated: 2017/9/29;
- Sensor-Surface: 2mm (Mechanical Surface Detection)
- Electronics: DAE4 Sn1260; Calibrated: 2017/9/28
- Phantom: Body
- DASY52 52.8.8(1258); SEMCAD X 14.6.10(7373)

Configuration/Body/Area Scan (51x121x1): Interpolated grid: dx=15 mm, dy=15 mm

Maximum value of SAR (interpolated) = 1.53 W/kg

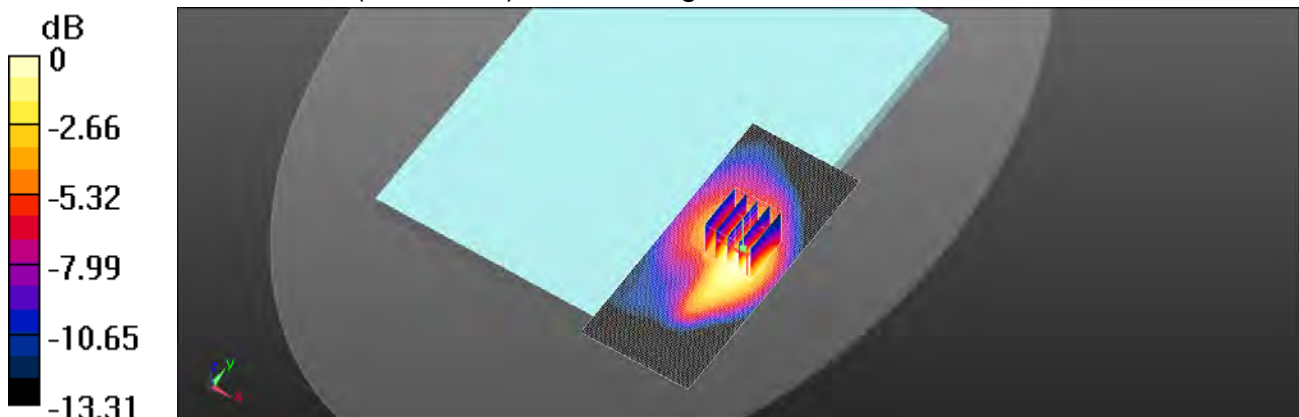
Configuration/Body/Zoom Scan (5x5x7)/Cube 0: Measurement grid: dx=8mm, dy=8mm, dz=5mm

Reference Value = 3.704 V/m; Power Drift = -0.19 dB

Peak SAR (extrapolated) = 1.90 W/kg

SAR(1 g) = 1.14 W/kg; SAR(10 g) = 0.691 W/kg

Maximum value of SAR (measured) = 1.48 W/kg



0 dB = 1.48 W/kg = 1.70 dBW/kg

Unless otherwise stated the results shown in this test report refer only to the sample(s) tested and such sample(s) are retained for 90 days only.
 除非另有說明，此報告結果僅對測試之樣品負責，同時此樣品僅保留90天。本報告未經本公司書面許可，不可部份複製。

This document is issued by the Company subject to its General Conditions of Service printed overleaf, available on request or accessible at www.sgs.com/terms_and_conditions.htm and for electronic format documents, subject to Terms and Conditions for Electronic Documents at www.sgs.com/terms_e-document.htm. Attention is drawn to the limitation of liability, indemnification and jurisdiction issues defined therein. Any holder of this document is advised that information contained hereon reflects the Company's findings at the time of its intervention only and within the limits of Client's instructions, if any. The Company's sole responsibility is to its Client and this document does not exonerate parties to a transaction from exercising all their rights and obligations under the transaction documents. This document cannot be reproduced except in full, without prior written approval of the Company. Any unauthorized alteration, forgery or falsification of the content or appearance of this document is unlawful and offenders may be prosecuted to the fullest extent of the law.

Date: 2018/6/1

LTE Band 17 (10MHz)_Body_Back side_CH 23790_QPSK_25-25_0mm

Communication System: LTE; Frequency: 710 MHz; Duty Cycle: 1:1

Medium parameters used: $f = 710 \text{ MHz}$; $\sigma = 0.932 \text{ S/m}$; $\epsilon_r = 57.668$; $\rho = 1000 \text{ kg/m}^3$

Phantom section: Flat Section

Ambient temperature: 22.2°C; Liquid temperature: 21.8°C

DASY5 Configuration:

- Probe: EX3DV4 - SN3938; ConvF(9.62, 9.62, 9.62); Calibrated: 2017/9/29;
- Sensor-Surface: 2mm (Mechanical Surface Detection)
- Electronics: DAE4 Sn1260; Calibrated: 2017/9/28
- Phantom: Body
- DASY52 52.8.8(1258); SEMCAD X 14.6.10(7373)

Configuration/Body/Area Scan (51x121x1): Interpolated grid: dx=15 mm, dy=15 mm

Maximum value of SAR (interpolated) = 1.47 W/kg


Configuration/Body/Zoom Scan (5x5x7)/Cube 0: Measurement grid: dx=8mm, dy=8mm, dz=5mm

Reference Value = 2.213 V/m; Power Drift = -0.18 dB

Peak SAR (extrapolated) = 2.01 W/kg

SAR(1 g) = 1.15 W/kg; SAR(10 g) = 0.693 W/kg

Maximum value of SAR (measured) = 1.54 W/kg



0 dB = 1.54 W/kg = 1.88 dBW/kg

Unless otherwise stated the results shown in this test report refer only to the sample(s) tested and such sample(s) are retained for 90 days only.

除非另有說明，此報告結果僅對測試之樣品負責，同時此樣品僅保留90天。本報告未經本公司書面許可，不可部份複製。

This document is issued by the Company subject to its General Conditions of Service printed overleaf, available on request or accessible at www.sgs.com/terms_and_conditions.htm and for electronic format documents, subject to Terms and Conditions for Electronic Documents at www.sgs.com/terms_e-document.htm. Attention is drawn to the limitation of liability, indemnification and jurisdiction issues defined therein. Any holder of this document is advised that information contained hereon reflects the Company's findings at the time of its intervention only and within the limits of Client's instructions, if any. The Company's sole responsibility is to its Client and this document does not exonerate parties to a transaction from exercising all their rights and obligations under the transaction documents. This document cannot be reproduced except in full, without prior written approval of the Company. Any unauthorized alteration, forgery or falsification of the content or appearance of this document is unlawful and offenders may be prosecuted to the fullest extent of the law.

Date: 2018/6/6

LTE Band 25 (20MHz)_Body_Back side_CH 26140_QPSK_100-0_0mm

Communication System: LTE; Frequency: 1860 MHz; Duty Cycle: 1:1

Medium parameters used: $f = 1860 \text{ MHz}$; $\sigma = 1.522 \text{ S/m}$; $\epsilon_r = 54.256$; $\rho = 1000 \text{ kg/m}^3$

Phantom section: Flat Section

Ambient temperature: 21.8°C ; Liquid temperature: 22.2°C

DASY5 Configuration:

- Probe: EX3DV4 - SN3938; ConvF(7.7, 7.7, 7.7); Calibrated: 2017/9/29;
- Sensor-Surface: 2mm (Mechanical Surface Detection)
- Electronics: DAE4 Sn1260; Calibrated: 2017/9/28
- Phantom: Body
- DASY52 52.8.8(1258); SEMCAD X 14.6.10(7373)

Configuration/Body/Area Scan (51x121x1): Interpolated grid: $dx=15 \text{ mm}$, $dy=15 \text{ mm}$

Maximum value of SAR (interpolated) = 1.52 W/kg


Configuration/Body/Zoom Scan (5x5x7)/Cube 0: Measurement grid: $dx=8\text{mm}$, $dy=8\text{mm}$, $dz=5\text{mm}$

Reference Value = 3.333 V/m ; Power Drift = 0.15 dB

Peak SAR (extrapolated) = 2.35 W/kg

SAR(1 g) = 1.14 W/kg ; SAR(10 g) = 0.529 W/kg

Maximum value of SAR (measured) = 1.60 W/kg



0 dB = $1.60 \text{ W/kg} = 2.04 \text{ dBW/kg}$

Unless otherwise stated the results shown in this test report refer only to the sample(s) tested and such sample(s) are retained for 90 days only.
 除非另有說明，此報告結果僅對測試之樣品負責，同時此樣品僅保留90天。本報告未經本公司書面許可，不可部份複製。

This document is issued by the Company subject to its General Conditions of Service printed overleaf, available on request or accessible at www.sgs.com/terms_and_conditions.htm and for electronic format documents, subject to Terms and Conditions for Electronic Documents at www.sgs.com/terms_e-document.htm. Attention is drawn to the limitation of liability, indemnification and jurisdiction issues defined therein. Any holder of this document is advised that information contained hereon reflects the Company's findings at the time of its intervention only and within the limits of Client's instructions, if any. The Company's sole responsibility is to its Client and this document does not exonerate parties to a transaction from exercising all their rights and obligations under the transaction documents. This document cannot be reproduced except in full, without prior written approval of the Company. Any unauthorized alteration, forgery or falsification of the content or appearance of this document is unlawful and offenders may be prosecuted to the fullest extent of the law.

Date: 2018/6/4

LTE Band 26 (15MHz)_Body_Back side_CH 26965_QPSK_75-0_0mm

Communication System: LTE; Frequency: 841.5 MHz; Duty Cycle: 1:1

Medium parameters used: $f = 841.5 \text{ MHz}$; $\sigma = 0.981 \text{ S/m}$; $\epsilon_r = 52.878$; $\rho = 1000 \text{ kg/m}^3$

Phantom section: Flat Section

Ambient temperature: 21.7°C; Liquid temperature: 22.3°C

DASY5 Configuration:

- Probe: EX3DV4 - SN3938; ConvF(9.48, 9.48, 9.48); Calibrated: 2017/9/29;
- Sensor-Surface: 2mm (Mechanical Surface Detection)
- Electronics: DAE4 Sn1260; Calibrated: 2017/9/28
- Phantom: Body
- DASY52 52.8.8(1258); SEMCAD X 14.6.10(7373)

Configuration/Body/Area Scan (51x121x1): Interpolated grid: dx=15 mm, dy=15 mm

Maximum value of SAR (interpolated) = 1.54 W/kg

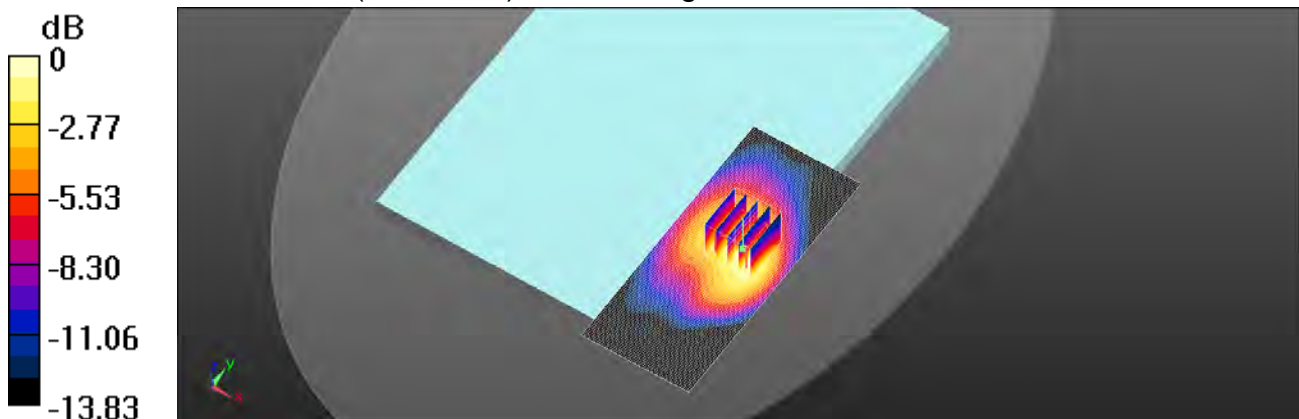
Configuration/Body/Zoom Scan (5x5x7)/Cube 0: Measurement grid: dx=8mm, dy=8mm, dz=5mm

Reference Value = 2.166 V/m; Power Drift = 0.15 dB

Peak SAR (extrapolated) = 1.96 W/kg

SAR(1 g) = 1.13 W/kg; SAR(10 g) = 0.692 W/kg

Maximum value of SAR (measured) = 1.51 W/kg



0 dB = 1.51 W/kg = 1.79 dBW/kg

Unless otherwise stated the results shown in this test report refer only to the sample(s) tested and such sample(s) are retained for 90 days only.
 除非另有說明，此報告結果僅對測試之樣品負責，同時此樣品僅保留90天。本報告未經本公司書面許可，不可部份複製。

This document is issued by the Company subject to its General Conditions of Service printed overleaf, available on request or accessible at www.sgs.com/terms_and_conditions.htm and for electronic format documents, subject to Terms and Conditions for Electronic Documents at www.sgs.com/terms_e-document.htm. Attention is drawn to the limitation of liability, indemnification and jurisdiction issues defined therein. Any holder of this document is advised that information contained hereon reflects the Company's findings at the time of its intervention only and within the limits of Client's instructions, if any. The Company's sole responsibility is to its Client and this document does not exonerate parties to a transaction from exercising all their rights and obligations under the transaction documents. This document cannot be reproduced except in full, without prior written approval of the Company. Any unauthorized alteration, forgery or falsification of the content or appearance of this document is unlawful and offenders may be prosecuted to the fullest extent of the law.

Date: 2018/6/7

LTE Band 30 (10MHz)_Body_Top side_CH 27710_QPSK_50-0_0mm

Communication System: LTE; Frequency: 2310 MHz; Duty Cycle: 1:1

 Medium parameters used: $f = 2310$ MHz; $\sigma = 1.851$ S/m; $\epsilon_r = 53.458$; $\rho = 1000$ kg/m³

Phantom section: Flat Section

Ambient temperature: 22.3°C; Liquid temperature: 21.9°C

DASY5 Configuration:

- Probe: EX3DV4 - SN3938; ConvF(7.51, 7.51, 7.51); Calibrated: 2017/9/29;
- Sensor-Surface: 2mm (Mechanical Surface Detection)
- Electronics: DAE4 Sn1260; Calibrated: 2017/9/28
- Phantom: Body
- DASY52 52.8.8(1258); SEMCAD X 14.6.10(7373)

Configuration/Body/Area Scan (61x131x1): Interpolated grid: dx=12 mm, dy=12 mm

Maximum value of SAR (interpolated) = 1.80 W/kg


Configuration/Body/Zoom Scan (7x7x7)/Cube 0: Measurement grid: dx=5mm, dy=5mm, dz=5mm

Reference Value = 4.973 V/m; Power Drift = 0.14 dB

Peak SAR (extrapolated) = 2.50 W/kg

SAR(1 g) = 1.11 W/kg; SAR(10 g) = 0.464 W/kg

Maximum value of SAR (measured) = 1.81 W/kg



0 dB = 1.81 W/kg = 2.58 dBW/kg

Unless otherwise stated the results shown in this test report refer only to the sample(s) tested and such sample(s) are retained for 90 days only.

除非另有說明，此報告結果僅對測試之樣品負責，同時此樣品僅保留90天。本報告未經本公司書面許可，不可部份複製。

 This document is issued by the Company subject to its General Conditions of Service printed overleaf, available on request or accessible at www.sgs.com/terms_and_conditions.htm and for electronic format documents, subject to Terms and Conditions for Electronic Documents at www.sgs.com/terms_e-document.htm. Attention is drawn to the limitation of liability, indemnification and jurisdiction issues defined therein. Any holder of this document is advised that information contained hereon reflects the Company's findings at the time of its intervention only and within the limits of Client's instructions, if any. The Company's sole responsibility is to its Client and this document does not exonerate parties to a transaction from exercising all their rights and obligations under the transaction documents. This document cannot be reproduced except in full, without prior written approval of the Company. Any unauthorized alteration, forgery or falsification of the content or appearance of this document is unlawful and offenders may be prosecuted to the fullest extent of the law.

Date: 2018/6/8

LTE Band 38 (20MHz)_Body_Top side_CH 38150_QPSK_1-0_0mm

Communication System: LTE; Frequency: 2610 MHz; Duty Cycle: 1:1.59956

Medium parameters used: $f = 2610$ MHz; $\sigma = 2.269$ S/m; $\epsilon_r = 51.168$; $\rho = 1000$ kg/m³

Phantom section: Flat Section

Ambient temperature: 21.6°C; Liquid temperature: 22.1°C

DASY5 Configuration:

- Probe: EX3DV4 - SN3938; ConvF(7.15, 7.15, 7.15); Calibrated: 2017/9/29;
- Sensor-Surface: 2mm (Mechanical Surface Detection)
- Electronics: DAE4 Sn1260; Calibrated: 2017/9/28
- Phantom: Body
- DASY52 52.8.8(1258); SEMCAD X 14.6.10(7373)

Configuration/Body/Area Scan (61x131x1): Interpolated grid: dx=12 mm, dy=12 mm

Maximum value of SAR (interpolated) = 2.05 W/kg

Configuration/Body/Zoom Scan (7x7x7)/Cube 0: Measurement grid: dx=5mm, dy=5mm, dz=5mm

Reference Value = 3.235 V/m; Power Drift = -0.10 dB

Peak SAR (extrapolated) = 3.15 W/kg

SAR(1 g) = 1.12 W/kg; SAR(10 g) = 0.345 W/kg

Maximum value of SAR (measured) = 2.04 W/kg

Configuration/Body/Zoom Scan (7x7x7)/Cube 1: Measurement grid: dx=5mm, dy=5mm, dz=5mm

Reference Value = 3.235 V/m; Power Drift = -0.10 dB

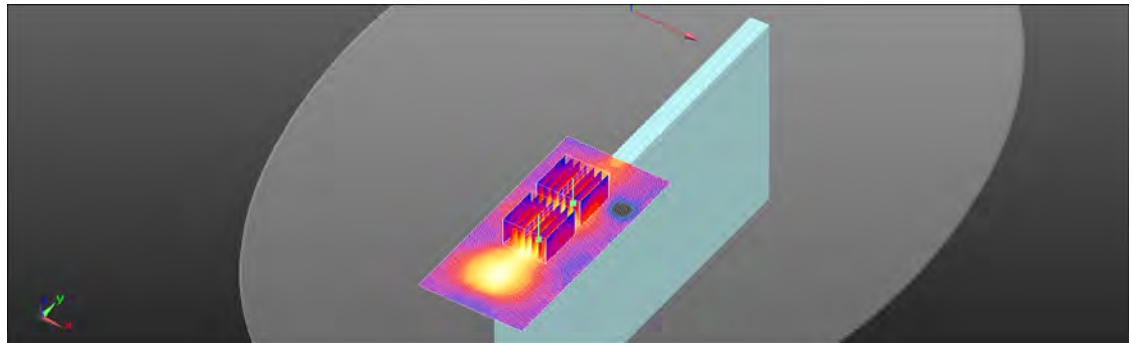
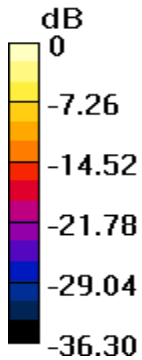
Peak SAR (extrapolated) = 2.49 W/kg

SAR(1 g) = 0.901 W/kg; SAR(10 g) = 0.302 W/kg

Maximum value of SAR (measured) = 1.64 W/kg

Unless otherwise stated the results shown in this test report refer only to the sample(s) tested and such sample(s) are retained for 90 days only.
 除非另有說明，此報告結果僅對測試之樣品負責，同時此樣品僅保留90天。本報告未經本公司書面許可，不可部份複製。

This document is issued by the Company subject to its General Conditions of Service printed overleaf, available on request or accessible at www.sgs.com/terms_and_conditions.htm and for electronic format documents, subject to Terms and Conditions for Electronic Documents at www.sgs.com/terms_e-document.htm. Attention is drawn to the limitation of liability, indemnification and jurisdiction issues defined therein. Any holder of this document is advised that information contained hereon reflects the Company's findings at the time of its intervention only and within the limits of Client's instructions, if any. The Company's sole responsibility is to its Client and this document does not exonerate parties to a transaction from exercising all their rights and obligations under the transaction documents. This document cannot be reproduced except in full, without prior written approval of the Company. Any unauthorized alteration, forgery or falsification of the content or appearance of this document is unlawful and offenders may be prosecuted to the fullest extent of the law.



0 dB = 1.64 W/kg = 2.15 dBW/kg

Unless otherwise stated the results shown in this test report refer only to the sample(s) tested and such sample(s) are retained for 90 days only.

除非另有說明，此報告結果僅對測試之樣品負責，同時此樣品僅保留90天。本報告未經本公司書面許可，不可部份複製。

This document is issued by the Company subject to its General Conditions of Service printed overleaf, available on request or accessible at www.sgs.com/terms_and_conditions.htm and for electronic format documents, subject to Terms and Conditions for Electronic Documents at www.sgs.com/terms_e-document.htm. Attention is drawn to the limitation of liability, indemnification and jurisdiction issues defined therein. Any holder of this document is advised that information contained hereon reflects the Company's findings at the time of its intervention only and within the limits of Client's instructions, if any. The Company's sole responsibility is to its Client and this document does not exonerate parties to a transaction from exercising all their rights and obligations under the transaction documents. This document cannot be reproduced except in full, without prior written approval of the Company. Any unauthorized alteration, forgery or falsification of the content or appearance of this document is unlawful and offenders may be prosecuted to the fullest extent of the law.

Date: 2018/6/8

LTE Band 41 (20MHz)_Body_Top side_CH 41490_QPSK_1-0_0mm

Communication System: LTE; Frequency: 2680 MHz; Duty Cycle: 1:1.59956

Medium parameters used: $f = 2680$ MHz; $\sigma = 2.369$ S/m; $\epsilon_r = 50.928$; $\rho = 1000$ kg/m³

Phantom section: Flat Section

Ambient temperature: 21.6°C; Liquid temperature: 22.1°C

DASY5 Configuration:

- Probe: EX3DV4 - SN3938; ConvF(7.15, 7.15, 7.15); Calibrated: 2017/9/29;
- Sensor-Surface: 2mm (Mechanical Surface Detection)
- Electronics: DAE4 Sn1260; Calibrated: 2017/9/28
- Phantom: Body
- DASY52 52.8.8(1258); SEMCAD X 14.6.10(7373)

Configuration/Body/Area Scan (61x131x1): Interpolated grid: dx=12 mm, dy=12 mm

Maximum value of SAR (interpolated) = 2.32 W/kg

Configuration/Body/Zoom Scan (7x7x7)/Cube 0: Measurement grid: dx=5mm, dy=5mm, dz=5mm

Reference Value = 3.604 V/m; Power Drift = 0.13 dB

Peak SAR (extrapolated) = 3.51 W/kg

SAR(1 g) = 1.2 W/kg; SAR(10 g) = 0.372 W/kg

Maximum value of SAR (measured) = 2.29 W/kg

Configuration/Body/Zoom Scan (7x7x7)/Cube 1: Measurement grid: dx=5mm, dy=5mm, dz=5mm

Reference Value = 3.604 V/m; Power Drift = 0.13 dB

Peak SAR (extrapolated) = 2.58 W/kg

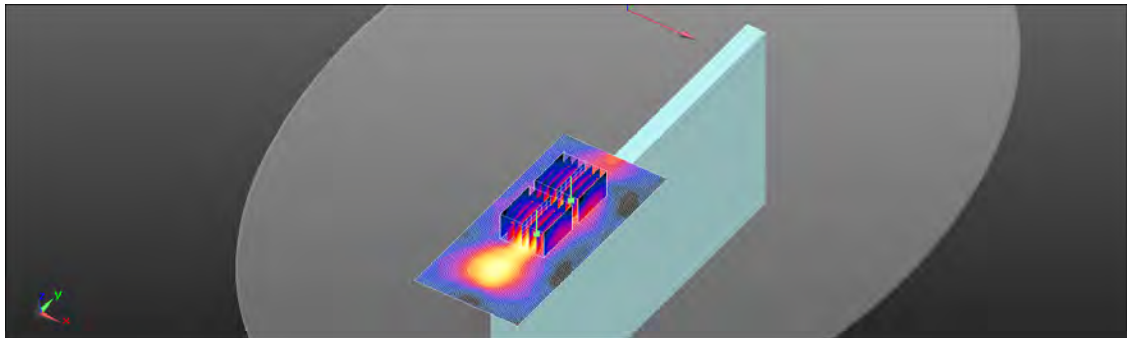
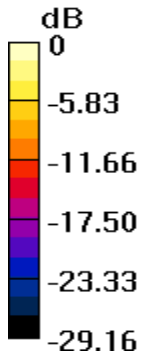
SAR(1 g) = 0.896 W/kg; SAR(10 g) = 0.292 W/kg

Maximum value of SAR (measured) = 1.67 W/kg

Unless otherwise stated the results shown in this test report refer only to the sample(s) tested and such sample(s) are retained for 90 days only.

除非另有說明，此報告結果僅對測試之樣品負責，同時此樣品僅保留90天。本報告未經本公司書面許可，不可部份複製。

This document is issued by the Company subject to its General Conditions of Service printed overleaf, available on request or accessible at www.sgs.com/terms_and_conditions.htm and for electronic format documents, subject to Terms and Conditions for Electronic Documents at www.sgs.com/terms_e-document.htm. Attention is drawn to the limitation of liability, indemnification and jurisdiction issues defined therein. Any holder of this document is advised that information contained hereon reflects the Company's findings at the time of its intervention only and within the limits of Client's instructions, if any. The Company's sole responsibility is to its Client and this document does not exonerate parties to a transaction from exercising all their rights and obligations under the transaction documents. This document cannot be reproduced except in full, without prior written approval of the Company. Any unauthorized alteration, forgery or falsification of the content or appearance of this document is unlawful and offenders may be prosecuted to the fullest extent of the law.



0 dB = 1.67 W/kg = 2.23 dBW/kg

Unless otherwise stated the results shown in this test report refer only to the sample(s) tested and such sample(s) are retained for 90 days only.

除非另有說明，此報告結果僅對測試之樣品負責，同時此樣品僅保留90天。本報告未經本公司書面許可，不可部份複製。

This document is issued by the Company subject to its General Conditions of Service printed overleaf, available on request or accessible at www.sgs.com/terms_and_conditions.htm and for electronic format documents, subject to Terms and Conditions for Electronic Documents at www.sgs.com/terms_e-document.htm. Attention is drawn to the limitation of liability, indemnification and jurisdiction issues defined therein. Any holder of this document is advised that information contained hereon reflects the Company's findings at the time of its intervention only and within the limits of Client's instructions, if any. The Company's sole responsibility is to its Client and this document does not exonerate parties to a transaction from exercising all their rights and obligations under the transaction documents. This document cannot be reproduced except in full, without prior written approval of the Company. Any unauthorized alteration, forgery or falsification of the content or appearance of this document is unlawful and offenders may be prosecuted to the fullest extent of the law.

Date: 2018/6/5

LTE Band 66 (20MHz)_Body_Back side_CH 132572_QPSK_50-0_0mm

Communication System: LTE; Frequency: 1770 MHz; Duty Cycle: 1:1

Medium parameters used: $f = 1770 \text{ MHz}$; $\sigma = 1.46 \text{ S/m}$; $\epsilon_r = 54.486$; $\rho = 1000 \text{ kg/m}^3$

Phantom section: Flat Section

Ambient temperature: 22.2°C; Liquid temperature: 21.7°C

DASY5 Configuration:

- Probe: EX3DV4 - SN3938; ConvF(7.96, 7.96, 7.96); Calibrated: 2017/9/29;
- Sensor-Surface: 2mm (Mechanical Surface Detection)
- Electronics: DAE4 Sn1260; Calibrated: 2017/9/28
- Phantom: Body
- DASY52 52.8.8(1258); SEMCAD X 14.6.10(7373)

Configuration/Body/Area Scan (51x121x1): Interpolated grid: dx=15 mm, dy=15 mm

Maximum value of SAR (interpolated) = 1.74 W/kg


Configuration/Body/Zoom Scan (5x5x7)/Cube 0: Measurement grid: dx=8mm, dy=8mm, dz=5mm

Reference Value = 3.052 V/m; Power Drift = -0.16 dB

Peak SAR (extrapolated) = 2.38 W/kg

SAR(1 g) = 1.21 W/kg; SAR(10 g) = 0.578 W/kg

Maximum value of SAR (measured) = 1.68 W/kg



0 dB = 1.68 W/kg = 2.25 dBW/kg

Unless otherwise stated the results shown in this test report refer only to the sample(s) tested and such sample(s) are retained for 90 days only.
 除非另有說明，此報告結果僅對測試之樣品負責，同時此樣品僅保留90天。本報告未經本公司書面許可，不可部份複製。

This document is issued by the Company subject to its General Conditions of Service printed overleaf, available on request or accessible at www.sgs.com/terms_and_conditions.htm and for electronic format documents, subject to Terms and Conditions for Electronic Documents at www.sgs.com/terms_e-document.htm. Attention is drawn to the limitation of liability, indemnification and jurisdiction issues defined therein. Any holder of this document is advised that information contained hereon reflects the Company's findings at the time of its intervention only and within the limits of Client's instructions, if any. The Company's sole responsibility is to its Client and this document does not exonerate parties to a transaction from exercising all their rights and obligations under the transaction documents. This document cannot be reproduced except in full, without prior written approval of the Company. Any unauthorized alteration, forgery or falsification of the content or appearance of this document is unlawful and offenders may be prosecuted to the fullest extent of the law.

5. SAR System Performance Verification

Date: 2018/6/1

Dipole 750 MHz_SN:1015

Communication System: CW; Frequency: 750 MHz; Duty Cycle: 1:1

 Medium parameters used: $f = 750 \text{ MHz}$; $\sigma = 0.97 \text{ S/m}$; $\epsilon_r = 57.363$; $\rho = 1000 \text{ kg/m}^3$

Phantom section: Flat Section

 Ambient temperature: 22.2°C ; Liquid temperature: 21.8°C

DASY5 Configuration:

- Probe: EX3DV4 - SN3938; ConvF(9.62, 9.62, 9.62); Calibrated: 2017/9/29;
- Sensor-Surface: 2mm (Mechanical Surface Detection)
- Electronics: DAE4 Sn1260; Calibrated: 2017/9/28
- Phantom: Body
- DASY52 52.8.8(1258); SEMCAD X 14.6.10(7373)

Configuration/Pin=250mW/Area Scan (41x141x1): Interpolated grid: $dx=15 \text{ mm}$, $dy=15 \text{ mm}$

Maximum value of SAR (interpolated) = 2.58 W/kg

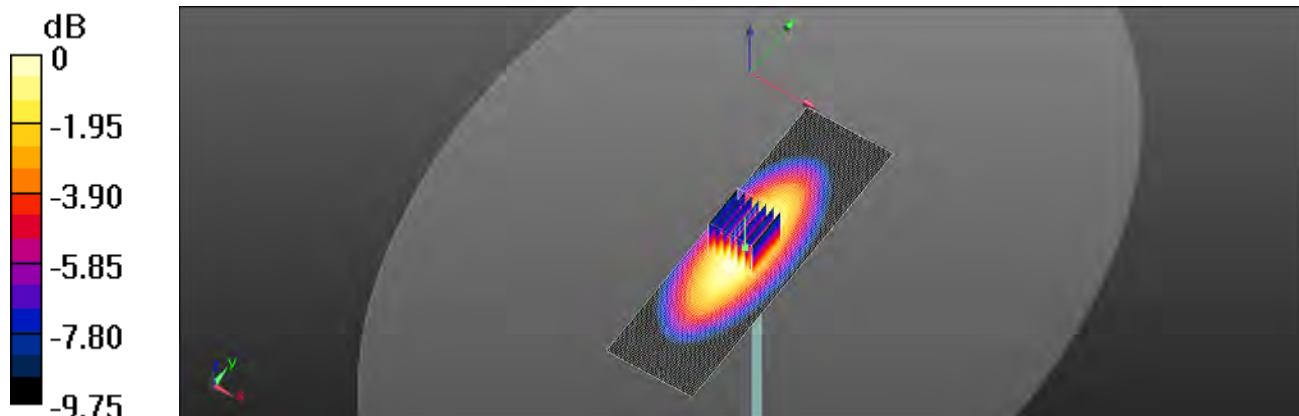
Configuration/Pin=250mW/Zoom Scan (7x7x7)/Cube 0: Measurement grid: $dx=5\text{mm}$, $dy=5\text{mm}$, $dz=5\text{mm}$

Reference Value = 52.28 V/m; Power Drift = 0.01 dB

Peak SAR (extrapolated) = 3.04 W/kg

SAR(1 g) = 2.09 W/kg; SAR(10 g) = 1.4 W/kg

Maximum value of SAR (measured) = 2.63 W/kg



0 dB = 2.63 W/kg = 4.20 dBW/kg

Unless otherwise stated the results shown in this test report refer only to the sample(s) tested and such sample(s) are retained for 90 days only.
 除非另有說明，此報告結果僅對測試之樣品負責，同時此樣品僅保留90天。本報告未經本公司書面許可，不可部份複製。

This document is issued by the Company subject to its General Conditions of Service printed overleaf, available on request or accessible at www.sgs.com/terms_and_conditions.htm and for electronic format documents, subject to Terms and Conditions for Electronic Documents at www.sgs.com/terms_e-document.htm. Attention is drawn to the limitation of liability, indemnification and jurisdiction issues defined therein. Any holder of this document is advised that information contained hereon reflects the Company's findings at the time of its intervention only and within the limits of Client's instructions, if any. The Company's sole responsibility is to its Client and this document does not exonerate parties to a transaction from exercising all their rights and obligations under the transaction documents. This document cannot be reproduced except in full, without prior written approval of the Company. Any unauthorized alteration, forgery or falsification of the content or appearance of this document is unlawful and offenders may be prosecuted to the fullest extent of the law.

Date: 2018/6/4

Dipole 835 MHz_SN:4d063

Communication System: CW; Frequency: 835 MHz; Duty Cycle: 1:1

Medium parameters used: $f = 835 \text{ MHz}$; $\sigma = 0.974 \text{ S/m}$; $\epsilon_r = 52.918$; $\rho = 1000 \text{ kg/m}^3$

Phantom section: Flat Section

Ambient temperature: 21.7°C ; Liquid temperature: 22.3°C

DASY5 Configuration:

- Probe: EX3DV4 - SN3938; ConvF(9.48, 9.48, 9.48); Calibrated: 2017/9/29;
- Sensor-Surface: 2mm (Mechanical Surface Detection)
- Electronics: DAE4 Sn1260; Calibrated: 2017/9/28
- Phantom: Body
- DASY52 52.8.8(1258); SEMCAD X 14.6.10(7373)

Configuration/Pin=250mW/Area Scan (41x121x1): Interpolated grid: $dx=15 \text{ mm}$, $dy=15 \text{ mm}$

Maximum value of SAR (interpolated) = 3.05 W/kg


Configuration/Pin=250mW/Zoom Scan (7x7x7)/Cube 0: Measurement grid: $dx=5\text{mm}$, $dy=5\text{mm}$, $dz=5\text{mm}$

Reference Value = 56.80 V/m ; Power Drift = 0.02 dB

Peak SAR (extrapolated) = 3.62 W/kg

SAR(1 g) = 2.43 W/kg ; SAR(10 g) = 1.58 W/kg

Maximum value of SAR (measured) = 3.07 W/kg



$0 \text{ dB} = 3.07 \text{ W/kg} = 4.87 \text{ dBW/kg}$

Unless otherwise stated the results shown in this test report refer only to the sample(s) tested and such sample(s) are retained for 90 days only.
 除非另有說明，此報告結果僅對測試之樣品負責，同時此樣品僅保留90天。本報告未經本公司書面許可，不可部份複製。

This document is issued by the Company subject to its General Conditions of Service printed overleaf, available on request or accessible at www.sgs.com/terms_and_conditions.htm and for electronic format documents, subject to Terms and Conditions for Electronic Documents at www.sgs.com/terms_e-document.htm. Attention is drawn to the limitation of liability, indemnification and jurisdiction issues defined therein. Any holder of this document is advised that information contained hereon reflects the Company's findings at the time of its intervention only and within the limits of Client's instructions, if any. The Company's sole responsibility is to its Client and this document does not exonerate parties to a transaction from exercising all their rights and obligations under the transaction documents. This document cannot be reproduced except in full, without prior written approval of the Company. Any unauthorized alteration, forgery or falsification of the content or appearance of this document is unlawful and offenders may be prosecuted to the fullest extent of the law.

Date: 2018/6/5

Dipole 1750 MHz_SN:1008

Communication System: CW; Frequency: 1750 MHz; Duty Cycle: 1:1

Medium parameters used: $f = 1750 \text{ MHz}$; $\sigma = 1.443 \text{ S/m}$; $\epsilon_r = 54.578$; $\rho = 1000 \text{ kg/m}^3$

Phantom section: Flat Section

Ambient temperature: 22.2°C; Liquid temperature: 21.7°C

DASY5 Configuration:

- Probe: EX3DV4 - SN3938; ConvF(7.96, 7.96, 7.96); Calibrated: 2017/9/29;
- Sensor-Surface: 2mm (Mechanical Surface Detection)
- Electronics: DAE4 Sn1260; Calibrated: 2017/9/28
- Phantom: Body
- DASY52 52.8.8(1258); SEMCAD X 14.6.10(7373)

Configuration/Pin=250mW/Area Scan (61x61x1): Interpolated grid: $dx=15 \text{ mm}$, $dy=15 \text{ mm}$

Maximum value of SAR (interpolated) = 12.7 W/kg

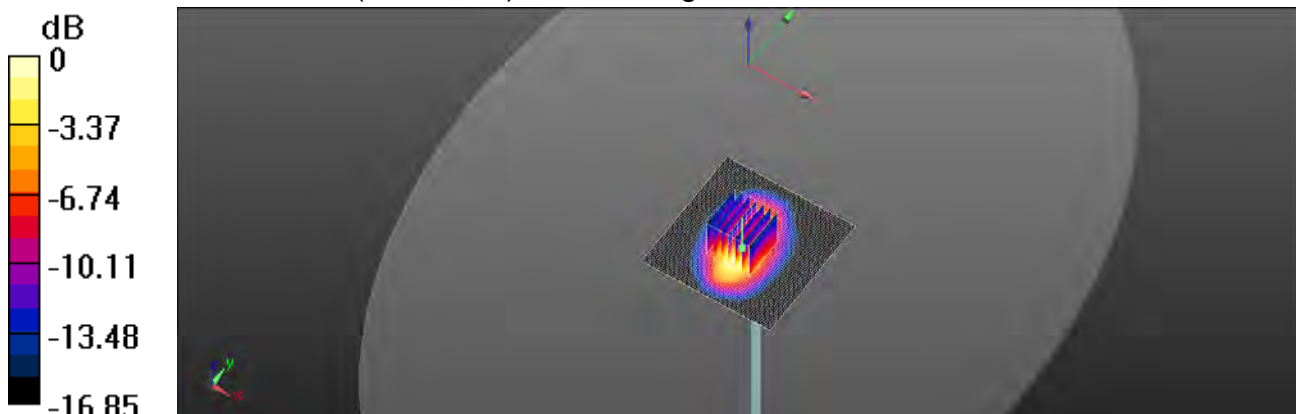
Configuration/Pin=250mW/Zoom Scan (7x7x7)/Cube 0: Measurement grid: $dx=5\text{mm}$, $dy=5\text{mm}$, $dz=5\text{mm}$

Reference Value = 93.55 V/m; Power Drift = -0.04 dB

Peak SAR (extrapolated) = 16.1 W/kg

SAR(1 g) = 8.89 W/kg; SAR(10 g) = 4.69 W/kg

Maximum value of SAR (measured) = 12.7 W/kg



0 dB = 12.7 W/kg = 11.04 dBW/kg

Unless otherwise stated the results shown in this test report refer only to the sample(s) tested and such sample(s) are retained for 90 days only.
 除非另有說明，此報告結果僅對測試之樣品負責，同時此樣品僅保留90天。本報告未經本公司書面許可，不可部份複製。

This document is issued by the Company subject to its General Conditions of Service printed overleaf, available on request or accessible at www.sgs.com/terms_and_conditions.htm and for electronic format documents, subject to Terms and Conditions for Electronic Documents at www.sgs.com/terms_e-document.htm. Attention is drawn to the limitation of liability, indemnification and jurisdiction issues defined therein. Any holder of this document is advised that information contained hereon reflects the Company's findings at the time of its intervention only and within the limits of Client's instructions, if any. The Company's sole responsibility is to its Client and this document does not exonerate parties to a transaction from exercising all their rights and obligations under the transaction documents. This document cannot be reproduced except in full, without prior written approval of the Company. Any unauthorized alteration, forgery or falsification of the content or appearance of this document is unlawful and offenders may be prosecuted to the fullest extent of the law.

Date: 2018/6/6

Dipole 1900 MHz_SN:5d173

Communication System: CW; Frequency: 1900 MHz; Duty Cycle: 1:1

Medium parameters used: $f = 1900 \text{ MHz}$; $\sigma = 1.554 \text{ S/m}$; $\epsilon_r = 54.032$; $\rho = 1000 \text{ kg/m}^3$

Phantom section: Flat Section

Ambient temperature: 21.8°C ; Liquid temperature: 22.2°C

DASY5 Configuration:

- Probe: EX3DV4 - SN3938; ConvF(7.7, 7.7, 7.7); Calibrated: 2017/9/29;
- Sensor-Surface: 2mm (Mechanical Surface Detection)
- Electronics: DAE4 Sn1260; Calibrated: 2017/9/28
- Phantom: Body
- DASY52 52.8.8(1258); SEMCAD X 14.6.10(7373)

Configuration/Pin=250mW/Area Scan (61x61x1): Interpolated grid: $dx=15 \text{ mm}$, $dy=15 \text{ mm}$

Maximum value of SAR (interpolated) = 13.9 W/kg


Configuration/Pin=250mW/Zoom Scan (7x7x7)/Cube 0: Measurement grid: $dx=5\text{mm}$, $dy=5\text{mm}$, $dz=5\text{mm}$

Reference Value = 95.94 V/m ; Power Drift = -0.03 dB

Peak SAR (extrapolated) = 17.7 W/kg

SAR(1 g) = 9.65 W/kg ; SAR(10 g) = 4.99 W/kg

Maximum value of SAR (measured) = 13.9 W/kg



$0 \text{ dB} = 13.9 \text{ W/kg} = 11.43 \text{ dBW/kg}$

Unless otherwise stated the results shown in this test report refer only to the sample(s) tested and such sample(s) are retained for 90 days only.
 除非另有說明，此報告結果僅對測試之樣品負責，同時此樣品僅保留90天。本報告未經本公司書面許可，不可部份複製。

This document is issued by the Company subject to its General Conditions of Service printed overleaf, available on request or accessible at www.sgs.com/terms_and_conditions.htm and for electronic format documents, subject to Terms and Conditions for Electronic Documents at www.sgs.com/terms_e-document.htm. Attention is drawn to the limitation of liability, indemnification and jurisdiction issues defined therein. Any holder of this document is advised that information contained hereon reflects the Company's findings at the time of its intervention only and within the limits of Client's instructions, if any. The Company's sole responsibility is to its Client and this document does not exonerate parties to a transaction from exercising all their rights and obligations under the transaction documents. This document cannot be reproduced except in full, without prior written approval of the Company. Any unauthorized alteration, forgery or falsification of the content or appearance of this document is unlawful and offenders may be prosecuted to the fullest extent of the law.

Date: 2018/6/7

Dipole 2300 MHz_SN:1023

Communication System: CW; Frequency: 2300 MHz; Duty Cycle: 1:1

Medium parameters used: $f = 2300 \text{ MHz}$; $\sigma = 1.844 \text{ S/m}$; $\epsilon_r = 53.491$; $\rho = 1000 \text{ kg/m}^3$

Phantom section: Flat Section

Ambient temperature: 22.3°C; Liquid temperature: 21.9°C

DASY5 Configuration:

- Probe: EX3DV4 - SN3938; ConvF(7.51, 7.51, 7.51); Calibrated: 2017/9/29;
- Sensor-Surface: 2mm (Mechanical Surface Detection)
- Electronics: DAE4 Sn1260; Calibrated: 2017/9/28
- Phantom: Body
- DASY52 52.8.8(1258); SEMCAD X 14.6.10(7373)

Configuration/Pin=250mW/Area Scan (51x51x1): Interpolated grid: $dx=12 \text{ mm}$, $dy=12 \text{ mm}$

Maximum value of SAR (interpolated) = 20.0 W/kg


Configuration/Pin=250mW/Zoom Scan (7x7x7)/Cube 0: Measurement grid: $dx=5\text{mm}$, $dy=5\text{mm}$, $dz=5\text{mm}$

Reference Value = 98.55 V/m; Power Drift = 0.04 dB

Peak SAR (extrapolated) = 25.3 W/kg

SAR(1 g) = 12.4 W/kg; SAR(10 g) = 5.92 W/kg

Maximum value of SAR (measured) = 19.0 W/kg



0 dB = 19.0 W/kg = 12.79 dBW/kg

Unless otherwise stated the results shown in this test report refer only to the sample(s) tested and such sample(s) are retained for 90 days only.

除非另有說明，此報告結果僅對測試之樣品負責，同時此樣品僅保留90天。本報告未經本公司書面許可，不可部份複製。

This document is issued by the Company subject to its General Conditions of Service printed overleaf, available on request or accessible at www.sgs.com/terms_and_conditions.htm and for electronic format documents, subject to Terms and Conditions for Electronic Documents at www.sgs.com/terms_e-document.htm. Attention is drawn to the limitation of liability, indemnification and jurisdiction issues defined therein. Any holder of this document is advised that information contained hereon reflects the Company's findings at the time of its intervention only and within the limits of Client's instructions, if any. The Company's sole responsibility is to its Client and this document does not exonerate parties to a transaction from exercising all their rights and obligations under the transaction documents. This document cannot be reproduced except in full, without prior written approval of the Company. Any unauthorized alteration, forgery or falsification of the content or appearance of this document is unlawful and offenders may be prosecuted to the fullest extent of the law.

Date: 2018/6/8

Dipole 2600 MHz_SN:1005

Communication System: CW; Frequency: 2600 MHz; Duty Cycle: 1:1

Medium parameters used: $f = 2600 \text{ MHz}$; $\sigma = 2.255 \text{ S/m}$; $\epsilon_r = 51.19$; $\rho = 1000 \text{ kg/m}^3$

Phantom section: Flat Section

Ambient temperature: 21.6°C; Liquid temperature: 22.1°C

DASY5 Configuration:

- Probe: EX3DV4 - SN3938; ConvF(7.15, 7.15, 7.15); Calibrated: 2017/9/29;
- Sensor-Surface: 2mm (Mechanical Surface Detection)
- Electronics: DAE4 Sn1260; Calibrated: 2017/9/28
- Phantom: Body
- DASY52 52.8.8(1258); SEMCAD X 14.6.10(7373)

Configuration/Pin=250mW/Area Scan (61x61x1): Interpolated grid: $dx=12 \text{ mm}$, $dy=12 \text{ mm}$

Maximum value of SAR (interpolated) = 21.7 W/kg

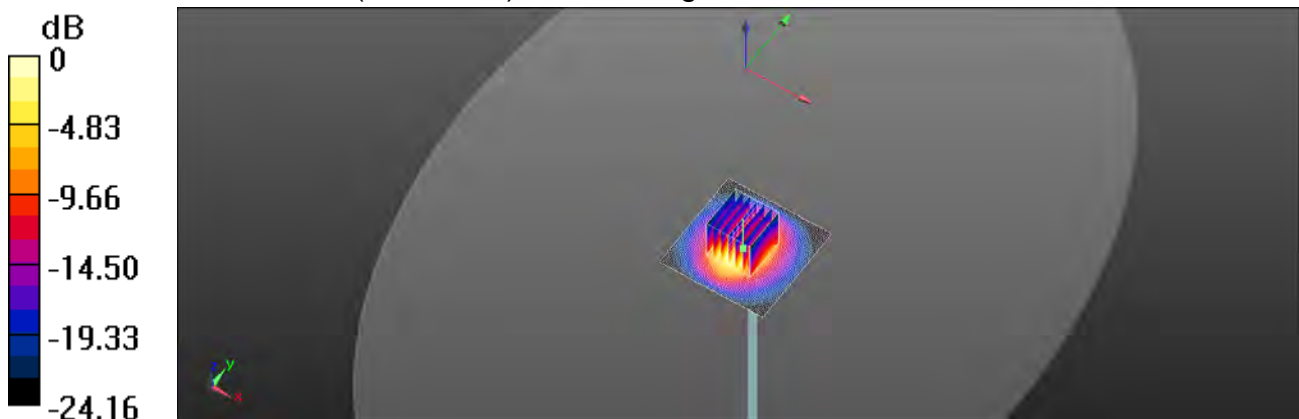
Configuration/Pin=250mW/Zoom Scan (7x7x7)/Cube 0: Measurement grid: $dx=5\text{mm}$, $dy=5\text{mm}$, $dz=5\text{mm}$

Reference Value = 99.22 V/m; Power Drift = -0.05 dB

Peak SAR (extrapolated) = 30.1 W/kg

SAR(1 g) = 13.8 W/kg; SAR(10 g) = 6.02 W/kg

Maximum value of SAR (measured) = 21.8 W/kg



0 dB = 21.8 W/kg = 13.38 dBW/kg

Unless otherwise stated the results shown in this test report refer only to the sample(s) tested and such sample(s) are retained for 90 days only.
 除非另有說明，此報告結果僅對測試之樣品負責，同時此樣品僅保留90天。本報告未經本公司書面許可，不可部份複製。

This document is issued by the Company subject to its General Conditions of Service printed overleaf, available on request or accessible at www.sgs.com/terms_and_conditions.htm and for electronic format documents, subject to Terms and Conditions for Electronic Documents at www.sgs.com/terms_e-document.htm. Attention is drawn to the limitation of liability, indemnification and jurisdiction issues defined therein. Any holder of this document is advised that information contained hereon reflects the Company's findings at the time of its intervention only and within the limits of Client's instructions, if any. The Company's sole responsibility is to its Client and this document does not exonerate parties to a transaction from exercising all their rights and obligations under the transaction documents. This document cannot be reproduced except in full, without prior written approval of the Company. Any unauthorized alteration, forgery or falsification of the content or appearance of this document is unlawful and offenders may be prosecuted to the fullest extent of the law.

7.DAE & Probe Calibration Certificate

Calibration Laboratory of
Schmid & Partner
Engineering AG
Zeughausstrasse 43, 8004 Zurich, Switzerland



S Schweizerischer Kalibrierdienst
C Service suisse d'étalonnage
S Servizio svizzero di taratura
S Swiss Calibration Service

Accredited by the Swiss Accreditation Service (SAS)
The Swiss Accreditation Service is one of the signatories to the EA
Multilateral Agreement for the recognition of calibration certificates

Accreditation No.: SCS 0108

Client SGS-TW (Auden)

Certificate No: DAE4-1260_Sep17

CALIBRATION CERTIFICATE																							
Object	DAE4 - SD 000 D04 BM - SN: 1260																						
Calibration procedure(s)	QA CAL-06.v29 Calibration procedure for the data acquisition electronics (DAE)																						
Calibration date:	September 28, 2017																						
<p>This calibration certificate documents the traceability to national standards, which realize the physical units of measurements (SI). The measurements and the uncertainties with confidence probability are given on the following pages and are part of the certificate.</p> <p>All calibrations have been conducted in the closed laboratory facility: environment temperature (22 ± 3)°C and humidity < 70%.</p> <p>Calibration Equipment used (M&TE critical for calibration)</p> <table border="1"> <thead> <tr> <th>Primary Standards</th> <th>ID #</th> <th>Cal Date (Certificate No.)</th> <th>Scheduled Calibration</th> </tr> </thead> <tbody> <tr> <td>Keithley Multimeter Type 2001</td> <td>SN: 0610278</td> <td>31-Aug-17 (No:21092)</td> <td>Aug-18</td> </tr> <tr> <th>Secondary Standards</th> <th>ID #</th> <th>Check Date (in house)</th> <th>Scheduled Check</th> </tr> <tr> <td>Auto DAE Calibration Unit</td> <td>SE LWS 053 AA 1001</td> <td>05-Jan-17 (in house check)</td> <td>in house check: Jan-18</td> </tr> <tr> <td>Calibrator Box V2.1</td> <td>SE LMS 006 AA 1002</td> <td>05-Jan-17 (in house check)</td> <td>in house check: Jan-18</td> </tr> </tbody> </table>				Primary Standards	ID #	Cal Date (Certificate No.)	Scheduled Calibration	Keithley Multimeter Type 2001	SN: 0610278	31-Aug-17 (No:21092)	Aug-18	Secondary Standards	ID #	Check Date (in house)	Scheduled Check	Auto DAE Calibration Unit	SE LWS 053 AA 1001	05-Jan-17 (in house check)	in house check: Jan-18	Calibrator Box V2.1	SE LMS 006 AA 1002	05-Jan-17 (in house check)	in house check: Jan-18
Primary Standards	ID #	Cal Date (Certificate No.)	Scheduled Calibration																				
Keithley Multimeter Type 2001	SN: 0610278	31-Aug-17 (No:21092)	Aug-18																				
Secondary Standards	ID #	Check Date (in house)	Scheduled Check																				
Auto DAE Calibration Unit	SE LWS 053 AA 1001	05-Jan-17 (in house check)	in house check: Jan-18																				
Calibrator Box V2.1	SE LMS 006 AA 1002	05-Jan-17 (in house check)	in house check: Jan-18																				
Calibrated by:	Name Dominique Steffen	Function Laboratory Technician	Signature 																				
Approved by:	Name Sven Kühn	Function Deputy Manager	Signature 																				
			Issued: September 28, 2017																				
This calibration certificate shall not be reproduced except in full without written approval of the laboratory.																							

Certificate No: DAE4-1260_Sep17

Page 1 of 5

Unless otherwise stated the results shown in this test report refer only to the sample(s) tested and such sample(s) are retained for 90 days only.

除非另有說明，此報告結果僅對測試之樣品負責，同時此樣品僅保留90天。本報告未經本公司書面許可，不可部份複製。

This document is issued by the Company subject to its General Conditions of Service printed overleaf, available on request or accessible at www.sgs.com/terms_and_conditions.htm and for electronic format documents, subject to Terms and Conditions for Electronic Documents at www.sgs.com/terms_e-document.htm. Attention is drawn to the limitation of liability, indemnification and jurisdiction issues defined therein. Any holder of this document is advised that information contained hereon reflects the Company's findings at the time of its intervention only and within the limits of Client's instructions, if any. The Company's sole responsibility is to its Client and this document does not exonerate parties to a transaction from exercising all their rights and obligations under the transaction documents. This document cannot be reproduced except in full, without prior written approval of the Company. Any unauthorized alteration, forgery or falsification of the content or appearance of this document is unlawful and offenders may be prosecuted to the fullest extent of the law.

**Calibration Laboratory of
Schmid & Partner
Engineering AG**
Zeughausstrasse 43, 8004 Zurich, Switzerland



S Schweizerischer Kalibrierdienst
C Service suisse d'étalonnage
S Servizio svizzero di taratura
S Swiss Calibration Service

Accredited by the Swiss Accreditation Service (SAS)
The Swiss Accreditation Service is one of the signatories to the EA
Multilateral Agreement for the recognition of calibration certificates

Accreditation No.: **SCS 0108**

Glossary

DAE data acquisition electronics
Connector angle information used in DASY system to align probe sensor X to the robot coordinate system.

Methods Applied and Interpretation of Parameters

- **DC Voltage Measurement:** Calibration Factor assessed for use in DASY system by comparison with a calibrated instrument traceable to national standards. The figure given corresponds to the full scale range of the voltmeter in the respective range.
- **Connector angle:** The angle of the connector is assessed measuring the angle mechanically by a tool inserted. Uncertainty is not required.
- The following parameters as documented in the Appendix contain technical information as a result from the performance test and require no uncertainty.
 - **DC Voltage Measurement Linearity:** Verification of the Linearity at +10% and -10% of the nominal calibration voltage. Influence of offset voltage is included in this measurement.
 - **Common mode sensitivity:** Influence of a positive or negative common mode voltage on the differential measurement.
 - **Channel separation:** Influence of a voltage on the neighbor channels not subject to an input voltage.
 - **AD Converter Values with inputs shorted:** Values on the internal AD converter corresponding to zero input voltage
 - **Input Offset Measurement:** Output voltage and statistical results over a large number of zero voltage measurements.
 - **Input Offset Current:** Typical value for information; Maximum channel input offset current, not considering the input resistance.
 - **Input resistance:** Typical value for information; DAE input resistance at the connector, during internal auto-zeroing and during measurement.
 - **Low Battery Alarm Voltage:** Typical value for information. Below this voltage, a battery alarm signal is generated.
 - **Power consumption:** Typical value for information. Supply currents in various operating modes.

Unless otherwise stated the results shown in this test report refer only to the sample(s) tested and such sample(s) are retained for 90 days only.

除非另有說明，此報告結果僅對測試之樣品負責，同時此樣品僅保留90天。本報告未經本公司書面許可，不可部份複製。

This document is issued by the Company subject to its General Conditions of Service printed overleaf, available on request or accessible at www.sgs.com/terms_and_conditions.htm and for electronic format documents, subject to Terms and Conditions for Electronic Documents at www.sgs.com/terms_e-document.htm. Attention is drawn to the limitation of liability, indemnification and jurisdiction issues defined therein. Any holder of this document is advised that information contained hereon reflects the Company's findings at the time of its intervention only and within the limits of Client's instructions, if any. The Company's sole responsibility is to its Client and this document does not exonerate parties to a transaction from exercising all their rights and obligations under the transaction documents. This document cannot be reproduced except in full, without prior written approval of the Company. Any unauthorized alteration, forgery or falsification of the content or appearance of this document is unlawful and offenders may be prosecuted to the fullest extent of the law.

DC Voltage Measurement

A/D - Converter Resolution nominal

High Range: 1LSB = 5.1µV full range = -100...+300 mV

Low Range: 1LSB = 61nV full range = -1...+3mV

DASY measurement parameters: Auto Zero Time: 3 sec; Measuring time: 3 sec

Calibration Factors	X	Y	Z
High Range	405.082 ± 0.02% (k=2)	405.133 ± 0.02% (k=2)	404.970 ± 0.02% (k=2)
Low Range	3.98948 ± 1.50% (k=2)	3.95701 ± 1.50% (k=2)	3.98426 ± 1.50% (k=2)

Connector Angle

Connector Angle to be used in DASY system	341.5 ° ± 1 °
---	---------------

Unless otherwise stated the results shown in this test report refer only to the sample(s) tested and such sample(s) are retained for 90 days only.

除非另有說明，此報告結果僅對測試之樣品負責，同時此樣品僅保留90天。本報告未經本公司書面許可，不可部份複製。

This document is issued by the Company subject to its General Conditions of Service printed overleaf, available on request or accessible at www.sgs.com/terms_and_conditions.htm and for electronic format documents, subject to Terms and Conditions for Electronic Documents at www.sgs.com/terms_e-document.htm. Attention is drawn to the limitation of liability, indemnification and jurisdiction issues defined therein. Any holder of this document is advised that information contained hereon reflects the Company's findings at the time of its intervention only and within the limits of Client's instructions, if any. The Company's sole responsibility is to its Client and this document does not exonerate parties to a transaction from exercising all their rights and obligations under the transaction documents. This document cannot be reproduced except in full, without prior written approval of the Company. Any unauthorized alteration, forgery or falsification of the content or appearance of this document is unlawful and offenders may be prosecuted to the fullest extent of the law.

Appendix (Additional assessments outside the scope of SCS0108)
1. DC Voltage Linearity

High Range	Reading (μV)	Difference (μV)	Error (%)
Channel X + Input	200030.04	-3.23	-0.00
Channel X + Input	20005.05	0.72	0.00
Channel X - Input	-20003.19	2.57	-0.01
Channel Y + Input	200031.04	-2.35	-0.00
Channel Y + Input	20004.17	-0.10	-0.00
Channel Y - Input	-20006.05	-0.28	0.00
Channel Z + Input	200033.38	-0.04	-0.00
Channel Z + Input	20003.27	-0.97	-0.00
Channel Z - Input	-20007.67	-1.85	0.01

Low Range	Reading (μV)	Difference (μV)	Error (%)
Channel X + Input	2000.34	-0.06	-0.00
Channel X + Input	201.28	0.95	0.47
Channel X - Input	-198.35	1.25	-0.63
Channel Y + Input	2000.88	0.54	0.03
Channel Y + Input	199.53	-0.80	-0.40
Channel Y - Input	-200.22	-0.64	0.32
Channel Z + Input	2000.27	0.04	0.00
Channel Z + Input	198.83	-1.41	-0.70
Channel Z - Input	-200.94	-1.26	0.63

2. Common mode sensitivity

DASY measurement parameters: Auto Zero Time: 3 sec; Measuring time: 3 sec

	Common mode Input Voltage (mV)	High Range Average Reading (μV)	Low Range Average Reading (μV)
Channel X	200	29.02	27.07
	-200	-24.87	-27.14
Channel Y	200	-18.44	-18.59
	-200	18.33	18.03
Channel Z	200	15.00	15.39
	-200	-18.17	-18.23

3. Channel separation

DASY measurement parameters: Auto Zero Time: 3 sec; Measuring time: 3 sec

	Input Voltage (mV)	Channel X (μV)	Channel Y (μV)	Channel Z (μV)
Channel X	200	-	-1.16	-4.49
Channel Y	200	7.88	-	1.01
Channel Z	200	10.85	4.72	-

Unless otherwise stated the results shown in this test report refer only to the sample(s) tested and such sample(s) are retained for 90 days only.

除非另有說明，此報告結果僅對測試之樣品負責，同時此樣品僅保留90天。本報告未經本公司書面許可，不可部份複製。

 This document is issued by the Company subject to its General Conditions of Service printed overleaf, available on request or accessible at www.sgs.com/terms_and_conditions.htm and for electronic format documents, subject to Terms and Conditions for Electronic Documents at www.sgs.com/terms_e-document.htm. Attention is drawn to the limitation of liability, indemnification and jurisdiction issues defined therein. Any holder of this document is advised that information contained hereon reflects the Company's findings at the time of its intervention only and within the limits of Client's instructions, if any. The Company's sole responsibility is to its Client and this document does not exonerate parties to a transaction from exercising all their rights and obligations under the transaction documents. This document cannot be reproduced except in full, without prior written approval of the Company. Any unauthorized alteration, forgery or falsification of the content or appearance of this document is unlawful and offenders may be prosecuted to the fullest extent of the law.

4. AD-Converter Values with inputs shorted

DASY measurement parameters: Auto Zero Time: 3 sec; Measuring time: 3 sec

	High Range (LSB)	Low Range (LSB)
Channel X	16017	16757
Channel Y	15556	15598
Channel Z	15950	16735

5. Input Offset Measurement

DASY measurement parameters: Auto Zero Time: 3 sec; Measuring time: 3 sec

 Input 10M Ω

	Average (μ V)	min. Offset (μ V)	max. Offset (μ V)	Std. Deviation (μ V)
Channel X	0.90	-0.03	1.89	0.40
Channel Y	0.57	-0.29	1.64	0.37
Channel Z	-1.27	-2.75	0.35	0.59

6. Input Offset Current

Nominal Input circuitry offset current on all channels: <25fA

7. Input Resistance (Typical values for information)

	Zeroing (kOhm)	Measuring (MOhm)
Channel X	200	200
Channel Y	200	200
Channel Z	200	200

8. Low Battery Alarm Voltage (Typical values for information)

Typical values	Alarm Level (VDC)
Supply (+ Vcc)	+7.9
Supply (- Vcc)	-7.6

9. Power Consumption (Typical values for information)

Typical values	Switched off (mA)	Stand by (mA)	Transmitting (mA)
Supply (+ Vcc)	\approx 0.01	+6	+14
Supply (- Vcc)	-0.01	-8	-9

Unless otherwise stated the results shown in this test report refer only to the sample(s) tested and such sample(s) are retained for 90 days only.

除非另有說明，此報告結果僅對測試之樣品負責，同時此樣品僅保留90天。本報告未經本公司書面許可，不可部份複製。

 This document is issued by the Company subject to its General Conditions of Service printed overleaf, available on request or accessible at www.sgs.com/terms_and_conditions.htm and for electronic format documents, subject to Terms and Conditions for Electronic Documents at www.sgs.com/terms_e-document.htm. Attention is drawn to the limitation of liability, indemnification and jurisdiction issues defined therein. Any holder of this document is advised that information contained hereon reflects the Company's findings at the time of its intervention only and within the limits of Client's instructions, if any. The Company's sole responsibility is to its Client and this document does not exonerate parties to a transaction from exercising all their rights and obligations under the transaction documents. This document cannot be reproduced except in full, without prior written approval of the Company. Any unauthorized alteration, forgery or falsification of the content or appearance of this document is unlawful and offenders may be prosecuted to the fullest extent of the law.

**Calibration Laboratory of
Schmid & Partner
Engineering AG**
Zeughalstrasse 43, 8004 Zurich, Switzerland



S Schweizerischer Kalibrierdienst
S Service suisse d'étalonnage
S Servizio svizzero di taratura
S Swiss Calibration Service

Accredited by the Swiss Accreditation Service (SAS)
The Swiss Accreditation Service is one of the signatories to the EA
Multilateral Agreement for the recognition of calibration certificates

Accreditation No.: **SCS 0108**

Client **SGS-TW (Auden)**

Certificate No. **EX3-3938_Sep17**

CALIBRATION CERTIFICATE

Object EX3DVA - SN:3938

Calibration procedure(s) QA CAL-01.v9, QA CAL-14.v4, QA CAL-23.v5, QA CAL-25.v6
Calibration procedure for dosimetric E-field probes

Calibration date: September 29, 2017

This calibration certificate documents the traceability to national standards, which realize the physical units of measurements (SI).
The measurements and the uncertainties with confidence probability are given on the following pages and are part of the certificate.

All calibrations have been conducted in the closed laboratory facility, environment temperature (22 ± 3)°C and humidity < 70%.

Calibration Equipment used (M&TE critical for calibration)

Primary Standards	ID	Cal Date (Certificate No.)	Scheduled Calibration
Power meter NRP	SN: 104770	04-Apr-17 (No. 217-02521-02522)	Apr-18
Power sensor NRP-291	SN: 103244	04-Apr-17 (No. 217-02521)	Apr-18
Power sensor NRP-291	SN: 103245	04-Apr-17 (No. 217-02522)	Apr-18
Reference 20 dB Attenuator	SN: S5277 (20x)	07-Apr-17 (No. 217-02528)	Apr-18
Reference Probe ES3CV2	SN: 3013	31-Dec-16 (No. ES3-3013_Dec16)	Dec-17
D4E4	SN: 660	7-Dec-16 (No. D4E4-660_Dec16)	Dec-17
Secondary Standards	ID	Check Date (in house)	Scheduled Check
Power meter E4419B	SN: GB41293574	09-Apr-16 (in house check Jun-16)	in house check: Jun-18
Power sensor E4412A	SN: MY41498087	09-Apr-16 (in house check Jun-16)	in house check: Jun-18
Power meter E4412A	SN: 000119210	09-Apr-16 (in house check Jun-16)	in house check: Jun-18
RF generator HP 8643C	SN: US3842UD1700	04-Aug-09 (in house check Jun-15)	in house check: Jun-18
Network Analyzer HP 8753E	SN: US37300685	18-Dec-01 (in house check Oct-16)	in house check: Oct-17

	Name	Function	Signature
Calibrated by:	Jatko Kestral	Laboratory Technician	
Approved by:	Katja Polovic	Technical Manager	

Issued: October 2, 2017

This calibration certificate shall not be reproduced except in full without written approval of the laboratory.

Certificate No: EX3-3938_Sep17

Page 1 of 11

Unless otherwise stated the results shown in this test report refer only to the sample(s) tested and such sample(s) are retained for 90 days only.

除非另有說明，此報告結果僅對測試之樣品負責，同時此樣品僅保留90天。本報告未經本公司書面許可，不可部份複製。

This document is issued by the Company subject to its General Conditions of Service printed overleaf, available on request or accessible at www.sgs.com/terms_and_conditions.htm and for electronic format documents, subject to Terms and Conditions for Electronic Documents at www.sgs.com/terms_e-document.htm. Attention is drawn to the limitation of liability, indemnification and jurisdiction issues defined therein. Any holder of this document is advised that information contained hereon reflects the Company's findings at the time of its intervention only and within the limits of Client's instructions, if any. The Company's sole responsibility is to its Client and this document does not exonerate parties to a transaction from exercising all their rights and obligations under the transaction documents. This document cannot be reproduced except in full, without prior written approval of the Company. Any unauthorized alteration, forgery or falsification of the content or appearance of this document is unlawful and offenders may be prosecuted to the fullest extent of the law.

**Calibration Laboratory of
Schmid & Partner
Engineering AG**
Zeughausstrasse 43, 8004 Zurich, Switzerland



SCS Schweizerischer Kalibrierdienst
Service suisse d'étalonnage
Servizio svizzero di taratura
Swiss Calibration Service

Accredited by the Swiss Accreditation Service (SAS)
The Swiss Accreditation Service is one of the signatories to the EA
Multilateral Agreement for the recognition of calibration certificates.

Accreditation No.: **SCS 0108**

Glossary:

TSL	issue simulating liquid
NORM _{x,y,z}	sensitivity in free space
ConvF	sensitivity in TSL / NORM _{x,y,z}
DCP	diode compression point
CF	crest factor (1/duty_cycle) of the RF signal
A, B, C, D	modulation dependent linearization parameters
Polarization φ	φ rotation around probe axis
Polarization θ	θ rotation around an axis that is in the plane normal to probe axis (at measurement center), i.e. $\theta = 0$ is normal to probe axis
Connector Angle	Information used in DASY system to align probe sensor X to the robot coordinate system

Calibration is Performed According to the Following Standards:

- IEEE Std 1528-2013, "IEEE Recommended Practice for Determining the Peak Spatial-Averaged Specific Absorption Rate (SAR) in the Human Head from Wireless Communications Devices: Measurement Techniques", June 2013
- IEC 62209-1, "Measurement procedure for the assessment of Specific Absorption Rate (SAR) from hand-held and body-mounted devices used next to the ear (frequency range of 300 MHz to 6 GHz)", July 2016
- IEC 62209-2, "Procedure to determine the Specific Absorption Rate (SAR) for wireless communication devices used in close proximity to the human body (frequency range of 30 MHz to 6 GHz)", March 2010
- KDB 865664, "SAR Measurement Requirements for 100 MHz to 6 GHz"

Methods Applied and Interpretation of Parameters:

- NORM_{x,y,z}:** Assessed for E-field polarization $\theta = 0$ ($f \leq 900$ MHz in TEM-cell; $f > 1800$ MHz: R22 waveguide). NORM_{x,y,z} are only intermediate values, i.e., the uncertainties of NORM_{x,y,z} does not affect the E²-field uncertainty inside TSL (see below ConvF).
- NORM(l)_{x,y,z} = NORM_{x,y,z} * frequency_response** (see Frequency Response Chart). This linearization is implemented in DASY4 software versions later than 4.2. The uncertainty of the frequency response is included in the stated uncertainty of ConvF.
- DCP_{x,y,z}:** DCP are numerical linearization parameters assessed based on the data of power sweep with CW signal (no uncertainty required). DCP does not depend on frequency nor media.
- PAR:** PAR is the Peak to Average Ratio that is not calibrated but determined based on the signal characteristics.
- A_{x,y,z}; B_{x,y,z}; C_{x,y,z}; D_{x,y,z}; VR_{x,y,z}:** A, B, C, D are numerical linearization parameters assessed based on the data of power sweep for specific modulation signal. The parameters do not depend on frequency nor media. VR is the maximum calibration range expressed in RMS voltage across the diode.
- ConvF and Boundary Effect Parameters:** Assessed in flat phantom using E-field (or Temperature Transfer Standard for $f \leq 800$ MHz) and inside waveguide using analytical field distributions based on power measurements for $f > 800$ MHz. The same setups are used for assessment of the parameters applied for boundary compensation (alpha_depth) of which typical uncertainty values are given. These parameters are used in DASY4 software to improve probe accuracy close to the boundary. The sensitivity in TSL corresponds to NORM_{x,y,z} * ConvF whereby the uncertainty corresponds to that given for ConvF. A frequency dependent ConvF is used in DASY version 4.4 and higher which allows extending the validity from ± 50 MHz to ± 100 MHz.
- Spherical isotropy (3D deviation from isotropy):** in a field of low gradients realized using a flat phantom exposed by a patch antenna.
- Sensor Offset:** The sensor offset corresponds to the offset of virtual measurement center from the probe tip (on probe axis). No tolerance required.
- Connector Angle:** The angle is assessed using the information gained by determining the NORM_x (no uncertainty required).

Unless otherwise stated the results shown in this test report refer only to the sample(s) tested and such sample(s) are retained for 90 days only.

除非另有說明，此報告結果僅對測試之樣品負責，同時此樣品僅保留90天。本報告未經本公司書面許可，不可部份複製。

This document is issued by the Company subject to its General Conditions of Service printed overleaf, available on request or accessible at www.sgs.com/terms_and_conditions.htm and for electronic format documents, subject to Terms and Conditions for Electronic Documents at www.sgs.com/terms_e-document.htm. Attention is drawn to the limitation of liability, indemnification and jurisdiction issues defined therein. Any holder of this document is advised that information contained hereon reflects the Company's findings at the time of its intervention only and within the limits of Client's instructions, if any. The Company's sole responsibility is to its Client and this document does not exonerate parties to a transaction from exercising all their rights and obligations under the transaction documents. This document cannot be reproduced except in full, without prior written approval of the Company. Any unauthorized alteration, forgery or falsification of the content or appearance of this document is unlawful and offenders may be prosecuted to the fullest extent of the law.

EX3DV4 - SN-3938

September 29, 2017

Probe EX3DV4

SN:3938

Manufactured: May 2, 2013
Calibrated: September 29, 2017

Calibrated for DASY/EASY Systems
(Note: non-compatible with DASY? system!)

Certificate No: EX3-3938_Sep17

Page 3 of 11

Unless otherwise stated the results shown in this test report refer only to the sample(s) tested and such sample(s) are retained for 90 days only.

除非另有說明，此報告結果僅對測試之樣品負責，同時此樣品僅保留90天。本報告未經本公司書面許可，不可部份複製。

This document is issued by the Company subject to its General Conditions of Service printed overleaf, available on request or accessible at www.sgs.com/terms_and_conditions.htm and for electronic format documents, subject to Terms and Conditions for Electronic Documents at www.sgs.com/terms_e-document.htm. Attention is drawn to the limitation of liability, indemnification and jurisdiction issues defined therein. Any holder of this document is advised that information contained hereon reflects the Company's findings at the time of its intervention only and within the limits of Client's instructions, if any. The Company's sole responsibility is to its Client and this document does not exonerate parties to a transaction from exercising all their rights and obligations under the transaction documents. This document cannot be reproduced except in full, without prior written approval of the Company. Any unauthorized alteration, forgery or falsification of the content or appearance of this document is unlawful and offenders may be prosecuted to the fullest extent of the law.

SGS Taiwan Ltd.

No.134,Wu Kung Road, New Taipei Industrial Park, Wuku District, New Taipei City, Taiwan 24803/新北市五股區新北產業園區五工路 134 號

台灣檢驗科技股份有限公司

t (886-2) 2299-3279

f (886-2) 2298-0488

www.tw.sgs.com

Member of SGS Group

EX3DV4- SN:3938

September 29, 2017

DASY/EASY - Parameters of Probe: EX3DV4 - SN:3938

Basic Calibration Parameters

	Sensor X	Sensor Y	Sensor Z	Unc (k=2)
Norm ($\mu\text{V}/(\text{V}/\text{m})^2$) ^A	0.51	0.57	0.33	± 10.1 %
DCP (mV) ^B	102.0	101.2	103.4	

Modulation Calibration Parameters

UID	Communication System Name		A dB	B dB $\sqrt{\mu\text{V}}$	C	D dB	VR mV	Unc ^C (k=2)
D	CW	X	0.0	0.0	1.0	0.00	139.3	±2.5 %
		Y	0.0	0.0	1.0		146.0	
		Z	0.0	0.0	1.0		131.9	

The reported uncertainty of measurement is stated as the standard uncertainty of measurement multiplied by the coverage factor k=2, which for a normal distribution corresponds to a coverage probability of approximately 95%.

^A The uncertainties of Norm X,Y,Z do not affect the E_z field uncertainty inside TSL (see Pages 5 and 6)

^B Numerical linearization parameter; uncertainty not required.

^C Uncertainty is determined using the max. deviation from linear response applying rectangular distribution and is expressed for the square of the field value.

Unless otherwise stated the results shown in this test report refer only to the sample(s) tested and such sample(s) are retained for 90 days only.

除非另有說明，此報告結果僅對測試之樣品負責，同時此樣品僅保留90天。本報告未經本公司書面許可，不可部份複製。

This document is issued by the Company subject to its General Conditions of Service printed overleaf, available on request or accessible at www.sgs.com/terms_and_conditions.htm and for electronic format documents, subject to Terms and Conditions for Electronic Documents at www.sgs.com/terms_e-document.htm. Attention is drawn to the limitation of liability, indemnification and jurisdiction issues defined therein. Any holder of this document is advised that information contained hereon reflects the Company's findings at the time of its intervention only and within the limits of Client's instructions, if any. The Company's sole responsibility is to its Client and this document does not exonerate parties to a transaction from exercising all their rights and obligations under the transaction documents. This document cannot be reproduced except in full, without prior written approval of the Company. Any unauthorized alteration, forgery or falsification of the content or appearance of this document is unlawful and offenders may be prosecuted to the fullest extent of the law.

EX3DV4-SN:3938

September 29, 2017

DASY/EASY - Parameters of Probe: EX3DV4 - SN:3938

Calibration Parameter Determined in Head Tissue Simulating Media

f (MHz) ^c	Relative Permittivity ^a	Conductivity (S/m) ^f	ConvF X	ConvF Y	ConvF Z	Alpha ^b	Depth ^d (mm)	Unc (k=2)
750	41.9	0.89	10.26	10.26	10.26	0.53	0.80	± 12.0 %
835	41.5	0.90	9.69	9.69	9.69	0.50	0.83	± 12.0 %
900	41.5	0.97	9.50	9.50	9.50	0.51	0.80	± 12.0 %
1450	40.5	1.20	8.49	8.49	8.49	0.45	0.80	± 12.0 %
1750	40.1	1.37	8.35	8.35	8.35	0.33	0.85	± 12.0 %
1900	40.0	1.40	8.07	8.07	8.07	0.36	0.84	± 12.0 %
2000	40.0	1.40	8.04	8.04	8.04	0.30	0.86	± 12.0 %
2300	39.5	1.57	7.66	7.66	7.66	0.32	0.84	± 12.0 %
2450	39.2	1.80	7.30	7.30	7.30	0.37	0.80	± 12.0 %
2600	39.0	1.95	7.14	7.14	7.14	0.33	0.86	± 12.0 %
5250	35.9	4.71	5.04	5.04	5.04	0.35	1.80	± 13.1 %
5600	35.5	5.07	4.70	4.70	4.70	0.40	1.80	± 13.1 %
5750	35.4	5.22	4.85	4.85	4.85	0.40	1.80	± 13.1 %

^c Frequency validity above 300 MHz of ± 100 MHz only applies for DASY v4.4 and higher (see Page 2), since it is restricted to ± 50 MHz. The uncertainty is the RSS of the ConvF uncertainty at calibration frequency and the uncertainty for the indicated frequency band. Frequency validity below 300 MHz is ± 10, 25, 40, 50 and 70 MHz for ConvF assessments at 50, 64, 128, 150 and 220 MHz respectively. Above 5 GHz frequency validity can be extended to ± 110 MHz.

^d At frequencies below 3 GHz, the validity of tissue parameters (ε and σ) can be relaxed to ± 10% if liquid compensation formula is applied to measured SAR values. At frequencies above 3 GHz, the validity of tissue parameters (ε and σ) is restricted to ± 5%. The uncertainty is the RSS of the ConvF uncertainty for indicated target tissue parameters.

^e Alpha/Depth are determined during calibration. SPEAG warrants that the remaining deviation due to the boundary effect after compensation is always less than ± 1% for frequencies below 3 GHz and below ± 2% for frequencies between 3-6 GHz at any distance larger than half the probe tip diameter from the boundary.

Unless otherwise stated the results shown in this test report refer only to the sample(s) tested and such sample(s) are retained for 90 days only.

除非另有說明，此報告結果僅對測試之樣品負責，同時此樣品僅保留90天。本報告未經本公司書面許可，不可部份複製。

This document is issued by the Company subject to its General Conditions of Service printed overleaf, available on request or accessible at www.sgs.com/terms_and_conditions.htm and for electronic format documents, subject to Terms and Conditions for Electronic Documents at www.sgs.com/terms_e-document.htm. Attention is drawn to the limitation of liability, indemnification and jurisdiction issues defined therein. Any holder of this document is advised that information contained hereon reflects the Company's findings at the time of its intervention only and within the limits of Client's instructions, if any. The Company's sole responsibility is to its Client and this document does not exonerate parties to a transaction from exercising all their rights and obligations under the transaction documents. This document cannot be reproduced except in full, without prior written approval of the Company. Any unauthorized alteration, forgery or falsification of the content or appearance of this document is unlawful and offenders may be prosecuted to the fullest extent of the law.

EX3DV4- SN3938

September 29, 2017

DASY/EASY - Parameters of Probe: EX3DV4 - SN:3938

Calibration Parameter Determined in Body Tissue Simulating Media

f (MHz) ^c	Relative Permittivity ^e	Conductivity (S/m) ^e	ConvF X	ConvF Y	ConvF Z	Alpha ^d	Depth ^a (mm)	Unc (k=2)
750	55.5	0.96	9.62	9.62	9.62	0.51	0.80	± 12.0 %
835	55.2	0.97	9.48	9.48	9.48	0.50	0.83	± 12.0 %
900	55.0	1.05	9.35	9.35	9.35	0.55	0.80	± 12.0 %
1450	54.0	1.30	8.29	8.29	8.29	0.36	0.80	± 12.0 %
1750	53.4	1.49	7.96	7.96	7.96	0.45	0.80	± 12.0 %
1900	53.3	1.52	7.70	7.70	7.70	0.40	0.80	± 12.0 %
2000	53.3	1.52	7.87	7.87	7.87	0.38	0.86	± 12.0 %
2300	52.9	1.81	7.51	7.51	7.51	0.41	0.85	± 12.0 %
2450	52.7	1.95	7.42	7.42	7.42	0.39	0.80	± 12.0 %
2600	52.5	2.16	7.15	7.15	7.15	0.35	0.89	± 12.0 %
5250	48.9	5.38	4.41	4.41	4.41	0.40	1.90	± 13.1 %
5600	48.5	5.77	3.90	3.90	3.90	0.45	1.90	± 13.1 %
5750	48.3	5.94	4.09	4.09	4.09	0.45	1.90	± 13.1 %

^c Frequency validity above 300 MHz of ± 100 MHz only applies for DASY v4.4 and higher (see Page 2), else it is restricted to ± 50 MHz. The uncertainty is the RSS of the ConvF uncertainty at calibration frequency and the uncertainty for the indicated frequency band. Frequency validity below 300 MHz is ± 10, 25, 40, 50 and 70 MHz for ConvF assessments at 30, 64, 128, 150 and 220 MHz respectively. Above 5 GHz frequency validity can be extended to ± 110 MHz.

^d At frequencies below 3 GHz, the validity of tissue parameters (ϵ and σ) can be relaxed to ± 10% if liquid compensation formula is applied to measured SAR values. At frequencies above 3 GHz, the validity of tissue parameters (ϵ and σ) is restricted to ± 5%. The uncertainty is the RSS of the ConvF uncertainty for indicated target tissue parameters.

^e Alpha/Depth are determined during calibration. SPEAG warrants that the remaining deviation due to the boundary effect after compensation is always less than ± 1% for frequencies below 3 GHz and below ± 2% for frequencies between 3-6 GHz at any distance larger than half the probe tip diameter from the boundary.

Unless otherwise stated the results shown in this test report refer only to the sample(s) tested and such sample(s) are retained for 90 days only.

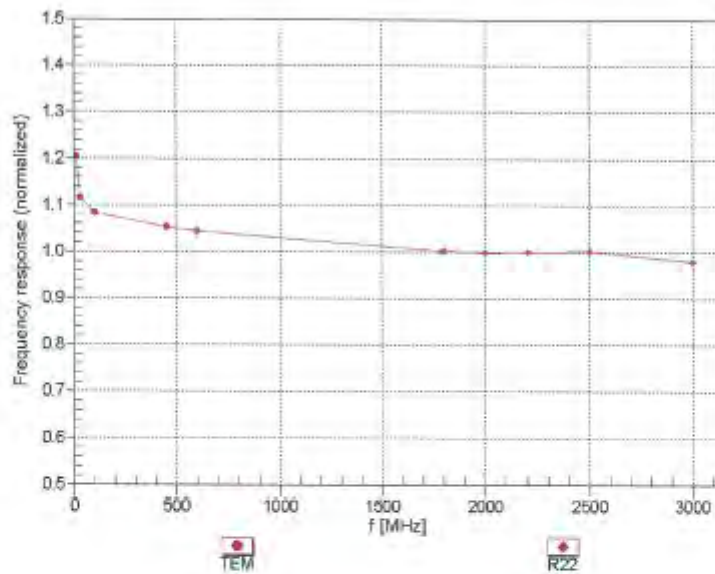
除非另有說明，此報告結果僅對測試之樣品負責，同時此樣品僅保留90天。本報告未經本公司書面許可，不可部份複製。

This document is issued by the Company subject to its General Conditions of Service printed overleaf, available on request or accessible at www.sgs.com/terms_and_conditions.htm and for electronic format documents, subject to Terms and Conditions for Electronic Documents at www.sgs.com/terms_e-document.htm. Attention is drawn to the limitation of liability, indemnification and jurisdiction issues defined therein. Any holder of this document is advised that information contained hereon reflects the Company's findings at the time of its intervention only and within the limits of Client's instructions, if any. The Company's sole responsibility is to its Client and this document does not exonerate parties to a transaction from exercising all their rights and obligations under the transaction documents. This document cannot be reproduced except in full, without prior written approval of the Company. Any unauthorized alteration, forgery or falsification of the content or appearance of this document is unlawful and offenders may be prosecuted to the fullest extent of the law.

EX3DV4- SN:3938

September 29, 2017

Frequency Response of E-Field (TEM-Cell: ifi110 EXX, Waveguide: R22)



Uncertainty of Frequency Response of E-field: $\pm 6.3\%$ (k=2)

Certificate No: EX3-3938_Sep17

Page 7 of 11

Unless otherwise stated the results shown in this test report refer only to the sample(s) tested and such sample(s) are retained for 90 days only.

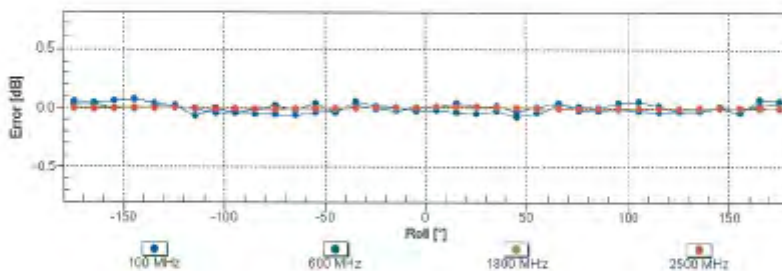
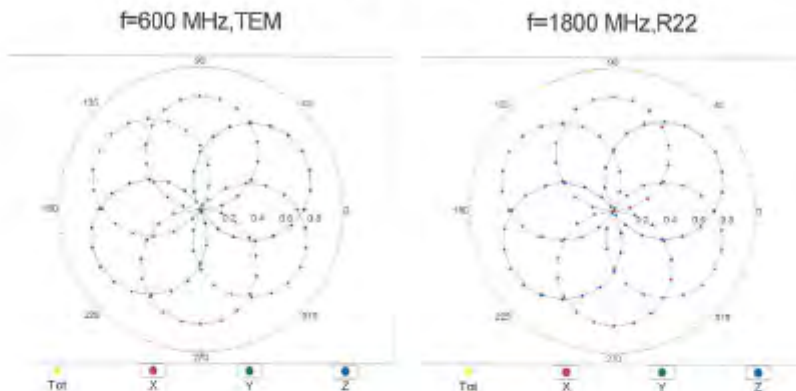
除非另有說明，此報告結果僅對測試之樣品負責，同時此樣品僅保留90天。本報告未經本公司書面許可，不可部份複製。

This document is issued by the Company subject to its General Conditions of Service printed overleaf, available on request or accessible at www.sgs.com/terms_and_conditions.htm and for electronic format documents, subject to Terms and Conditions for Electronic Documents at www.sgs.com/terms_e-document.htm. Attention is drawn to the limitation of liability, indemnification and jurisdiction issues defined therein. Any holder of this document is advised that information contained hereon reflects the Company's findings at the time of its intervention only and within the limits of Client's instructions, if any. The Company's sole responsibility is to its Client and this document does not exonerate parties to a transaction from exercising all their rights and obligations under the transaction documents. This document cannot be reproduced except in full, without prior written approval of the Company. Any unauthorized alteration, forgery or falsification of the content or appearance of this document is unlawful and offenders may be prosecuted to the fullest extent of the law.

EX3DV4- SN:3938

September 29, 2017

Receiving Pattern (ϕ), $\theta = 0^\circ$



Uncertainty of Axial Isotropy Assessment: $\pm 0.5\%$ ($k=2$)

Unless otherwise stated the results shown in this test report refer only to the sample(s) tested and such sample(s) are retained for 90 days only.

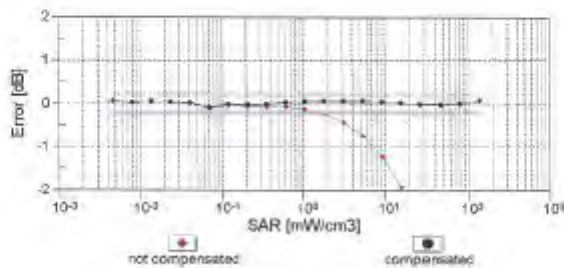
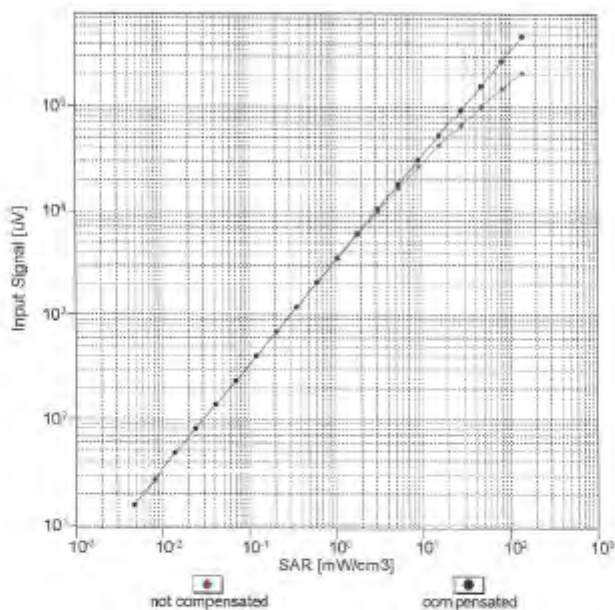
除非另有說明，此報告結果僅對測試之樣品負責，同時此樣品僅保留90天。本報告未經本公司書面許可，不可部份複製。

This document is issued by the Company subject to its General Conditions of Service printed overleaf, available on request or accessible at www.sgs.com/terms_and_conditions.htm and for electronic format documents, subject to Terms and Conditions for Electronic Documents at www.sgs.com/terms_e-document.htm. Attention is drawn to the limitation of liability, indemnification and jurisdiction issues defined therein. Any holder of this document is advised that information contained hereon reflects the Company's findings at the time of its intervention only and within the limits of Client's instructions, if any. The Company's sole responsibility is to its Client and this document does not exonerate parties to a transaction from exercising all their rights and obligations under the transaction documents. This document cannot be reproduced except in full, without prior written approval of the Company. Any unauthorized alteration, forgery or falsification of the content or appearance of this document is unlawful and offenders may be prosecuted to the fullest extent of the law.

EX3DV4-SN:3938

September 29, 2017

Dynamic Range f(SAR_{head}) (TEM cell, f_{eval} = 1900 MHz)



Uncertainty of Linearity Assessment: ± 0.6% (k=2)

Unless otherwise stated the results shown in this test report refer only to the sample(s) tested and such sample(s) are retained for 90 days only.

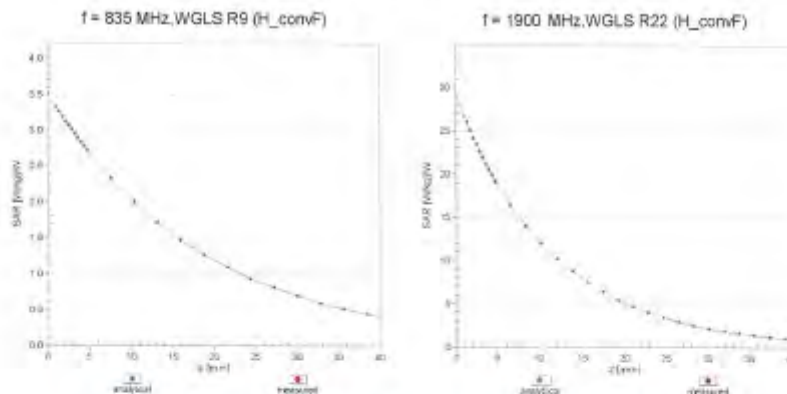
除非另有說明，此報告結果僅對測試之樣品負責，同時此樣品僅保留90天。本報告未經本公司書面許可，不可部份複製。

This document is issued by the Company subject to its General Conditions of Service printed overleaf, available on request or accessible at www.sgs.com/terms_and_conditions.htm and for electronic format documents, subject to Terms and Conditions for Electronic Documents at www.sgs.com/terms_e-document.htm. Attention is drawn to the limitation of liability, indemnification and jurisdiction issues defined therein. Any holder of this document is advised that information contained hereon reflects the Company's findings at the time of its intervention only and within the limits of Client's instructions, if any. The Company's sole responsibility is to its Client and this document does not exonerate parties to a transaction from exercising all their rights and obligations under the transaction documents. This document cannot be reproduced except in full, without prior written approval of the Company. Any unauthorized alteration, forgery or falsification of the content or appearance of this document is unlawful and offenders may be prosecuted to the fullest extent of the law.

EX3DV4-SN:3938

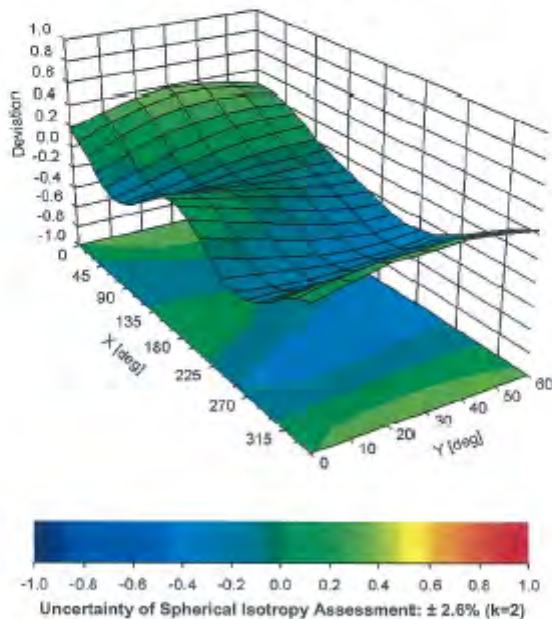
September 29, 2017

Conversion Factor Assessment



Deviation from Isotropy in Liquid

Error (ϕ , θ), $f = 900$ MHz



Unless otherwise stated the results shown in this test report refer only to the sample(s) tested and such sample(s) are retained for 90 days only.

除非另有說明，此報告結果僅對測試之樣品負責，同時此樣品僅保留90天。本報告未經本公司書面許可，不可部份複製。

This document is issued by the Company subject to its General Conditions of Service printed overleaf, available on request or accessible at www.sgs.com/terms_and_conditions.htm and for electronic format documents, subject to Terms and Conditions for Electronic Documents at www.sgs.com/terms_e-document.htm. Attention is drawn to the limitation of liability, indemnification and jurisdiction issues defined therein. Any holder of this document is advised that information contained hereon reflects the Company's findings at the time of its intervention only and within the limits of Client's instructions, if any. The Company's sole responsibility is to its Client and this document does not exonerate parties to a transaction from exercising all their rights and obligations under the transaction documents. This document cannot be reproduced except in full, without prior written approval of the Company. Any unauthorized alteration, forgery or falsification of the content or appearance of this document is unlawful and offenders may be prosecuted to the fullest extent of the law.

EX3DV4 - SN:3938

September 29, 2017

DASY/EASY - Parameters of Probe: EX3DV4 - SN:3938

Other Probe Parameters

Sensor Arrangement	Triangular
Connector Angle (°)	-24.6
Mechanical Surface Detection Mode	enabled
Optical Surface Detection Mode	disabled
Probe Overall Length	337 mm
Probe Body Diameter	10 mm
Tip Length	9 mm
Tip Diameter	2.5 mm
Probe Tip to Sensor X Calibration Point	1 mm
Probe Tip to Sensor Y Calibration Point	1 mm
Probe Tip to Sensor Z Calibration Point	1 mm
Recommended Measurement Distance from Surface	1.4 mm

Unless otherwise stated the results shown in this test report refer only to the sample(s) tested and such sample(s) are retained for 90 days only.

除非另有說明，此報告結果僅對測試之樣品負責，同時此樣品僅保留90天。本報告未經本公司書面許可，不可部份複製。

This document is issued by the Company subject to its General Conditions of Service printed overleaf, available on request or accessible at www.sgs.com/terms_and_conditions.htm and for electronic format documents, subject to Terms and Conditions for Electronic Documents at www.sgs.com/terms_e-document.htm. Attention is drawn to the limitation of liability, indemnification and jurisdiction issues defined therein. Any holder of this document is advised that information contained hereon reflects the Company's findings at the time of its intervention only and within the limits of Client's instructions, if any. The Company's sole responsibility is to its Client and this document does not exonerate parties to a transaction from exercising all their rights and obligations under the transaction documents. This document cannot be reproduced except in full, without prior written approval of the Company. Any unauthorized alteration, forgery or falsification of the content or appearance of this document is unlawful and offenders may be prosecuted to the fullest extent of the law.

8. Uncertainty Budget

Measurement Uncertainty evaluation template for DUT SAR test (0.3-3G)

A	c	D	e		f	g	h=c * f / e	i=c * g / e	k
Source of Uncertainty	Tolerance/ Uncertainty	Probabilit y	Div	Div Value	ci (1g)	ci (10g)	Standard uncertainty	Standard uncertainty	vi, or Veff
Measurement system									
Probe calibration	6.00%	N	1	1	1	1	6.00%	6.00%	∞
<i>Isotropy , Axial</i>	3.50%	R	$\sqrt{3}$	1.732	1	1	2.02%	2.02%	∞
<i>Isotropy, Hemispherical</i>	9.60%	R	$\sqrt{3}$	1.732	1	1	5.54%	5.54%	∞
Modulation Response	2.40%	R	$\sqrt{3}$	1.732	1	1	1.40%	1.40%	∞
Boundary Effect	1.00%	R	$\sqrt{3}$	1.732	1	1	0.58%	0.58%	∞
Linearity	4.70%	R	$\sqrt{3}$	1.732	1	1	2.71%	2.71%	∞
Detection Limits	1.00%	R	$\sqrt{3}$	1.732	1	1	0.58%	0.58%	∞
Readout Electronics	0.30%	N	1	1	1	1	0.30%	0.30%	∞
Response time	0.80%	R	$\sqrt{3}$	1.732	1	1	0.46%	0.46%	∞
Integration Time	2.60%	R	$\sqrt{3}$	1.732	1	1	1.50%	1.50%	∞
Measurement drift (class A evaluation)									
RF ambient condition - noise	3.00%	R	$\sqrt{3}$	1.732	1	1	1.73%	1.73%	∞
RF ambient conditions - reflections	3.00%	R	$\sqrt{3}$	1.732	1	1	1.73%	1.73%	∞
Probe positioner Mechanical restrictions	0.40%	R	$\sqrt{3}$	1.732	1	1	0.23%	0.23%	∞
Probe Positioning with respect to phantom	2.90%	R	$\sqrt{3}$	1.732	1	1	1.67%	1.67%	∞
Post-processing	1.00%	R	$\sqrt{3}$	1.732	1	1	0.58%	0.58%	∞
Max SAR Eval	1.00%	R	$\sqrt{3}$	1.732	1	1	0.58%	0.58%	∞
Test Sample related									
Test sample positioning	2.90%	N	1	1	1	1	2.90%	2.90%	M-1
Device Holder Uncertainty	3.60%	N	1	1	1	1	3.60%	3.60%	M-1
Drift of output power	5.00%	R	$\sqrt{3}$	1.732	1	1	2.89%	2.89%	∞
Phantom and Setup									
Phantom Uncertainty	4.00%	R	$\sqrt{3}$	1.732	1	1	2.31%	2.31%	∞
Liquid permittivity (mea.)	4.27%	N	1	1	0.64	0.43	2.73%	1.84%	M
Liquid Conductivity (mea.)	4.96%	N	1	1	0.6	0.49	2.98%	2.43%	M
Combined standard uncertainty		RSS					12.11%	11.81%	

Unless otherwise stated the results shown in this test report refer only to the sample(s) tested and such sample(s) are retained for 90 days only.

除非另有說明，此報告結果僅對測試之樣品負責，同時此樣品僅保留90天。本報告未經本公司書面許可，不可部份複製。

This document is issued by the Company subject to its General Conditions of Service printed overleaf, available on request or accessible at www.sgs.com/terms_and_conditions.htm and for electronic format documents, subject to Terms and Conditions for Electronic Documents at www.sgs.com/terms_e-document.htm. Attention is drawn to the limitation of liability, indemnification and jurisdiction issues defined therein. Any holder of this document is advised that information contained hereon reflects the Company's findings at the time of its intervention only and within the limits of Client's instructions, if any. The Company's sole responsibility is to its Client and this document does not exonerate parties to a transaction from exercising all their rights and obligations under the transaction documents. This document cannot be reproduced except in full, without prior written approval of the Company. Any unauthorized alteration, forgery or falsification of the content or appearance of this document is unlawful and offenders may be prosecuted to the fullest extent of the law.

9. System Validation from Original Equipment Supplier

Calibration Laboratory of Schmid & Partner Engineering AG
Zeughausstrasse 43, 8004 Zurich, Switzerland




S Schweizerischer Kalibrierdienst
C Service suisse d'étalonnage
S Servizio svizzero di taratura
S Swiss Calibration Service

Accredited by the Swiss Accreditation Service (SAS)
The Swiss Accreditation Service is one of the signatories to the EA Multilateral Agreement for the recognition of calibration certificates

Accreditation No.: **SCS 0108**

Client: **SGS-TW (Auden)** Certificate No.: **D750V3-1015_Aug17**

CALIBRATION CERTIFICATE

Object: **D750V3 - SN:1015**

Calibration procedure(s): **QA CAL-05_v9
Calibration procedure for dipole validation kits: above 700 MHz**

Calibration date: **August 21, 2017**

This calibration certificate documents the traceability to national standards, which realize the physical units of measurements (SI). The measurements and the uncertainties with confidence probability are given on the following pages and are part of the certificate.

All calibrations have been conducted in the closed laboratory facility: environment temperature (22 ± 3)°C and humidity < 70%.

Calibration Equipment used (M&TE critical for calibration)

Primary Standards	ID #	Cal Date (Certificate No.)	Scheduled Calibration
Power meter NRP	SN: 104778	04-Apr-17 (No. 217-02521/02522)	Apr-18
Power sensor NRP-Z91	SN: 103244	04-Apr-17 (No. 217-02521)	Apr-18
Power sensor NRP-Z01	SN: 103245	04-Apr-17 (No. 217-02522)	Apr-18
Reference 20 dB Attenuator	SN: 5055 (20k)	07-Apr-17 (No. 217-02528)	Apr-18
Type-N mismatch combination	SN: 5047.2 / 05327	07-Apr-17 (No. 217-02529)	Apr-18
Reference Probe EX3DVA	SN: 7349	31-May-17 (No. EX3-7349_May17)	May-18
DAB4	SN: 601	29-Mar-17 (No. DAB4-601_Mar17)	Mar-18

Secondary Standards	ID #	Check Date (in house)	Scheduled Check
Power meter EPM-442A	SN: GB37480704	07-Oct-15 (in house check Oct-16)	in house check Oct-18
Power sensor HP 8461A	SN: US37292783	07-Oct-15 (in house check Oct-16)	in house check Oct-18
Power sensor HP B481A	SN: MY41092317	07-Oct-15 (in house check Oct-16)	in house check Oct-18
RF generator R&S SMT-08	SN: 100072	15-Jun-15 (in house check Oct-16)	in house check Oct-18
Network Analyzer HP 8753E	SN: US37390585	18-Oct-01 (in house check Oct-16)	in house check Oct-17

Calibrated by: **Claudio Laubler** (Name), **Laboratory Technician** (Function),  (Signature)

Approved by: **Katja Pokranc** (Name), **Technical Manager** (Function),  (Signature)

Issued: August 21, 2017

This calibration certificate shall not be reproduced except in full without written approval of the laboratory.

Unless otherwise stated the results shown in this test report refer only to the sample(s) tested and such sample(s) are retained for 90 days only.

除非另有說明，此報告結果僅對測試之樣品負責，同時此樣品僅保留90天。本報告未經本公司書面許可，不可部份複製。

This document is issued by the Company subject to its General Conditions of Service printed overleaf, available on request or accessible at www.sgs.com/terms_and_conditions.htm and for electronic format documents, subject to Terms and Conditions for Electronic Documents at www.sgs.com/terms_e-document.htm. Attention is drawn to the limitation of liability, indemnification and jurisdiction issues defined therein. Any holder of this document is advised that information contained hereon reflects the Company's findings at the time of its intervention only and within the limits of Client's instructions, if any. The Company's sole responsibility is to its Client and this document does not exonerate parties to a transaction from exercising all their rights and obligations under the transaction documents. This document cannot be reproduced except in full, without prior written approval of the Company. Any unauthorized alteration, forgery or falsification of the content or appearance of this document is unlawful and offenders may be prosecuted to the fullest extent of the law.

**Calibration Laboratory of
Schmid & Partner
Engineering AG**
Zeughausstrasse 43, 8004 Zurich, Switzerland



S Schweizerischer Kalibrierdienst
C Service suisse d'étalonnage
S Servizio svizzero di taratura
S Swiss Calibration Service

Accredited by the Swiss Accreditation Service (SAS)
The Swiss Accreditation Service is one of the signatories to the EA
Multilateral Agreement for the recognition of calibration certificates

Accreditation No.: SCS 0108

Glossary:

TSL	tissue simulating liquid
ConvF	sensitivity in TSL / NORM x.y.z
N/A	not applicable or not measured

Calibration is Performed According to the Following Standards:

- a) IEEE Std 1528-2013, "IEEE Recommended Practice for Determining the Peak Spatial-Averaged Specific Absorption Rate (SAR) in the Human Head from Wireless Communications Devices: Measurement Techniques", June 2013
- b) IEC 62209-1, "Measurement procedure for the assessment of Specific Absorption Rate (SAR) from hand-held and body-mounted devices used next to the ear (frequency range of 300 MHz to 6 GHz)", July 2016
- c) IEC 62209-2, "Procedure to determine the Specific Absorption Rate (SAR) for wireless communication devices used in close proximity to the human body (frequency range of 30 MHz to 6 GHz)", March 2010
- d) KDB 865664, "SAR Measurement Requirements for 100 MHz to 6 GHz"

Additional Documentation:

- e) DASY4/5 System Handbook

Methods Applied and Interpretation of Parameters:

- *Measurement Conditions:* Further details are available from the Validation Report at the end of the certificate. All figures stated in the certificate are valid at the frequency indicated.
- *Antenna Parameters with TSL:* The dipole is mounted with the spacer to position its feed point exactly below the center marking of the flat phantom section, with the arms oriented parallel to the body axis.
- *Feed Point Impedance and Return Loss:* These parameters are measured with the dipole positioned under the liquid filled phantom. The Impedance stated is transformed from the measurement at the SMA connector to the feed point. The Return Loss ensures low reflected power. No uncertainty required.
- *Electrical Delay:* One-way delay between the SMA connector and the antenna feed point. No uncertainty required.
- *SAR measured:* SAR measured at the stated antenna input power.
- *SAR normalized:* SAR as measured, normalized to an input power of 1 W at the antenna connector.
- *SAR for nominal TSL parameters:* The measured TSL parameters are used to calculate the nominal SAR result.

The reported uncertainty of measurement is stated as the standard uncertainty of measurement multiplied by the coverage factor $k=2$, which for a normal distribution corresponds to a coverage probability of approximately 95%.

Unless otherwise stated the results shown in this test report refer only to the sample(s) tested and such sample(s) are retained for 90 days only.

除非另有說明，此報告結果僅對測試之樣品負責，同時此樣品僅保留90天。本報告未經本公司書面許可，不可部份複製。

This document is issued by the Company subject to its General Conditions of Service printed overleaf, available on request or accessible at www.sgs.com/terms_and_conditions.htm and for electronic format documents, subject to Terms and Conditions for Electronic Documents at www.sgs.com/terms_e-document.htm. Attention is drawn to the limitation of liability, indemnification and jurisdiction issues defined therein. Any holder of this document is advised that information contained hereon reflects the Company's findings at the time of its intervention only and within the limits of Client's instructions, if any. The Company's sole responsibility is to its Client and this document does not exonerate parties to a transaction from exercising all their rights and obligations under the transaction documents. This document cannot be reproduced except in full, without prior written approval of the Company. Any unauthorized alteration, forgery or falsification of the content or appearance of this document is unlawful and offenders may be prosecuted to the fullest extent of the law.

Measurement Conditions

DASY system configuration, as far as not given on page 1.

DASY Version	DASY5	V52.10.0
Extrapolation	Advanced Extrapolation	
Phantom	Modular Flat Phantom	
Distance Dipole Center - TSL	15 mm	with Spacer
Zoom Scan Resolution	$\Delta x, \Delta y, \Delta z = 5 \text{ mm}$	
Frequency	750 MHz \pm 1 MHz	

Head TSL parameters

The following parameters and calculations were applied.

	Temperature	Permittivity	Conductivity
Nominal Head TSL parameters	22.0 °C	41.9	0.89 mho/m
Measured Head TSL parameters	$(22.0 \pm 0.2) \text{ }^\circ\text{C}$	$41.1 \pm 6 \%$	$0.90 \text{ mho/m} \pm 5 \%$
Head TSL temperature change during test	< 0.5 °C	—	—

SAR result with Head TSL

SAR averaged over 1 cm ³ (1 g) of Head TSL	Condition	
SAR measured	250 mW input power	2.09 W/kg
SAR for nominal Head TSL parameters	normalized to 1W	$8.25 \text{ W/kg} \pm 17.0 \%$ (k=2)

SAR averaged over 10 cm ³ (10 g) of Head TSL	Condition	
SAR measured	250 mW input power	1.35 W/kg
SAR for nominal Head TSL parameters	normalized to 1W	$5.35 \text{ W/kg} \pm 16.5 \%$ (k=2)

Body TSL parameters

The following parameters and calculations were applied.

	Temperature	Permittivity	Conductivity
Nominal Body TSL parameters	22.0 °C	55.5	0.96 mho/m
Measured Body TSL parameters	$(22.0 \pm 0.2) \text{ }^\circ\text{C}$	$55.5 \pm 6 \%$	$0.96 \text{ mho/m} \pm 6 \%$
Body TSL temperature change during test	< 0.5 °C	—	—

SAR result with Body TSL

SAR averaged over 1 cm ³ (1 g) of Body TSL	Condition	
SAR measured	250 mW input power	2.19 W/kg
SAR for nominal Body TSL parameters	normalized to 1W	$8.76 \text{ W/kg} \pm 17.0 \%$ (k=2)

SAR averaged over 10 cm ³ (10 g) of Body TSL	Condition	
SAR measured	250 mW input power	1.44 W/kg
SAR for nominal Body TSL parameters	normalized to 1W	$5.76 \text{ W/kg} \pm 16.5 \%$ (k=2)

Unless otherwise stated the results shown in this test report refer only to the sample(s) tested and such sample(s) are retained for 90 days only.

除非另有說明，此報告結果僅對測試之樣品負責，同時此樣品僅保留90天。本報告未經本公司書面許可，不可部份複製。

 This document is issued by the Company subject to its General Conditions of Service printed overleaf, available on request or accessible at www.sgs.com/terms_and_conditions.htm and for electronic format documents, subject to Terms and Conditions for Electronic Documents at www.sgs.com/terms_e-document.htm. Attention is drawn to the limitation of liability, indemnification and jurisdiction issues defined therein. Any holder of this document is advised that information contained hereon reflects the Company's findings at the time of its intervention only and within the limits of Client's instructions, if any. The Company's sole responsibility is to its Client and this document does not exonerate parties to a transaction from exercising all their rights and obligations under the transaction documents. This document cannot be reproduced except in full, without prior written approval of the Company. Any unauthorized alteration, forgery or falsification of the content or appearance of this document is unlawful and offenders may be prosecuted to the fullest extent of the law.

Appendix (Additional assessments outside the scope of SCS 0108)
Antenna Parameters with Head TSL

Impedance, transformed to feed point	53.9 Ω + 0.3 j Ω
Return Loss	+ 28.6 dB

Antenna Parameters with Body TSL

Impedance, transformed to feed point	48.6 Ω - 3.4 j Ω
Return Loss	- 28.4 dB

General Antenna Parameters and Design

Electrical Delay (one direction)	1.037 ns
----------------------------------	----------

After long term use with 100W radiated power, only a slight warming of the dipole near the feedpoint can be measured.

The dipole is made of standard semirigid coaxial cable. The center conductor of the feeding line is directly connected to the second arm of the dipole. The antenna is therefore short-circuited for DC-signals. On some of the dipoles, small end caps are added to the dipole arms in order to improve matching when loaded according to the position as explained in the "Measurement Conditions" paragraph. The SAR data are not affected by this change. The overall dipole length is still according to the Standard.

No excessive force must be applied to the dipole arms, because they might bend or the soldered connections near the feedpoint may be damaged.

Additional EUT Data

Manufactured by	SPEAG
Manufactured on	March 22, 2010

Unless otherwise stated the results shown in this test report refer only to the sample(s) tested and such sample(s) are retained for 90 days only.

除非另有說明，此報告結果僅對測試之樣品負責，同時此樣品僅保留90天。本報告未經本公司書面許可，不可部份複製。

This document is issued by the Company subject to its General Conditions of Service printed overleaf, available on request or accessible at www.sgs.com/terms_and_conditions.htm and for electronic format documents, subject to Terms and Conditions for Electronic Documents at www.sgs.com/terms_e-document.htm. Attention is drawn to the limitation of liability, indemnification and jurisdiction issues defined therein. Any holder of this document is advised that information contained hereon reflects the Company's findings at the time of its intervention only and within the limits of Client's instructions, if any. The Company's sole responsibility is to its Client and this document does not exonerate parties to a transaction from exercising all their rights and obligations under the transaction documents. This document cannot be reproduced except in full, without prior written approval of the Company. Any unauthorized alteration, forgery or falsification of the content or appearance of this document is unlawful and offenders may be prosecuted to the fullest extent of the law.

DASY5 Validation Report for Head TSL

Date: 18.08.2017

Test Laboratory: SPEAG, Zurich, Switzerland

DUT: Dipole 750 MHz; Type: D750V3; Serial: D750V3 - SN:1015


Communication System: UID 0 - CW; Frequency: 750 MHz
 Medium parameters used: $f = 750 \text{ MHz}$; $\sigma = 0.9 \text{ S/m}$; $\epsilon_r = 41.1$; $\rho = 1000 \text{ kg/m}^3$
 Phantom section: Flat Section
 Measurement Standard: DASY5 (IEEE/IEC/ANSI C63.19-2011)

DASY52 Configuration:

- Probe: EX3DV4 - SN7349; ConvF(10.49, 10.49, 10.49); Calibrated: 31.05.2017;
- Sensor-Surface: 1.4mm (Mechanical Surface Detection)
- Electronics: DAE4 Sn601; Calibrated: 28.03.2017
- Phantom: Flat Phantom 4.9 (front); Type: QD 00L P49 AA; Serial: 1001
- DASY52 52.10.0(1446); SEMCAD X 14.6.10(7417)

Dipole Calibration for Head Tissue/Pin=250 mW, d=15mm/Zoom Scan (7x7x7)/Cube 0:

Measurement grid: $dx=5\text{mm}$, $dy=5\text{mm}$, $dz=5\text{mm}$
 Reference Value = 58.52 V/m; Power Drift = 0.01 dB
 Peak SAR (extrapolated) = 3.21 W/kg
SAR(1 g) = 2.09 W/kg; SAR(10 g) = 1.35 W/kg
 Maximum value of SAR (measured) = 2.82 W/kg

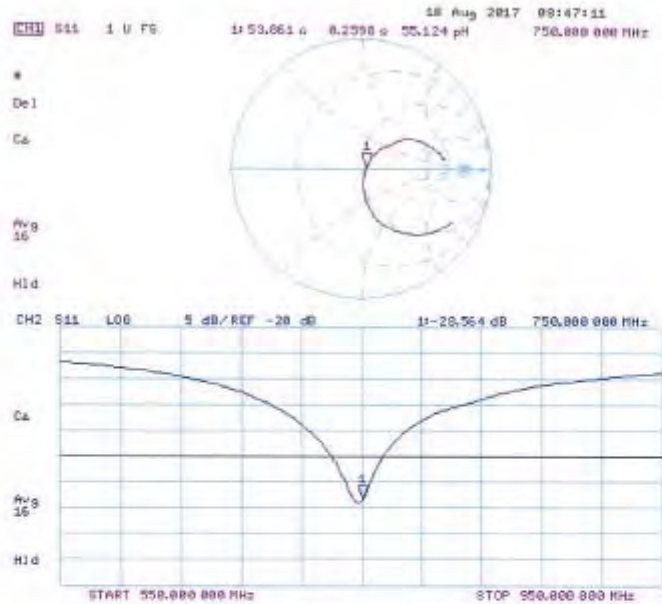


Unless otherwise stated the results shown in this test report refer only to the sample(s) tested and such sample(s) are retained for 90 days only.

除非另有說明，此報告結果僅對測試之樣品負責，同時此樣品僅保留90天。本報告未經本公司書面許可，不可部份複製。

This document is issued by the Company subject to its General Conditions of Service printed overleaf, available on request or accessible at www.sgs.com/terms_and_conditions.htm and for electronic format documents, subject to Terms and Conditions for Electronic Documents at www.sgs.com/terms_e-document.htm. Attention is drawn to the limitation of liability, indemnification and jurisdiction issues defined therein. Any holder of this document is advised that information contained hereon reflects the Company's findings at the time of its intervention only and within the limits of Client's instructions, if any. The Company's sole responsibility is to its Client and this document does not exonerate parties to a transaction from exercising all their rights and obligations under the transaction documents. This document cannot be reproduced except in full, without prior written approval of the Company. Any unauthorized alteration, forgery or falsification of the content or appearance of this document is unlawful and offenders may be prosecuted to the fullest extent of the law.

Impedance Measurement Plot for Head TSL



Unless otherwise stated the results shown in this test report refer only to the sample(s) tested and such sample(s) are retained for 90 days only.

除非另有說明，此報告結果僅對測試之樣品負責，同時此樣品僅保留90天。本報告未經本公司書面許可，不可部份複製。

This document is issued by the Company subject to its General Conditions of Service printed overleaf, available on request or accessible at www.sgs.com/terms_and_conditions.htm and for electronic format documents, subject to Terms and Conditions for Electronic Documents at www.sgs.com/terms_e-document.htm. Attention is drawn to the limitation of liability, indemnification and jurisdiction issues defined therein. Any holder of this document is advised that information contained hereon reflects the Company's findings at the time of its intervention only and within the limits of Client's instructions, if any. The Company's sole responsibility is to its Client and this document does not exonerate parties to a transaction from exercising all their rights and obligations under the transaction documents. This document cannot be reproduced except in full, without prior written approval of the Company. Any unauthorized alteration, forgery or falsification of the content or appearance of this document is unlawful and offenders may be prosecuted to the fullest extent of the law.

DASY5 Validation Report for Body TSL

Date: 21.08.2017

Test Laboratory: SPEAG, Zurich, Switzerland

DUT: Dipole 750 MHz; Type: D750V3; Serial: D750V3 - SN:1015


Communication System: UID 0 - CW; Frequency: 750 MHz
 Medium parameters used: $f = 750 \text{ MHz}$; $\sigma = 0.96 \text{ S/m}$; $\epsilon_r = 55.5$; $\rho = 1000 \text{ kg/m}^3$
 Phantom section: Flat Section
 Measurement Standard: DASY5 (IEEE/IEC/ANSI C63.19-2011)

DASY52 Configuration:

- Probe: EX3DV4 - SN7349; ConvF(10.35, 10.35, 10.35); Calibrated: 31.05.2017;
- Sensor-Surface: 1.4mm (Mechanical Surface Detection)
- Electronics: DAE4 Sn601; Calibrated: 28.03.2017
- Phantom: Flat Phantom 4.9 (Back); Type: QD 00R P49 AA; Serial: 1005
- DASY52 52.10.0(1446); SEMCAD X 14.6.10(7417)

Dipole Calibration for Body Tissue/Pin=250 mW, d=15mm/Zoom Scan (7x7x7)/Cube 0:

Measurement grid: $dx=5\text{mm}$, $dy=5\text{mm}$, $dz=5\text{mm}$
 Reference Value = 57.77 V/m; Power Drift = -0.00 dB
 Peak SAR (extrapolated) = 3.27 W/kg
SAR(1 g) = 2.19 W/kg; SAR(10 g) = 1.44 W/kg
 Maximum value of SAR (measured) = 2.89 W/kg

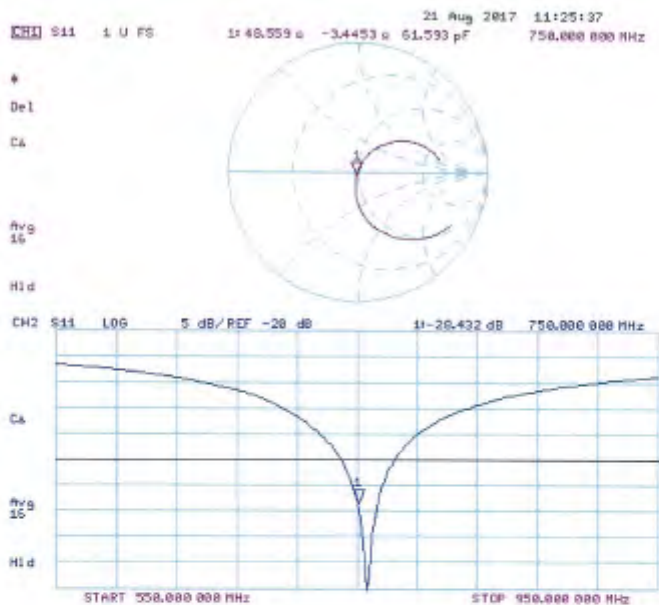


Unless otherwise stated the results shown in this test report refer only to the sample(s) tested and such sample(s) are retained for 90 days only.

除非另有說明，此報告結果僅對測試之樣品負責，同時此樣品僅保留90天。本報告未經本公司書面許可，不可部份複製。

This document is issued by the Company subject to its General Conditions of Service printed overleaf, available on request or accessible at www.sgs.com/terms_and_conditions.htm and for electronic format documents, subject to Terms and Conditions for Electronic Documents at www.sgs.com/terms_e-document.htm. Attention is drawn to the limitation of liability, indemnification and jurisdiction issues defined therein. Any holder of this document is advised that information contained hereon reflects the Company's findings at the time of its intervention only and within the limits of Client's instructions, if any. The Company's sole responsibility is to its Client and this document does not exonerate parties to a transaction from exercising all their rights and obligations under the transaction documents. This document cannot be reproduced except in full, without prior written approval of the Company. Any unauthorized alteration, forgery or falsification of the content or appearance of this document is unlawful and offenders may be prosecuted to the fullest extent of the law.

Impedance Measurement Plot for Body TSL



Unless otherwise stated the results shown in this test report refer only to the sample(s) tested and such sample(s) are retained for 90 days only.

除非另有說明，此報告結果僅對測試之樣品負責，同時此樣品僅保留90天。本報告未經本公司書面許可，不可部份複製。

This document is issued by the Company subject to its General Conditions of Service printed overleaf, available on request or accessible at www.sgs.com/terms_and_conditions.htm and for electronic format documents, subject to Terms and Conditions for Electronic Documents at www.sgs.com/terms_e-document.htm. Attention is drawn to the limitation of liability, indemnification and jurisdiction issues defined therein. Any holder of this document is advised that information contained hereon reflects the Company's findings at the time of its intervention only and within the limits of Client's instructions, if any. The Company's sole responsibility is to its Client and this document does not exonerate parties to a transaction from exercising all their rights and obligations under the transaction documents. This document cannot be reproduced except in full, without prior written approval of the Company. Any unauthorized alteration, forgery or falsification of the content or appearance of this document is unlawful and offenders may be prosecuted to the fullest extent of the law.

**Calibration Laboratory of
Schmid & Partner
Engineering AG**
Zaughausstrasse 43, 8664 Zurich, Switzerland



S Schweizerischer Kalibrierdienst
C Service suisse d'étalonnage
S Servizio svizzero di taratura
S Swiss Calibration Service

Accredited by the Swiss Accreditation Service (SAS).
The Swiss Accreditation Service is one of the signatories to the EA
Multilateral Agreement for the recognition of calibration certificates

Accreditation No.: **SCS 0108**

Client **SGS-TW (Auden)**

Certificate No: **D835V2-4d063_Aug17**

CALIBRATION CERTIFICATE

Object: **D835V2 - SN:4d063**

Calibration procedure(s): **QA CAL-05.v9
Calibration procedure for dipole validation kits above 700 MHz**

Calibration date: **August 21, 2017**

This calibration certificate documents the traceability to national standards, which realize the physical units of measurements (SI).
The measurements and the uncertainties with confidence probability are given on the following pages and are part of the certificate.

All calibrations have been conducted in the closed laboratory facility, environment temperature $(22 \pm 3)^\circ\text{C}$ and humidity $< 70\%$.

Calibration Equipment used (M&TE critical for calibration)

Primary Standards	ID #	Cal Date (Certificate No.)	Scheduled Calibration
Power meter NRP	SN: 104778	04-Apr-17 (No. 217-02521/02522)	Apr-18
Power sensor NRP-Z51	SN: 103244	04-Apr-17 (No. 217-02521)	Apr-18
Power sensor NRP Z51	SN: 103245	04-Apr-17 (No. 217-02522)	Apr-18
Reference 20 dB Attenuator	SN: 5058 (20k)	07-Apr-17 (No. 217-02528)	Apr-18
Type-N mismatch combination	SN: 5047.2 / 09327	07-Apr-17 (No. 217-02529)	Apr-18
Reference Probe EX3DV4	SN: 7349	31-May-17 (No. EX3-7349_May17)	May-18
DAEA	SN: 601	28-Mar-17 (No. DAE4-601_Mar17)	Mar-18
Secondary Standards	ID #	Check Date (in house)	Scheduled Check
Power meter EPM-442A	SN: GB37480704	07-Oct-15 (in house check Oct-16)	In house check Oct-18
Power sensor HP 8481A	SN: US37292783	07-Oct-15 (in house check Oct-16)	In house check Oct-18
Power sensor HP 8481A	SN: MY41062317	07-Oct-15 (in house check Oct-16)	In house check Oct-18
RF generator R&S SMT-06	SN: 100972	15-Jun-15 (in house check Oct-16)	In house check Oct-18
Network Analyzer HP 8753E	SN: US37380985	18-Oct-01 (in house check Oct-16)	In house check Oct-17

Calibrated by: **Claudio Leubner** (Name), **Laboratory Technician** (Function), *[Signature]* (Signature)

Approved by: **Katja Polovic** (Name), **Technical Manager** (Function), *[Signature]* (Signature)

Issued: August 21, 2017

This calibration certificate shall not be reproduced except in full without written approval of the laboratory.

Certificate No: D835V2-4d063_Aug17

Page 1 of 8

Unless otherwise stated the results shown in this test report refer only to the sample(s) tested and such sample(s) are retained for 90 days only.

除非另有說明，此報告結果僅對測試之樣品負責，同時此樣品僅保留90天。本報告未經本公司書面許可，不可部份複製。

This document is issued by the Company subject to its General Conditions of Service printed overleaf, available on request or accessible at www.sgs.com/terms_and_conditions.htm and for electronic format documents, subject to Terms and Conditions for Electronic Documents at www.sgs.com/terms_e-document.htm. Attention is drawn to the limitation of liability, indemnification and jurisdiction issues defined therein. Any holder of this document is advised that information contained hereon reflects the Company's findings at the time of its intervention only and within the limits of Client's instructions, if any. The Company's sole responsibility is to its Client and this document does not exonerate parties to a transaction from exercising all their rights and obligations under the transaction documents. This document cannot be reproduced except in full, without prior written approval of the Company. Any unauthorized alteration, forgery or falsification of the content or appearance of this document is unlawful and offenders may be prosecuted to the fullest extent of the law.

**Calibration Laboratory of
Schmid & Partner
Engineering AG**
Zeughausstrasse 43, 8004 Zurich, Switzerland



S Schweizerischer Kalibrierdienst
S Service suisse d'étalonnage
C Servizio svizzero di tarature
S Swiss Calibration Service

Accredited by the Swiss Accreditation Service (SAS)
The Swiss Accreditation Service is one of the signatories to the EA
Multilateral Agreement for the recognition of calibration certificates

Accreditation No.: **SCS 0108**

Glossary:

TSL tissue simulating liquid
ConvF sensitivity in TSL / NORM x,y,z
N/A not applicable or not measured

Calibration is Performed According to the Following Standards:

- a) IEEE Std 1528-2013, "IEEE Recommended Practice for Determining the Peak Spatial-Averaged Specific Absorption Rate (SAR) in the Human Head from Wireless Communications Devices: Measurement Techniques", June 2013
- b) IEC 62209-1, "Measurement procedure for the assessment of Specific Absorption Rate (SAR) from hand-held and body-mounted devices used next to the ear (frequency range of 300 MHz to 6 GHz)", July 2016
- c) IEC 62209-2, "Procedure to determine the Specific Absorption Rate (SAR) for wireless communication devices used in close proximity to the human body (frequency range of 30 MHz to 6 GHz)", March 2010
- d) KDB 865664, "SAR Measurement Requirements for 100 MHz to 6 GHz"

Additional Documentation:

- e) DASY4/5 System Handbook

Methods Applied and Interpretation of Parameters:

- *Measurement Conditions:* Further details are available from the Validation Report at the end of the certificate. All figures stated in the certificate are valid at the frequency indicated.
- *Antenna Parameters with TSL:* The dipole is mounted with the spacer to position its feed point exactly below the center marking of the flat phantom section, with the arms oriented parallel to the body axis.
- *Feed Point Impedance and Return Loss:* These parameters are measured with the dipole positioned under the liquid filled phantom. The impedance stated is transformed from the measurement at the SMA connector to the feed point. The Return Loss ensures low reflected power. No uncertainty required.
- *Electrical Delay:* One-way delay between the SMA connector and the antenna feed point. No uncertainty required.
- *SAR measured:* SAR measured at the stated antenna input power.
- *SAR normalized:* SAR as measured, normalized to an input power of 1 W at the antenna connector.
- *SAR for nominal TSL parameters:* The measured TSL parameters are used to calculate the nominal SAR result.

The reported uncertainty of measurement is stated as the standard uncertainty of measurement multiplied by the coverage factor $k=2$, which for a normal distribution corresponds to a coverage probability of approximately 95%.

Unless otherwise stated the results shown in this test report refer only to the sample(s) tested and such sample(s) are retained for 90 days only.

除非另有說明，此報告結果僅對測試之樣品負責，同時此樣品僅保留90天。本報告未經本公司書面許可，不可部份複製。

This document is issued by the Company subject to its General Conditions of Service printed overleaf, available on request or accessible at www.sgs.com/terms_and_conditions.htm and for electronic format documents, subject to Terms and Conditions for Electronic Documents at www.sgs.com/terms_e-document.htm. Attention is drawn to the limitation of liability, indemnification and jurisdiction issues defined therein. Any holder of this document is advised that information contained hereon reflects the Company's findings at the time of its intervention only and within the limits of Client's instructions, if any. The Company's sole responsibility is to its Client and this document does not exonerate parties to a transaction from exercising all their rights and obligations under the transaction documents. This document cannot be reproduced except in full, without prior written approval of the Company. Any unauthorized alteration, forgery or falsification of the content or appearance of this document is unlawful and offenders may be prosecuted to the fullest extent of the law.

Measurement Conditions

DASY system configuration, as far as not given on page 1.

DASY Version	DASYS	v52.10.0
Extrapolation	Advanced Extrapolation	
Phantom	Modular Flat Phantom	
Distance Dipole Center - TSL	15 mm	with Spacer
Zoom Scan Resolution	dx, dy, dz = 5 mm	
Frequency	835 MHz ± 1 MHz	

Head TSL parameters

The following parameters and calculations were applied.

	Temperature	Permittivity	Conductivity
Nominal Head TSL parameters	22.0 °C	41.5	0.90 mho/m
Measured Head TSL parameters	(22.0 ± 0.2) °C	40.9 ± 6 %	0.93 mho/m ± 6 %
Head TSL temperature change during test	< 0.5 °C	—	—

SAR result with Head TSL

SAR averaged over 1 cm ³ (1 g) of Head TSL	Condition	
SAR measured	250 mW input power	2.40 W/kg
SAR for nominal Head TSL parameters	normalized to 1W	9.34 W/kg ± 17.0 % (k=2)

SAR averaged over 10 cm ³ (10 g) of Head TSL	condition	
SAR measured	250 mW input power	1.55 W/kg
SAR for nominal Head TSL parameters	normalized to 1W	6.07 W/kg ± 16.5 % (k=2)

Body TSL parameters

The following parameters and calculations were applied.

	Temperature	Permittivity	Conductivity
Nominal Body TSL parameters	22.0 °C	56.2	0.97 mho/m
Measured Body TSL parameters	(22.0 ± 0.2) °C	55.3 ± 6 %	0.98 mho/m ± 6 %
Body TSL temperature change during test	< 0.5 °C	—	—

SAR result with Body TSL

SAR averaged over 1 cm ³ (1 g) of Body TSL	Condition	
SAR measured	250 mW input power	2.41 W/kg
SAR for nominal Body TSL parameters	normalized to 1W	9.57 W/kg ± 17.0 % (k=2)

SAR averaged over 10 cm ³ (10 g) of Body TSL	condition	
SAR measured	250 mW input power	1.58 W/kg
SAR for nominal Body TSL parameters	normalized to 1W	6.28 W/kg ± 16.5 % (k=2)

Unless otherwise stated the results shown in this test report refer only to the sample(s) tested and such sample(s) are retained for 90 days only.

除非另有說明，此報告結果僅對測試之樣品負責，同時此樣品僅保留90天。本報告未經本公司書面許可，不可部份複製。

This document is issued by the Company subject to its General Conditions of Service printed overleaf, available on request or accessible at www.sgs.com/terms_and_conditions.htm and for electronic format documents, subject to Terms and Conditions for Electronic Documents at www.sgs.com/terms_e-document.htm. Attention is drawn to the limitation of liability, indemnification and jurisdiction issues defined therein. Any holder of this document is advised that information contained hereon reflects the Company's findings at the time of its intervention only and within the limits of Client's instructions, if any. The Company's sole responsibility is to its Client and this document does not exonerate parties to a transaction from exercising all their rights and obligations under the transaction documents. This document cannot be reproduced except in full, without prior written approval of the Company. Any unauthorized alteration, forgery or falsification of the content or appearance of this document is unlawful and offenders may be prosecuted to the fullest extent of the law.

Appendix (Additional assessments outside the scope of SCS 0108)
Antenna Parameters with Head TSL

Impedance, transformed to feed point	51.1 Ω - 2.7 $j\Omega$
Return Loss	-30.6 dB

Antenna Parameters with Body TSL

Impedance, transformed to feed point	47.2 Ω - 5.2 $j\Omega$
Return Loss	-24.4 dB

General Antenna Parameters and Design

Electrical Delay (one direction)	1.367 ns
----------------------------------	----------

After long term use with 100W radiated power, only a slight warming of the dipole near the feedpoint can be measured.

The dipole is made of standard semirigid coaxial cable. The center conductor of the feeding line is directly connected to the second arm of the dipole. The antenna is therefore short-circuited for DC-signals. On some of the dipoles, small end caps are added to the dipole arms in order to improve matching when loaded according to the position as explained in the "Measurement Conditions" paragraph. The SAR data are not affected by this change. The overall dipole length is still according to the Standard.

No excessive force must be applied to the dipole arms, because they might bend or the soldered connections near the feedpoint may be damaged.

Additional EUT Data

Manufactured by	SPEAG
Manufactured on	November 27, 2006

Unless otherwise stated the results shown in this test report refer only to the sample(s) tested and such sample(s) are retained for 90 days only.

除非另有說明，此報告結果僅對測試之樣品負責，同時此樣品僅保留90天。本報告未經本公司書面許可，不可部份複製。

This document is issued by the Company subject to its General Conditions of Service printed overleaf, available on request or accessible at www.sgs.com/terms_and_conditions.htm and for electronic format documents, subject to Terms and Conditions for Electronic Documents at www.sgs.com/terms_e-document.htm. Attention is drawn to the limitation of liability, indemnification and jurisdiction issues defined therein. Any holder of this document is advised that information contained hereon reflects the Company's findings at the time of its intervention only and within the limits of Client's instructions, if any. The Company's sole responsibility is to its Client and this document does not exonerate parties to a transaction from exercising all their rights and obligations under the transaction documents. This document cannot be reproduced except in full, without prior written approval of the Company. Any unauthorized alteration, forgery or falsification of the content or appearance of this document is unlawful and offenders may be prosecuted to the fullest extent of the law.

DASY5 Validation Report for Head TSL

Date: 18.08.2017

Test Laboratory: SPEAG, Zurich, Switzerland

DUT: Dipole 835 MHz; Type: D835V2; Serial: D835V2 - SN:4d063


Communication System: UID 0 - CW; Frequency: 835 MHz
 Medium parameters used: $f = 835 \text{ MHz}$; $\sigma = 0.93 \text{ S/m}$; $\epsilon_r = 40.9$; $\rho = 1000 \text{ kg/m}^3$
 Phantom section; Flat Section
 Measurement Standard: DASY5 (IEEE/IEC/ANSI C63.19-2011)

DASY52 Configuration:

- Probe: EX3DV4 - SN7349; ConvF(10.07, 10.07, 10.07); Calibrated: 31.05.2017;
- Sensor-Surface: 1.4mm (Mechanical Surface Detection)
- Electronics: DAE4 Sn601; Calibrated: 28.03.2017
- Phantom: Flat Phantom 4.9 (front); Type: QD 00L P49 AA; Serial: 1001
- DASY52 52.10.0(1446); SEMCAD X 14.6.10(7417)

Dipole Calibration for Head Tissue/Pin=250 mW, d=15mm/Zoom Scan (7x7x7)/Cube 0:

Measurement grid: $dx=5\text{mm}$, $dy=5\text{mm}$, $dz=5\text{mm}$
 Reference Value = 61.74 V/m; Power Drift = 0.02 dB
 Peak SAR (extrapolated) = 3.71 W/kg
SAR(1 g) = 2.4 W/kg; SAR(10 g) = 1.55 W/kg
 Maximum value of SAR (measured) = 3.26 W/kg

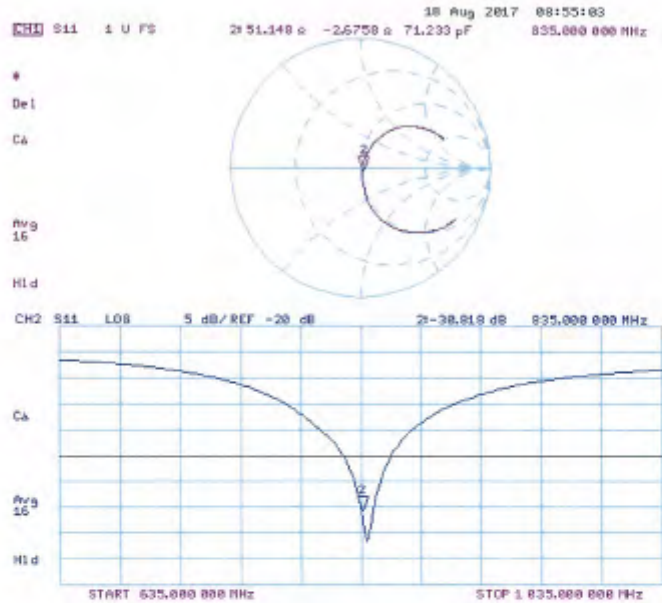


Unless otherwise stated the results shown in this test report refer only to the sample(s) tested and such sample(s) are retained for 90 days only.

除非另有說明，此報告結果僅對測試之樣品負責，同時此樣品僅保留90天。本報告未經本公司書面許可，不可部份複製。

This document is issued by the Company subject to its General Conditions of Service printed overleaf, available on request or accessible at www.sgs.com/terms_and_conditions.htm and for electronic format documents, subject to Terms and Conditions for Electronic Documents at www.sgs.com/terms_e-document.htm. Attention is drawn to the limitation of liability, indemnification and jurisdiction issues defined therein. Any holder of this document is advised that information contained hereon reflects the Company's findings at the time of its intervention only and within the limits of Client's instructions, if any. The Company's sole responsibility is to its Client and this document does not exonerate parties to a transaction from exercising all their rights and obligations under the transaction documents. This document cannot be reproduced except in full, without prior written approval of the Company. Any unauthorized alteration, forgery or falsification of the content or appearance of this document is unlawful and offenders may be prosecuted to the fullest extent of the law.

Impedance Measurement Plot for Head TSL



Unless otherwise stated the results shown in this test report refer only to the sample(s) tested and such sample(s) are retained for 90 days only.

除非另有說明，此報告結果僅對測試之樣品負責，同時此樣品僅保留90天。本報告未經本公司書面許可，不可部份複製。

This document is issued by the Company subject to its General Conditions of Service printed overleaf, available on request or accessible at www.sgs.com/terms_and_conditions.htm and for electronic format documents, subject to Terms and Conditions for Electronic Documents at www.sgs.com/terms_e-document.htm. Attention is drawn to the limitation of liability, indemnification and jurisdiction issues defined therein. Any holder of this document is advised that information contained hereon reflects the Company's findings at the time of its intervention only and within the limits of Client's instructions, if any. The Company's sole responsibility is to its Client and this document does not exonerate parties to a transaction from exercising all their rights and obligations under the transaction documents. This document cannot be reproduced except in full, without prior written approval of the Company. Any unauthorized alteration, forgery or falsification of the content or appearance of this document is unlawful and offenders may be prosecuted to the fullest extent of the law.

DASY5 Validation Report for Body TSL

Date: 21.08.2017

Test Laboratory: SPEAG, Zurich, Switzerland

DUT: Dipole 835 MHz; Type: D835V2; Serial: D835V2 - SN:4d063


Communication System: UID 0 - CW; Frequency: 835 MHz
 Medium parameters used: $f = 835 \text{ MHz}$; $\sigma = 0.98 \text{ S/m}$; $\epsilon_r = 55.3$; $\rho = 1000 \text{ kg/m}^3$
 Phantom section: Flat Section
 Measurement Standard: DASY5 (IEEE/IEC/ANSI C63.19-2011)

DASY52 Configuration:

- Probe: EX3DV4 - SN7349; ConvF(10.2, 10.2, 10.2); Calibrated: 31.05.2017;
- Sensor-Surface: 1.4mm (Mechanical Surface Detection)
- Electronics: DAE4 Sn601; Calibrated: 28.03.2017
- Phantom: Flat Phantom 4.9 (Back); Type: QD 00R P49 AA; Serial: 1005
- DASY52 52.10.0(1446); SEMCAD X 14.6.10(7417)

Dipole Calibration for Body Tissue/Pin=250 mW, d=15mm/Zoom Scan (7x7x7)/Cube 0:

Measurement grid: dx=5mm, dy=5mm, dz=5mm
 Reference Value = 59.86 V/m; Power Drift = 0.01 dB
 Peak SAR (extrapolated) = 3.64 W/kg
SAR(1 g) = 2.41 W/kg; SAR(10 g) = 1.58 W/kg
 Maximum value of SAR (measured) = 3.20 W/kg

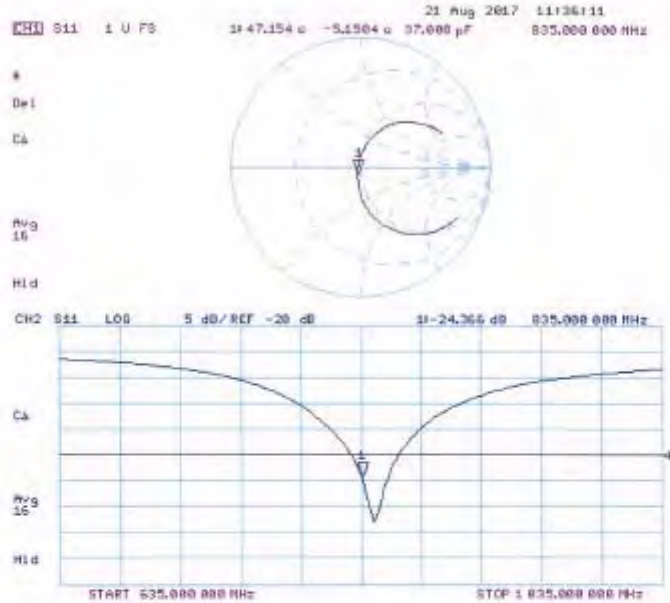


Unless otherwise stated the results shown in this test report refer only to the sample(s) tested and such sample(s) are retained for 90 days only.

除非另有說明，此報告結果僅對測試之樣品負責，同時此樣品僅保留90天。本報告未經本公司書面許可，不可部份複製。

This document is issued by the Company subject to its General Conditions of Service printed overleaf, available on request or accessible at www.sgs.com/terms_and_conditions.htm and for electronic format documents, subject to Terms and Conditions for Electronic Documents at www.sgs.com/terms_e-document.htm. Attention is drawn to the limitation of liability, indemnification and jurisdiction issues defined therein. Any holder of this document is advised that information contained hereon reflects the Company's findings at the time of its intervention only and within the limits of Client's instructions, if any. The Company's sole responsibility is to its Client and this document does not exonerate parties to a transaction from exercising all their rights and obligations under the transaction documents. This document cannot be reproduced except in full, without prior written approval of the Company. Any unauthorized alteration, forgery or falsification of the content or appearance of this document is unlawful and offenders may be prosecuted to the fullest extent of the law.

Impedance Measurement Plot for Body TSL



Unless otherwise stated the results shown in this test report refer only to the sample(s) tested and such sample(s) are retained for 90 days only.

除非另有說明，此報告結果僅對測試之樣品負責，同時此樣品僅保留90天。本報告未經本公司書面許可，不可部份複製。

This document is issued by the Company subject to its General Conditions of Service printed overleaf, available on request or accessible at www.sgs.com/terms_and_conditions.htm and for electronic format documents, subject to Terms and Conditions for Electronic Documents at www.sgs.com/terms_e-document.htm. Attention is drawn to the limitation of liability, indemnification and jurisdiction issues defined therein. Any holder of this document is advised that information contained hereon reflects the Company's findings at the time of its intervention only and within the limits of Client's instructions, if any. The Company's sole responsibility is to its Client and this document does not exonerate parties to a transaction from exercising all their rights and obligations under the transaction documents. This document cannot be reproduced except in full, without prior written approval of the Company. Any unauthorized alteration, forgery or falsification of the content or appearance of this document is unlawful and offenders may be prosecuted to the fullest extent of the law.

**Calibration Laboratory of
Schmid & Partner
Engineering AG**
Zaughäuserstrasse 43, 8004 Zurich, Switzerland



S Schweizerischer Kalibrierdienst
C Service suisse d'étalonnage
S Servizio svizzero di taratura
S Swiss Calibration Service

Accredited by the Swiss Accreditation Service (SAS)
The Swiss Accreditation Service is one of the signatories to the EA
Multilateral Agreement for the recognition of calibration certificates.

Accreditation No.: **SCS 0108**

Client **SGS-TW (Auden)**

Certificate No: **D1750V2-1008_Aug17**

CALIBRATION CERTIFICATE

Object: **D1750V2 - SN:1008**

Calibration procedure(s): **QA CAL-05.v9
Calibration procedure for dipole validation kits above 700 MHz**

Calibration date: **August 21, 2017**

This calibration certificate documents the traceability to national standards, which realize the physical units of measurements (SI).
The measurements and the uncertainties with confidence probability are given on the following pages and are part of the certificate.

All calibrations have been conducted in the closed laboratory facility: environment temperature (22 ± 3)°C and humidity < 70%.

Calibration Equipment used (MATE critical for calibration):

Primary Standards	ID #	Cal Data (Certificate No.)	Scheduled Calibration
Power meter NRP	SN: 104778	04-Apr-17 (No. 217-02521/02522)	Apr-18
Power sensor NRP-Z91	SN: 103244	04-Apr-17 (No. 217-02521)	Apr-18
Power sensor NRP-Z91	SN: 103245	04-Apr-17 (No. 217-02522)	Apr-18
Reference 20 dB Attenuator	SN: 5058 (20k)	07-Apr-17 (No. 217-02528)	Apr-18
Type-N mismatch combination	SN: 5047.2 / 06327	07-Apr-17 (No. 217-02528)	Apr-18
Reference Probe EX3DV4	SN: 7349	31-May-17 (No. EX3-7349_May17)	May-18
D4E4	SN: 601	28-Mar-17 (No. D4E4-601_Mar17)	Mar-18
Secondary Standards	ID #	Check Date (in house)	Scheduled Check
Power meter EPM-442A	SN: 0837480704	07-Oct-15 (in house check Oct-16)	In house check: Oct-18
Power sensor HP 8481A	SN: US37292783	07-Oct-15 (in house check Oct-16)	In house check: Oct-18
Power sensor HP 8481A	SN: MY41092317	07-Oct-15 (in house check Oct-16)	In house check: Oct-18
RF generator R&S SMT-06	SN: 100972	15-Jun-15 (in house check Oct-16)	In house check: Oct-18
Network Analyzer HP 8753E	SN: US37390585	18-Oct-01 (in house check Oct-16)	In house check: Oct-17

Calibrated by: **Gaëlle Leubler** (Name) / **Laboratory Technician** (Function)

Signature

Approved by: **Kolja Rokovic** (Name) / **Technical Manager** (Function)

Issued: August 21, 2017

This calibration certificate shall not be reproduced except in full without written approval of the laboratory.

Certificate No: D1750V2-1008_Aug17

Page 1 of 8

Unless otherwise stated the results shown in this test report refer only to the sample(s) tested and such sample(s) are retained for 90 days only.

除非另有說明，此報告結果僅對測試之樣品負責，同時此樣品僅保留90天。本報告未經本公司書面許可，不可部份複製。

This document is issued by the Company subject to its General Conditions of Service printed overleaf, available on request or accessible at www.sgs.com/terms_and_conditions.htm and for electronic format documents, subject to Terms and Conditions for Electronic Documents at www.sgs.com/terms_e-document.htm. Attention is drawn to the limitation of liability, indemnification and jurisdiction issues defined therein. Any holder of this document is advised that information contained hereon reflects the Company's findings at the time of its intervention only and within the limits of Client's instructions, if any. The Company's sole responsibility is to its Client and this document does not exonerate parties to a transaction from exercising all their rights and obligations under the transaction documents. This document cannot be reproduced except in full, without prior written approval of the Company. Any unauthorized alteration, forgery or falsification of the content or appearance of this document is unlawful and offenders may be prosecuted to the fullest extent of the law.

SGS Taiwan Ltd.

No.134,Wu Kung Road, New Taipei Industrial Park, Wuku District, New Taipei City, Taiwan 24803/新北市五股區新北產業園區五工路 134 號

台灣檢驗科技股份有限公司

t (886-2) 2299-3279

f (886-2) 2298-0488

www.tw.sgs.com

Member of SGS Group

**Calibration Laboratory of
Schmid & Partner
Engineering AG**

Zughausstrasse 43, 8904 Zurich, Switzerland



S Schweizerischer Kalibrierdienst
C Service suisse d'étalonnage
S Servizio svizzero di taratura
S Swiss Calibration Service

Accredited by the Swiss Accreditation Service (SAS)
The Swiss Accreditation Service is one of the signatories to the EA
Multilateral Agreement for the recognition of calibration certificates

Accreditation No.: **SCS 0108**

Glossary:

TSL tissue simulating liquid
ConvF sensitivity in TSL / NORM x,y,z
N/A not applicable or not measured

Calibration is Performed According to the Following Standards:

- a) IEEE Std 1528-2013, "IEEE Recommended Practice for Determining the Peak Spatial-Averaged Specific Absorption Rate (SAR) in the Human Head from Wireless Communications Devices: Measurement Techniques", June 2013
- b) IEC 62209-1, "Measurement procedure for the assessment of Specific Absorption Rate (SAR) from hand-held and body-mounted devices used next to the ear (frequency range of 300 MHz to 6 GHz)", July 2016
- c) IEC 62209-2, "Procedure to determine the Specific Absorption Rate (SAR) for wireless communication devices used in close proximity to the human body (frequency range of 30 MHz to 6 GHz)", March 2010
- d) KDB 865664, "SAR Measurement Requirements for 100 MHz to 6 GHz"

Additional Documentation:

- e) DAS4/5 System Handbook

Methods Applied and Interpretation of Parameters:

- **Measurement Conditions:** Further details are available from the Validation Report at the end of the certificate. All figures stated in the certificate are valid at the frequency indicated.
- **Antenna Parameters with TSL:** The dipole is mounted with the spacer to position its feed point exactly below the center marking of the flat phantom section, with the arms oriented parallel to the body axis.
- **Feed Point Impedance and Return Loss:** These parameters are measured with the dipole positioned under the liquid filled phantom. The impedance stated is transformed from the measurement at the SMA connector to the feed point. The Return Loss ensures low reflected power. No uncertainty required.
- **Electrical Delay:** One-way delay between the SMA connector and the antenna feed point. No uncertainty required.
- **SAR measured:** SAR measured at the stated antenna input power.
- **SAR normalized:** SAR as measured, normalized to an input power of 1 W at the antenna connector.
- **SAR for nominal TSL parameters:** The measured TSL parameters are used to calculate the nominal SAR result.

The reported uncertainty of measurement is stated as the standard uncertainty of measurement multiplied by the coverage factor $k=2$, which for a normal distribution corresponds to a coverage probability of approximately 95%.

Unless otherwise stated the results shown in this test report refer only to the sample(s) tested and such sample(s) are retained for 90 days only.

除非另有說明，此報告結果僅對測試之樣品負責，同時此樣品僅保留90天。本報告未經本公司書面許可，不可部份複製。

This document is issued by the Company subject to its General Conditions of Service printed overleaf, available on request or accessible at www.sgs.com/terms_and_conditions.htm and for electronic format documents, subject to Terms and Conditions for Electronic Documents at www.sgs.com/terms_e-document.htm. Attention is drawn to the limitation of liability, indemnification and jurisdiction issues defined therein. Any holder of this document is advised that information contained hereon reflects the Company's findings at the time of its intervention only and within the limits of Client's instructions, if any. The Company's sole responsibility is to its Client and this document does not exonerate parties to a transaction from exercising all their rights and obligations under the transaction documents. This document cannot be reproduced except in full, without prior written approval of the Company. Any unauthorized alteration, forgery or falsification of the content or appearance of this document is unlawful and offenders may be prosecuted to the fullest extent of the law.

Measurement Conditions

DASY system configuration, as far as not given on page 1.

DASY Version	DASY5	V52.10.0
Extrapolation	Advanced Extrapolation	
Phantom	Modular Flat Phantom	
Distance Dipole Center - TSL	10 mm	with Spacer
Zoom Scan Resolution	dx, dy, dz = 5 mm	
Frequency	1750 MHz ± 1 MHz	

Head TSL parameters

The following parameters and calculations were applied.

	Temperature	Permittivity	Conductivity
Nominal Head TSL parameters	22.0 °C	40.1	1.37 mho/m
Measured Head TSL parameters	(22.0 ± 0.2) °C	39.1 ± 6 %	1.35 mho/m ± 6 %
Head TSL temperature change during test	< 0.5 °C	—	—

SAR result with Head TSL

SAR averaged over 1 cm ³ (1 g) of Head TSL	Condition	
SAR measured	250 mW input power	8.98 W/kg
SAR for nominal Head TSL parameters	normalized to 1W	36.0 W/kg ± 17.0 % (k=2)

SAR averaged over 10 cm ³ (10 g) of Head TSL	condition	
SAR measured	250 mW input power	4.75 W/kg
SAR for nominal Head TSL parameters	normalized to 1W	19.0 W/kg ± 16.5 % (k=2)

Body TSL parameters

The following parameters and calculations were applied.

	Temperature	Permittivity	Conductivity
Nominal Body TSL parameters	22.0 °C	53.4	1.49 mho/m
Measured Body TSL parameters	(22.0 ± 0.2) °C	53.9 ± 6 %	1.47 mho/m ± 6 %
Body TSL temperature change during test	< 0.5 °C	—	—

SAR result with Body TSL

SAR averaged over 1 cm ³ (1 g) of Body TSL	Condition	
SAR measured	250 mW input power	9.09 W/kg
SAR for nominal Body TSL parameters	normalized to 1W	36.7 W/kg ± 17.0 % (k=2)

SAR averaged over 10 cm ³ (10 g) of Body TSL	condition	
SAR measured	250 mW input power	4.87 W/kg
SAR for nominal Body TSL parameters	normalized to 1W	19.0 W/kg ± 16.5 % (k=2)

Unless otherwise stated the results shown in this test report refer only to the sample(s) tested and such sample(s) are retained for 90 days only.

除非另有說明，此報告結果僅對測試之樣品負責，同時此樣品僅保留90天。本報告未經本公司書面許可，不可部份複製。

This document is issued by the Company subject to its General Conditions of Service printed overleaf, available on request or accessible at www.sgs.com/terms_and_conditions.htm and for electronic format documents, subject to Terms and Conditions for Electronic Documents at www.sgs.com/terms_e-document.htm. Attention is drawn to the limitation of liability, indemnification and jurisdiction issues defined therein. Any holder of this document is advised that information contained hereon reflects the Company's findings at the time of its intervention only and within the limits of Client's instructions, if any. The Company's sole responsibility is to its Client and this document does not exonerate parties to a transaction from exercising all their rights and obligations under the transaction documents. This document cannot be reproduced except in full, without prior written approval of the Company. Any unauthorized alteration, forgery or falsification of the content or appearance of this document is unlawful and offenders may be prosecuted to the fullest extent of the law.

Appendix (Additional assessments outside the scope of SCS 0106)
Antenna Parameters with Head TSL

Impedance, transformed to feed point	49.9 Ω - 0.4 jΩ
Return Loss	-48.7 dB

Antenna Parameters with Body TSL

Impedance, transformed to feed point	46.3 Ω - 1.4 jΩ
Return Loss	-27.6 dB

General Antenna Parameters and Design

Electrical Delay (one direction)	1.221 ns
----------------------------------	----------

After long term use with 100W radiated power, only a slight warming of the dipole near the feedpoint can be measured.

The dipole is made of standard semirigid coaxial cable. The center conductor of the feeding line is directly connected to the second arm of the dipole. The antenna is therefore short-circuited for DC-signals. On some of the dipoles, small end caps are added to the dipole arms in order to improve matching when loaded according to the position as explained in the 'Measurement Conditions' paragraph. The SAR data are not affected by this change. The overall dipole length is still according to the Standard.

No excessive force must be applied to the dipole arms, because they might bend or the soldered connections near the feedpoint may be damaged.

Additional EUT Data

Manufactured by	SPEAG
Manufactured on	February 11, 2009

Unless otherwise stated the results shown in this test report refer only to the sample(s) tested and such sample(s) are retained for 90 days only.

除非另有說明，此報告結果僅對測試之樣品負責，同時此樣品僅保留90天。本報告未經本公司書面許可，不可部份複製。

This document is issued by the Company subject to its General Conditions of Service printed overleaf, available on request or accessible at www.sgs.com/terms_and_conditions.htm and for electronic format documents, subject to Terms and Conditions for Electronic Documents at www.sgs.com/terms_e-document.htm. Attention is drawn to the limitation of liability, indemnification and jurisdiction issues defined therein. Any holder of this document is advised that information contained hereon reflects the Company's findings at the time of its intervention only and within the limits of Client's instructions, if any. The Company's sole responsibility is to its Client and this document does not exonerate parties to a transaction from exercising all their rights and obligations under the transaction documents. This document cannot be reproduced except in full, without prior written approval of the Company. Any unauthorized alteration, forgery or falsification of the content or appearance of this document is unlawful and offenders may be prosecuted to the fullest extent of the law.

DASY5 Validation Report for Head TSL

Date: 21.08.2017

Test Laboratory: SPEAG, Zurich, Switzerland

DUT: Dipole 1750 MHz; Type: D1750V2; Serial: D1750V2 - SN:1008


Communication System: UID 0 - CW; Frequency: 1750 MHz
 Medium parameters used: $f = 1750$ MHz; $\sigma = 1.35$ S/m; $\epsilon_r = 39.1$; $\rho = 1000$ kg/m³
 Phantom section: Flat Section
 Measurement Standard: DASY5 (IEEE/IEC/ANSI C63.19-2011)

DASY52 Configuration:

- Probe: EX3DV4 - SN7349; ConvF(8.73, 8.73, 8.73); Calibrated: 31.05.2017;
- Sensor-Surface: 1.4mm (Mechanical Surface Detection)
- Electronics: DAE4 Sn601; Calibrated: 28.03.2017
- Phantom: Flat Phantom 5.0 (front); Type: QD 000 P50 AA; Serial: 1001
- DASY52 52.10.0(1446); SEMCAD X 14.6.10(7417)

Dipole Calibration for Head Tissue/Pin=250 mW, d=10mm/Zoom Scan (7x7x7)/Cube 0:

Measurement grid: dx=5mm, dy=5mm, dz=5mm
 Reference Value = 104.0 V/m; Power Drift = -0.06 dB
 Peak SAR (extrapolated) = 16.8 W/kg
SAR(1 g) = 8.98 W/kg; SAR(10 g) = 4.75 W/kg
 Maximum value of SAR (measured) = 13.7 W/kg

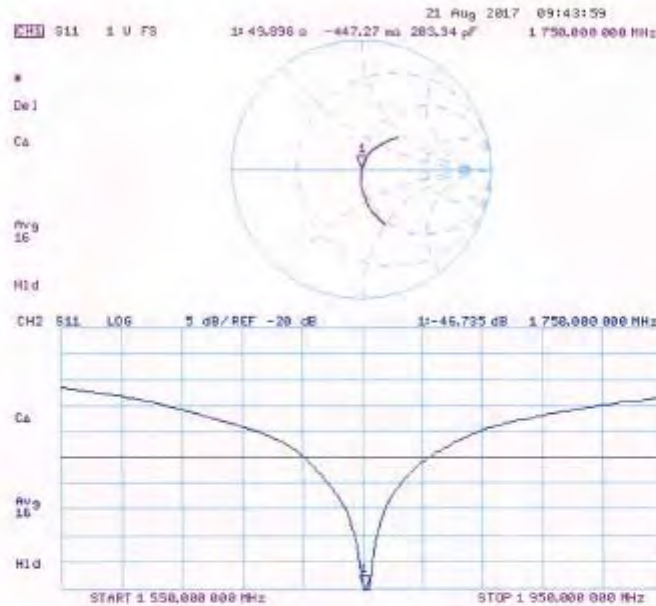


Unless otherwise stated the results shown in this test report refer only to the sample(s) tested and such sample(s) are retained for 90 days only.

除非另有說明，此報告結果僅對測試之樣品負責，同時此樣品僅保留90天。本報告未經本公司書面許可，不可部份複製。

This document is issued by the Company subject to its General Conditions of Service printed overleaf, available on request or accessible at www.sgs.com/terms_and_conditions.htm and for electronic format documents, subject to Terms and Conditions for Electronic Documents at www.sgs.com/terms_e-document.htm. Attention is drawn to the limitation of liability, indemnification and jurisdiction issues defined therein. Any holder of this document is advised that information contained hereon reflects the Company's findings at the time of its intervention only and within the limits of Client's instructions, if any. The Company's sole responsibility is to its Client and this document does not exonerate parties to a transaction from exercising all their rights and obligations under the transaction documents. This document cannot be reproduced except in full, without prior written approval of the Company. Any unauthorized alteration, forgery or falsification of the content or appearance of this document is unlawful and offenders may be prosecuted to the fullest extent of the law.

Impedance Measurement Plot for Head TSL



Unless otherwise stated the results shown in this test report refer only to the sample(s) tested and such sample(s) are retained for 90 days only.

除非另有說明，此報告結果僅對測試之樣品負責，同時此樣品僅保留90天。本報告未經本公司書面許可，不可部份複製。

This document is issued by the Company subject to its General Conditions of Service printed overleaf, available on request or accessible at www.sgs.com/terms_and_conditions.htm and for electronic format documents, subject to Terms and Conditions for Electronic Documents at www.sgs.com/terms_e-document.htm. Attention is drawn to the limitation of liability, indemnification and jurisdiction issues defined therein. Any holder of this document is advised that information contained hereon reflects the Company's findings at the time of its intervention only and within the limits of Client's instructions, if any. The Company's sole responsibility is to its Client and this document does not exonerate parties to a transaction from exercising all their rights and obligations under the transaction documents. This document cannot be reproduced except in full, without prior written approval of the Company. Any unauthorized alteration, forgery or falsification of the content or appearance of this document is unlawful and offenders may be prosecuted to the fullest extent of the law.

DASY5 Validation Report for Body TSL

Date: 18.08.2017

Test Laboratory: SPEAG, Zurich, Switzerland

DUT: Dipole 1750 MHz; Type: D1750V2; Serial: D1750V2 - SN:1008


Communication System: UID 0 - CW; Frequency: 1750 MHz
 Medium parameters used: $f = 1750 \text{ MHz}$; $\sigma = 1.47 \text{ S/m}$; $\epsilon_r = 53.9$; $\rho = 1000 \text{ kg/m}^3$
 Phantom section: Flat Section
 Measurement Standard: DASY5 (IEEE/TEC/ANSI C63.19-2011)

DASY52 Configuration:

- Probe: EX3DV4 - SN7349; ConvF(8.46, 8.46, 8.46); Calibrated: 31.05.2017;
- Sensor-Surface: 1.4mm (Mechanical Surface Detection)
- Electronics: DAE4 Sn601; Calibrated: 28.03.2017
- Phantom: Flat Phantom 5.0 (back); Type: QD 000 P50 AA; Serial: 1002
- DASY52 52.10.0(1446); SEMCAD X (4.6.10(7417))

Dipole Calibration for Body Tissue/Pin=250 mW, d=10mm/Zoom Scan (7x7x7)/Cube 0:

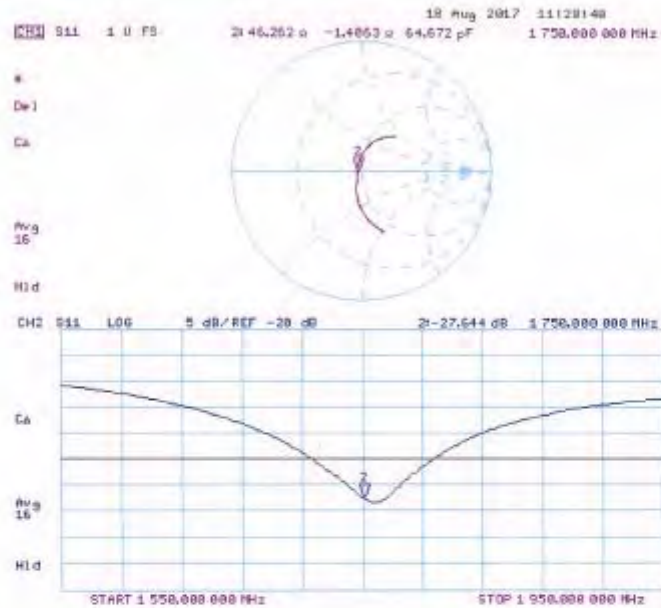
Measurement grid: $dx=5\text{mm}$, $dy=5\text{mm}$, $dz=5\text{mm}$
 Reference Value = 99.85 V/m; Power Drift = -0.00 dB
 Peak SAR (extrapolated) = 15.8 W/kg
SAR(1 g) = 9.09 W/kg; SAR(10 g) = 4.87 W/kg
 Maximum value of SAR (measured) = 13.3 W/kg



Unless otherwise stated the results shown in this test report refer only to the sample(s) tested and such sample(s) are retained for 90 days only.
 除非另有說明，此報告結果僅對測試之樣品負責，同時此樣品僅保留90天。本報告未經本公司書面許可，不可部份複製。

This document is issued by the Company subject to its General Conditions of Service printed overleaf, available on request or accessible at www.sgs.com/terms_and_conditions.htm and for electronic format documents, subject to Terms and Conditions for Electronic Documents at www.sgs.com/terms_e-document.htm. Attention is drawn to the limitation of liability, indemnification and jurisdiction issues defined therein. Any holder of this document is advised that information contained hereon reflects the Company's findings at the time of its intervention only and within the limits of Client's instructions, if any. The Company's sole responsibility is to its Client and this document does not exonerate parties to a transaction from exercising all their rights and obligations under the transaction documents. This document cannot be reproduced except in full, without prior written approval of the Company. Any unauthorized alteration, forgery or falsification of the content or appearance of this document is unlawful and offenders may be prosecuted to the fullest extent of the law.

Impedance Measurement Plot for Body TSL



Unless otherwise stated the results shown in this test report refer only to the sample(s) tested and such sample(s) are retained for 90 days only.

除非另有說明，此報告結果僅對測試之樣品負責，同時此樣品僅保留90天。本報告未經本公司書面許可，不可部份複製。

This document is issued by the Company subject to its General Conditions of Service printed overleaf, available on request or accessible at www.sgs.com/terms_and_conditions.htm and for electronic format documents, subject to Terms and Conditions for Electronic Documents at www.sgs.com/terms_e-document.htm. Attention is drawn to the limitation of liability, indemnification and jurisdiction issues defined therein. Any holder of this document is advised that information contained hereon reflects the Company's findings at the time of its intervention only and within the limits of Client's instructions, if any. The Company's sole responsibility is to its Client and this document does not exonerate parties to a transaction from exercising all their rights and obligations under the transaction documents. This document cannot be reproduced except in full, without prior written approval of the Company. Any unauthorized alteration, forgery or falsification of the content or appearance of this document is unlawful and offenders may be prosecuted to the fullest extent of the law.

**Calibration Laboratory of
Schmid & Partner
Engineering AG**
Zeughausstrasse 43, 8004 Zurich, Switzerland



S Schweizerischer Kalibrierdienst
C Service suisse d'étalonnage
S Servizio svizzero di taratura
S Swiss Calibration Service

Accredited by the Swiss Accreditation Service (SAS)
The Swiss Accreditation Service is one of the signatories to the EA
Multilateral Agreement for the recognition of calibration certificates

Accreditation No.: SCS 0108

Client: **SGS-TW (Auden)**

Certificate No.: **D1900V2-5d173_Apr18**

CALIBRATION CERTIFICATE

Object: **D1900V2 - SN:5d173**

Calibration procedure(s): **QA CAL-05.v10
Calibration procedure for dipole validation kits above 700 MHz**

Calibration date: **April 25, 2018**

This calibration certificate documents the traceability to national standards, which require the physical units of measurements (SI).
The measurements and the uncertainties with confidence probability are given on the following pages and are part of the certificate.

All calibrations have been conducted in the closed laboratory facility: environment temperature (22 ± 3)°C and humidity < 70%.

Calibration Equipment used (M&TE critical for calibration)

Primary Standards	ID #	Cal Date (Certificate No.)	Scheduled Calibration
Power meter NRP	SN: 104778	04-Apr-18 (No. 217-08572/02675)	Apr-19
Power sensor NRP-Z91	SN: 103244	04-Apr-18 (No. 217-08572)	Apr-19
Power sensor NRP-Z91	SN: 103245	04-Apr-18 (No. 217-08573)	Apr-19
Reference 20 dB Attenuator	SN: 5058 (20k)	04-Apr-18 (No. 217-02582)	Apr-19
Type-N mismatch combination	SN: 5047.2 / 06927	04-Apr-18 (No. 217-02583)	Apr-19
Reference Probe EX3DV4	SN: 7349	30-Dec-17 (No. EXS-7349_Dec17)	Dec-18
DAE4	SN: 801	28-Oct-17 (No. DAE4-801_Oct17)	Oct-18
Secondary Standards	ID #	Check Date (In house)	Scheduled Check
Power meter EPM-442A	SN: GB37480704	07-Oct-15 (In house check Oct-16)	In house check: Oct-18
Power sensor HP 8481A	SN: US37292783	07-Oct-15 (In house check Oct-16)	In house check: Oct-18
Power sensor HP 8461A	SN: MY41082317	07-Oct-15 (In house check Oct-16)	In house check: Oct-18
RF generator P&S SMT-06	SN: 100972	15-Jun-15 (In house check Oct-16)	In house check: Oct-18
Network Analyzer HP 8733E	SN: US37390585	18-Oct-01 (In house check Oct-17)	In house check: Oct-18

Calibrated by: **Claudio Leubler** (Name) / **Laboratory Technician** (Function) / *[Signature]* (Signature)

Approved by: **Katja Pokovic** (Name) / **Technical Manager** (Function) / *[Signature]* (Signature)

Issued: April 25, 2018

This calibration certificate shall not be reproduced except in full without written approval of the laboratory.

Unless otherwise stated the results shown in this test report refer only to the sample(s) tested and such sample(s) are retained for 90 days only.

除非另有說明，此報告結果僅對測試之樣品負責，同時此樣品僅保留90天。本報告未經本公司書面許可，不可部份複製。

This document is issued by the Company subject to its General Conditions of Service printed overleaf, available on request or accessible at www.sgs.com/terms_and_conditions.htm and for electronic format documents, subject to Terms and Conditions for Electronic Documents at www.sgs.com/terms_e-document.htm. Attention is drawn to the limitation of liability, indemnification and jurisdiction issues defined therein. Any holder of this document is advised that information contained hereon reflects the Company's findings at the time of its intervention only and within the limits of Client's instructions, if any. The Company's sole responsibility is to its Client and this document does not exonerate parties to a transaction from exercising all their rights and obligations under the transaction documents. This document cannot be reproduced except in full, without prior written approval of the Company. Any unauthorized alteration, forgery or falsification of the content or appearance of this document is unlawful and offenders may be prosecuted to the fullest extent of the law.

**Calibration Laboratory of
Schmid & Partner
Engineering AG**
Zeughausstrasse 43, 8064 Zurich, Switzerland



S Schweizerischer Kalibrierdienst
C Service suisse d'étalonnage
S Servizio svizzero di taratura
S Swiss Calibration Service

Accredited by the Swiss Accreditation Service (SAS)
The Swiss Accreditation Service is one of the signatories to the EA
Multilateral Agreement for the recognition of calibration certificates.

Accreditation No.: **SCS 0108**

Glossary:

TSL issue simulating liquid
ConvF sensitivity in TSL / NORM x,y,z
N/A not applicable or not measured

Calibration is Performed According to the Following Standards:

- a) IEEE Std 1528-2013, "IEEE Recommended Practice for Determining the Peak Spatial-Averaged Specific Absorption Rate (SAR) in the Human Head from Wireless Communications Devices: Measurement Techniques", June 2013
- b) IEC 62209-1, "Measurement procedure for the assessment of Specific Absorption Rate (SAR) from hand-held and body-mounted devices used next to the ear (frequency range of 300 MHz to 6 GHz)", July 2016
- c) IEC 62209-2, "Procedure to determine the Specific Absorption Rate (SAR) for wireless communication devices used in close proximity to the human body (frequency range of 30 MHz to 6 GHz)", March 2010
- d) KDB 885664, "SAR Measurement Requirements for 100 MHz to 6 GHz"

Additional Documentation:

- e) DAS4/5 System Handbook

Methods Applied and Interpretation of Parameters:

- *Measurement Conditions:* Further details are available from the Validation Report at the end of the certificate. All figures stated in the certificate are valid at the frequency indicated.
- *Antenna Parameters with TSL:* The dipole is mounted with the spacer to position its feed point exactly below the center marking of the flat phantom section, with the arms oriented parallel to the body axis.
- *Feed Point Impedance and Return Loss:* These parameters are measured with the dipole positioned under the liquid filled phantom. The impedance stated is transformed from the measurement at the SMA connector to the feed point. The Return Loss ensures low reflected power. No uncertainty required.
- *Electrical Delay:* One-way delay between the SMA connector and the antenna feed point. No uncertainty required.
- *SAR measured:* SAR measured at the stated antenna input power.
- *SAR normalized:* SAR as measured, normalized to an input power of 1 W at the antenna connector.
- *SAR for nominal TSL parameters:* The measured TSL parameters are used to calculate the nominal SAR result.

The reported uncertainty of measurement is stated as the standard uncertainty of measurement multiplied by the coverage factor k=2, which for a normal distribution corresponds to a coverage probability of approximately 95%.

Unless otherwise stated the results shown in this test report refer only to the sample(s) tested and such sample(s) are retained for 90 days only.

除非另有說明，此報告結果僅對測試之樣品負責，同時此樣品僅保留90天。本報告未經本公司書面許可，不可部份複製。

This document is issued by the Company subject to its General Conditions of Service printed overleaf, available on request or accessible at www.sgs.com/terms_and_conditions.htm and for electronic format documents, subject to Terms and Conditions for Electronic Documents at www.sgs.com/terms_e-document.htm. Attention is drawn to the limitation of liability, indemnification and jurisdiction issues defined therein. Any holder of this document is advised that information contained hereon reflects the Company's findings at the time of its intervention only and within the limits of Client's instructions, if any. The Company's sole responsibility is to its Client and this document does not exonerate parties to a transaction from exercising all their rights and obligations under the transaction documents. This document cannot be reproduced except in full, without prior written approval of the Company. Any unauthorized alteration, forgery or falsification of the content or appearance of this document is unlawful and offenders may be prosecuted to the fullest extent of the law.

Measurement Conditions

DASY system configuration, as far as not given on page 1.

DASY Version	DASY5	V52.10.0
Extrapolation	Advanced Extrapolation	
Phantom	Modular Flat Phantom	
Distance Dipole Center - TSL	10 mm	with Spacer
Zoom Scan Resolution	dx, dy, dz = 5 mm	
Frequency	1900 MHz ± 1 MHz	

Head TSL parameters

The following parameters and calculations were applied.

	Temperature	Permittivity	Conductivity
Nominal Head TSL parameters	22.0 °C	40.0	1.40 mho/m
Measured Head TSL parameters	(22.0 ± 0.2) °C	41.1 ± 6 %	1.35 mho/m ± 6 %
Head TSL temperature change during test	< 0.5 °C	---	---

SAR result with Head TSL

SAR averaged over 1 cm ³ (1 g) of Head TSL	Condition	
SAR measured	250 mW input power	9.89 W/kg
SAR for nominal Head TSL parameters	normalized to 1W	40.7 W/kg ± 17.0 % (k=2)

SAR averaged over 10 cm ³ (10 g) of Head TSL	condition	
SAR measured	250 mW input power	5.21 W/kg
SAR for nominal Head TSL parameters	normalized to 1W	21.2 W/kg ± 16.5 % (k=2)

Body TSL parameters

The following parameters and calculations were applied.

	Temperature	Permittivity	Conductivity
Nominal Body TSL parameters	22.0 °C	53.3	1.52 mho/m
Measured Body TSL parameters	(22.0 ± 0.2) °C	55.9 ± 6 %	1.47 mho/m ± 6 %
Body TSL temperature change during test	< 0.5 °C	---	---

SAR result with Body TSL

SAR averaged over 1 cm ³ (1 g) of Body TSL	Condition	
SAR measured	250 mW input power	9.93 W/kg
SAR for nominal Body TSL parameters	normalized to 1W	40.9 W/kg ± 17.0 % (k=2)

SAR averaged over 10 cm ³ (10 g) of Body TSL	condition	
SAR measured	250 mW input power	5.30 W/kg
SAR for nominal Body TSL parameters	normalized to 1W	21.6 W/kg ± 16.5 % (k=2)

Unless otherwise stated the results shown in this test report refer only to the sample(s) tested and such sample(s) are retained for 90 days only.

除非另有說明，此報告結果僅對測試之樣品負責，同時此樣品僅保留90天。本報告未經本公司書面許可，不可部份複製。

 This document is issued by the Company subject to its General Conditions of Service printed overleaf, available on request or accessible at www.sgs.com/terms_and_conditions.htm and for electronic format documents, subject to Terms and Conditions for Electronic Documents at www.sgs.com/terms_e-document.htm. Attention is drawn to the limitation of liability, indemnification and jurisdiction issues defined therein. Any holder of this document is advised that information contained hereon reflects the Company's findings at the time of its intervention only and within the limits of Client's instructions, if any. The Company's sole responsibility is to its Client and this document does not exonerate parties to a transaction from exercising all their rights and obligations under the transaction documents. This document cannot be reproduced except in full, without prior written approval of the Company. Any unauthorized alteration, forgery or falsification of the content or appearance of this document is unlawful and offenders may be prosecuted to the fullest extent of the law.

Appendix (Additional assessments outside the scope of SCS 0108)
Antenna Parameters with Head TSL

Impedance, transformed to feed point	$51.4 \Omega + 5.1 j\Omega$
Return Loss	-25.6 dB

Antenna Parameters with Body TSL

Impedance, transformed to feed point	$47.3 \Omega + 7.2 j\Omega$
Return Loss	-22.1 dB

General Antenna Parameters and Design

Electrical Delay (one direction)	1.195 ns
----------------------------------	----------

After long term use with 100W radiated power, only a slight warming of the dipole near the feedpoint can be measured.

The dipole is made of standard semirigid coaxial cable. The center conductor of the feeding line is directly connected to the second arm of the dipole. The antenna is therefore short-circuited for DC-signals. On some of the dipoles, small end caps are added to the dipole arms in order to improve matching when loaded according to the position as explained in the "Measurement Conditions" paragraph. The SAR data are not affected by this change. The overall dipole length is still according to the Standard.

No excessive force must be applied to the dipole arms, because they might bend or the soldered connections near the feedpoint may be damaged.

Additional EUT Data

Manufactured by	SPEAG
Manufactured on	June 08, 2012

Unless otherwise stated the results shown in this test report refer only to the sample(s) tested and such sample(s) are retained for 90 days only.

除非另有說明，此報告結果僅對測試之樣品負責，同時此樣品僅保留90天。本報告未經本公司書面許可，不可部份複製。

This document is issued by the Company subject to its General Conditions of Service printed overleaf, available on request or accessible at www.sgs.com/terms_and_conditions.htm and for electronic format documents, subject to Terms and Conditions for Electronic Documents at www.sgs.com/terms_e-document.htm. Attention is drawn to the limitation of liability, indemnification and jurisdiction issues defined therein. Any holder of this document is advised that information contained hereon reflects the Company's findings at the time of its intervention only and within the limits of Client's instructions, if any. The Company's sole responsibility is to its Client and this document does not exonerate parties to a transaction from exercising all their rights and obligations under the transaction documents. This document cannot be reproduced except in full, without prior written approval of the Company. Any unauthorized alteration, forgery or falsification of the content or appearance of this document is unlawful and offenders may be prosecuted to the fullest extent of the law.

DASY5 Validation Report for Head TSL

Date: 25.04.2018

Test Laboratory: SPEAG, Zurich, Switzerland

DUT: Dipole 1900 MHz; Type: D1900V2; Serial: D1900V2 - SN:5d173


Communication System: UID 0 - CW; Frequency: 1900 MHz
 Medium parameters used: $f = 1900$ MHz; $\sigma = 1.35$ S/m; $\epsilon = 41.1$; $\rho = 1000$ kg/m³
 Phantom section: Flat Section
 Measurement Standard: DASY5 (IEEE/IEC/ANSI C63.19-2011)

DASY52 Configuration:

- Probe: EX3DV4 - SN7349; ConvF(8.18, 8.18, 8.18); Calibrated: 30.12.2017;
- Sensor-Surface: 1.4mm (Mechanical Surface Detection)
- Electronics: DAE4 Sn601; Calibrated: 26.10.2017
- Phantom: Flat Phantom 5.0 (front); Type: QD 000 P50 AA; Serial: 1001
- DASY52 52.10.0(1446); SEMCAD X 14.6.10(7417)

Dipole Calibration for Head Tissue/Pin=250 mW, d=10mm/Zoom Scan (7x7x7)/Cube 0:

Measurement grid: dx=5mm, dy=5mm, dz=5mm
 Reference Value = 110.9 V/m; Power Drift = -0.01 dB
 Peak SAR (extrapolated) = 18.3 W/kg
SAR(1 g) = 9.89 W/kg; SAR(10 g) = 5.21 W/kg
 Maximum value of SAR (measured) = 15.2 W/kg

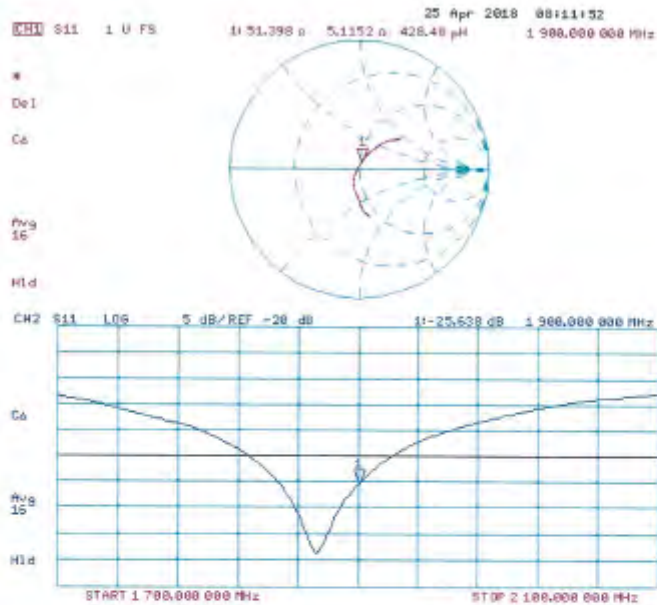


Unless otherwise stated the results shown in this test report refer only to the sample(s) tested and such sample(s) are retained for 90 days only.

除非另有說明，此報告結果僅對測試之樣品負責，同時此樣品僅保留90天。本報告未經本公司書面許可，不可部份複製。

This document is issued by the Company subject to its General Conditions of Service printed overleaf, available on request or accessible at www.sgs.com/terms_and_conditions.htm and for electronic format documents, subject to Terms and Conditions for Electronic Documents at www.sgs.com/terms_e-document.htm. Attention is drawn to the limitation of liability, indemnification and jurisdiction issues defined therein. Any holder of this document is advised that information contained hereon reflects the Company's findings at the time of its intervention only and within the limits of Client's instructions, if any. The Company's sole responsibility is to its Client and this document does not exonerate parties to a transaction from exercising all their rights and obligations under the transaction documents. This document cannot be reproduced except in full, without prior written approval of the Company. Any unauthorized alteration, forgery or falsification of the content or appearance of this document is unlawful and offenders may be prosecuted to the fullest extent of the law.

Impedance Measurement Plot for Head TSL



Unless otherwise stated the results shown in this test report refer only to the sample(s) tested and such sample(s) are retained for 90 days only.

除非另有說明，此報告結果僅對測試之樣品負責，同時此樣品僅保留90天。本報告未經本公司書面許可，不可部份複製。

This document is issued by the Company subject to its General Conditions of Service printed overleaf, available on request or accessible at www.sgs.com/terms_and_conditions.htm and for electronic format documents, subject to Terms and Conditions for Electronic Documents at www.sgs.com/terms_e-document.htm. Attention is drawn to the limitation of liability, indemnification and jurisdiction issues defined therein. Any holder of this document is advised that information contained hereon reflects the Company's findings at the time of its intervention only and within the limits of Client's instructions, if any. The Company's sole responsibility is to its Client and this document does not exonerate parties to a transaction from exercising all their rights and obligations under the transaction documents. This document cannot be reproduced except in full, without prior written approval of the Company. Any unauthorized alteration, forgery or falsification of the content or appearance of this document is unlawful and offenders may be prosecuted to the fullest extent of the law.

DASY5 Validation Report for Body TSL

Date: 25.04.2018

Test Laboratory: SPEAG, Zurich, Switzerland

DUT: Dipole 1900 MHz; Type: D1900V2; Serial: D1900V2 - SN:5d173


Communication System: UID 0 - CW; Frequency: 1900 MHz
 Medium parameters used: $f = 1900$ MHz; $\sigma = 1.47$ S/m; $\epsilon_r = 55.3$; $\rho = 1000$ kg/m³
 Phantom section: Flat Section
 Measurement Standard: DASY5 (IEEE/IEC/ANSI C63.19-2011)

DASY52 Configuration:

- Probe: EX3DV4 - SN7349; ConvF(8.15, 8.15, 8.15); Calibrated: 30.12.2017;
- Sensor-Surface: 1.4mm (Mechanical Surface Detection)
- Electronics: DAE4 Sn601; Calibrated: 26.10.2017
- Phantom: Flat Phantom 5.0 (back); Type: QD 000 P50 AA; Serial: 1002
- DASY52 52.10.0(1446); SEMCAD X 14.6.10(7417)

Dipole Calibration for Body Tissue/Pin=250 mW, d=10mm/Zoom Scan (7x7x7)/Cube 0:

Measurement grid: dx=5mm, dy=5mm, dz=5mm
 Reference Value = 104.6 V/m; Power Drift = -0.09 dB
 Peak SAR (extrapolated) = 17.7 W/kg
SAR(1 g) = 9.93 W/kg; SAR(10 g) = 5.3 W/kg
 Maximum value of SAR (measured) = 14.7 W/kg

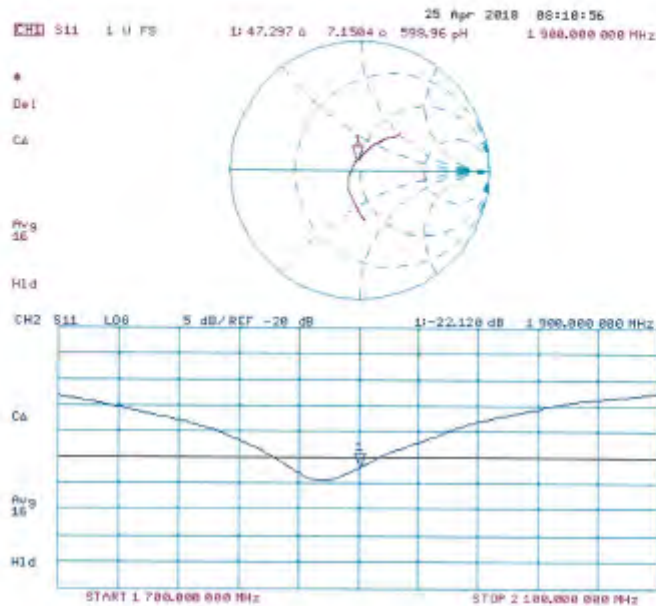


Unless otherwise stated the results shown in this test report refer only to the sample(s) tested and such sample(s) are retained for 90 days only.

除非另有說明，此報告結果僅對測試之樣品負責，同時此樣品僅保留90天。本報告未經本公司書面許可，不可部份複製。

This document is issued by the Company subject to its General Conditions of Service printed overleaf, available on request or accessible at www.sgs.com/terms_and_conditions.htm and for electronic format documents, subject to Terms and Conditions for Electronic Documents at www.sgs.com/terms_e-document.htm. Attention is drawn to the limitation of liability, indemnification and jurisdiction issues defined therein. Any holder of this document is advised that information contained hereon reflects the Company's findings at the time of its intervention only and within the limits of Client's instructions, if any. The Company's sole responsibility is to its Client and this document does not exonerate parties to a transaction from exercising all their rights and obligations under the transaction documents. This document cannot be reproduced except in full, without prior written approval of the Company. Any unauthorized alteration, forgery or falsification of the content or appearance of this document is unlawful and offenders may be prosecuted to the fullest extent of the law.

Impedance Measurement Plot for Body TSL



Unless otherwise stated the results shown in this test report refer only to the sample(s) tested and such sample(s) are retained for 90 days only.

除非另有說明，此報告結果僅對測試之樣品負責，同時此樣品僅保留90天。本報告未經本公司書面許可，不可部份複製。

This document is issued by the Company subject to its General Conditions of Service printed overleaf, available on request or accessible at www.sgs.com/terms_and_conditions.htm and for electronic format documents, subject to Terms and Conditions for Electronic Documents at www.sgs.com/terms_e-document.htm. Attention is drawn to the limitation of liability, indemnification and jurisdiction issues defined therein. Any holder of this document is advised that information contained hereon reflects the Company's findings at the time of its intervention only and within the limits of Client's instructions, if any. The Company's sole responsibility is to its Client and this document does not exonerate parties to a transaction from exercising all their rights and obligations under the transaction documents. This document cannot be reproduced except in full, without prior written approval of the Company. Any unauthorized alteration, forgery or falsification of the content or appearance of this document is unlawful and offenders may be prosecuted to the fullest extent of the law.

**Calibration Laboratory of
Schmid & Partner
Engineering AG**
Zoohausstrasse 43, 8004 Zurich, Switzerland



S Schweizerischer Kalibrierdienst
S Service suisse d'étalonnage
C Servizio svizzero di taratura
S Swiss Calibration Service

Accredited by the Swiss Accreditation Service (SAS)
The Swiss Accreditation Service is one of the signatories to the EA
Multilateral Agreement for the recognition of calibration certificates

Accreditation No.: **SCS 0108**

Client: **SGS-TW (Auden)**

Certificate No: **D2300V2-1023_Aug17**

CALIBRATION CERTIFICATE

Object: **D2300V2 - SN:1023**

Calibration procedure(s): **QA CAL-05.v9
Calibration procedure for dipole validation kits above 700 MHz**

Calibration date: **August 17, 2017**

This calibration certificate documents the traceability to national standards, which realize the physical units of measurements (SI).
The measurements and the uncertainties with confidence probably are given on the following pages and are part of the certificates.

All calibrations have been conducted in the closed laboratory facility: environment temperature (22 ± 3)°C and humidity < 70%.

Calibration Equipment used (MATE critical for calibration)

Primary Standards	ID #	Cal Date (Certificate No.)	Scheduled Calibration
Power meter NRP	SN: 104778	04-Apr-17 (No. 217-02521/02522)	Apr-18
Power sensor NRP-Z91	SN: 103244	04-Apr-17 (No. 217-02521)	Apr-18
Power sensor NRP-Z91	SN: 103245	04-Apr-17 (No. 217-02522)	Apr-18
Reference 20 dB Attenuator	SN: S058 (20K)	07-Apr-17 (No. 217-02528)	Apr-18
Type-N mismatch combination	SN: 5047.2 / 06327	07-Apr-17 (No. 217-02529)	Apr-18
Reference Probe EX3DV4	SN: 7349	31-May-17 (No. EX3-7349_May17)	May-18
DAE4	SN: 601	28-Mar-17 (No. DAE4-601_Mar17)	Mar-18
Secondary Standards	ID #	Check Date (in house)	Scheduled Check
Power meter EPM-442A	SN: GBS7480704	07-Oct-15 (in house check Oct-15)	in house check: Oct-18
Power sensor HP 8481A	SN: US37292783	07-Oct-15 (in house check Oct-15)	in house check: Oct-18
Power sensor HP 8461A	SN: MY41092317	07-Oct-15 (in house check Oct-15)	in house check: Oct-18
RF generator R&S SMT-06	SN: 100972	15-Jun-15 (in house check Oct-16)	in house check: Oct-18
Network Analyzer HP 8753E	SN: US37390585	15-Oct-01 (in house check Oct-16)	in house check: Oct-17

Calibrated by: **Michael Weber** (Name), **Laboratory Technician** (Function), *[Signature]* (Signature)

Approved by: **Katja Pokovic** (Name), **Technical Manager** (Function), *[Signature]* (Signature)

Issued: August 17, 2017

This calibration certificate shall not be reproduced except in full without written approval of the laboratory.

Certificate No: D2300V2-1023_Aug17

Page 1 of 8

Unless otherwise stated the results shown in this test report refer only to the sample(s) tested and such sample(s) are retained for 90 days only.

除非另有說明，此報告結果僅對測試之樣品負責，同時此樣品僅保留90天。本報告未經本公司書面許可，不可部份複製。

This document is issued by the Company subject to its General Conditions of Service printed overleaf, available on request or accessible at www.sgs.com/terms_and_conditions.htm and for electronic format documents, subject to Terms and Conditions for Electronic Documents at www.sgs.com/terms_e-document.htm. Attention is drawn to the limitation of liability, indemnification and jurisdiction issues defined therein. Any holder of this document is advised that information contained hereon reflects the Company's findings at the time of its intervention only and within the limits of Client's instructions, if any. The Company's sole responsibility is to its Client and this document does not exonerate parties to a transaction from exercising all their rights and obligations under the transaction documents. This document cannot be reproduced except in full, without prior written approval of the Company. Any unauthorized alteration, forgery or falsification of the content or appearance of this document is unlawful and offenders may be prosecuted to the fullest extent of the law.

**Calibration Laboratory of
Schmid & Partner
Engineering AG**
Zeughausstrasse 43, 8004 Zurich, Switzerland



S Schweizerischer Kalibrierdienst
C Service suisse d'étalonnage
S Servizio svizzero di tarature
S Swiss Calibration Service

Accredited by the Swiss Accreditation Service (SAS)
The Swiss Accreditation Service is one of the signatories to the EA
Multilateral Agreement for the recognition of calibration certificates

Accreditation No.: **SCS 0108**

Glossary:

TSL tissue simulating liquid
ConvF sensitivity in TSL / NORM x,y,z
N/A not applicable or not measured

Calibration is Performed According to the Following Standards:

- a) IEEE Std 1528-2013, "IEEE Recommended Practice for Determining the Peak Spatial-Averaged Specific Absorption Rate (SAR) in the Human Head from Wireless Communications Devices: Measurement Techniques", June 2013
- b) IEC 62209-1, "Measurement procedure for the assessment of Specific Absorption Rate (SAR) from hand-held and body-mounted devices used next to the ear (frequency range of 300 MHz to 6 GHz)", July 2016
- c) IEC 62209-2, "Procedure to determine the Specific Absorption Rate (SAR) for wireless communication devices used in close proximity to the human body (frequency range of 30 MHz to 6 GHz)", March 2010
- d) KDB 865664, "SAR Measurement Requirements for 100 MHz to 6 GHz"

Additional Documentation:

- e) DAS4/5 System Handbook

Methods Applied and Interpretation of Parameters:

- *Measurement Conditions:* Further details are available from the Validation Report at the end of the certificate. All figures stated in the certificate are valid at the frequency indicated.
- *Antenna Parameters with TSL:* The dipole is mounted with the spacer to position its feed point exactly below the center marking of the flat phantom section, with the arms oriented parallel to the body axis.
- *Feed Point Impedance and Return Loss:* These parameters are measured with the dipole positioned under the liquid filled phantom. The impedance stated is transformed from the measurement at the SMA connector to the feed point. The Return Loss ensures low reflected power. No uncertainty required.
- *Electrical Delay:* One-way delay between the SMA connector and the antenna feed point. No uncertainty required.
- *SAR measured:* SAR measured at the stated antenna input power.
- *SAR normalized:* SAR as measured, normalized to an input power of 1 W at the antenna connector.
- *SAR for nominal TSL parameters:* The measured TSL parameters are used to calculate the nominal SAR result.

The reported uncertainty of measurement is stated as the standard uncertainty of measurement multiplied by the coverage factor $k=2$, which for a normal distribution corresponds to a coverage probability of approximately 95%.

Unless otherwise stated the results shown in this test report refer only to the sample(s) tested and such sample(s) are retained for 90 days only.

除非另有說明，此報告結果僅對測試之樣品負責，同時此樣品僅保留90天。本報告未經本公司書面許可，不可部份複製。

This document is issued by the Company subject to its General Conditions of Service printed overleaf, available on request or accessible at www.sgs.com/terms_and_conditions.htm and for electronic format documents, subject to Terms and Conditions for Electronic Documents at www.sgs.com/terms_e-document.htm. Attention is drawn to the limitation of liability, indemnification and jurisdiction issues defined therein. Any holder of this document is advised that information contained hereon reflects the Company's findings at the time of its intervention only and within the limits of Client's instructions, if any. The Company's sole responsibility is to its Client and this document does not exonerate parties to a transaction from exercising all their rights and obligations under the transaction documents. This document cannot be reproduced except in full, without prior written approval of the Company. Any unauthorized alteration, forgery or falsification of the content or appearance of this document is unlawful and offenders may be prosecuted to the fullest extent of the law.

Measurement Conditions

DASY system configuration, as far as not given on page 1

DASY Version	DASY5	V52.10.0
Extrapolation	Advanced Extrapolation	
Phantom	Modular Flat Phantom	
Distance Dipole Center - TSL	10 mm	with Spacer
Zoom Scan Resolution	dx, dy, dz = 5 mm	
Frequency	2300 MHz \pm 1 MHz	

Head TSL parameters

The following parameters and calculations were applied.

	Temperature	Permittivity	Conductivity
Nominal Head TSL parameters	22.0 °C	38.5	1.67 mho/m
Measured Head TSL parameters	(22.0 \pm 0.2) °C	38.3 \pm 6 %	1.70 mho/m \pm 6 %
Head TSL temperature change during test	< 0.5 °C	—	—

SAR result with Head TSL

SAR averaged over 1 cm ³ (1 g) of Head TSL	Condition	
SAR measured	250 mW input power	12.0 W/kg
SAR for nominal Head TSL parameters	normalized to 1W	47.2 W/kg \pm 17.0 % (k=2)

SAR averaged over 10 cm ³ (10 g) of Head TSL	condition	
SAR measured	250 mW input power	5.74 W/kg
SAR for nominal Head TSL parameters	normalized to 1W	22.7 W/kg \pm 16.5 % (k=2)

Body TSL parameters

The following parameters and calculations were applied.

	Temperature	Permittivity	Conductivity
Nominal Body TSL parameters	22.0 °C	52.9	1.01 mho/m
Measured Body TSL parameters	(22.0 \pm 0.2) °C	52.3 \pm 6 %	1.06 mho/m \pm 6 %
Body TSL temperature change during test	< 0.5 °C	—	—

SAR result with Body TSL

SAR averaged over 1 cm ³ (1 g) of Body TSL	Condition	
SAR measured	250 mW input power	11.5 W/kg
SAR for nominal Body TSL parameters	normalized to 1W	45.4 W/kg \pm 17.0 % (k=2)

SAR averaged over 10 cm ³ (10 g) of Body TSL	condition	
SAR measured	250 mW input power	5.68 W/kg
SAR for nominal Body TSL parameters	normalized to 1W	22.5 W/kg \pm 16.5 % (k=2)

Unless otherwise stated the results shown in this test report refer only to the sample(s) tested and such sample(s) are retained for 90 days only.

除非另有說明，此報告結果僅對測試之樣品負責，同時此樣品僅保留90天。本報告未經本公司書面許可，不可部份複製。

 This document is issued by the Company subject to its General Conditions of Service printed overleaf, available on request or accessible at www.sgs.com/terms_and_conditions.htm and for electronic format documents, subject to Terms and Conditions for Electronic Documents at www.sgs.com/terms_e-document.htm. Attention is drawn to the limitation of liability, indemnification and jurisdiction issues defined therein. Any holder of this document is advised that information contained hereon reflects the Company's findings at the time of its intervention only and within the limits of Client's instructions, if any. The Company's sole responsibility is to its Client and this document does not exonerate parties to a transaction from exercising all their rights and obligations under the transaction documents. This document cannot be reproduced except in full, without prior written approval of the Company. Any unauthorized alteration, forgery or falsification of the content or appearance of this document is unlawful and offenders may be prosecuted to the fullest extent of the law.

Appendix (Additional assessments outside the scope of SCS 0108)
Antenna Parameters with Head TSL

Impedance, transformed to feed point	48.4 Ω - 3.1 jΩ
Return Loss	-29.0 dB

Antenna Parameters with Body TSL

Impedance, transformed to feed point	44.9 Ω - 2.2 jΩ
Return Loss	-24.7 dB

General Antenna Parameters and Design

Electrical Delay (one direction)	1.171 ns
----------------------------------	----------

After long term use with 100W radiated power, only a slight warming of the dipole near the feedpoint can be measured.

The dipole is made of standard semirigid coaxial cable. The center conductor of the feeding line is directly connected to the second arm of the dipole. The antenna is therefore short-circuited for DC-signals. On some of the dipoles, small end caps are added to the dipole arms in order to improve matching when loaded according to the position as explained in the "Measurement Conditions" paragraph. The SAR data are not affected by this change. The overall dipole length is still according to the Standard.

No excessive force must be applied to the dipole arms, because they might bend or the soldered connections near the feedpoint may be damaged.

Additional EUT Data

Manufactured by	SPEAG
Manufactured on	March 30, 2009

Unless otherwise stated the results shown in this test report refer only to the sample(s) tested and such sample(s) are retained for 90 days only.

除非另有說明，此報告結果僅對測試之樣品負責，同時此樣品僅保留90天。本報告未經本公司書面許可，不可部份複製。

This document is issued by the Company subject to its General Conditions of Service printed overleaf, available on request or accessible at www.sgs.com/terms_and_conditions.htm and for electronic format documents, subject to Terms and Conditions for Electronic Documents at www.sgs.com/terms_e-document.htm. Attention is drawn to the limitation of liability, indemnification and jurisdiction issues defined therein. Any holder of this document is advised that information contained hereon reflects the Company's findings at the time of its intervention only and within the limits of Client's instructions, if any. The Company's sole responsibility is to its Client and this document does not exonerate parties to a transaction from exercising all their rights and obligations under the transaction documents. This document cannot be reproduced except in full, without prior written approval of the Company. Any unauthorized alteration, forgery or falsification of the content or appearance of this document is unlawful and offenders may be prosecuted to the fullest extent of the law.

DASY5 Validation Report for Head TSL

Date: 17.08.2017

Test Laboratory: SPEAG, Zurich, Switzerland

DUT: Dipole 2300 MHz; Type: D2300V2; Serial: D2300V2 - SN: 1023


Communication System: UID 0 - CW; Frequency: 2300 MHz
 Medium parameters used: $f = 2300$ MHz; $\sigma = 1.7$ S/m; $\epsilon_r = 38.3$; $\rho = 1000$ kg/m³
 Phantom section: Flat Section
 Measurement Standard: DASY5 (IEEE/IEC/ANSI C63.19-2011)

DASY52 Configuration:

- Probe: EX3DV4 - SN7349; ConvF(8.31, 8.31, 8.31); Calibrated: 31.05.2017;
- Sensor-Surface: 1.4mm (Mechanical Surface Detection)
- Electronics: DAE4 Sn601; Calibrated: 28.03.2017
- Phantom: Flat Phantom 5.0 (front); Type: QD 000 P50 AA; Serial: 1001
- DASY52 52.10.0(1446); SEMCAD X 14.6.10(7417)

Dipole Calibration for Head Tissue/Pin=250 mW, d=10mm/Zoom Scan (7x7x7)/Cube 0:

Measurement grid: dx=5mm, dy=5mm, dz=5mm
 Reference Value = 109.5 V/m; Power Drift = -0.07 dB
 Peak SAR (extrapolated) = 23.6 W/kg
SAR(1 g) = 12 W/kg; SAR(10 g) = 5.74 W/kg
 Maximum value of SAR (measured) = 18.5 W/kg

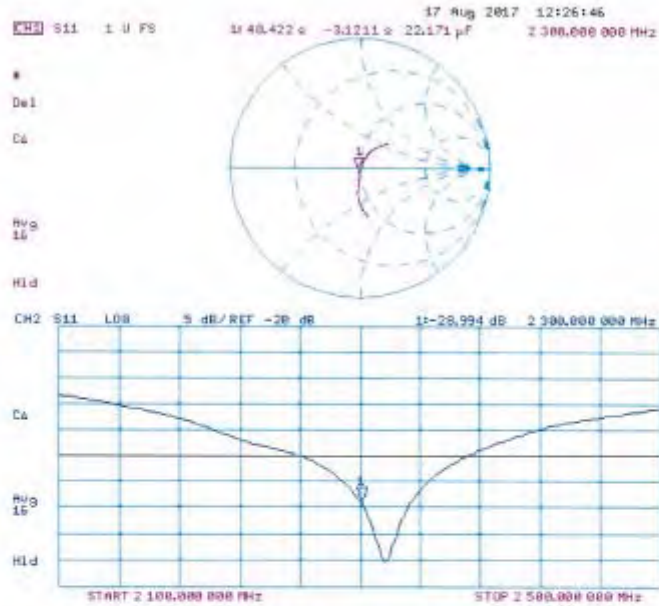


Unless otherwise stated the results shown in this test report refer only to the sample(s) tested and such sample(s) are retained for 90 days only.

除非另有說明，此報告結果僅對測試之樣品負責，同時此樣品僅保留90天。本報告未經本公司書面許可，不可部份複製。

This document is issued by the Company subject to its General Conditions of Service printed overleaf, available on request or accessible at www.sgs.com/terms_and_conditions.htm and for electronic format documents, subject to Terms and Conditions for Electronic Documents at www.sgs.com/terms_e-document.htm. Attention is drawn to the limitation of liability, indemnification and jurisdiction issues defined therein. Any holder of this document is advised that information contained hereon reflects the Company's findings at the time of its intervention only and within the limits of Client's instructions, if any. The Company's sole responsibility is to its Client and this document does not exonerate parties to a transaction from exercising all their rights and obligations under the transaction documents. This document cannot be reproduced except in full, without prior written approval of the Company. Any unauthorized alteration, forgery or falsification of the content or appearance of this document is unlawful and offenders may be prosecuted to the fullest extent of the law.

Impedance Measurement Plot for Head TSL



Unless otherwise stated the results shown in this test report refer only to the sample(s) tested and such sample(s) are retained for 90 days only.

除非另有說明，此報告結果僅對測試之樣品負責，同時此樣品僅保留90天。本報告未經本公司書面許可，不可部份複製。

This document is issued by the Company subject to its General Conditions of Service printed overleaf, available on request or accessible at www.sgs.com/terms_and_conditions.htm and for electronic format documents, subject to Terms and Conditions for Electronic Documents at www.sgs.com/terms_e-document.htm. Attention is drawn to the limitation of liability, indemnification and jurisdiction issues defined therein. Any holder of this document is advised that information contained hereon reflects the Company's findings at the time of its intervention only and within the limits of Client's instructions, if any. The Company's sole responsibility is to its Client and this document does not exonerate parties to a transaction from exercising all their rights and obligations under the transaction documents. This document cannot be reproduced except in full, without prior written approval of the Company. Any unauthorized alteration, forgery or falsification of the content or appearance of this document is unlawful and offenders may be prosecuted to the fullest extent of the law.

DASY5 Validation Report for Body TSL

Date: 17.08.2017

Test Laboratory: SPEAG, Zurich, Switzerland

DUT: Dipole 2300 MHz; Type: D2300V2; Serial: D2300V2 - SN: 1023


Communication System: UID 0 - CW; Frequency: 2300 MHz
 Medium parameters used: $f = 2300$ MHz; $\sigma = 1.86$ S/m; $\epsilon_r = 52.3$; $\rho = 1000$ kg/m³
 Phantom section: Flat Section
 Measurement Standard: DASY5 (IEEE/IEC/ANSI C63.19-2011)

DASY52 Configuration:

- Probe: EX3DV4 - SN7349; ConvF(8.22, 8.22, 8.22); Calibrated: 31.05.2017;
- Sensor-Surface: 1.4mm (Mechanical Surface Detection)
- Electronics: DAE4 Sn601; Calibrated: 28.03.2017
- Phantom: Flat Phantom 5.0 (back); Type: QD 000 P50 AA; Serial: 1002
- DASY52 52.10.0(1446); SEMCAD X 14.6.10(7417)

Dipole Calibration for Body Tissue/Pin=250 mW, d=10mm/Zoom Scan (7x7x7)/Cube 0:

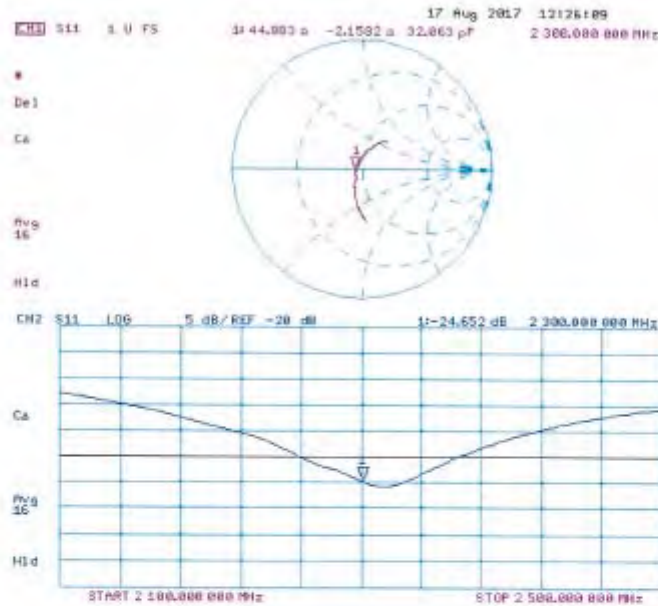
Measurement grid: dx=5mm, dy=5mm, dz=5mm
 Reference Value = 102.2 V/m; Power Drift = -0.06 dB
 Peak SAR (extrapolated) = 22.3 W/kg
SAR(1 g) = 11.8 W/kg; SAR(10 g) = 5.68 W/kg
 Maximum value of SAR (measured) = 17.6 W/kg



Unless otherwise stated the results shown in this test report refer only to the sample(s) tested and such sample(s) are retained for 90 days only.
 除非另有說明，此報告結果僅對測試之樣品負責，同時此樣品僅保留90天。本報告未經本公司書面許可，不可部份複製。

This document is issued by the Company subject to its General Conditions of Service printed overleaf, available on request or accessible at www.sgs.com/terms_and_conditions.htm and for electronic format documents, subject to Terms and Conditions for Electronic Documents at www.sgs.com/terms_e-document.htm. Attention is drawn to the limitation of liability, indemnification and jurisdiction issues defined therein. Any holder of this document is advised that information contained hereon reflects the Company's findings at the time of its intervention only and within the limits of Client's instructions, if any. The Company's sole responsibility is to its Client and this document does not exonerate parties to a transaction from exercising all their rights and obligations under the transaction documents. This document cannot be reproduced except in full, without prior written approval of the Company. Any unauthorized alteration, forgery or falsification of the content or appearance of this document is unlawful and offenders may be prosecuted to the fullest extent of the law.

Impedance Measurement Plot for Body TSL



Unless otherwise stated the results shown in this test report refer only to the sample(s) tested and such sample(s) are retained for 90 days only.

除非另有說明，此報告結果僅對測試之樣品負責，同時此樣品僅保留90天。本報告未經本公司書面許可，不可部份複製。

This document is issued by the Company subject to its General Conditions of Service printed overleaf, available on request or accessible at www.sgs.com/terms_and_conditions.htm and for electronic format documents, subject to Terms and Conditions for Electronic Documents at www.sgs.com/terms_e-document.htm. Attention is drawn to the limitation of liability, indemnification and jurisdiction issues defined therein. Any holder of this document is advised that information contained hereon reflects the Company's findings at the time of its intervention only and within the limits of Client's instructions, if any. The Company's sole responsibility is to its Client and this document does not exonerate parties to a transaction from exercising all their rights and obligations under the transaction documents. This document cannot be reproduced except in full, without prior written approval of the Company. Any unauthorized alteration, forgery or falsification of the content or appearance of this document is unlawful and offenders may be prosecuted to the fullest extent of the law.

**Calibration Laboratory of
Schmid & Partner
Engineering AG**
Zeughausstrasse 43, 8004 Zurich, Switzerland



S Schweizerischer Kalibrierdienst
C Service suisse d'étalonnage
S Servizio svizzero di taratura
S Swiss Calibration Service

Accredited by the Swiss Accreditation Service (SAS)
The Swiss Accreditation Service is one of the signatories to the EA
Multilateral Agreement for the recognition of calibration certificates

Accreditation No.: **SCS 0108**

Client **Auden**

Certificate No: **D2600V2-1058_Jun17**

CALIBRATION CERTIFICATE			
Object	D2600V2 - SN:1058		
Calibration procedure(s)	QA CAL-05.v9 Calibration procedure for dipole validation kits above 700 MHz		
Calibration date:	June 27, 2017		
This calibration certificate documents the traceability to national standards, which realize the physical units of measurements (SI). The measurements and the uncertainties with confidence probability are given on the following pages and are part of the certificate.			
All calibrations have been conducted in the closed laboratory facility: environment temperature (22 ± 3)°C and humidity < 70%.			
Calibration Equipment used (M&TE critical for calibration)			
Primary Standards	ID #	Cal Date (Certificate No.)	Scheduled Calibration
Power meter NRP	SN: 104778	04-Apr-17 (No. 217-02521/02522)	Apr-18
Power sensor NRP-Z91	SN: 103244	04-Apr-17 (No. 217-02521)	Apr-18
Power sensor NRP-Z91	SN: 103245	04-Apr-17 (No. 217-02522)	Apr-18
Reference 20 dB Attenuator	SN: 5058 (20k)	07-Apr-17 (No. 217-02528)	Apr-18
Type-N mismatch combination	SN: 5047.2 / 06327	07-Apr-17 (No. 217-02529)	Apr-18
Reference Probe EX3DV4	SN: 7349	31-May-17 (No. EX3-7349_May 17)	May-18
DAE4	SN: 601	28-Mar-17 (No. DAE4-601_Mar17)	Mar-18
Secondary Standards	ID #	Check Date (in house)	Scheduled Check
Power meter EPM-442A	SN: GB37480704	07-Oct-15 (in house check Oct-16)	In house check: Oct-18
Power sensor HP 8481A	SN: US37292783	07-Oct-15 (in house check Oct-16)	In house check: Oct-18
Power sensor HP 8481A	SN: MY41092317	07-Oct-15 (in house check Oct-16)	In house check: Oct-18
RF generator R&S SMT-06	SN: 100972	15-Jun-15 (in house check Oct-16)	In house check: Oct-18
Network Analyzer HP 8753E	SN: US37390585	18-Oct-01 (in house check Oct-16)	In house check: Oct-17
Calibrated by:	Name Johannes Kurikka	Function Laboratory Technician	Signature
Approved by:	Name Katja Pökövic	Technical Manager	
			Issued: June 27, 2017
This calibration certificate shall not be reproduced except in full without written approval of the laboratory.			

Certificate No: D2600V2-1058_Jun17

Page 1 of 6

Unless otherwise stated the results shown in this test report refer only to the sample(s) tested and such sample(s) are retained for 90 days only.

除非另有說明，此報告結果僅對測試之樣品負責，同時此樣品僅保留90天。本報告未經本公司書面許可，不可部份複製。

This document is issued by the Company subject to its General Conditions of Service printed overleaf, available on request or accessible at www.sgs.com/terms_and_conditions.htm and for electronic format documents, subject to Terms and Conditions for Electronic Documents at www.sgs.com/terms_e-document.htm. Attention is drawn to the limitation of liability, indemnification and jurisdiction issues defined therein. Any holder of this document is advised that information contained hereon reflects the Company's findings at the time of its intervention only and within the limits of Client's instructions, if any. The Company's sole responsibility is to its Client and this document does not exonerate parties to a transaction from exercising all their rights and obligations under the transaction documents. This document cannot be reproduced except in full, without prior written approval of the Company. Any unauthorized alteration, forgery or falsification of the content or appearance of this document is unlawful and offenders may be prosecuted to the fullest extent of the law.

Calibration Laboratory of
Schmid & Partner
Engineering AG
Zeughausstrasse 43, 8004 Zurich, Switzerland



S Schweizerischer Kalibrierdienst
C Service suisse d'étalonnage
S Servizio svizzero di taratura
S Swiss Calibration Service

Accredited by the Swiss Accreditation Service (SAS)
The Swiss Accreditation Service is one of the signatories to the EA
Multilateral Agreement for the recognition of calibration certificates

Accreditation No.: **SCS 0108**

Glossary:

TSL tissue simulating liquid
ConvF sensitivity in TSL / NORM x,y,z
N/A not applicable or not measured

Calibration is Performed According to the Following Standards:

- a) IEEE Std 1528-2013, "IEEE Recommended Practice for Determining the Peak Spatial-Averaged Specific Absorption Rate (SAR) in the Human Head from Wireless Communications Devices: Measurement Techniques", June 2013
- b) IEC 62209-1, "Measurement procedure for the assessment of Specific Absorption Rate (SAR) from hand-held and body-mounted devices used next to the ear (frequency range of 300 MHz to 6 GHz)", July 2016
- c) IEC 62209-2, "Procedure to determine the Specific Absorption Rate (SAR) for wireless communication devices used in close proximity to the human body (frequency range of 30 MHz to 6 GHz)", March 2010
- d) KDB 865664, "SAR Measurement Requirements for 100 MHz to 6 GHz"

Additional Documentation:

- e) DASY4/5 System Handbook

Methods Applied and Interpretation of Parameters:

- *Measurement Conditions:* Further details are available from the Validation Report at the end of the certificate. All figures stated in the certificate are valid at the frequency indicated.
- *Antenna Parameters with TSL:* The dipole is mounted with the spacer to position its feed point exactly below the center marking of the flat phantom section, with the arms oriented parallel to the body axis.
- *Feed Point Impedance and Return Loss:* These parameters are measured with the dipole positioned under the liquid filled phantom. The impedance stated is transformed from the measurement at the SMA connector to the feed point. The Return Loss ensures low reflected power. No uncertainty required.
- *Electrical Delay:* One-way delay between the SMA connector and the antenna feed point. No uncertainty required.
- *SAR measured:* SAR measured at the stated antenna input power.
- *SAR normalized:* SAR as measured, normalized to an input power of 1 W at the antenna connector.
- *SAR for nominal TSL parameters:* The measured TSL parameters are used to calculate the nominal SAR result.

The reported uncertainty of measurement is stated as the standard uncertainty of measurement multiplied by the coverage factor k=2, which for a normal distribution corresponds to a coverage probability of approximately 95%.

Unless otherwise stated the results shown in this test report refer only to the sample(s) tested and such sample(s) are retained for 90 days only.

除非另有說明，此報告結果僅對測試之樣品負責，同時此樣品僅保留90天。本報告未經本公司書面許可，不可部份複製。

This document is issued by the Company subject to its General Conditions of Service printed overleaf, available on request or accessible at www.sgs.com/terms_and_conditions.htm and for electronic format documents, subject to Terms and Conditions for Electronic Documents at www.sgs.com/terms_e-document.htm. Attention is drawn to the limitation of liability, indemnification and jurisdiction issues defined therein. Any holder of this document is advised that information contained hereon reflects the Company's findings at the time of its intervention only and within the limits of Client's instructions, if any. The Company's sole responsibility is to its Client and this document does not exonerate parties to a transaction from exercising all their rights and obligations under the transaction documents. This document cannot be reproduced except in full, without prior written approval of the Company. Any unauthorized alteration, forgery or falsification of the content or appearance of this document is unlawful and offenders may be prosecuted to the fullest extent of the law.

Measurement Conditions

DASY system configuration, as far as not given on page 1.

DASY Version	DASY5	V52.10.0
Extrapolation	Advanced Extrapolation	
Phantom	Modular Flat Phantom	
Distance Dipole Center - TSL	10 mm	with Spacer
Zoom Scan Resolution	dx, dy, dz = 5 mm	
Frequency	2600 MHz ± 1 MHz	

Head TSL parameters

The following parameters and calculations were applied.

	Temperature	Permittivity	Conductivity
Nominal Head TSL parameters	22.0 °C	39.0	1.96 mho/m
Measured Head TSL parameters	(22.0 ± 0.2) °C	37.3 ± 6 %	2.02 mho/m ± 6 %
Head TSL temperature change during test	< 0.5 °C	----	----

SAR result with Head TSL

SAR averaged over 1 cm ³ (1 g) of Head TSL	Condition	
SAR measured	250 mW input power	14.6 W/kg
SAR for nominal Head TSL parameters	normalized to 1W	57.0 W/kg ± 17.0 % (k=2)

SAR averaged over 10 cm ³ (10 g) of Head TSL	condition	
SAR measured	250 mW input power	6.46 W/kg
SAR for nominal Head TSL parameters	normalized to 1W	25.5 W/kg ± 16.5 % (k=2)

Body TSL parameters

The following parameters and calculations were applied.

	Temperature	Permittivity	Conductivity
Nominal Body TSL parameters	22.0 °C	52.5	2.16 mho/m
Measured Body TSL parameters	(22.0 ± 0.2) °C	51.7 ± 6 %	2.22 mho/m ± 6 %
Body TSL temperature change during test	< 0.5 °C	----	----

SAR result with Body TSL

SAR averaged over 1 cm ³ (1 g) of Body TSL	Condition	
SAR measured	250 mW input power	13.8 W/kg
SAR for nominal Body TSL parameters	normalized to 1W	54.3 W/kg ± 17.0 % (k=2)

SAR averaged over 10 cm ³ (10 g) of Body TSL	condition	
SAR measured	250 mW input power	6.14 W/kg
SAR for nominal Body TSL parameters	normalized to 1W	24.3 W/kg ± 16.5 % (k=2)

Unless otherwise stated the results shown in this test report refer only to the sample(s) tested and such sample(s) are retained for 90 days only.

除非另有說明，此報告結果僅對測試之樣品負責，同時此樣品僅保留90天。本報告未經本公司書面許可，不可部份複製。

 This document is issued by the Company subject to its General Conditions of Service printed overleaf, available on request or accessible at www.sgs.com/terms_and_conditions.htm and for electronic format documents, subject to Terms and Conditions for Electronic Documents at www.sgs.com/terms_e-document.htm. Attention is drawn to the limitation of liability, indemnification and jurisdiction issues defined therein. Any holder of this document is advised that information contained hereon reflects the Company's findings at the time of its intervention only and within the limits of Client's instructions, if any. The Company's sole responsibility is to its Client and this document does not exonerate parties to a transaction from exercising all their rights and obligations under the transaction documents. This document cannot be reproduced except in full, without prior written approval of the Company. Any unauthorized alteration, forgery or falsification of the content or appearance of this document is unlawful and offenders may be prosecuted to the fullest extent of the law.

Appendix (Additional assessments outside the scope of SCS 0108)
Antenna Parameters with Head TSL

Impedance, transformed to feed point	48.4 Ω - 7.5 $j\Omega$
Return Loss	- 22.2 dB

Antenna Parameters with Body TSL

Impedance, transformed to feed point	45.8 Ω - 5.7 $j\Omega$
Return Loss	- 22.6 dB

General Antenna Parameters and Design

Electrical Delay (one direction)	1.149 ns
----------------------------------	----------

After long term use with 100W radiated power, only a slight warming of the dipole near the feedpoint can be measured.

The dipole is made of standard semirigid coaxial cable. The center conductor of the feeding line is directly connected to the second arm of the dipole. The antenna is therefore short-circuited for DC-signals. On some of the dipoles, small end caps are added to the dipole arms in order to improve matching when loaded according to the position as explained in the "Measurement Conditions" paragraph. The SAR data are not affected by this change. The overall dipole length is still according to the Standard.

No excessive force must be applied to the dipole arms, because they might bend or the soldered connections near the feedpoint may be damaged.

Additional EUT Data

Manufactured by	SPEAG
Manufactured on	August 14, 2012

Unless otherwise stated the results shown in this test report refer only to the sample(s) tested and such sample(s) are retained for 90 days only.

除非另有說明，此報告結果僅對測試之樣品負責，同時此樣品僅保留90天。本報告未經本公司書面許可，不可部份複製。

This document is issued by the Company subject to its General Conditions of Service printed overleaf, available on request or accessible at www.sgs.com/terms_and_conditions.htm and for electronic format documents, subject to Terms and Conditions for Electronic Documents at www.sgs.com/terms_e-document.htm. Attention is drawn to the limitation of liability, indemnification and jurisdiction issues defined therein. Any holder of this document is advised that information contained hereon reflects the Company's findings at the time of its intervention only and within the limits of Client's instructions, if any. The Company's sole responsibility is to its Client and this document does not exonerate parties to a transaction from exercising all their rights and obligations under the transaction documents. This document cannot be reproduced except in full, without prior written approval of the Company. Any unauthorized alteration, forgery or falsification of the content or appearance of this document is unlawful and offenders may be prosecuted to the fullest extent of the law.

DASY5 Validation Report for Head TSL

Date: 27.06.2017

Test Laboratory: SPEAG, Zurich, Switzerland

DUT: Dipole 2600 MHz; Type: D2600V2; Serial: D2600V2 - SN:1058

Communication System: UID 0 - CW; Frequency: 2600 MHz

Medium parameters used: $f = 2600$ MHz; $\sigma = 2.02$ S/m; $\epsilon_r = 37.3$; $\rho = 1000$ kg/m³

Phantom section: Flat Section

Measurement Standard: DASY5 (IEEE/IEC/ANSI C63.19-2011)

DASY52 Configuration:

- Probe: EX3DV4 - SN7349; ConvF(7.96, 7.96, 7.96); Calibrated: 31.05.2017;
- Sensor-Surface: 1.4mm (Mechanical Surface Detection)
- Electronics: DAE4 Sn601; Calibrated: 28.03.2017
- Phantom: Flat Phantom 5.0 (front); Type: QD 000 P50 AA; Serial: 1001
- DASY52 52.10.0(1446); SEMCAD X 14.6.10(7417)

Dipole Calibration for Head Tissue/Pin=250 mW, d=10mm/Zoom Scan (7x7x7)/Cube 0:


Measurement grid: dx=5mm, dy=5mm, dz=5mm

Reference Value = 113.9 V/m; Power Drift = -0.06 dB

Peak SAR (extrapolated) = 31.3 W/kg

SAR(1 g) = 14.6 W/kg; SAR(10 g) = 6.46 W/kg

Maximum value of SAR (measured) = 24.1 W/kg

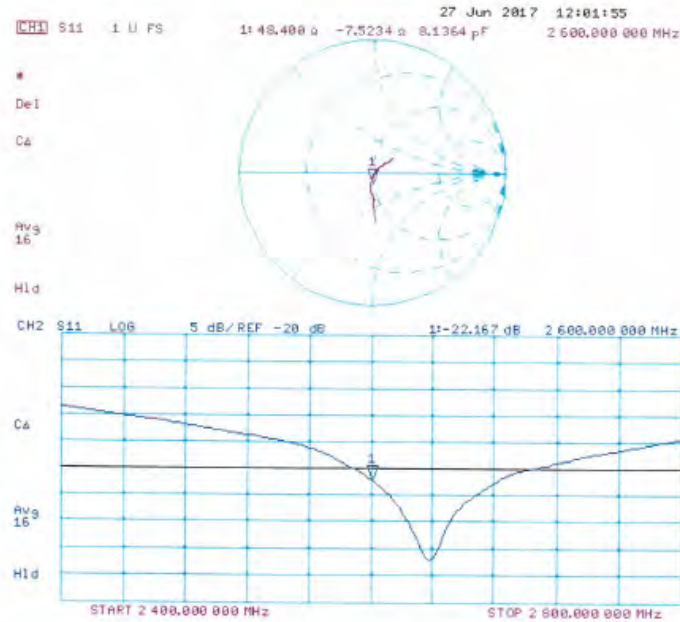


Unless otherwise stated the results shown in this test report refer only to the sample(s) tested and such sample(s) are retained for 90 days only.

除非另有說明，此報告結果僅對測試之樣品負責，同時此樣品僅保留90天。本報告未經本公司書面許可，不可部份複製。

This document is issued by the Company subject to its General Conditions of Service printed overleaf, available on request or accessible at www.sgs.com/terms_and_conditions.htm and for electronic format documents, subject to Terms and Conditions for Electronic Documents at www.sgs.com/terms_e-document.htm. Attention is drawn to the limitation of liability, indemnification and jurisdiction issues defined therein. Any holder of this document is advised that information contained hereon reflects the Company's findings at the time of its intervention only and within the limits of Client's instructions, if any. The Company's sole responsibility is to its Client and this document does not exonerate parties to a transaction from exercising all their rights and obligations under the transaction documents. This document cannot be reproduced except in full, without prior written approval of the Company. Any unauthorized alteration, forgery or falsification of the content or appearance of this document is unlawful and offenders may be prosecuted to the fullest extent of the law.

Impedance Measurement Plot for Head TSL



Unless otherwise stated the results shown in this test report refer only to the sample(s) tested and such sample(s) are retained for 90 days only.

除非另有說明，此報告結果僅對測試之樣品負責，同時此樣品僅保留90天。本報告未經本公司書面許可，不可部份複製。

This document is issued by the Company subject to its General Conditions of Service printed overleaf, available on request or accessible at www.sgs.com/terms_and_conditions.htm and for electronic format documents, subject to Terms and Conditions for Electronic Documents at www.sgs.com/terms_e-document.htm. Attention is drawn to the limitation of liability, indemnification and jurisdiction issues defined therein. Any holder of this document is advised that information contained hereon reflects the Company's findings at the time of its intervention only and within the limits of Client's instructions, if any. The Company's sole responsibility is to its Client and this document does not exonerate parties to a transaction from exercising all their rights and obligations under the transaction documents. This document cannot be reproduced except in full, without prior written approval of the Company. Any unauthorized alteration, forgery or falsification of the content or appearance of this document is unlawful and offenders may be prosecuted to the fullest extent of the law.

DASY5 Validation Report for Body TSL

Date: 27.06.2017

Test Laboratory: SPEAG, Zurich, Switzerland

DUT: Dipole 2600 MHz; Type: D2600V2; Serial: D2600V2 - SN:1058


Communication System: UID 0 - CW; Frequency: 2600 MHz
 Medium parameters used: $f = 2600$ MHz; $\sigma = 2.22$ S/m; $\epsilon_r = 51.7$; $\rho = 1000$ kg/m³
 Phantom section: Flat Section
 Measurement Standard: DASY5 (IEEE/IEC/ANSI C63.19-2011)

DASY52 Configuration:

- Probe: EX3DV4 - SN7349; ConvF(7.94, 7.94, 7.94); Calibrated: 31.05.2017;
- Sensor-Surface: 1.4mm (Mechanical Surface Detection)
- Electronics: DAE4 Sn601; Calibrated: 28.03.2017
- Phantom: Flat Phantom 5.0 (back); Type: QD 000 P50 AA; Serial: 1002
- DASY52 52.10.0(1446); SEMCAD X 14.6.10(7417)

Dipole Calibration for Body Tissue/Pin=250 mW, d=10mm/Zoom Scan (7x7x7)/Cube 0:

Measurement grid: dx=5mm, dy=5mm, dz=5mm
 Reference Value = 104.3 V/m; Power Drift = -0.01 dB
 Peak SAR (extrapolated) = 29.2 W/kg
SAR(1 g) = 13.8 W/kg; SAR(10 g) = 6.14 W/kg
 Maximum value of SAR (measured) = 22.2 W/kg

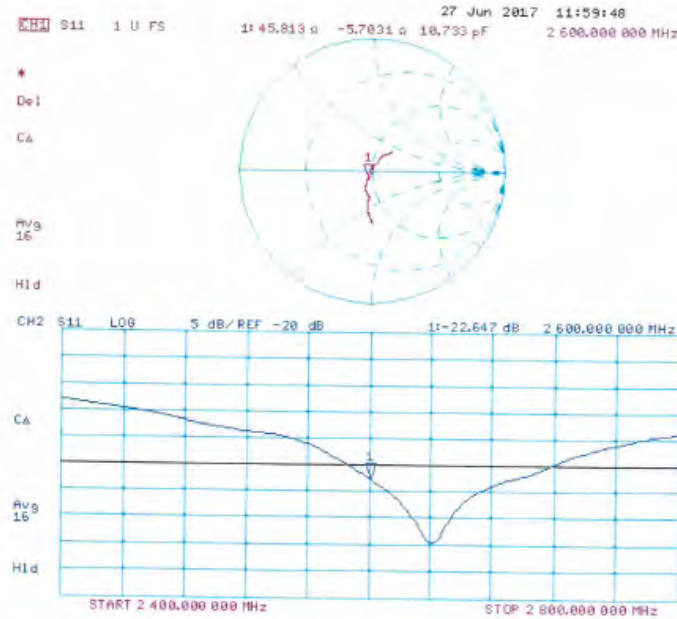


Unless otherwise stated the results shown in this test report refer only to the sample(s) tested and such sample(s) are retained for 90 days only.

除非另有說明，此報告結果僅對測試之樣品負責，同時此樣品僅保留90天。本報告未經本公司書面許可，不可部份複製。

This document is issued by the Company subject to its General Conditions of Service printed overleaf, available on request or accessible at www.sgs.com/terms_and_conditions.htm and for electronic format documents, subject to Terms and Conditions for Electronic Documents at www.sgs.com/terms_e-document.htm. Attention is drawn to the limitation of liability, indemnification and jurisdiction issues defined therein. Any holder of this document is advised that information contained hereon reflects the Company's findings at the time of its intervention only and within the limits of Client's instructions, if any. The Company's sole responsibility is to its Client and this document does not exonerate parties to a transaction from exercising all their rights and obligations under the transaction documents. This document cannot be reproduced except in full, without prior written approval of the Company. Any unauthorized alteration, forgery or falsification of the content or appearance of this document is unlawful and offenders may be prosecuted to the fullest extent of the law.

Impedance Measurement Plot for Body TSL



- End of report -

Unless otherwise stated the results shown in this test report refer only to the sample(s) tested and such sample(s) are retained for 90 days only.

除非另有說明，此報告結果僅對測試之樣品負責，同時此樣品僅保留90天。本報告未經本公司書面許可，不可部份複製。

This document is issued by the Company subject to its General Conditions of Service printed overleaf, available on request or accessible at www.sgs.com/terms_and_conditions.htm and for electronic format documents, subject to Terms and Conditions for Electronic Documents at www.sgs.com/terms_e-document.htm. Attention is drawn to the limitation of liability, indemnification and jurisdiction issues defined therein. Any holder of this document is advised that information contained hereon reflects the Company's findings at the time of its intervention only and within the limits of Client's instructions, if any. The Company's sole responsibility is to its Client and this document does not exonerate parties to a transaction from exercising all their rights and obligations under the transaction documents. This document cannot be reproduced except in full, without prior written approval of the Company. Any unauthorized alteration, forgery or falsification of the content or appearance of this document is unlawful and offenders may be prosecuted to the fullest extent of the law.