




Annex F. Photographs

F.1 Test Sample

Front	Back
	
Cover Back	Detachable Keyboard
	
Tent Mode	
	

F.2 Test positions

Top Edge	Back Face
 A photograph showing the top edge of a test setup. A black probe with a red adjustment knob is positioned vertically above a transparent test chamber. The chamber is mounted on a blue base. A wooden circular plate is visible above the probe.	 A photograph showing the back face of the test setup. Two black foam blocks are stacked on top of the transparent test chamber. The chamber is mounted on a blue base. A wooden circular plate is visible above the foam blocks.
Right Edge	
 A photograph showing the right edge of the test setup. The transparent test chamber is mounted on a blue base. A black probe with a red adjustment knob is positioned vertically above the chamber. A wooden circular plate is visible above the probe.	


F.3 Antenna host platform location and adjacent edge positions relative to the body

All information (diagrams, values and dimensions) in this section are provided by the manufacturer

Antenna Host Platform location	Antenna Host Platform location - 2
Tablet Mode with keyboard	

F.4 Phantom liquid level during measurements

ELI phantom Body liquid SAR Dasy SPEAG MBL600-6000V6 Batch - 160603-01



End of the report

This page is intentionally left blank and marks the last page of the test report.