

## FCC Test Report (ENDC: n5+Band 2/7/12/48/66)

**Report No.:** RF200109E02-10

**FCC ID:** 2AQ68T99W175

**Test Model:** T99W175

**Received Date:** Jan. 10, 2020

**Test Date:** Apr. 23 ~ Apr. 26, 2020

**Issued Date:** Apr. 29, 2020

**Applicant:** Hon Lin Technology Co., Ltd.

**Address:** 11F, No. 32, Jihu Rd., Neihu Dist., Taipei City 114, Taiwan R.O.C.

**Issued By:** Bureau Veritas Consumer Products Services (H.K.) Ltd., Taoyuan Branch  
Lin Kou Laboratories

**Lab Address:** No. 47-2, 14th Ling, Chia Pau Vil., Lin Kou Dist., New Taipei City, Taiwan

**Test Location:** No.19, Hwa Ya 2nd Rd., Wen Hwa Vil., Kwei Shan Dist., Taoyuan City  
33383, Taiwan

**FCC Registration /** 788550 / TW0003

**Designation Number:**



This report is for your exclusive use. Any copying or replication of this report to or for any other person or entity, or use of our name or trademark, is permitted only with our prior written permission. This report sets forth our findings solely with respect to the test samples identified herein. The results set forth in this report are not indicative or representative of the quality or characteristics of the lot from which a test sample was taken or any similar or identical product specifically and expressly noted. Our report includes all of the tests requested by you and the results thereof based upon the information that you provided to us. You have 60 days from date of issuance of this report to notify us of any material error or omission caused by our negligence, provided, however, that such notice shall be in writing and shall specifically address the issue you wish to raise. A failure to raise such issue within the prescribed time shall constitute your unqualified acceptance of the completeness of this report, the tests conducted and the correctness of the report contents. Unless specific mention, the uncertainty of measurement has been explicitly taken into account to declare the compliance or non-compliance to the specification. The report must not be used by the client to claim product certification, approval, or endorsement by TAF or any government agencies

## Table of Contents

<b>Release Control Record</b> .....	<b>4</b>
<b>1 Certificate of Conformity</b> .....	<b>5</b>
<b>2 Summary of Test Results</b> .....	<b>6</b>
2.1 Measurement Uncertainty.....	8
2.2 Test Site and Instruments.....	9
<b>3 General Information</b> .....	<b>10</b>
3.1 General Description of EUT.....	10
3.2 Configuration of System under Test.....	17
3.2.1 Description of Support Units.....	17
3.3 Test Mode Applicability and Tested Channel Detail.....	18
3.4 EUT Operating Conditions.....	32
3.5 General Description of Applied Standards and References.....	32
<b>4 Test Types and Results</b> .....	<b>33</b>
4.1 Output Power Measurement.....	33
4.1.1 Limits of Output Power Measurement.....	33
4.1.2 Test Procedures.....	33
4.1.3 Test Setup.....	34
4.1.4 Test Results.....	35
4.2 Modulation Characteristics Measurement.....	99
4.2.1 Limits of Modulation Characteristics.....	99
4.2.2 Test Procedure.....	99
4.2.3 Test Setup.....	99
4.2.4 Test Results.....	100
4.3 Frequency Stability Measurement.....	101
4.3.1 Limits of Frequency Stability Measurement.....	101
4.3.2 Test Procedure.....	101
4.3.3 Test Setup.....	101
4.3.4 Test Results.....	102
4.4 Occupied Bandwidth Measurement.....	130
4.4.1 Test Procedure.....	130
4.4.2 Test Setup.....	130
4.4.3 Test Result.....	131
4.5 Band Edge Measurement.....	157
4.5.1 Limits of Band Edge Measurement.....	157
4.5.2 Test Setup.....	157
4.5.3 Test Procedures.....	158
4.5.4 Test Results.....	159
4.6 Peak to Average Ratio.....	187
4.6.1 Limits of Peak to Average Ratio Measurement.....	187
4.6.2 Test Setup.....	187
4.6.3 Test Procedures.....	187
4.6.4 Test Results.....	188
4.7 Conducted Spurious Emissions.....	201
4.7.1 Limits of Conducted Spurious Emissions Measurement.....	201
4.7.2 Test Setup.....	201
4.7.3 Test Procedure.....	201
4.7.4 Test Results.....	202
4.8 Radiated Emission Measurement.....	254
4.8.1 Limits of Radiated Emission Measurement.....	254
4.8.2 Test Procedure.....	254
4.8.3 Deviation from Test Standard.....	254
4.8.4 Test Setup.....	255
4.8.5 Test Results.....	256

<b>5</b>	<b>Pictures of Test Arrangements.....</b>	<b>306</b>
	<b>Appendix – Information of the Testing Laboratories .....</b>	<b>307</b>



### Release Control Record

Issue No.	Description	Date Issued
RF200109E02-10	Original release	Apr. 29, 2020

## 1 Certificate of Conformity

**Product:** 5G WWAN Module

**Brand:** Foxconn

**Test Model:** T99W175

**Sample Status:** Engineering Sample

**Applicant:** Hon Lin Technology Co., Ltd.

**Test Date:** Apr. 23 ~ Apr. 26, 2020

**Standards:** FCC Part 22, Subpart H  
FCC Part 24, Subpart E  
FCC Part 27, Subpart H, L, M  
FCC Part 96

The above equipment has been tested by **Bureau Veritas Consumer Products Services (H.K.) Ltd., Taoyuan Branch**, and found compliance with the requirement of the above standards. The test record, data evaluation & Equipment Under Test (EUT) configurations represented herein are true and accurate accounts of the measurements of the sample's RF characteristics under the conditions specified in this report.

**Prepared by :** Pettie Chen , **Date:** Apr. 29, 2020  
Pettie Chen / Senior Specialist

**Approved by :** Bruce Chen , **Date:** Apr. 29, 2020  
Bruce Chen / Senior Project Engineer

## 2 Summary of Test Results

Applied Standard: FCC Part 22 & Part 2			
FCC Clause	Test Item	Result	Remarks
2.1046 22.913 (a)	Effective radiated power	Pass	Meet the requirement of limit.
2.1047	Modulation Characteristics	Pass	Meet the requirement
22.913 (d)	Peak To Average Ratio	Pass	Meet the requirement of limit.
2.1055 22.355	Frequency Stability	Pass	Meet the requirement of limit.
2.1049	Occupied Bandwidth	Pass	Meet the requirement of limit.
22.917	Band Edge Measurements	Pass	Meet the requirement of limit.
2.1051 22.917	Conducted Spurious Emissions	Pass	Meet the requirement of limit.
2.1053 22.917	Radiated Spurious Emissions	Pass	Meet the requirement of limit. Minimum passing margin is -16.2dB at 30.00MHz.

Note: Determining compliance based on the results of the compliance measurement, not taking into account measurement instrumentation uncertainty.

Applied Standard: FCC Part 24 & Part 2			
FCC Clause	Test Item	Result	Remarks
2.1046 24.232	Effective radiated power	Pass	Meet the requirement of limit.
2.1046 24.232(d)	Peak To Average Ratio	Pass	Meet the requirement of limit.
2.1055 24.235	Frequency Stability	Pass	Meet the requirement of limit.
2.1049 24.238(b)	Occupied Bandwidth	Pass	Meet the requirement of limit.
24.238(b)	Band Edge Measurements	Pass	Meet the requirement of limit.
2.1051 24.238	Conducted Spurious Emissions	Pass	Meet the requirement of limit.
2.1053 24.238	Radiated Spurious Emissions	Pass	Meet the requirement of limit. Minimum passing margin is -25.2dB at 35.82MHz.

Note: Determining compliance based on the results of the compliance measurement, not taking into account measurement instrumentation uncertainty.

Applied Standard: FCC Part 27 & Part 2

FCC Clause			Test Item	Result	Remarks
LTE B7	LTE B12	LTE B66			
2.1046 27.50 (h)(2)	2.1046 27.50 (c)	2.1046 27.50 (d)(4)	Equivalent Isotropically Radiated Power / Equivalent Radiated Power	Pass	Meet the requirement of limit.
----	----	27.50 (d)(5)	Peak To Average Ratio	Pass	Meet the requirement of limit.
2.1055 27.54	2.1055 27.54	2.1055 27.54	Frequency Stability Stay with the authorized bands of operation	Pass	Meet the requirement of limit.
2.1049	2.1049	2.1049	Occupied Bandwidth	Pass	Meet the requirement of limit.
2.1051 27.53 (m)(4)(6)	2.1051 27.53(g)	2.1051 27.53(h)	Band Edge Measurements	Pass	Meet the requirement of limit.
2.1051 27.53 (m)(4)(6)	2.1051 27.53(g)	2.1051 27.53(h)	Conducted Spurious Emissions	Pass	Meet the requirement of limit.
2.1053 27.53 (m)(4)(6)	2.1053 27.53(g)	2.1053 27.53(h)	Radiated Spurious Emissions	Pass	Meet the requirement of limit. Minimum passing margin is -21.5dB at 5070.00, 5135.00MHz.

Note: Determining compliance based on the results of the compliance measurement, not taking into account measurement instrumentation uncertainty.

47 CFR FCC Part 96

FCC Clause	Test Item	Result	Remarks
2.1046 96.41(b)	Maximum Peak Output Power	Pass	Meet the requirement of limit.
2.1046 96.41(b)	Maximum Power Spectral Density	Pass	Meet the requirement of limit.
96.41(g)	Peak to Average Ration	Pass	Meet the requirement of limit.
2.1049	Emission Bandwidth	Pass	Meet the requirement of limit.
2.1055	Frequency Stability	Pass	Meet the requirement of limit.
2.1051 96.41(e)	Conducted Spurious Emissions	Pass	Meet the requirement of limit.
2.1053 96.41(e)	Radiated Spurious Emissions	Pass	Meet the requirement of limit. Minimum passing margin is -2.2dB at 7250.00MHz.

Note: Determining compliance based on the results of the compliance measurement, not taking into account measurement instrumentation uncertainty.

## 2.1 Measurement Uncertainty

Where relevant, the following measurement uncertainty levels have been estimated for tests performed on the EUT as specified in CISPR 16-4-2:

Measurement	Frequency	Expanded Uncertainty (k=2) ( $\pm$ )
Radiated Emissions up to 1 GHz	9kHz ~ 30MHz	3.04 dB
	30MHz ~ 200MHz	3.63 dB
	200MHz ~ 1000MHz	3.64 dB
Radiated Emissions above 1 GHz	1GHz ~ 18GHz	2.29 dB
	18GHz ~ 40GHz	2.29 dB



## 2.2 Test Site and Instruments

Description & Manufacturer	Model No.	Serial No.	Cal. Date	Cal. Due
Test Receiver ROHDE & SCHWARZ	ESCI	100424	Dec. 31, 2019	Dec. 30, 2020
Spectrum Analyzer ROHDE & SCHWARZ	FSP40	100040	Sep. 23, 2019	Sep. 22, 2020
Spectrum Analyzer KEYSIGHT	N9030B	MY57140953	Jul. 03, 2019	Jul. 02, 2020
Radio Communication Analyzer Anritsu	MT8000A	6262012865	Dec. 12, 2019	Dec. 11, 2020
MXG Vector signal generator Agilent	N5182B	MY53050162	Jan. 14, 2020	Jan. 13, 2021
BILOG Antenna SCHWARZBECK	VULB9168	9168-158	Nov. 08, 2019	Nov. 07, 2020
BILOG Antenna SCHWARZBECK	VULB9168	9168-155	Nov. 11, 2019	Nov. 10, 2020
HORN Antenna SCHWARZBECK	BBHA 9120D	9120D-1170	Nov. 24, 2019	Nov. 23, 2020
HORN Antenna SCHWARZBECK	BBHA 9170	BBHA9170241	Nov. 24, 2019	Nov. 23, 2020
Loop Antenna TESEQ	HLA 6121	45745	Jul. 01, 2019	Jun. 30, 2020
Preamplifier Agilent (Below 1GHz)	8447D	2944A10631	Jul. 11, 2019	Jul. 10, 2020
Preamplifier KEYSIGHT (Above 1GHz)	83017A	MY53270295	Jun. 11, 2019	Jun. 10, 2020
RF Coaxial Cable WOKEN With 5dB PAD	8D-FB	Cable-CH4-01	Aug. 20, 2019	Aug. 19, 2020
RF Coaxial Cable EMCI	EMC102-KM-KM-3000	150929	Aug. 20, 2019	Aug. 19, 2020
RF Coaxial Cable EMCI	EMC102-KM-KM-600	150928	Aug. 20, 2019	Aug. 19, 2020
RF signal cable HUBER+SUHNER	SUCOFLEX 104	MY 13380+295012/04	Jul. 11, 2019	Jul. 10, 2020
RF signal cable HUBER+SUHNER	SUCOFLEX 104	Cable-CH4-03 (250724)	Jul. 11, 2019	Jul. 10, 2020
Software BV ADT	ADT_Radiated_V7.6.15.9.5	NA	NA	NA
Antenna Tower inn-co GmbH	MA 4000	010303	NA	NA
Antenna Tower Controller BV ADT	AT100	AT93021703	NA	NA
Boresight Antenna Fixture	FBA-01	FBA-SIP01	NA	NA
Standard Temperature And Humidity Chamber	MHU-225AU	920842	May 31, 2019	May 30, 2020
JFW 20dB attenuation	50HF-020-SMA	NA	NA	NA
True RMS Clamp Meter Fluke	325	31130711WS	May 21, 2019	May 20, 2020
DC power supply	U8002A	MY56330015	NA	NA

Note: 1. The calibration interval of the above test instruments is 12 months and the calibrations are traceable to NML/ROC and NIST/USA.

2. The test was performed in HwaYa Chamber 4.

### 3 General Information

#### 3.1 General Description of EUT

Product	5G WWAN Module
Brand	Foxconn
Test Model	T99W175
Sample Status	Engineering Sample
Power Supply Rating	5 Vdc (Host equipment) 3.135Vdc~3.63Vdc (Module)

#### n5

Modulation Type	$\pi/2$ BPSK, QPSK, 16QAM, 64QAM, 256QAM					
Waveform Type	CP-OFDM, DFT-s-OFDM					
Operating Frequency	n5 (Channel Bandwidth 5MHz)	826.5~846.5MHz				
	n5 (Channel Bandwidth 10MHz)	829.0~844.0MHz				
	n5 (Channel Bandwidth 15MHz)	831.5~841.5MHz				
	n5 (Channel Bandwidth 20MHz)	834.0~839.0MHz				
Max. ERP Power		$\pi/2$ BPSK	QPSK	16QAM	64QAM	256QAM
	n5 (Channel Bandwidth 5MHz)	311.172mW (24.93dBm)	297.852mW (24.74dBm)	295.801mW (24.71dBm)	267.917mW (24.28dBm)	157.036mW (21.96dBm)
	n5 (Channel Bandwidth 10MHz)	308.319mW (24.89dBm)	298.538mW (24.75dBm)	298.538mW (24.75dBm)	272.270mW (24.35dBm)	148.252mW (21.71dBm)
	n5 (Channel Bandwidth 15MHz)	313.329mW (24.96dBm)	294.442mW (24.69dBm)	299.226mW (24.76dBm)	271.644mW (24.34dBm)	154.882mW (21.90dBm)
	n5 (Channel Bandwidth 20MHz)	309.742mW (24.91dBm)	295.121mW (24.70dBm)	271.644mW (24.34dBm)	157.036mW (21.96dBm)	157.036mW (21.96dBm)
Emission Designator		$\pi/2$ BPSK	QPSK	16QAM	64QAM	256QAM
	n5 (Channel Bandwidth 5MHz)	4M49G7D	4M49G7D	4M49D7W	4M49D7W	4M49D7W
	n5 (Channel Bandwidth 10MHz)	8M95G7D	8M95G7D	8M96D7W	8M95D7W	8M96D7W
	n5 (Channel Bandwidth 15MHz)	13M5G7D	13M5G7D	13M4D7W	13M4D7W	13M4D7W
	n5 (Channel Bandwidth 20MHz)	17M9G7D	17M9G7D	18M0D7W	17M9D7W	17M9D7W

### LTE Band

Modulation Type	QPSK, 16QAM, 64QAM		
Operating Frequency	LTE Band 2	Channel Bandwidth 1.4MHz	1850.7MHz ~1909.3MHz
		Channel Bandwidth 3MHz	1851.5MHz ~1908.5MHz
		Channel Bandwidth 5MHz	1852.5MHz ~1907.5MHz
		Channel Bandwidth 10MHz	1855.0MHz ~1905.0MHz
		Channel Bandwidth 15MHz	1857.5MHz ~1902.5MHz
		Channel Bandwidth 20MHz	1860.0MHz ~1900.0MHz
	LTE Band 7	Channel Bandwidth 5MHz	2502.5MHz ~ 2567.5MHz
		Channel Bandwidth 10MHz	2505.0MHz ~ 2565.0MHz
		Channel Bandwidth 15MHz	2507.5MHz ~ 2562.5MHz
		Channel Bandwidth 20MHz	2510.0MHz ~ 2560.0MHz
	LTE Band 12	Channel Bandwidth 1.4MHz	699.7MHz ~ 715.3MHz
		Channel Bandwidth 3MHz	700.5MHz ~ 714.5MHz
		Channel Bandwidth 5MHz	701.5MHz ~ 713.5MHz
		Channel Bandwidth 10MHz	704.0MHz ~ 711.0MHz
	LTE Band 48	Channel Bandwidth 5MHz	TX: 3552.5MHz ~ 3697.5 MHz
			RX: 3552.5MHz ~ 3697.5 MHz
		Channel Bandwidth 10MHz	TX: 3555MHz ~ 3695 MHz
			RX: 3555MHz ~ 3695 MHz
		Channel Bandwidth 15MHz	TX: 3557.5MHz ~ 3692.5 MHz
			RX: 3557.5MHz ~ 3692.5 MHz
	Channel Bandwidth 20MHz	TX: 3560MHz ~ 3690 MHz	
		RX: 3560MHz ~ 3690 MHz	
	LTE Band 66	Channel Bandwidth 1.4MHz	1710.7MHz ~ 1779.3MHz
		Channel Bandwidth 3MHz	1711.5MHz ~ 1778.5MHz
		Channel Bandwidth 5MHz	1712.5MHz ~ 1777.5MHz
		Channel Bandwidth 10MHz	1715.0MHz ~ 1775.0MHz
		Channel Bandwidth 15MHz	1717.5MHz ~ 1772.5MHz
Channel Bandwidth 20MHz		1720.0MHz ~ 1770.0MHz	

Max. ERP Power	LTE Band 12	Channel Bandwidth	QPSK	16QAM	64QAM	
Max. EIRP Power	LTE Band 2	Channel Bandwidth 1.4MHz	339.625mW (25.31dBm)	278.612mW (24.45dBm)	218.273mW (23.39dBm)	
		Channel Bandwidth 3MHz	350.752mW (25.45dBm)	279.254mW (24.46dBm)	216.770mW (23.36dBm)	
		Channel Bandwidth 5MHz	346.737mW (25.40dBm)	279.254mW (24.46dBm)	221.309mW (23.45dBm)	
		Channel Bandwidth 10MHz	349.9456mW (25.44dBm)	279.254mW (24.46dBm)	218.273mW (23.39dBm)	
		Channel Bandwidth 1.4MHz	582.103mW (27.65dBm)	464.515mW (26.67dBm)	368.978mW (25.67dBm)	
		Channel Bandwidth 3MHz	567.545mW (27.54dBm)	463.447mW (26.66dBm)	358.096mW (25.54dBm)	
	LTE Band 7	Channel Bandwidth 5MHz	583.4455mW (27.66dBm)	463.447mW (26.66dBm)	364.754mW (25.62dBm)	
		Channel Bandwidth 10MHz	580.764mW (27.64dBm)	449.780mW (26.53dBm)	368.978mW (25.67dBm)	
		Channel Bandwidth 15MHz	580.764mW (27.64dBm)	456.037mW (26.59dBm)	368.129mW (25.66dBm)	
		Channel Bandwidth 20MHz	568.853mW (27.55dBm)	464.515mW (26.67dBm)	368.129mW (25.66dBm)	
		Channel Bandwidth 5MHz	698.232mW (28.44dBm)	563.638mW (27.51dBm)	445.656mW (26.49dBm)	
		Channel Bandwidth 10MHz	704.693mW (28.48dBm)	552.077mW (27.42dBm)	437.522mW (26.41dBm)	
		Channel Bandwidth 15MHz	703.072mW (28.47dBm)	563.638mW (27.51dBm)	439.542mW (26.43dBm)	
		Channel Bandwidth 20MHz	706.318mW (28.49dBm)	562.341mW (27.50dBm)	447.713mW (26.51dBm)	
	LTE Band 48	<b>Per 10M</b>				
		Channel Bandwidth 5MHz	185.780mW (22.69dBm)	145.546mW (21.63dBm)	117.761mW (20.71dBm)	
		Channel Bandwidth 10MHz	184.502mW (22.66dBm)	148.252mW (21.71dBm)	118.032mW (20.72dBm)	
		Channel Bandwidth 15MHz	186.638mW (22.71dBm)	148.594mW (21.72dBm)	116.413mW (20.66dBm)	
		Channel Bandwidth 20MHz	184.077mW (22.65dBm)	147.571mW (21.69dBm)	118.032mW (20.72dBm)	
		<b>Full Power</b>				
		Channel Bandwidth 5MHz	185.780mW (22.69dBm)	145.546mW (21.63dBm)	117.761mW (20.71dBm)	
		Channel Bandwidth 10MHz	184.502mW (22.66dBm)	148.252mW (21.71dBm)	118.032mW (20.72dBm)	
		Channel Bandwidth 15MHz	185.353mW (22.68dBm)	147.231mW (21.68dBm)	117.490mW (20.70dBm)	
		Channel Bandwidth 20MHz	185.780mW (22.69dBm)	146.893mW (21.67dBm)	116.950mW (20.68dBm)	
LTE Band 66		Channel Bandwidth 1.4MHz	554.626mW (27.44dBm)	441.570mW (26.45dBm)	351.560mW (25.46dBm)	
		Channel Bandwidth 3MHz	552.077mW (27.42dBm)	443.609mW (26.47dBm)	350.752mW (25.45dBm)	
		Channel Bandwidth 5MHz	554.626mW (27.44dBm)	442.588mW (26.46dBm)	348.337mW (25.42dBm)	
		Channel Bandwidth 10MHz	553.350mW (27.43dBm)	428.549mW (26.32dBm)	351.560mW (25.46dBm)	
	Channel Bandwidth 15MHz	552.077mW (27.42dBm)	443.609mW (26.47dBm)	348.337mW (25.42dBm)		
	Channel Bandwidth 20MHz	554.626mW (27.44dBm)	438.531mW (26.42dBm)	351.560mW (25.46dBm)		

Emission Designator			QPSK	16QAM	64QAM
	LTE Band 2	Channel Bandwidth 1.4MHz		1M09G7D	1M09D7W
Channel Bandwidth 3MHz			2M70G7D	2M70D7W	2M70D7W
Channel Bandwidth 5MHz			4M49G7D	4M49D7W	4M50D7W
Channel Bandwidth 10MHz			8M96G7D	8M96D7W	8M97D7W
Channel Bandwidth 15MHz			13M5G7D	13M5D7W	13M5D7W
Channel Bandwidth 20MHz			18M0G7D	18M0D7W	18M0D7W
LTE Band 7	Channel Bandwidth 5MHz		4M49G7D	4M49D7W	4M50D7W
	Channel Bandwidth 10MHz		8M96G7D	8M96D7W	8M97D7W
	Channel Bandwidth 15MHz		13M5G7D	13M5D7W	13M5D7W
	Channel Bandwidth 20MHz		17M9G7D	18M0D7W	18M0D7W
LTE Band 12	Channel Bandwidth 1.4MHz		1M09G7D	1M09D7W	1M09D7W
	Channel Bandwidth 3MHz		2M70G7D	2M70D7W	2M70D7W
	Channel Bandwidth 5MHz		4M49G7D	4M49D7W	4M50D7W
	Channel Bandwidth 10MHz		8M96G7D	8M96D7W	8M96D7W
LTE Band 48	Channel Bandwidth 5MHz		4M49G7D	4M49D7W	4M50D7W
	Channel Bandwidth 10MHz		8M96G7D	8M97D7W	8M97D7W
	Channel Bandwidth 15MHz		13M5G7D	13M5D7W	13M5D7W
	Channel Bandwidth 20MHz		17M9G7D	17M9D7W	17M9D7W
LTE Band 66	Channel Bandwidth 1.4MHz		1M09G7D	1M09D7W	1M09D7W
	Channel Bandwidth 3MHz		2M70G7D	2M70D7W	2M70D7W
	Channel Bandwidth 5MHz		4M49G7D	4M49D7W	4M50D7W
	Channel Bandwidth 10MHz		8M96G7D	8M97D7W	8M97D7W
	Channel Bandwidth 15MHz		13M5G7D	13M5D7W	13M5D7W
	Channel Bandwidth 20MHz		18M0G7D	18M0D7W	18M0D7W
Antenna Type	Refer to Note as below				
Antenna Connector	Refer to Note as below				
Accessory Device	NA				
Cable Supplied	NA				

Output Power / Emission Designator	n5+LTE Band 2		Maximum EIRP / ERP	Sum Bandwidth
		n5 (ERP)	313.329mW (24.96dBm)	17M9D7W
		LTE Band 2 (EIRP)	583.445mW (27.66dBm)	
			EIRP / ERP	MAX Sum Bandwidth
		n5 (ERP)	133.352mW (21.25dBm)	36M5D7W
		LTE Band 2 (EIRP)	492.040mW (26.92dBm)	
	n5+LTE Band 7		Maximum EIRP / ERP	Sum Bandwidth
		n5 (ERP)	313.329mW (24.96dBm)	31M4D7W
		LTE Band 7 (EIRP)	706.318mW (28.49dBm)	
			EIRP / ERP	MAX Sum Bandwidth
		n5 (ERP)	133.352mW (21.25dBm)	35M9D7W
		LTE Band 7 (EIRP)	509.331mW (27.07dBm)	
	n5+LTE Band 12		Maximum ERP	Sum Bandwidth
		n5 (ERP)	313.329mW (24.96dBm)	16M2D7W
		LTE Band 12 (ERP)	350.752mW (25.45dBm)	
			ERP	MAX Sum Bandwidth
		n5 (ERP)	133.352mW (21.25dBm)	26M9D7W
		LTE Band 12 (ERP)	193.197mW (22.86dBm)	
	n5+LTE Band 48		Maximum EIRP / ERP	Sum Bandwidth
		n5 (ERP)	313.329mW (24.96dBm)	17M9D7W
		LTE Band 48 (EIRP)	185.780mW (22.69dBm)	
			EIRP / ERP	MAX Sum Bandwidth
		n5 (ERP)	133.352mW (21.25dBm)	35M9D7W
		LTE Band 48 (EIRP)	165.577mW (22.19dBm)	
n5+LTE Band 66		Maximum EIRP / ERP	Sum Bandwidth	
	n5 (ERP)	313.329mW (24.96dBm)	17M9D7W	
	LTE Band 66 (EIRP)	554.626mW (27.44dBm)		
		EIRP / ERP	MAX Sum Bandwidth	
	n5 (ERP)	133.352mW (21.25dBm)	36M0D7W	
	LTE Band 66 (EIRP)	374.973mW (25.74dBm)		

**Note:**

1. There are four Difference HW of T99W175.

Brand	Model	HW
Foxconn	T99W175	1. 3G+LTE+Sub6+eSIM
		2. 3G+LTE+Sub6 only w/o eSIM
		3. 3G+LTE+Sub6+eSIM+GNSS connector
		4. 3G+LTE+Sub6 only+w/o eSIM+GNSS connector

\*After pre-testing, "HW: 1. 3G+LTE+Sub6+eSIM" is the worst for the final tests.

2. After pre-testing, "DFT-s-OFDM" is the worst for the final tests.

3. The following antennas were provided to the EUT.

Antenna No.	RF Chain No.	Brand	Model	Antenna Net Gain(dBi)	Frequency range (MHz)	Antenna Type	Connector Type
1		WHA YU	C107-511720-A	4.41	660~803	PCB	I-PEX
2		WHA YU	C107-511721-A	3.81 4.03	791~960 1447.9~1606	PCB	I-PEX
3		WHA YU	C107-511722-A	4.27 5.31	1710~2170 2500~2690	PCB	I-PEX
4		WHA YU	C107-511723-A	2.99 0.92	2300~2400 3500~3700	PCB	I-PEX
5		WHA YU	C107-511724-A	6.45	5150~5925	PCB	I-PEX
6		WHA YU	C107-511725-A	4.89	3400~3700	PCB	I-PEX
7		AVX	5000106-R1-X01	2.91	699~803	Monopole	I-PEX
8		AVX	5000107-R1-X01	2.59	791~960	Monopole	I-PEX
9		AVX	5000108-R1-X01	2.85	1427~1610	Monopole	I-PEX
10		AVX	5000109-R1-X01	2.23 2.94	1710~2200 5150~5925	Monopole	I-PEX
11		AVX	5000110-R1-X01	0.9	2300~2690	Monopole	I-PEX
12		AVX	5000111-R1-X01	0.87	3300~5000	Monopole	I-PEX
13	Tx1/ Rx1	Ethertronics	5003806	0.4 -1.61 0.39 2.95 1.98 0.38 0.83 2.31	698-821 824-960 1425-1515 1710-2200 2300-2690 3300-4200 4400-5000 5150-5925	PIFA	I-PEX
	Rx2	Ethertronics	5003807	-2.24 -4.52 2.87 2.99 2.93 2.91 2.23 -0.85 -3.04	716-821 824-960 1425-1515 1557-1610 1805-2200 2300-2690 3300-4200 4400-5000 5150-5925	PIFA	I-PEX
	Tx2/ Rx3	Ethertronics	5003806	2.21 2.25 -0.45 2.6	1710-2200 2300-2690 3300-4200 4400-5000	PIFA	I-PEX
	Rx4	Ethertronics	5003700	1.38 2.87 0.6 -2.09	1805-2200 2300-2690 3300-4200 4400-5000	PIFA	I-PEX

Antenna No.	RF Chain No.	Brand	Model	Antenna Net Gain(dBi)	Frequency range (MHz)	Antenna Type	Connector Type
14	Ant. 0 (TX/RX)	Master Wave	NA	2.4 2.2 2.9 2.9 2.9 NA	880~960 1020~2170 2545~2595 3565~3600 3900~4000 GPS	PCB	I-PEX
	Ant. 2 (TX/RX)	Master Wave	NA	NA 2.2 2.8 2.9 2.8 NA	880~960 1020~2170 2545~2595 3565~3600 3900~4000 GPS	PCB	I-PEX
	Ant. 1 (RX)	Master Wave	NA	NA 5.3 5.1 4.3 4.5 NA	880~960 1020~2170 2545~2595 3565~3600 3900~4000 GPS	PCB	I-PEX
	Ant. 3 (RX)	Master Wave	NA	1.3 6.8 3.7 6.4 6.2 3.7	880~960 1020~2170 2545~2595 3565~3600 3900~4000 GPS	PCB	I-PEX

\*The antenna for the final tests as following table.

	Band	Antenna
5G NR	5 (15kHz) /5/10/15/20	Antenna 2

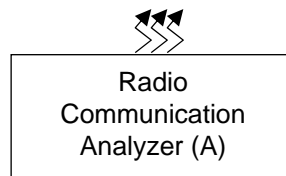
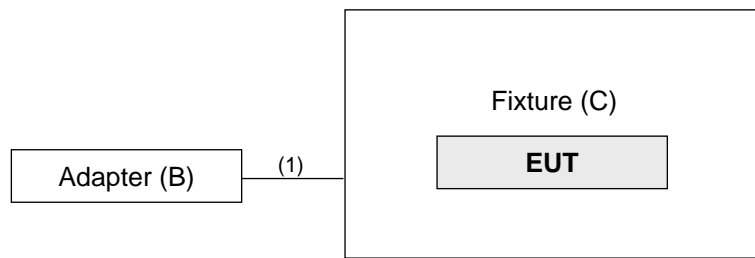
	Band	Antenna
LTE	2	Antenna 3
	7	Antenna 3
	12	Antenna 1
	48	Antenna 4
	66	Antenna 3

4. The EUT supports the following ENDC configuration.

	FCC 5G FR1			ENDC
	Band	SCS	Bandwidth (MHz)	
5G NR	n2	15kHz	5/10/15/20	Band 5/12/13/30/48/66
	n5	15kHz	5/10/15/20	Band 2/7/12/48/66
	n7	15kHz	5/10/15/20	Band 5/12
	n12	15kHz	5/10/15	Band 2/66
	n41	30kHz	20/40/50/60/80/90/100	Band 2/25/26/66/41
	n66	15kHz	5/10/15/20	Band 5/12/13/30/48/71
	n71	15kHz	5/10/15/20	Band 2/7/66



### 3.2 Configuration of System under Test



#### 3.2.1 Description of Support Units

The EUT has been tested as an independent unit together with other necessary accessories or support units. The following support units or accessories were used to form a representative test configuration during the tests.

ID	Product	Brand	Model No.	Serial No.	FCC ID	Remarks
A.	Radio Communication Analyzer	Anritsu	MT8821C	6261806803	NA	-
B.	Adapter	LITEON	PA-1050-39	NA	NA	-
C.	Fixture	NA	NA	NA	NA	Provided by client.

Note:

1. All power cords of the above support units are non-shielded (1.8m).
2. Item A acted as a communication partner to transfer data.

ID	Descriptions	Qty.	Length (m)	Shielding (Yes/No)	Cores (Qty.)	Remarks
1.	USB cable	1	1.5	Y	0	-

### 3.3 Test Mode Applicability and Tested Channel Detail

Pre-Scan has been conducted to determine the worst-case mode from all possible combinations between available modulations, data rates, XYZ axis and antenna ports. The worst case was found when positioned on Z-plane. Following channel(s) was (were) selected for the final test as listed below.

n5

EUT Configure Mode	Test item	Available channel	Tested channel	Channel Bandwidth	Modulation	Mode
-	ERP	165300 to 169300	165300(826.5MHz), 167300(836.5MHz), 169300(846.5MHz)	5MHz	$\pi/2$ BPSK / QPSK / 16QAM / 64QAM / 256QAM	1 RB / 0 RB Offset 1 RB / 12 RB Offset 1 RB / 24 RB Offset 12 RB / 0 RB Offset 12 RB / 6 RB Offset 12 RB / 13 RB Offset 25 RB / 0 RB Offset
		165800 to 168800	165800(829.0MHz), 167300(836.5MHz), 168800(844.0MHz)	10MHz	$\pi/2$ BPSK / QPSK / 16QAM / 64QAM / 256QAM	1 RB / 0 RB Offset 1 RB / 24 RB Offset 1 RB / 49 RB Offset 25 RB / 0 RB Offset 25 RB / 12 RB Offset 25 RB / 25 RB Offset 50 RB / 0 RB Offset
		166300 to 168300	166300(831.5MHz), 167300(836.5MHz), 168300(841.5MHz)	15MHz	$\pi/2$ BPSK / QPSK / 16QAM / 64QAM / 256QAM	1 RB / 0 RB Offset 1 RB / 37 RB Offset 1 RB / 74 RB Offset 36 RB / 0 RB Offset 36 RB / 19 RB Offset 36 RB / 39 RB Offset 75 RB / 0 RB Offset
		166800 to 167800	166800(834.0MHz), 167300(836.5MHz), 167800(839.0MHz)	20MHz	$\pi/2$ BPSK / QPSK / 16QAM / 64QAM / 256QAM	1 RB / 0 RB Offset 1 RB / 50 RB Offset 1 RB / 99 RB Offset 50 RB / 0 RB Offset 50 RB / 25 RB Offset 50 RB / 50 RB Offset 100 RB / 0 RB Offset
-	Modulation characteristics	166800 to 167800	167300(836.5MHz)	20MHz	$\pi/2$ BPSK / QPSK / 16QAM / 64QAM / 256QAM	106 RB / 0 RB Offset
-	Frequency Stability	165300 to 169300	165300(826.5MHz), 169300(846.5MHz)	5MHz	$\pi/2$ BPSK	12 RB / 0 RB Offset
		165800 to 168800	165800(829.0MHz), 168800(844.0MHz)	10MHz	$\pi/2$ BPSK	26 RB / 0 RB Offset
		166300 to 168300	166300(831.5MHz), 168300(841.5MHz)	15MHz	$\pi/2$ BPSK	39 RB / 0 RB Offset
		166800 to 167800	166800(834.0MHz), 167800(839.0MHz)	20MHz	$\pi/2$ BPSK	50 RB / 0 RB Offset
-	Occupied Bandwidth	165300 to 169300	165300(826.5MHz), 167300(836.5MHz), 169300(846.5MHz)	5MHz	$\pi/2$ BPSK / QPSK / 16QAM / 64QAM / 256QAM	12 RB / 0 RB Offset
		165800 to 168800	165800(829.0MHz), 167300(836.5MHz), 168800(844.0MHz)	10MHz	$\pi/2$ BPSK / QPSK / 16QAM / 64QAM / 256QAM	26 RB / 0 RB Offset
		166300 to 168300	166300(831.5MHz), 167300(836.5MHz), 168300(841.5MHz)	15MHz	$\pi/2$ BPSK / QPSK / 16QAM / 64QAM / 256QAM	39 RB / 0 RB Offset
		166800 to 167800	166800(834.0MHz), 167300(836.5MHz), 167800(839.0MHz)	20MHz	$\pi/2$ BPSK / QPSK / 16QAM / 64QAM / 256QAM	50 RB / 0 RB Offset

EUT Configure Mode	Test item	Available channel	Tested channel	Channel Bandwidth	Modulation	Mode
-	Band Edge	165300 to 169300	165300(826.5MHz), 169300(846.5MHz)	5MHz	$\pi/2$ BPSK	1 RB / 0 RB Offset 1 RB / 24 RB Offset 25 RB / 0 RB Offset
		165800 to 168800	165800(829.0MHz), 168800(844.0MHz)	10MHz	$\pi/2$ BPSK	1 RB / 0 RB Offset 1 RB / 51 RB Offset 52 RB / 0 RB Offset
		166300 to 168300	166300(831.5MHz), 168300(841.5MHz)	15MHz	$\pi/2$ BPSK	1 RB / 0 RB Offset 1 RB / 78 RB Offset 79 RB / 0 RB Offset
		166800 to 167800	166800(834.0MHz), 167800(839.0MHz)	20MHz	$\pi/2$ BPSK	1 RB / 0 RB Offset 1 RB / 105 RB Offset 106 RB / 0 RB Offset
-	Peak to Average Ratio	165300 to 169300	165300(826.5MHz), 167300(836.5MHz), 169300(846.5MHz)	5MHz	$\pi/2$ BPSK / QPSK / 16QAM / 64QAM / 256QAM	1 RB / 0 RB Offset
		165800 to 168800	165800(829.0MHz), 167300(836.5MHz), 168800(844.0MHz)	10MHz	$\pi/2$ BPSK / QPSK / 16QAM / 64QAM / 256QAM	1 RB / 0 RB Offset
		166300 to 168300	166300(831.5MHz), 167300(836.5MHz), 168300(841.5MHz)	15MHz	$\pi/2$ BPSK / QPSK / 16QAM / 64QAM / 256QAM	1 RB / 0 RB Offset
		166800 to 167800	166800(834.0MHz), 167300(836.5MHz), 167800(839.0MHz)	20MHz	$\pi/2$ BPSK / QPSK / 16QAM / 64QAM / 256QAM	1 RB / 0 RB Offset
-	Conducted Emission	165300 to 169300	165300(826.5MHz), 167300(836.5MHz), 169300(846.5MHz)	5MHz	$\pi/2$ BPSK	1 RB / 0 RB Offset
		165800 to 168800	165800(829.0MHz), 167300(836.5MHz), 168800(844.0MHz)	10MHz	$\pi/2$ BPSK	1 RB / 0 RB Offset
		166300 to 168300	166300(831.5MHz), 167300(836.5MHz), 168300(841.5MHz)	15MHz	$\pi/2$ BPSK	1 RB / 0 RB Offset
		166800 to 167800	166800(834.0MHz), 167300(836.5MHz), 167800(839.0MHz)	20MHz	$\pi/2$ BPSK	1 RB / 0 RB Offset
-	Radiated Emission Below 1GHz	165300 to 169300	165300(826.5MHz)	5MHz	$\pi/2$ BPSK	1 RB / 0 RB Offset
		166800 to 167800	166800(834.0MHz)	20MHz	$\pi/2$ BPSK	1 RB / 0 RB Offset
-	Radiated Emission Above 1GHz	165300 to 169300	165300(826.5MHz), 167300(836.5MHz), 169300(846.5MHz)	5MHz	$\pi/2$ BPSK	1 RB / 0 RB Offset
		165800 to 168800	165800(829.0MHz), 167300(836.5MHz), 168800(844.0MHz)	10MHz	$\pi/2$ BPSK	1 RB / 0 RB Offset
		166300 to 168300	166300(831.5MHz), 167300(836.5MHz), 168300(841.5MHz)	15MHz	$\pi/2$ BPSK	1 RB / 0 RB Offset
		166800 to 167800	166800(834.0MHz), 167300(836.5MHz), 167800(839.0MHz)	20MHz	$\pi/2$ BPSK	1 RB / 0 RB Offset

Note:

- The conducted output power for  $\pi/2$  BPSK, QPSK, 16QAM, 64QAM and 256QAM, measured value of  $\pi/2$  BPSK is higher than QPSK, 16QAM, 64QAM and 256QAM mode. Therefore, only EIRP, Modulation characteristics, occupied bandwidth and Peak to average ratio items had been tested under  $\pi/2$  BPSK, QPSK, 16QAM, 64QAM and 256QAM modes, the other test items were performed under  $\pi/2$  BPSK mode only.

LTE Band 2

EUT Configure Mode	Test item	Available channel	Tested Channel	Channel Bandwidth	Modulation	Mode
-	EIRP	18607 to 19193	18607 (1850.70MHz), 18900 (1880.00MHz), 19193 (1909.30MHz)	1.4MHz	QPSK / 16QAM / 64QAM	1 RB / 0 RB Offset 1 RB / 2 RB Offset 1 RB / 5 RB Offset 3 RB / 0 RB Offset 3 RB / 1 RB Offset 3 RB / 3 RB Offset 6 RB / 0 RB Offset
		18615 to 19185	18615 (1851.50MHz), 18900 (1880.00MHz), 19185 (1908.50MHz)	3MHz	QPSK / 16QAM / 64QAM	1 RB / 0 RB Offset 1 RB / 7 RB Offset 1 RB / 14 RB Offset 8 RB / 0 RB Offset 8 RB / 3 RB Offset 8 RB / 7 RB Offset 15 RB / 0 RB Offset
		18625 to 19175	18625 (1852.50MHz), 18900 (1880.00MHz), 19175 (1907.50MHz)	5MHz	QPSK / 16QAM / 64QAM	1 RB / 0 RB Offset 1 RB / 12 RB Offset 1 RB / 24 RB Offset 12 RB / 0 RB Offset 12 RB / 6 RB Offset 12 RB / 13 RB Offset 25 RB / 0 RB Offset
		18650 to 19150	18650 (1855.00MHz), 18900 (1880.00MHz), 19150 (1905.00MHz)	10MHz	QPSK / 16QAM / 64QAM	1 RB / 0 RB Offset 1 RB / 24 RB Offset 1 RB / 49 RB Offset 25 RB / 0 RB Offset 25 RB / 12 RB Offset 25 RB / 25 RB Offset 50 RB / 0 RB Offset
		18675 to 19125	18675 (1857.50MHz), 18900 (1880.00MHz), 19125 (1902.50MHz)	15MHz	QPSK / 16QAM / 64QAM	1 RB / 0 RB Offset 1 RB / 37 RB Offset 1 RB / 74 RB Offset 36 RB / 0 RB Offset 36 RB / 19 RB Offset 36 RB / 39 RB Offset 75 RB / 0 RB Offset
		18700 to 19100	18700 (1860.00MHz), 18900 (1880.00MHz), 19100 (1900.00MHz)	20MHz	QPSK / 16QAM / 64QAM	1 RB / 0 RB Offset 1 RB / 50 RB Offset 1 RB / 99 RB Offset 50 RB / 0 RB Offset 50 RB / 25 RB Offset 50 RB / 50 RB Offset 100 RB / 0 RB Offset
		-	Frequency Stability	18607 to 19193	18607 (1850.70MHz), 19193 (1909.30MHz)	1.4MHz
18615 to 19185	18615 (1851.50MHz), 19185 (1908.50MHz)			3MHz	QPSK	15 RB / 0 RB Offset
18625 to 19175	18625 (1852.50MHz), 19175 (1907.50MHz)			5MHz	QPSK	25 RB / 0 RB Offset
18650 to 19150	18650 (1855.00MHz), 19150 (1905.00MHz)			10MHz	QPSK	50 RB / 0 RB Offset
18675 to 19125	18675 (1857.50MHz), 19125 (1902.50MHz)			15MHz	QPSK	75 RB / 0 RB Offset
18700 to 19100	18700 (1860.00MHz), 19100 (1900.00MHz)			20MHz	QPSK	100 RB / 0 RB Offset

EUT Configure Mode	Test item	Available channel	Tested Channel	Channel Bandwidth	Modulation	Mode
-	Occupied Bandwidth	18607 to 19193	18607 (1850.70MHz), 18900 (1880.00MHz), 19193 (1909.30MHz)	1.4MHz	QPSK / 16QAM / 64QAM	5 RB / 0 RB Offset
		18615 to 19185	18615 (1851.50MHz), 18900 (1880.00MHz), 19185 (1908.50MHz)	3MHz	QPSK / 16QAM / 64QAM	15 RB / 0 RB Offset
		18625 to 19175	18625 (1852.50MHz), 18900 (1880.00MHz), 19175 (1907.50MHz)	5MHz	QPSK / 16QAM / 64QAM	25 RB / 0 RB Offset
		18650 to 19150	18650 (1855.00MHz), 18900 (1880.00MHz), 19150 (1905.00MHz)	10MHz	QPSK / 16QAM / 64QAM	50 RB / 0 RB Offset
		18675 to 19125	18675 (1857.50MHz), 18900 (1880.00MHz), 19125 (1902.50MHz)	15MHz	QPSK / 16QAM / 64QAM	75 RB / 0 RB Offset
		18700 to 19100	18700 (1860.00MHz), 18900 (1880.00MHz), 19100 (1900.00MHz)	20MHz	QPSK / 16QAM / 64QAM	100 RB / 0 RB Offset
-	Band Edge	18607 to 19193	18607 (1850.70MHz), 19193 (1909.30MHz)	1.4MHz	QPSK	1 RB / 0 RB Offset 1 RB / 5 RB Offset 6 RB / 0 RB Offset
		18615 to 19185	18615 (1851.50MHz), 19185 (1908.50MHz)	3MHz	QPSK	1 RB / 0 RB Offset 1 RB / 14 RB Offset 15 RB / 0 RB Offset
		18625 to 19175	18625 (1852.50MHz), 19175 (1907.50MHz)	5MHz	QPSK	1 RB / 0 RB Offset 1 RB / 24 RB Offset 25 RB / 0 RB Offset
		18650 to 19150	18650 (1855.00MHz), 19150 (1905.00MHz)	10MHz	QPSK	1 RB / 0 RB Offset 1 RB / 49 RB Offset 50 RB / 0 RB Offset
		18675 to 19125	18675 (1857.50MHz), 19125 (1902.50MHz)	15MHz	QPSK	1 RB / 0 RB Offset 1 RB / 74 RB Offset 75 RB / 0 RB Offset
		18700 to 19100	18700 (1860.00MHz), 19100 (1900.00MHz)	20MHz	QPSK	1 RB / 0 RB Offset 1 RB / 99 RB Offset 100 RB / 0 RB Offset
-	Peak to Average Ratio	18607 to 19193	18607 (1850.70MHz), 18900 (1880.00MHz), 19193 (1909.30MHz)	1.4MHz	QPSK / 16QAM / 64QAM	1 RB / 2 RB Offset
		18615 to 19185	18615 (1851.50MHz), 18900 (1880.00MHz), 19185 (1908.50MHz)	3MHz	QPSK / 16QAM / 64QAM	1 RB / 14 RB Offset
		18625 to 19175	18625 (1852.50MHz), 18900 (1880.00MHz), 19175 (1907.50MHz)	5MHz	QPSK / 16QAM / 64QAM	1 RB / 12 RB Offset
		18650 to 19150	18650 (1855.00MHz), 18900 (1880.00MHz), 19150 (1905.00MHz)	10MHz	QPSK / 16QAM / 64QAM	1 RB / 49 RB Offset
		18675 to 19125	18675 (1857.50MHz), 18900 (1880.00MHz), 19125 (1902.50MHz)	15MHz	QPSK / 16QAM / 64QAM	1 RB / 0 RB Offset
		18700 to 19100	18700 (1860.00MHz), 18900 (1880.00MHz), 19100 (1900.00MHz)	20MHz	QPSK / 16QAM / 64QAM	1 RB / 0 RB Offset

EUT Configure Mode	Test item	Available channel	Tested Channel	Channel Bandwidth	Modulation	Mode
-	Conducted Emission	18607 to 19193	18607 (1850.70MHz), 18900 (1880.00MHz), 19193 (1909.30MHz)	1.4MHz	QPSK	1 RB / 2 RB Offset
		18615 to 19185	18615 (1851.50MHz), 18900 (1880.00MHz), 19185 (1908.50MHz)	3MHz	QPSK	1 RB / 14 RB Offset
		18625 to 19175	18625 (1852.50MHz), 18900 (1880.00MHz), 19175 (1907.50MHz)	5MHz	QPSK	1 RB / 12 RB Offset
		18650 to 19150	18650 (1855.00MHz), 18900 (1880.00MHz), 19150 (1905.00MHz)	10MHz	QPSK	1 RB / 49 RB Offset
		18675 to 19125	18675 (1857.50MHz), 18900 (1880.00MHz), 19125 (1902.50MHz)	15MHz	QPSK	1 RB / 0 RB Offset
		18700 to 19100	18700 (1860.00MHz), 18900 (1880.00MHz), 19100 (1900.00MHz)	20MHz	QPSK	1 RB / 0 RB Offset
-	Radiated Emission Below 1GHz	18700 to 19100	18900 (1880.00MHz)	20MHz	QPSK	1 RB / 0 RB Offset
-	Radiated Emission Above 1GHz	18607 to 19193	18607 (1850.70MHz), 18900 (1880.00MHz), 19193 (1909.30MHz)	1.4MHz	QPSK	1 RB / 2 RB Offset
		18625 to 19175	18625 (1852.50MHz), 18900 (1880.00MHz), 19175 (1907.50MHz)	5MHz	QPSK	1 RB / 12 RB Offset
		18700 to 19100	18700 (1860.00MHz), 18900 (1880.00MHz), 19100 (1900.00MHz)	20MHz	QPSK	1 RB / 0 RB Offset

Note:

1. For radiated emission above 1GHz, according to 3GPP 36.521 Section 6.6.3.1.4, choose the lowest, 5MHz & highest channel bandwidth for final test.
2. The conducted output power for QPSK, 16QAM and 64QAM, measured value of QPSK is higher than 16QAM and 64QAM mode. Therefore, only EIRP, occupied bandwidth and Peak to average ratio items had been tested under QPSK, 16QAM and 64QAM modes, the other test items were performed under QPSK mode only.

LTE Band 7

EUT Configure Mode	Test item	Available channel	Tested channel	Channel Bandwidth	Modulation	Mode
-	EIRP	20775 to 21425	20775 (2502.5MHz), 21100 (2535.0MHz), 21425 (2567.5MHz)	5 MHz	QPSK / 16QAM / 64QAM	1 RB / 0 RB Offset 1 RB / 12 RB Offset 1 RB / 24 RB Offset 12 RB / 0 RB Offset 12 RB / 6 RB Offset 12 RB / 13 RB Offset 25 RB / 0 RB Offset
		20800 to 21400	20800 (2505.0MHz), 21100 (2535.0MHz), 21400 (2565.0MHz)	10 MHz	QPSK / 16QAM / 64QAM	1 RB / 0 RB Offset 1 RB / 24 RB Offset 1 RB / 49 RB Offset 25 RB / 0 RB Offset 25 RB / 12 RB Offset 25 RB / 25 RB Offset 50 RB / 0 RB Offset
		20825 to 21375	20825 (2507.5MHz), 21100 (2535.0MHz), 21375 (2562.5MHz)	15 MHz	QPSK / 16QAM / 64QAM	1 RB / 0 RB Offset 1 RB / 37 RB Offset 1 RB / 74 RB Offset 36 RB / 0 RB Offset 36 RB / 19 RB Offset 36 RB / 39 RB Offset 75 RB / 0 RB Offset
		20850 to 21350	20850 (2510.0MHz), 21100 (2535.0MHz), 21350 (2560.0MHz)	20 MHz	QPSK / 16QAM / 64QAM	1 RB / 0 RB Offset 1 RB / 50 RB Offset 1 RB / 99 RB Offset 50 RB / 0 RB Offset 50 RB / 25 RB Offset 50 RB / 50 RB Offset 100 RB / 0 RB Offset
-	Modulation Characteristics	20850 to 21350	21100 (2535.0MHz)	20MHz	QPSK / 16QAM / 64QAM	100 RB / 0 RB Offset
-	Frequency Stability	20775 to 21425	20775 (2502.5MHz), 21425 (2567.5MHz)	5 MHz	QPSK	25 RB / 0 RB Offset
		20800 to 21400	20800 (2505.0MHz), 21400 (2565.0MHz)	10 MHz	QPSK	50 RB / 0 RB Offset
		20825 to 21375	20825 (2507.5MHz), 21375 (2562.5MHz)	15 MHz	QPSK	75 RB / 0 RB Offset
		20850 to 21350	20850 (2510.0MHz), 21350 (2560.0MHz)	20 MHz	QPSK	100 RB / 0 RB Offset
-	Emission Bandwidth	20775 to 21425	20775 (2502.5MHz), 21100 (2535.0MHz), 21425 (2567.5MHz)	5 MHz	QPSK / 16QAM / 64QAM	25 RB / 0 RB Offset
		20800 to 21400	20800 (2505.0MHz), 21100 (2535.0MHz), 21400 (2565.0MHz)	10 MHz	QPSK / 16QAM / 64QAM	50 RB / 0 RB Offset
		20825 to 21375	20825 (2507.5MHz), 21100 (2535.0MHz), 21375 (2562.5MHz)	15 MHz	QPSK / 16QAM / 64QAM	75 RB / 0 RB Offset
		20850 to 21350	20850 (2510.0MHz), 21100 (2535.0MHz), 21350 (2560.0MHz)	20 MHz	QPSK / 16QAM / 64QAM	100 RB / 0 RB Offset
-	Emission Mask	20775 to 21425	20775 (2502.5MHz), 21100 (2535.0MHz), 21425 (2567.5MHz)	5 MHz	QPSK	1 RB / 0 RB Offset 1 RB / 24 RB Offset 25 RB / 0 RB Offset
		20800 to 21400	20800 (2505.0MHz), 21100 (2535.0MHz), 21400 (2565.0MHz)	10 MHz	QPSK	1 RB / 0 RB Offset 1 RB / 49 RB Offset 50 RB / 0 RB Offset
		20825 to 21375	20825 (2507.5MHz), 21100 (2535.0MHz), 21375 (2562.5MHz)	15 MHz	QPSK	1 RB / 0 RB Offset 1 RB / 74 RB Offset 75 RB / 0 RB Offset
		20850 to 21350	20850 (2510.0MHz), 21100 (2535.0MHz), 21350 (2560.0MHz)	20 MHz	QPSK	1 RB / 0 RB Offset 1 RB / 99 RB Offset 100 RB / 0 RB Offset

EUT Configure Mode	Test item	Available channel	Tested channel	Channel Bandwidth	Modulation	Mode
-	Peak to Average Ratio	20775 to 21425	20775 (2502.5MHz), 21100 (2535.0MHz), 21425 (2567.5MHz)	5 MHz	QPSK / 16QAM / 64QAM	1 RB / 0 RB Offset
		20800 to 21400	20800 (2505.0MHz), 21100 (2535.0MHz), 21400 (2565.0MHz)	10 MHz	QPSK / 16QAM / 64QAM	1 RB / 24 RB Offset
		20825 to 21375	20825 (2507.5MHz), 21100 (2535.0MHz), 21375 (2562.5MHz)	15 MHz	QPSK / 16QAM / 64QAM	1 RB / 37 RB Offset
		20850 to 21350	20850 (2510.0MHz), 21100 (2535.0MHz), 21350 (2560.0MHz)	20 MHz	QPSK / 16QAM / 64QAM	1 RB / 50 RB Offset
-	Conducted Emission	20775 to 21425	20775 (2502.5MHz), 21100 (2535.0MHz), 21425 (2567.5MHz)	5 MHz	QPSK	1 RB / 0 RB Offset
		20800 to 21400	20800 (2505.0MHz), 21100 (2535.0MHz), 21400 (2565.0MHz)	10 MHz	QPSK	1 RB / 24 RB Offset
		20825 to 21375	20825 (2507.5MHz), 21100 (2535.0MHz), 21375 (2562.5MHz)	15 MHz	QPSK	1 RB / 37 RB Offset
		20850 to 21350	20850 (2510.0MHz), 21100 (2535.0MHz), 21350 (2560.0MHz)	20 MHz	QPSK	1 RB / 50 RB Offset
-	Radiated Emission Below 1GHz	20850 to 21350	21100 (2535.0MHz)	20MHz	QPSK	1 RB / 50 RB Offset
-	Radiated Emission Above 1GHz	20775 to 21425	20775 (2502.5MHz), 21100 (2535.0MHz), 21425 (2567.5MHz)	5MHz	QPSK	1 RB / 0 RB Offset
		20850 to 21350	20850 (2510.0MHz), 21100 (2535.0MHz), 21350 (2560.0MHz)	20MHz	QPSK	1 RB / 50 RB Offset

Note:

1. For radiated emission above 1GHz, according to 3GPP 36.521 Section 6.6.3.1.4, choose 5MHz & 20 MHz channel bandwidth for final test.
2. The conducted output power for QPSK, 16QAM and 64QAM, measured value of QPSK is higher than 16QAM and 64QAM mode. Therefore, only EIRP, occupied bandwidth and Peak to average ratio items had been tested under QPSK, 16QAM and 64QAM modes, the other test items were performed under QPSK mode only.



LTE Band 12

EUT Configure Mode	Test item	Available channel	Tested channel	Channel Bandwidth	Modulation	Mode
-	ERP	23017 to 23173	23017(699.7MHz), 23095(707.5MHz), 23173(715.3MHz)	1.4MHz	QPSK / 16QAM / 64QAM	1 RB / 0 RB Offset 1 RB / 2 RB Offset 1 RB / 5 RB Offset 3 RB / 0 RB Offset 3 RB / 1 RB Offset 3 RB / 3 RB Offset 6 RB / 0 RB Offset
		23025 to 23165	23025(700.5MHz), 23095(707.5MHz), 23165(714.5MHz)	3MHz	QPSK / 16QAM / 64QAM	1 RB / 0 RB Offset 1 RB / 7 RB Offset 1 RB / 14 RB Offset 8 RB / 0 RB Offset 8 RB / 3 RB Offset 8 RB / 7 RB Offset 15 RB / 0 RB Offset
		23035 to 23155	23035(701.5MHz), 23095(707.5MHz), 23155(713.5MHz)	5MHz	QPSK / 16QAM / 64QAM	1 RB / 0 RB Offset 1 RB / 12 RB Offset 1 RB / 24 RB Offset 12 RB / 0 RB Offset 12 RB / 6 RB Offset 12 RB / 13 RB Offset 25 RB / 0 RB Offset
		23060 to 23130	23060(704.0MHz), 23095(707.5 MHz), 23130(711.0 MHz)	10MHz	QPSK / 16QAM / 64QAM	1 RB / 0 RB Offset 1 RB / 24 RB Offset 1 RB / 49 RB Offset 25 RB / 0 RB Offset 25 RB / 12 RB Offset 25 RB / 25 RB Offset 50 RB / 0 RB Offset
-	Frequency Stability	23017 to 23173	23017(699.7MHz), 23173(715.3MHz)	1.4MHz	QPSK	6 RB / 0 RB Offset
		23025 to 23165	23025(700.5MHz), 23165(714.5MHz)	3MHz	QPSK	15 RB / 0 RB Offset
		23035 to 23155	23035(701.5MHz), 23155(713.5MHz)	5MHz	QPSK	25 RB / 0 RB Offset
		23060 to 23130	23060(704.0MHz), 23130(711.0MHz)	10MHz	QPSK	50 RB / 0 RB Offset
-	Emission Bandwidth	23017 to 23173	23017(699.7MHz), 23095(707.5MHz), 23173(715.3MHz)	1.4MHz	QPSK / 16QAM / 64QAM	6 RB / 0 RB Offset
		23025 to 23165	23025(700.5MHz), 23095(707.5MHz), 23165(714.5MHz)	3MHz	QPSK / 16QAM / 64QAM	15 RB / 0 RB Offset
		23035 to 23155	23035(701.5MHz), 23095(707.5MHz), 23155(713.5MHz)	5MHz	QPSK / 16QAM / 64QAM	25 RB / 0 RB Offset
		23060 to 23130	23060(704.0MHz), 23095(707.5MHz), 23130(711.0MHz)	10MHz	QPSK / 16QAM / 64QAM	50 RB / 0 RB Offset
-	Band Edge	23017 to 23173	23017(699.7MHz), 23173(715.3MHz)	1.4MHz	QPSK	1 RB / 0 RB Offset 1 RB / 5 RB Offset 6 RB / 0 RB Offset
		23025 to 23165	23025(700.5MHz), 23165(714.5MHz)	3MHz	QPSK	1 RB / 0 RB Offset 1 RB / 14 RB Offset 15 RB / 0 RB Offset
		23035 to 23155	23035(701.5MHz), 23155(713.5MHz)	5MHz	QPSK	1 RB / 0 RB Offset 1 RB / 24 RB Offset 25 RB / 0 RB Offset
		23060 to 23130	23060(704.0MHz), 23130(711.0MHz)	10MHz	QPSK	1 RB / 0 RB Offset 1 RB / 49 RB Offset 50 RB / 0 RB Offset

EUT Configure Mode	Test item	Available channel	Tested channel	Channel Bandwidth	Modulation	Mode
-	Peak to Average Ratio	23017 to 23173	23017(699.7MHz), 23095(707.5MHz), 23173(715.3MHz)	1.4MHz	QPSK / 16QAM / 64QAM	1 RB / 2 RB Offset
		23025 to 23165	23025(700.5MHz), 23095(707.5MHz), 23165(714.5MHz)	3MHz	QPSK / 16QAM / 64QAM	1 RB / 0 RB Offset
		23035 to 23155	23035(701.5MHz), 23095(707.5MHz), 23155(713.5MHz)	5MHz	QPSK / 16QAM / 64QAM	1 RB / 12 RB Offset
		23060 to 23130	23060(704.0MHz), 23095(707.5MHz), 23130(711.0MHz)	10MHz	QPSK / 16QAM / 64QAM	1 RB / 49 RB Offset
-	Conducted Emission	23017 to 23173	23017(699.7MHz), 23095(707.5MHz), 23173(715.3MHz)	1.4MHz	QPSK	1 RB / 2 RB Offset
		23025 to 23165	23025(700.5MHz), 23095(707.5MHz), 23165(714.5MHz)	3MHz	QPSK	1 RB / 0 RB Offset
		23035 to 23155	23035(701.5MHz), 23095(707.5MHz), 23155(713.5MHz)	5MHz	QPSK	1 RB / 12 RB Offset
		23060 to 23130	23060(704.0MHz), 23095(707.5MHz), 23130(711.0MHz)	10MHz	QPSK	1 RB / 49 RB Offset
-	Radiated Emission Below 1GHz	23060 to 23130	23095(707.5MHz)	10MHz	QPSK	1 RB / 49 RB Offset
-	Radiated Emission Above 1GHz	23017 to 23173	23017(699.7MHz), 23095(707.5MHz), 23173(715.3MHz)	1.4MHz	QPSK	1 RB / 2 RB Offset
		23035 to 23155	23035(701.5MHz), 23095(707.5MHz), 23155(713.5MHz)	5MHz	QPSK	1 RB / 12 RB Offset
		23060 to 23130	23060(704.0MHz), 23095(707.5MHz), 23130(711.0MHz)	10MHz	QPSK	1 RB / 49 RB Offset

Note:

1. For radiated emission above 1GHz, according to 3GPP 36.521 Section 6.6.3.1.4, choose the lowest & 5MHz & highest channel bandwidth for final test.
2. The conducted output power for QPSK, 16QAM and 64QAM measured value of QPSK is higher than 16QAM and 64QAM mode. Therefore, only ERP, occupied bandwidth and Peak to average ratio items had been tested under QPSK, 16QAM and 64QAM modes, the other test items were performed under QPSK mode only.

LTE Band 48

Test Item	Available Channel	Tested Channel	Channel Bandwidth	Modulation	Mode
Maximum Output Power	55265 to 56715	55265 (3552.5MHz), 55990 (3625.0MHz), 56715 (3697.5MHz)	5MHz	QPSK / 16QAM / 64QAM	1 RB / 0 RB Offset 1 RB / 12 RB Offset 1 RB / 24 RB Offset 12 RB / 0 RB Offset 12 RB / 6 RB Offset 12 RB / 13 RB Offset 25 RB / 0 RB Offset
	55290 to 56690	55290 (3555.0MHz), 55990 (3625.0MHz), 56690 (3695.0MHz)	10MHz	QPSK / 16QAM / 64QAM	1 RB / 0 RB Offset 1 RB / 24 RB Offset 1 RB / 49 RB Offset 25 RB / 0 RB Offset 25 RB / 12 RB Offset 25 RB / 25 RB Offset 50 RB / 0 RB Offset
	55315 to 56665	55315 (3557.5MHz), 55990 (3625.0MHz), 56665 (3692.5MHz)	15MHz	QPSK / 16QAM / 64QAM	1 RB / 0 RB Offset 1 RB / 37 RB Offset 1 RB / 74 RB Offset 36 RB / 0 RB Offset 36 RB / 19 RB Offset 36 RB / 39 RB Offset 75 RB / 0 RB Offset
	55340 to 56640	55340 (3560.0MHz), 55990 (3625.0MHz), 56640 (3690.0MHz)	20MHz	QPSK / 16QAM / 64QAM	1 RB / 0 RB Offset 1 RB / 50 RB Offset 1 RB / 99 RB Offset 50 RB / 0 RB Offset 50 RB / 25 RB Offset 50 RB / 50 RB Offset 100 RB / 0 RB Offset
Frequency Stability	55265 to 56715	55265 (3552.5MHz), 56715 (3697.5MHz)	5MHz	QPSK	25 RB / 0 RB Offset
	55290 to 56690	55290 (3555.0MHz), 56690 (3695.0MHz)	10MHz	QPSK	50 RB / 0 RB Offset
	55315 to 56665	55315 (3557.5MHz), 56665 (3692.5MHz)	15MHz	QPSK	75 RB / 0 RB Offset
	55340 to 56640	55340 (3560.0MHz), 56640 (3690.0MHz)	20MHz	QPSK	100 RB / 0 RB Offset
Occupied Bandwidth	55265 to 56715	55265 (3552.5MHz), 55990 (3625.0MHz), 56715 (3697.5MHz)	5MHz	QPSK / 16QAM / 64QAM	25 RB / 0 RB Offset
	55290 to 56690	55290 (3555.0MHz), 55990 (3625.0MHz), 56690 (3695.0MHz)	10MHz	QPSK / 16QAM / 64QAM	50 RB / 0 RB Offset
	55315 to 56665	55315 (3557.5MHz), 55990 (3625.0MHz), 56665 (3692.5MHz)	15MHz	QPSK / 16QAM / 64QAM	75 RB / 0 RB Offset
	55340 to 56640	55340 (3560.0MHz), 55990 (3625.0MHz), 56640 (3690.0MHz)	20MHz	QPSK / 16QAM / 64QAM	100 RB / 0 RB Offset
Peak to Average Ratio	55265 to 56715	55265 (3552.5MHz), 55990 (3625.0MHz), 56715 (3697.5MHz)	5MHz	QPSK / 16QAM / 64QAM	1 RB / 0 RB Offset
	55290 to 56690	55290 (3555.0MHz), 55990 (3625.0MHz), 56690 (3695.0MHz)	10MHz	QPSK / 16QAM / 64QAM	1 RB / 0 RB Offset
	55315 to 56665	55315 (3557.5MHz), 55990 (3625.0MHz), 56665 (3692.5MHz)	15MHz	QPSK / 16QAM / 64QAM	1 RB / 0 RB Offset
	55340 to 56640	55340 (3560.0MHz), 55990 (3625.0MHz), 56640 (3690.0MHz)	20MHz	QPSK / 16QAM / 64QAM	1 RB / 0 RB Offset

Test Item	Available Channel	Tested Channel	Channel Bandwidth	Modulation	Mode
Conducted Emission	55265 to 56715	55265 (3552.5MHz), 55990 (3625.0MHz), 56715 (3697.5MHz)	5MHz	QPSK	1 RB / 0 RB Offset
	55290 to 56690	55290 (3555.0MHz), 55990 (3625.0MHz), 56690 (3695.0MHz)	10MHz	QPSK	1 RB / 0 RB Offset
	55315 to 56665	55315 (3557.5MHz), 55990 (3625.0MHz), 56665 (3692.5MHz)	15MHz	QPSK	1 RB / 0 RB Offset
	55340 to 56640	55340 (3560.0MHz), 55990 (3625.0MHz), 56640 (3690.0MHz)	20MHz	QPSK	1 RB / 0 RB Offset
Radiated Emission Below 1GHz	55265 to 56715	55990 (3625.0MHz)	5MHz	QPSK	1 RB / 0 RB Offset
Radiated Emission Above 1GHz	55265 to 56715	55265 (3552.5MHz), 55990 (3625.0MHz), 56715 (3697.5MHz)	5MHz	QPSK	1 RB / 0 RB Offset
	55340 to 56640	55340 (3560.0MHz), 55990 (3625.0MHz), 56640 (3690.0MHz)	20MHz	QPSK	1 RB / 0 RB Offset

**Note:**

1. This device was tested under all bandwidths, RB configurations and modulations. The worst case was found in QPSK modulation.
2. For radiated emission above 1GHz, according to 3GPP 36.521 Section 6.6.3.1.4, choose 5MHz & 20 MHz channel bandwidth for final test.

LTE Band 66

EUT Configure Mode	Test Item	Available Channel	Tested Channel	Channel Bandwidth	Modulation	Mode
-	EIRP	131979 to 132665	131979 (1710.7MHz), 132322 (1745.0MHz), 132665 (1779.3MHz)	1.4MHz	QPSK / 16QAM / 64QAM	1 RB / 0 RB Offset 1 RB / 2 RB Offset 1 RB / 5 RB Offset 3 RB / 0 RB Offset 3 RB / 1 RB Offset 3 RB / 3 RB Offset 6 RB / 0 RB Offset
		131987 to 132657	131987 (1711.5MHz), 132322 (1745.0MHz), 132657 (1778.5MHz)	3MHz	QPSK / 16QAM / 64QAM	1 RB / 0 RB Offset 1 RB / 7 RB Offset 1 RB / 14 RB Offset 8 RB / 0 RB Offset 8 RB / 3 RB Offset 8 RB / 7 RB Offset 15 RB / 0 RB Offset
		131997 to 132647	131997 (1712.5MHz), 132322 (1745.0MHz), 132647 (1777.5MHz)	5MHz	QPSK / 16QAM / 64QAM	1 RB / 0 RB Offset 1 RB / 12 RB Offset 1 RB / 24 RB Offset 12 RB / 0 RB Offset 12 RB / 6 RB Offset 12 RB / 13 RB Offset 25 RB / 0 RB Offset
		132022 to 132622	132022 (1715.0MHz), 132322 (1745.0MHz), 132622 (1775.0MHz)	10MHz	QPSK / 16QAM / 64QAM	1 RB / 0 RB Offset 1 RB / 24 RB Offset 1 RB / 49 RB Offset 25 RB / 0 RB Offset 25 RB / 12 RB Offset 25 RB / 25 RB Offset 50 RB / 0 RB Offset
		132047 to 132597	132047 (1717.5MHz), 132322 (1745.0MHz), 132597 (1772.5MHz)	15MHz	QPSK / 16QAM / 64QAM	1 RB / 0 RB Offset 1 RB / 37 RB Offset 1 RB / 74 RB Offset 36 RB / 0 RB Offset 36 RB / 19 RB Offset 36 RB / 39 RB Offset 75 RB / 0 RB Offset
		132072 to 132572	132072 (1720.0MHz), 132322 (1745.0MHz), 132572 (1770.0MHz)	20MHz	QPSK / 16QAM / 64QAM	1 RB / 0 RB Offset 1 RB / 50 RB Offset 1 RB / 99 RB Offset 50 RB / 0 RB Offset 50 RB / 25 RB Offset 50 RB / 50 RB Offset 100 RB / 0 RB Offset
-	Frequency Stability	131979 to 132665	131979 (1710.7MHz), 132665 (1779.3MHz)	1.4MHz	QPSK	6 RB / 0 RB Offset
		131987 to 132657	131987 (1711.5MHz), 132657 (1778.5MHz)	3MHz	QPSK	15 RB / 0 RB Offset
		131997 to 132647	131997 (1712.5MHz), 132647 (1777.5MHz)	5MHz	QPSK	25 RB / 0 RB Offset
		132022 to 132622	132022 (1715.0MHz), 132622 (1775.0MHz)	10MHz	QPSK	50 RB / 0 RB Offset
		132047 to 132597	132047 (1717.5MHz), 132597 (1772.5MHz)	15MHz	QPSK	75 RB / 0 RB Offset
		132072 to 132572	132072 (1720.0MHz), 132572 (1770.0MHz)	20MHz	QPSK	100 RB / 0 RB Offset

EUT Configure Mode	Test Item	Available Channel	Tested Channel	Channel Bandwidth	Modulation	Mode
-	Emission Bandwidth	131979 to 132665	131979 (1710.7MHz), 132322 (1745.0MHz), 132665 (1779.3MHz)	1.4MHz	QPSK / 16QAM / 64QAM	6 RB / 0 RB Offset
		131987 to 132657	131987 (1711.5MHz), 132322 (1745.0MHz), 132657 (1778.5MHz)	3MHz	QPSK / 16QAM / 64QAM	15 RB / 0 RB Offset
		131997 to 132647	131997 (1712.5MHz), 132322 (1745.0MHz), 132647 (1777.5MHz)	5MHz	QPSK / 16QAM / 64QAM	25 RB / 0 RB Offset
		132022 to 132622	132022 (1715.0MHz), 132322 (1745.0MHz), 132622 (1775.0MHz)	10MHz	QPSK / 16QAM / 64QAM	50 RB / 0 RB Offset
		132047 to 132597	132047 (1717.5MHz), 132322 (1745.0MHz), 132597 (1772.5MHz)	15MHz	QPSK / 16QAM / 64QAM	75 RB / 0 RB Offset
		132072 to 132572	132072 (1720.0MHz), 132322 (1745.0MHz), 132572 (1770.0MHz)	20MHz	QPSK / 16QAM / 64QAM	100 RB / 0 RB Offset
-	Band Edge	131979 to 132665	131979 (1710.7MHz), 132665 (1779.3MHz)	1.4MHz	QPSK	1 RB / 0 RB Offset 1 RB / 5 RB Offset 6 RB / 0 RB Offset
		131987 to 132657	131987 (1711.5MHz), 132657 (1778.5MHz)	3MHz	QPSK	1 RB / 0 RB Offset 1 RB / 14 RB Offset 15 RB / 0 RB Offset
		131997 to 132647	131997 (1712.5MHz), 132647 (1777.5MHz)	5MHz	QPSK	1 RB / 0 RB Offset 1 RB / 24 RB Offset 25 RB / 0 RB Offset
		132022 to 132622	132022 (1715.0MHz), 132622 (1775.0MHz)	10MHz	QPSK	1 RB / 0 RB Offset 1 RB / 49 RB Offset 50 RB / 0 RB Offset
		132047 to 132597	132047 (1717.5MHz), 132597 (1772.5MHz)	15MHz	QPSK	1 RB / 0 RB Offset 1 RB / 74 RB Offset 75 RB / 0 RB Offset
		132072 to 132572	132072 (1720.0MHz), 132572 (1770.0MHz)	20MHz	QPSK	1 RB / 0 RB Offset 1 RB / 99 RB Offset 100 RB / 0 RB Offset
-	Peak to Average Ratio	131979 to 132665	131979 (1710.7MHz), 132322 (1745.0MHz), 132665 (1779.3MHz)	1.4MHz	QPSK	1 RB / 2 RB Offset
		131987 to 132657	131987 (1711.5MHz), 132322 (1745.0MHz), 132657 (1778.5MHz)	3MHz	QPSK	1 RB / 7 RB Offset
		131997 to 132647	131997 (1712.5MHz), 132322 (1745.0MHz), 132647 (1777.5MHz)	5MHz	QPSK	1 RB / 24 RB Offset
		132022 to 132622	132022 (1715.0MHz), 132322 (1745.0MHz), 132622 (1775.0MHz)	10MHz	QPSK	7 RB / 49 RB Offset
		132047 to 132597	132047 (1717.5MHz), 132322 (1745.0MHz), 132597 (1772.5MHz)	15MHz	QPSK	1 RB / 0 RB Offset
		132072 to 132572	132072 (1720.0MHz), 132322 (1745.0MHz), 132572 (1770.0MHz)	20MHz	QPSK	1 RB / 50 RB Offset

EUT Configure Mode	Test Item	Available Channel	Tested Channel	Channel Bandwidth	Modulation	Mode
-	Conducted Emission	131979 to 132665	131979 (1710.7MHz), 132322 (1745.0MHz), 132665 (1779.3MHz)	1.4MHz	QPSK	1 RB / 2 RB Offset
		131987 to 132657	131987 (1711.5MHz), 132322 (1745.0MHz), 132657 (1778.5MHz)	3MHz	QPSK	1 RB / 7 RB Offset
		131997 to 132647	131997 (1712.5MHz), 132322 (1745.0MHz), 132647 (1777.5MHz)	5MHz	QPSK	1 RB / 24 RB Offset
		132022 to 132622	132022 (1715.0MHz), 132322 (1745.0MHz), 132622 (1775.0MHz)	10MHz	QPSK	7 RB / 49 RB Offset
		132047 to 132597	132047 (1717.5MHz), 132322 (1745.0MHz), 132597 (1772.5MHz)	15MHz	QPSK	1 RB / 0 RB Offset
		132072 to 132572	132072 (1720.0MHz), 132322 (1745.0MHz), 132572 (1770.0MHz)	20MHz	QPSK	1 RB / 50 RB Offset
-	Radiated Emission Below 1GHz	131997 to 132647	131997 (1712.5MHz)	5MHz	QPSK	1 RB / 24 RB Offset
-	Radiated Emission Above 1GHz	131979 to 132665	131979 (1710.7MHz), 132322 (1745.0MHz), 132665 (1779.3MHz)	1.4MHz	QPSK	1 RB / 2 RB Offset
		131997 to 132647	131997 (1712.5MHz), 132322 (1745.0MHz), 132647 (1777.5MHz)	5MHz	QPSK	1 RB / 24 RB Offset
		132072 to 132572	132072 (1720.0MHz), 132322 (1745.0MHz), 132572 (1770.0MHz)	20MHz	QPSK	1 RB / 50 RB Offset

**Note:**

- For radiated emission above 1GHz, according to 3GPP 36.521 Section 6.6.3.1.4, choose the lowest & 5MHz & highest channel bandwidth for final test.
- The conducted output power for QPSK, 16QAM and 64QAM measured value of QPSK is higher than 16QAM and 64QAM mode. Therefore, only ERP, occupied bandwidth and Peak to average ratio items had been tested under QPSK, 16QAM and 64QAM modes, the other test items were performed under QPSK mode only.

**Test Condition:**

Test Item	Environmental Conditions	Input Power (system)	Tested By
ERP	25deg. C, 70%RH	5Vdc	James Yang
Frequency Stability	24deg. C, 64%RH	5Vdc	James Yang
Occupied Bandwidth	24deg. C, 64%RH	5Vdc	James Yang
Band Edge	24deg. C, 64%RH	5Vdc	James Yang
Peak To Average Ratio	24deg. C, 64%RH	5Vdc	James Yang
Conducted Emission	24deg. C, 64%RH	5Vdc	James Yang
Radiated Emission	22deg. C, 68%RH	120Vac, 60Hz	Greg Lin

### **3.4 EUT Operating Conditions**

The EUT makes a call to the communication simulator. The communication simulator station system controlled a EUT to export maximum output power under transmission mode and specific channel frequency

### **3.5 General Description of Applied Standards and References**

The EUT is a RF Product. According to the specifications of the manufacturer, it must comply with the requirements of the following standards and References:

#### **Test Standard:**

**FCC 47 CFR Part 2**

**FCC 47 CFR Part 22**

**FCC 47 CFR Part 24**

**FCC 47 CFR Part 27**

**FCC 47 CFR Part 96**

**ANSI/TIA/EIA-603-D-2010**

**ANSI/TIA/EIA-603-E 2016**

**ANSI 63.26-2015**

All test items have been performed and recorded as per the above standards.

#### **References Test Guidance:**

**KDB 971168 D01 Power Meas License Digital Systems v03r01**

**KDB 971168 D02 Misc Rev Approv License Devices v02r01**

**KDB 940660 D01 Part 96 CBRS Eqpt v02**

All test items have been performed as a reference to the above KDB test guidance.



## 4 Test Types and Results

### 4.1 Output Power Measurement

#### 4.1.1 Limits of Output Power Measurement

For n5:

Mobile / Portable station are limited to 7 watts e.r.p.

For LTE Band 2:

Mobile / Portable station are limited to 2 watts e.r.p.

For LTE Band 7:

Mobile stations are limited to 2.0 watts EIRP. All user stations are limited to 2.0 watts transmitter output power.

For LTE Band 12:

Control and mobile stations in the 698-746 MHz, 746-757 MHz, 787-788 MHz and 805-806 MHz band are limited to 30 watts ERP.

Portable stations (hand-held devices) in the 600 MHz uplink band and the 698-746 MHz band, and fixed and mobile stations in the 600 MHz uplink, 746-757 MHz, 787-788 MHz and 805-806 MHz band are limited to 3 watts ERP.

For LTE Band 48

Device		Maximum Output Power (dBm/10 MHz)
<input checked="" type="checkbox"/>	End User Device	23
<input type="checkbox"/>	Category A CBSD	30
<input type="checkbox"/>	Category B CBSD	47

For LTE Band 66:

Mobile / Portable station are limited to 1 watts e.i.r.p.

#### 4.1.2 Test Procedures

##### Conducted Power Measurement:

The EUT was set up for the maximum power with 5GNR link data modulation and link up with simulator.

Set the EUT to transmit under low, middle and high channel and record the power level shown on simulator.

##### Maximum EIRP

The relevant equation for determining the maximum ERP or EIRP from the measured RF output power is given in Equation as follows:

$$\text{ERP or EIRP} = P_{\text{Meas}} + G_{\text{T}}$$

where

ERP or EIRP effective radiated power or equivalent isotropically radiated power, respectively  
(expressed in the same units as  $P_{\text{Meas}}$ , e.g., dBm or dBW)

$P_{\text{Meas}}$  measured transmitter output power or PSD, in dBm or dBW

$G_{\text{T}}$  gain of the transmitting antenna, in dBd (ERP) or dBi (EIRP)

### 4.1.3 Test Setup

Conducted Power Measurement:



For the actual test configuration, please refer to the attached file (Test Setup Photo).

#### 4.1.4 Test Results

##### Conducted Output Power (dBm)

		n5				
BW	MCS Index	RB Size	RB Offset	Low	Mid	High
		Channel		165300	167300	169300
		Frequency (MHz)		826.5	836.5	846.5
5M	$\pi/2$ BPSK	1	0	23.02	22.89	<b>23.27</b>
		1	12	22.99	23.26	22.81
		1	24	23.06	22.96	22.91
		12	0	22.85	22.80	22.88
		12	6	22.51	22.89	22.56
		12	13	22.89	22.60	22.81
		25	0	22.92	22.98	22.63
	QPSK	1	0	22.81	22.85	22.84
		1	12	22.94	22.85	23.05
		1	24	22.81	<b>23.08</b>	23.03
		12	0	22.66	22.63	22.72
		12	6	22.67	22.65	22.62
		12	13	22.60	22.76	22.79
		25	0	22.81	22.71	22.78
	16QAM	1	0	22.83	23.03	22.96
		1	12	22.92	22.71	<b>23.05</b>
		1	24	22.85	22.87	22.69
		12	0	22.74	22.78	22.86
		12	6	22.65	22.83	22.55
		12	13	22.51	22.80	22.73
		25	0	22.68	22.44	22.71
	64QAM	1	0	22.37	22.45	22.45
		1	12	<b>22.62</b>	22.59	22.20
		1	24	22.34	22.45	22.31
		12	0	22.44	22.27	22.33
		12	6	22.17	22.00	22.01
		12	13	22.09	22.37	22.46
		25	0	22.08	22.37	22.43
256QAM	1	0	20.07	20.06	19.90	
	1	12	<b>20.30</b>	20.12	19.93	
	1	24	19.87	19.69	19.62	
	12	0	19.21	19.51	19.17	
	12	6	19.61	19.43	19.39	
	12	13	19.44	19.33	19.81	
	25	0	19.43	19.11	19.34	

n5						
BW	MCS Index	RB Size	RB Offset	Low	Mid	High
		Channel		165800	167300	168800
		Frequency (MHz)		829.0	836.5	844.0
10M	$\pi/2$ BPSK	1	0	22.98	<b>23.23</b>	23.14
		1	26	23.05	23.17	22.97
		1	51	23.11	23.18	22.98
		26	0	22.58	23.00	22.50
		26	13	22.97	22.56	22.57
		26	26	22.67	22.66	22.93
		52	0	22.97	22.73	22.77
	QPSK	1	0	23.04	22.84	23.03
		1	26	22.94	<b>23.09</b>	22.99
		1	51	23.07	22.88	22.82
		26	0	22.62	22.68	22.62
		26	13	22.78	22.88	22.62
		26	26	22.85	22.68	22.85
		52	0	22.83	22.85	22.63
	16QAM	1	0	22.81	22.77	22.97
		1	26	<b>23.09</b>	22.82	22.82
		1	51	22.81	22.62	22.79
		26	0	22.71	22.78	22.42
		26	13	22.61	22.73	22.59
		26	26	22.52	22.56	22.47
		52	0	22.56	22.54	22.41
	64QAM	1	0	22.21	22.23	22.43
		1	26	22.34	22.62	22.58
		1	51	<b>22.69</b>	22.62	22.51
		26	0	22.37	22.27	22.48
		26	13	22.43	22.14	21.92
		26	26	22.47	21.96	22.48
		52	0	22.28	22.40	22.26
	256QAM	1	0	19.68	19.72	19.94
		1	26	19.70	19.99	<b>20.05</b>
		1	51	19.85	19.65	19.79
		26	0	19.92	19.75	19.37
		26	13	19.95	19.58	19.64
		26	26	19.68	19.89	19.38
		52	0	19.78	19.88	19.23

n5						
BW	MCS Index	RB Size	RB Offset	Low	Mid	High
		Channel		166300	167300	168300
		Frequency (MHz)		831.5	836.5	841.5
15M	$\pi/2$ BPSK	1	0	22.96	23.08	<b>23.30</b>
		1	39	22.85	23.13	23.15
		1	78	22.90	23.16	22.90
		39	0	22.95	22.71	22.53
		39	19	22.92	22.60	22.96
		39	40	22.75	23.00	22.92
		79	0	22.74	22.96	22.71
	QPSK	1	0	22.96	22.83	23.01
		1	39	<b>23.03</b>	22.87	22.91
		1	78	22.87	22.88	22.86
		39	0	22.79	22.72	22.63
		39	19	22.85	22.75	22.86
		39	40	22.90	22.72	22.88
		79	0	22.69	22.85	22.76
	16QAM	1	0	22.84	22.70	23.08
		1	39	22.63	23.06	<b>23.10</b>
		1	78	22.89	22.77	22.80
		39	0	22.54	22.85	22.69
		39	19	22.60	22.70	22.70
		39	40	22.62	22.53	22.79
		79	0	22.40	22.47	22.44
	64QAM	1	0	22.39	22.37	22.53
		1	39	22.24	22.59	22.51
		1	78	<b>22.68</b>	22.53	22.65
		39	0	21.92	21.98	22.37
		39	19	22.36	22.42	22.46
		39	40	22.15	22.47	22.13
		79	0	22.24	22.22	22.12
	256QAM	1	0	<b>20.24</b>	19.71	19.70
		1	39	20.11	20.07	20.05
1		78	20.15	20.17	20.18	
39		0	19.71	19.17	19.99	
39		19	19.86	19.91	19.78	
39		40	19.82	19.19	19.65	
79		0	19.70	19.98	19.84	

n5						
BW	MCS Index	RB Size	RB Offset	Low	Mid	High
		Channel		166800	167300	167800
		Frequency (MHz)		834	836.5	839
20M	$\pi/2$ BPSK	1	0	23.22	23.15	23.08
		1	53	23.02	<b>23.25</b>	22.96
		1	105	23.24	23.07	23.03
		50	0	22.95	22.55	22.63
		50	25	22.57	22.85	22.50
		50	50	22.86	22.96	22.90
		106	0	22.50	22.99	22.61
	QPSK	1	0	23.03	23.02	22.82
		1	53	<b>23.06</b>	22.90	23.05
		1	105	22.90	23.02	22.83
		50	0	22.84	22.73	22.87
		50	25	22.85	22.87	22.75
		50	50	22.87	22.87	22.90
		106	0	22.63	22.82	22.86
	16QAM	1	0	22.73	22.69	22.91
		1	53	22.83	22.84	22.99
		1	105	22.79	22.86	<b>23.04</b>
		50	0	22.66	22.77	22.48
		50	25	22.45	22.49	22.76
		50	50	22.71	22.86	22.43
		106	0	22.51	22.79	22.66
	64QAM	1	0	22.51	22.35	<b>22.68</b>
		1	53	22.34	22.53	22.65
		1	105	22.38	22.42	22.30
		50	0	22.08	22.09	22.23
		50	25	21.96	21.91	22.03
		50	50	22.02	22.16	22.16
		106	0	22.30	22.36	22.40
	256QAM	1	0	19.79	20.05	20.21
		1	53	20.12	19.77	19.85
		1	105	<b>20.30</b>	19.79	19.71
		50	0	19.89	19.84	19.29
		50	25	19.50	19.98	19.94
		50	50	19.43	19.21	19.98
		106	0	19.75	19.11	19.59

LTE Band 2						
BW	MCS Index	RB Size	RB Offset	Low	Mid	High
		Channel		18607	18900	19193
		Frequency (MHz)		1850.7	1880	1909.3
1.4M	QPSK	1	0	23.09	23.22	23.26
		1	2	23.00	23.31	<b>23.38</b>
		1	5	23.13	23.15	23.15
		3	0	22.76	22.45	22.27
		3	1	22.96	22.80	22.72
		3	3	22.30	22.53	22.41
		6	0	22.46	22.38	22.24
	16QAM	1	0	<b>22.40</b>	22.20	22.08
		1	2	22.23	22.10	22.23
		1	5	22.05	22.13	22.14
		3	0	21.21	21.49	21.30
		3	1	21.35	21.41	21.76
		3	3	21.83	21.79	21.61
		6	0	21.80	21.59	21.44
	64QAM	1	0	21.23	21.30	21.32
		1	2	21.21	<b>21.40</b>	21.38
		1	5	21.21	21.34	21.21
		3	0	20.38	20.87	20.77
		3	1	20.73	20.35	20.42
		3	3	20.34	20.88	20.74
		6	0	20.35	20.93	20.63

LTE Band 2						
BW	MCS Index	Channel		18615	18900	19185
		Frequency (MHz)		1851.5	1880	1908.5
3M	QPSK	1	0	23.19	23.07	23.11
		1	7	23.27	23.06	23.01
		1	14	23.20	23.23	23.23
		8	0	22.93	22.70	22.94
		8	3	22.98	22.34	22.75
		8	7	22.55	22.58	22.63
		15	0	22.46	22.94	22.40
	16QAM	1	0	22.12	22.04	22.38
		1	7	22.14	22.29	22.39
		1	14	22.38	22.22	22.13
		8	0	21.76	21.86	21.88
		8	3	21.79	21.56	21.80
		8	7	21.78	21.44	21.76
		15	0	21.20	21.80	21.51
	64QAM	1	0	21.20	21.26	21.04
		1	7	21.24	21.17	21.21
		1	14	21.27	21.13	21.07
		8	0	20.53	20.52	20.66
		8	3	20.66	20.78	20.34
		8	7	20.34	20.74	20.39
		15	0	20.96	20.32	20.73



LTE Band 2						
BW	MCS Index	Channel		18625	18900	19175
		Frequency (MHz)		1852.5	1880	1907.5
5M	QPSK	1	0	23.15	23.10	23.35
		1	12	23.33	<b>23.39</b>	23.18
		1	24	23.35	23.06	23.30
		12	0	22.65	22.89	22.39
		12	6	22.90	22.56	22.97
		12	13	22.66	22.49	22.77
		25	0	22.39	22.38	22.65
	16QAM	1	0	22.25	22.02	<b>22.39</b>
		1	12	22.19	22.04	22.13
		1	24	22.21	22.06	22.24
		12	0	21.73	21.74	21.38
		12	6	21.69	21.29	21.36
		12	13	21.30	21.28	21.88
		25	0	21.97	21.20	21.23
	64QAM	1	0	21.04	<b>21.35</b>	21.07
		1	12	21.24	21.11	21.06
		1	24	21.30	21.34	21.29
		12	0	20.76	20.43	20.62
		12	6	20.70	20.29	20.77
		12	13	20.63	20.38	20.64
		25	0	20.44	20.81	20.30

LTE Band 2						
BW	MCS Index	Channel		18650	18900	19150
		Frequency (MHz)		1855	1880	1905
10M	QPSK	1	0	23.23	23.00	23.08
		1	24	23.07	23.35	<b>23.37</b>
		1	49	23.06	23.11	23.00
		25	0	22.95	22.21	22.99
		25	12	22.58	22.83	22.95
		25	25	22.77	22.85	22.86
		50	0	22.47	22.58	22.82
	16QAM	1	0	22.05	22.09	22.00
		1	24	22.05	22.09	22.26
		1	49	<b>22.26</b>	22.08	22.04
		25	0	21.25	21.84	21.79
		25	12	21.39	21.63	21.74
		25	25	21.21	21.20	21.61
		50	0	21.67	22.00	21.42
	64QAM	1	0	21.05	21.11	21.32
		1	24	21.32	21.32	21.02
		1	49	21.31	<b>21.40</b>	21.23
		25	0	21.00	20.48	20.80
		25	12	20.20	20.41	20.57
		25	25	20.78	20.74	20.35
		50	0	20.24	20.60	20.92

LTE Band 2						
BW	MCS Index	Channel		18675	18900	19125
		Frequency (MHz)		1857.5	1880	1902.5
15M	QPSK	1	0	23.19	23.10	<b>23.37</b>
		1	37	23.24	23.00	23.33
		1	74	23.33	23.18	23.05
		36	0	22.61	22.38	22.52
		36	19	22.67	22.49	22.78
		36	39	22.36	22.52	22.71
		75	0	22.33	22.80	22.50
	16QAM	1	0	22.03	22.27	22.04
		1	37	22.09	22.17	22.24
		1	74	22.21	<b>22.32</b>	22.15
		36	0	21.31	21.64	21.29
		36	19	21.31	21.52	21.84
		36	39	21.76	21.61	21.51
		75	0	21.81	21.53	21.33
	64QAM	1	0	<b>21.39</b>	21.37	21.38
		1	37	21.33	21.09	21.28
		1	74	21.13	21.15	21.02
		36	0	20.85	20.42	20.23
		36	19	20.93	20.50	20.84
		36	39	20.37	20.57	20.55
		75	0	20.56	20.40	20.26

LTE Band 2						
BW	MCS Index	Channel		18700	18900	19100
		Frequency (MHz)		1860	1880	1900
20M	QPSK	1	0	<b>23.28</b>	23.11	23.19
		1	50	23.04	23.09	23.12
		1	99	23.08	23.16	23.27
		50	0	22.29	22.24	22.82
		50	25	22.41	22.81	22.53
		50	50	22.23	22.27	22.76
		100	0	22.32	22.36	22.65
	16QAM	1	0	22.04	<b>22.40</b>	22.19
		1	50	22.39	22.38	22.23
		1	99	22.03	22.26	22.08
		50	0	21.51	21.67	21.54
		50	25	21.43	21.82	21.53
		50	50	21.61	21.50	21.83
		100	0	21.46	21.95	21.83
	64QAM	1	0	21.26	21.28	21.12
		1	50	21.11	21.36	21.30
		1	99	21.35	21.28	<b>21.39</b>
		50	0	20.78	20.81	20.27
		50	25	20.24	20.85	20.80
		50	50	20.81	20.93	20.58
		100	0	20.99	20.28	20.26

LTE Band 7						
BW	MCS Index	Channel		20775	21100	21425
		Frequency (MHz)		2502.5	2535	2567.5
5M	QPSK	1	0	22.80	23.11	23.07
		1	12	22.84	23.13	23.01
		1	24	23.04	22.85	<b>23.13</b>
		12	0	22.41	22.48	22.61
		12	6	22.74	22.61	22.78
		12	13	22.86	22.73	22.76
		25	0	22.60	22.48	22.77
	16QAM	1	0	21.94	21.88	22.17
		1	12	<b>22.20</b>	21.82	21.94
		1	24	21.82	22.16	22.16
		12	0	21.79	21.68	21.33
		12	6	21.77	21.24	21.49
		12	13	21.76	21.59	21.28
		25	0	21.29	21.21	21.65
	64QAM	1	0	<b>21.18</b>	20.96	20.98
		1	12	20.87	20.93	20.93
		1	24	20.83	21.13	21.05
		12	0	20.70	20.79	20.57
		12	6	20.38	20.67	20.66
		12	13	20.71	20.82	20.34
		25	0	20.76	20.31	20.75

LTE Band 7						
BW	MCS Index	Channel		20800	21100	21400
		Frequency (MHz)		2505	2535	2565
10M	QPSK	1	0	22.82	22.82	23.06
		1	24	23.14	23.00	22.87
		1	49	<b>23.17</b>	22.94	22.91
		25	0	22.66	22.43	22.48
		25	12	22.74	22.64	22.52
		25	25	22.77	22.90	22.40
		50	0	22.43	22.41	22.41
	16QAM	1	0	22.10	22.10	21.80
		1	24	<b>22.11</b>	22.10	22.06
		1	49	21.85	21.83	22.09
		25	0	21.88	21.48	21.20
		25	12	21.31	21.50	21.46
		25	25	21.32	21.43	21.75
		50	0	21.89	21.40	21.84
	64QAM	1	0	20.82	20.91	20.95
		1	24	20.98	21.03	20.98
		1	49	<b>21.10</b>	20.86	20.84
		25	0	20.35	20.54	20.61
		25	12	20.88	20.63	20.62
		25	25	20.59	20.54	20.86
		50	0	20.64	20.74	20.39

LTE Band 7						
BW	MCS Index	Channel		20825	21100	21375
		Frequency (MHz)		2507.5	2535	2562.5
15M	QPSK	1	0	22.84	22.82	23.11
		1	37	22.92	23.16	23.11
		1	74	22.92	23.16	23.01
		36	0	22.85	22.44	22.60
		36	19	22.68	22.68	22.36
		36	39	22.71	22.73	22.69
		75	0	22.20	22.26	22.20
	16QAM	1	0	21.93	21.96	22.20
		1	37	21.85	22.06	22.03
		1	74	21.90	22.18	21.81
		36	0	21.41	21.90	21.46
		36	19	21.74	21.33	21.69
		36	39	21.68	21.89	21.21
		75	0	21.71	21.70	21.51
	64QAM	1	0	21.03	21.12	21.10
		1	37	20.81	20.88	20.96
		1	74	20.89	20.87	21.11
		36	0	20.57	20.45	20.54
		36	19	20.85	20.33	20.87
		36	39	20.33	20.82	20.64
		75	0	20.85	20.77	20.89

LTE Band 7						
BW	MCS Index	Channel		20850	21100	21350
		Frequency (MHz)		2510	2535	2560
20M	QPSK	1	0	22.97	<b>23.18</b>	23.05
		1	50	23.06	22.93	23.04
		1	99	23.09	22.92	22.92
		50	0	22.67	22.21	22.65
		50	25	22.23	22.28	22.61
		50	50	22.42	22.60	22.26
		100	0	22.35	22.43	22.38
	16QAM	1	0	21.99	22.12	22.17
		1	50	22.17	22.16	21.91
		1	99	<b>22.19</b>	22.02	22.08
		50	0	21.32	21.73	21.49
		50	25	21.88	21.72	21.24
		50	50	21.21	21.46	21.23
		100	0	21.84	21.41	21.76
	64QAM	1	0	20.82	21.20	21.19
		1	50	<b>21.20</b>	20.96	21.08
		1	99	21.17	20.81	21.20
		50	0	20.72	20.73	20.45
		50	25	20.86	20.54	20.82
		50	50	20.50	20.58	20.89
		100	0	20.72	20.27	20.72



LTE Band 12						
BW	MCS Index	Channel		23017	23095	23173
		Frequency (MHz)		699.7	707.5	715.3
1.4M	QPSK	1	0	23.05	22.95	23.03
		1	2	23.04	23.02	22.99
		1	5	23.01	22.80	23.05
		3	0	22.90	22.40	22.75
		3	1	22.26	22.87	22.65
		3	3	22.38	22.45	22.56
		6	0	22.43	22.66	22.76
	16QAM	1	0	21.93	22.12	21.90
		1	2	22.12	22.19	22.00
		1	5	22.13	21.90	21.81
		3	0	21.35	21.73	21.20
		3	1	21.90	21.89	21.55
		3	3	21.55	21.89	21.27
		6	0	21.73	21.76	21.22
	64QAM	1	0	20.91	21.02	20.91
		1	2	21.13	21.02	20.96
		1	5	21.12	20.89	21.13
		3	0	20.36	20.73	20.47
		3	1	20.60	20.69	20.22
		3	3	20.46	20.42	20.68
		6	0	20.74	20.77	20.42

LTE Band 12						
BW	MCS Index	Channel		23025	23095	23165
		Frequency (MHz)		700.5	707.5	714.5
3M	QPSK	1	0	23.01	23.02	22.94
		1	7	23.03	23.02	22.93
		1	14	23.18	<b>23.19</b>	23.05
		8	0	22.43	22.38	22.23
		8	3	22.85	22.65	22.84
		8	7	22.68	22.30	22.83
		15	0	22.55	22.72	22.69
	16QAM	1	0	21.92	<b>22.20</b>	22.06
		1	7	22.16	21.89	21.91
		1	14	21.90	21.84	21.91
		8	0	21.86	21.55	21.59
		8	3	21.56	21.59	21.61
		8	7	21.25	21.49	21.21
		15	0	21.82	21.25	21.46
	64QAM	1	0	20.95	20.95	20.95
		1	7	20.86	<b>21.10</b>	20.96
		1	14	20.94	20.80	21.06
		8	0	20.24	20.34	20.45
		8	3	20.62	20.47	20.36
		8	7	20.77	20.61	20.39
		15	0	20.72	20.65	20.45

LTE Band 12						
BW	MCS Index	Channel		23035	23095	23155
		Frequency (MHz)		701.5	707.5	713.5
5M	QPSK	1	0	22.98	22.97	22.95
		1	12	<b>23.14</b>	22.82	22.86
		1	24	22.82	23.05	22.88
		12	0	22.21	22.86	22.73
		12	6	22.68	22.67	22.54
		12	13	22.33	22.52	22.53
		25	0	22.54	22.46	22.79
	16QAM	1	0	22.07	22.11	22.06
		1	12	22.10	21.94	22.14
		1	24	<b>22.20</b>	21.82	22.16
		12	0	21.35	21.57	21.48
		12	6	21.67	21.56	21.85
		12	13	21.50	21.63	21.84
		25	0	21.25	21.58	21.32
	64QAM	1	0	21.07	20.86	20.80
		1	12	21.02	21.10	<b>21.19</b>
		1	24	20.83	20.82	21.02
		12	0	20.22	20.50	20.62
		12	6	20.37	20.25	20.47
		12	13	20.20	20.84	20.44
		25	0	20.82	20.58	20.43

LTE Band 12						
BW	MCS Index	Channel		23060	23095	23130
		Frequency (MHz)		704	707.5	711
10M	QPSK	1	0	23.01	22.87	23.05
		1	24	22.86	23.16	23.06
		1	49	<b>23.18</b>	23.02	22.87
		25	0	22.79	22.55	22.90
		25	12	22.78	22.89	22.52
		25	25	22.35	22.42	22.72
		50	0	22.69	22.37	22.41
	16QAM	1	0	21.93	22.00	21.89
		1	24	<b>22.20</b>	22.13	21.90
		1	49	22.06	21.81	21.87
		25	0	21.76	21.31	21.47
		25	12	21.48	21.76	21.63
		25	25	21.77	21.34	21.49
		50	0	21.36	21.64	21.21
	64QAM	1	0	21.06	20.92	20.90
		1	24	20.96	20.99	21.06
		1	49	<b>21.13</b>	20.95	20.90
		25	0	20.50	20.82	20.31
		25	12	20.28	20.68	20.44
		25	25	20.65	20.67	20.43
		50	0	20.60	20.23	20.86

LTE Band 48 (Per 10M)						
BW	MCS Index	Channel		55265	55990	56715
		Frequency (MHz)		3552.5	3625	3697.5
5M	QPSK	1	0	21.64	21.46	21.54
		1	12	21.48	21.71	21.69
		1	24	21.70	21.67	<b>21.77</b>
		12	0	20.67	20.60	20.99
		12	6	21.07	21.08	20.93
		12	13	21.15	20.78	20.77
		25	0	20.79	20.97	21.25
	16QAM	1	0	20.43	20.60	20.64
		1	12	<b>20.71</b>	20.62	20.60
		1	24	20.53	20.48	20.52
		12	0	19.90	20.28	20.13
		12	6	19.64	20.12	19.76
		12	13	20.18	19.78	19.86
		25	0	20.02	20.25	19.78
	64QAM	1	0	19.44	19.57	19.62
		1	12	19.60	19.74	19.69
		1	24	19.58	<b>19.79</b>	19.68
		12	0	18.96	19.12	18.60
		12	6	18.89	19.04	18.65
		12	13	19.26	18.60	19.10
		25	0	19.03	19.09	18.83

LTE Band 48 (Per 10M)						
BW	MCS Index	Channel		55290	55990	56690
		Frequency (MHz)		3555	3625	3695
10M	QPSK	1	0	21.40	21.53	21.52
		1	24	21.63	21.51	<b>21.74</b>
		1	49	21.63	21.47	21.56
		25	0	20.67	21.21	20.70
		25	12	20.92	20.94	21.27
		25	25	20.71	21.17	20.61
		50	0	21.04	20.75	20.74
	16QAM	1	0	20.69	20.73	<b>20.79</b>
		1	24	20.41	20.41	20.67
		1	49	20.52	20.75	20.76
		25	0	20.08	19.83	20.01
		25	12	20.10	20.23	20.18
		25	25	20.02	20.02	20.20
		50	0	20.23	20.23	19.60
	64QAM	1	0	<b>19.80</b>	19.46	19.66
		1	24	19.63	19.58	19.49
		1	49	19.68	19.47	19.44
		25	0	18.88	19.16	19.28
		25	12	18.60	19.10	19.07
		25	25	19.13	18.99	18.66
		50	0	18.79	19.07	18.85

LTE Band 48 (Per 10M)						
BW	MCS Index	Channel		55315	55990	56665
		Frequency (MHz)		3557.5	3625	3692.5
15M	QPSK	1	0	21.73	21.47	21.42
		1	37	21.64	21.43	21.68
		1	74	21.40	21.61	<b>21.79</b>
		36	0	21.30	21.29	20.80
		36	19	20.92	20.82	20.86
		36	39	21.01	21.27	20.71
		75	0	19.28	18.64	19.18
	16QAM	1	0	20.75	20.58	20.70
		1	37	20.60	<b>20.80</b>	20.64
		1	74	20.78	20.63	20.54
		36	0	19.85	19.70	20.05
		36	19	19.91	19.93	20.10
		36	39	20.06	20.10	20.01
		75	0	18.00	17.73	18.05
	64QAM	1	0	<b>19.74</b>	19.48	19.67
		1	37	19.46	19.46	19.62
		1	74	<b>19.74</b>	<b>19.74</b>	19.69
		36	0	18.80	18.64	19.27
		36	19	18.64	19.10	18.84
		36	39	19.13	18.83	19.21
		75	0	16.97	17.08	16.75

LTE Band 48 (Per 10M)						
BW	MCS Index	Channel		55340	55990	56640
		Frequency (MHz)		3560	3625	3690
20M	QPSK	1	0	21.62	<b>21.73</b>	21.42
		1	50	21.56	21.61	21.66
		1	99	21.65	21.40	21.40
		50	0	21.09	20.78	20.93
		50	25	21.01	20.94	20.85
		50	50	20.88	21.28	21.04
		100	0	18.08	17.67	17.78
	16QAM	1	0	20.59	20.56	20.52
		1	50	20.64	20.66	20.41
		1	99	20.45	<b>20.77</b>	20.45
		50	0	19.97	20.11	20.24
		50	25	19.77	20.24	20.28
		50	50	19.88	19.74	19.70
		100	0	17.01	16.64	17.22
	64QAM	1	0	19.40	19.66	19.56
		1	50	19.78	<b>19.80</b>	19.53
		1	99	19.41	19.69	19.60
		50	0	18.80	18.75	18.82
		50	25	18.98	19.29	19.21
		50	50	19.10	19.20	18.94
		100	0	15.76	15.89	15.74



LTE Band 48 (Full Power)						
BW	MCS Index	Channel		55265	55990	56715
		Frequency (MHz)		3552.5	3625	3697.5
5M	QPSK	1	0	21.64	21.46	21.54
		1	12	21.48	21.71	21.69
		1	24	21.70	21.67	<b>21.77</b>
		12	0	20.67	20.60	20.99
		12	6	21.07	21.08	20.93
		12	13	21.15	20.78	20.77
		25	0	20.79	20.97	21.25
	16QAM	1	0	20.43	20.60	20.64
		1	12	<b>20.71</b>	20.62	20.60
		1	24	20.53	20.48	20.52
		12	0	19.90	20.28	20.13
		12	6	19.64	20.12	19.76
		12	13	20.18	19.78	19.86
		25	0	20.02	20.25	19.78
	64QAM	1	0	19.44	19.57	19.62
		1	12	19.60	19.74	19.69
		1	24	19.58	<b>19.79</b>	19.68
		12	0	18.96	19.12	18.60
		12	6	18.89	19.04	18.65
		12	13	19.26	18.60	19.10
		25	0	19.03	19.09	18.83

LTE Band 48 (Full Power)						
BW	MCS Index	Channel		55290	55990	56690
		Frequency (MHz)		3555	3625	3695
10M	QPSK	1	0	21.40	21.53	21.52
		1	24	21.63	21.51	<b>21.74</b>
		1	49	21.63	21.47	21.56
		25	0	20.67	21.21	20.70
		25	12	20.92	20.94	21.27
		25	25	20.71	21.17	20.61
		50	0	21.04	20.75	20.74
	16QAM	1	0	20.69	20.73	<b>20.79</b>
		1	24	20.41	20.41	20.67
		1	49	20.52	20.75	20.76
		25	0	20.08	19.83	20.01
		25	12	20.10	20.23	20.18
		25	25	20.02	20.02	20.20
		50	0	20.23	20.23	19.60
	64QAM	1	0	<b>19.80</b>	19.46	19.66
		1	24	19.63	19.58	19.49
		1	49	19.68	19.47	19.44
		25	0	18.88	19.16	19.28
		25	12	18.60	19.10	19.07
		25	25	19.13	18.99	18.66
		50	0	18.79	19.07	18.85

LTE Band 48 (Full Power)						
BW	MCS Index	Channel		55315	55990	56665
		Frequency (MHz)		3557.5	3625	3692.5
15M	QPSK	1	0	21.55	21.42	<b>21.76</b>
		1	37	21.74	21.46	21.45
		1	74	21.74	21.51	21.72
		36	0	20.63	20.93	20.97
		36	19	20.70	21.29	21.00
		36	39	21.03	20.65	20.96
		75	0	20.69	21.16	20.99
	16QAM	1	0	20.58	<b>20.76</b>	20.75
		1	37	20.68	20.52	20.67
		1	74	20.55	20.45	20.46
		36	0	19.98	19.76	19.97
		36	19	19.64	19.62	20.10
		36	39	20.17	19.80	20.24
		75	0	20.00	20.17	20.25
	64QAM	1	0	19.76	19.54	19.59
		1	37	19.56	19.61	19.65
		1	74	19.41	19.62	<b>19.78</b>
		36	0	19.28	18.95	18.69
		36	19	18.73	19.07	19.04
		36	39	19.28	19.01	18.91
		75	0	18.74	19.00	18.85

LTE Band 48 (Full Power)						
BW	MCS Index	Channel		55340	55990	56640
		Frequency (MHz)		3560	3625	3690
20M	QPSK	1	0	21.70	<b>21.77</b>	21.75
		1	50	21.67	21.51	21.52
		1	99	21.73	21.74	21.54
		50	0	20.91	20.69	20.83
		50	25	21.07	20.78	21.04
		50	50	21.21	20.74	20.95
		100	0	21.27	20.92	21.08
	16QAM	1	0	20.52	20.49	20.67
		1	50	<b>20.75</b>	20.69	20.72
		1	99	<b>20.75</b>	20.59	20.70
		50	0	19.73	20.10	19.66
		50	25	20.19	20.24	19.91
		50	50	20.00	19.81	19.75
		100	0	20.16	19.76	20.05
	64QAM	1	0	19.40	19.44	19.54
		1	50	<b>19.76</b>	19.51	19.74
		1	99	19.44	19.42	19.40
		50	0	18.96	18.73	18.91
		50	25	19.01	18.89	18.95
		50	50	18.71	18.63	18.74
		100	0	18.77	19.22	18.61

LTE Band 66						
BW	MCS Index	Channel		131979	132322	132665
		Frequency (MHz)		1710.7	1745	1779.3
1.4M	QPSK	1	0	23.15	22.88	22.94
		1	2	22.91	23.13	<b>23.17</b>
		1	5	22.91	22.99	23.14
		3	0	22.45	22.37	22.43
		3	1	22.77	22.56	22.36
		3	3	22.45	22.46	22.25
		6	0	22.45	22.21	22.80
	16QAM	1	0	21.92	22.09	22.11
		1	2	21.87	21.82	<b>22.18</b>
		1	5	21.97	21.85	21.89
		3	0	21.90	21.26	21.56
		3	1	21.28	21.73	21.56
		3	3	21.26	21.40	21.58
		6	0	21.20	21.87	21.60
	64QAM	1	0	21.17	20.82	21.17
		1	2	<b>21.19</b>	21.13	21.13
		1	5	21.17	20.87	21.01
		3	0	20.79	20.64	20.85
		3	1	20.31	20.87	20.70
		3	3	20.43	20.50	20.26
		6	0	20.59	20.77	20.53

LTE Band 66						
BW	MCS Index	Channel		131987	132322	132657
		Frequency (MHz)		1711.5	1745	1778.5
3M	QPSK	1	0	23.15	22.98	22.91
		1	7	23.04	23.09	23.06
		1	14	22.89	22.87	22.87
		8	0	22.30	22.89	22.73
		8	3	22.51	22.39	22.22
		8	7	22.71	22.24	22.34
		15	0	22.79	22.47	22.61
	16QAM	1	0	21.87	22.20	21.87
		1	7	21.89	22.10	22.12
		1	14	22.20	22.20	21.94
		8	0	21.65	21.88	21.56
		8	3	21.58	21.35	21.21
		8	7	21.42	21.51	21.60
		15	0	21.88	21.33	21.42
	64QAM	1	0	21.01	21.18	21.15
		1	7	20.83	21.14	20.93
		1	14	20.80	20.82	21.07
		8	0	20.33	20.34	20.78
		8	3	20.28	20.29	20.20
		8	7	20.37	20.59	20.64
		15	0	20.88	20.46	20.57

LTE Band 66						
BW	MCS Index	Channel		131997	132322	132647
		Frequency (MHz)		1712.5	1745	1777.5
5M	QPSK	1	0	22.95	23.05	<b>23.17</b>
		1	12	22.92	23.13	22.87
		1	24	22.91	23.09	22.95
		12	0	22.85	22.70	22.28
		12	6	22.85	22.66	22.90
		12	13	22.59	22.38	22.80
		25	0	22.23	22.20	22.51
	16QAM	1	0	22.13	<b>22.19</b>	22.10
		1	12	22.13	21.87	22.04
		1	24	22.07	22.11	21.85
		12	0	21.34	21.65	21.88
		12	6	21.81	21.55	21.67
		12	13	21.73	21.49	21.43
		25	0	21.66	21.44	21.74
	64QAM	1	0	20.94	21.14	20.96
		1	12	21.06	<b>21.15</b>	21.01
		1	24	20.90	20.95	20.95
		12	0	20.56	20.87	20.75
		12	6	20.23	20.67	20.73
		12	13	20.69	20.86	20.20
		25	0	20.30	20.59	20.83

LTE Band 66						
BW	MCS Index	Channel		132022	132322	132622
		Frequency (MHz)		1715	1745	1775
10M	QPSK	1	0	23.09	23.03	22.87
		1	24	22.90	22.80	22.93
		1	49	23.03	<b>23.16</b>	23.11
		25	0	22.24	22.75	22.72
		25	12	22.76	22.42	22.28
		25	25	22.59	22.29	22.57
		50	0	22.40	22.31	22.32
	16QAM	1	0	21.80	21.98	21.84
		1	24	21.89	21.89	22.01
		1	49	22.02	<b>22.05</b>	21.93
		25	0	21.52	21.55	21.89
		25	12	21.25	21.47	21.47
		25	25	21.76	21.43	21.33
		50	0	21.24	21.74	21.68
	64QAM	1	0	21.09	20.87	21.11
		1	24	21.15	21.01	<b>21.19</b>
		1	49	20.89	21.18	20.81
		25	0	20.34	20.26	20.75
		25	12	20.50	20.59	20.84
		25	25	20.81	20.58	20.57
		50	0	20.77	20.37	20.78



LTE Band 66						
BW	MCS Index	Channel		132047	132322	132597
		Frequency (MHz)		1717.5	1745	1772.5
15M	QPSK	1	0	22.98	<b>23.15</b>	23.10
		1	37	22.97	22.98	23.00
		1	74	22.99	23.04	23.04
		36	0	22.63	22.31	22.90
		36	19	22.56	22.30	22.20
		36	39	22.53	22.69	22.47
		75	0	22.90	22.62	22.55
	16QAM	1	0	21.84	21.81	<b>22.20</b>
		1	37	21.89	21.88	22.15
		1	74	21.87	22.18	22.07
		36	0	21.30	21.37	21.76
		36	19	21.28	21.56	21.54
		36	39	21.74	21.43	21.45
		75	0	21.22	21.59	21.78
	64QAM	1	0	20.91	21.10	21.06
		1	37	<b>21.15</b>	20.89	21.08
		1	74	20.93	20.87	20.83
		36	0	20.72	20.71	20.21
		36	19	20.48	20.48	20.83
		36	39	20.45	20.71	20.45
		75	0	20.90	20.67	20.74

LTE Band 66						
BW	MCS Index	Channel		132072	132322	132575
		Frequency (MHz)		1720	1745	1770
20M	QPSK	1	0	23.12	23.06	22.85
		1	50	22.94	23.03	<b>23.17</b>
		1	99	22.82	23.09	22.93
		50	0	22.74	22.46	22.87
		50	25	22.89	22.59	22.62
		50	50	22.51	22.25	22.77
		100	0	22.55	22.51	22.69
	16QAM	1	0	<b>22.15</b>	21.86	22.04
		1	50	21.89	21.92	22.14
		1	99	21.83	22.09	21.83
		50	0	21.81	21.42	21.38
		50	25	21.28	21.78	21.70
		50	50	21.73	21.51	21.52
		100	0	21.66	21.30	21.47
	64QAM	1	0	<b>21.19</b>	20.87	21.05
		1	50	21.14	20.92	20.81
		1	99	21.12	21.12	20.89
		50	0	20.85	20.89	20.65
		50	25	20.29	20.50	20.54
		50	50	20.74	20.69	20.89
		100	0	20.82	20.22	20.34

**ERP Power (dBm)**

		n5				
BW	MCS Index	RB Size	RB Offset	Low	Mid	High
		Channel		165300	167300	169300
		Frequency (MHz)		826.5	836.5	846.5
5M	$\pi/2$ BPSK	1	0	24.68	24.55	<b>24.93</b>
		1	12	24.65	24.92	24.47
		1	24	24.72	24.62	24.57
		12	0	24.51	24.46	24.54
		12	6	24.17	24.55	24.22
		12	13	24.55	24.26	24.47
		25	0	24.58	24.64	24.29
	QPSK	1	0	24.47	24.51	24.50
		1	12	24.60	24.51	24.71
		1	24	24.47	<b>24.74</b>	24.69
		12	0	24.32	24.29	24.38
		12	6	24.33	24.31	24.28
		12	13	24.26	24.42	24.45
		25	0	24.47	24.37	24.44
	16QAM	1	0	24.49	24.69	24.62
		1	12	24.58	24.37	<b>24.71</b>
		1	24	24.51	24.53	24.35
		12	0	24.40	24.44	24.52
		12	6	24.31	24.49	24.21
		12	13	24.17	24.46	24.39
		25	0	24.34	24.10	24.37
	64QAM	1	0	24.03	24.11	24.11
		1	12	<b>24.28</b>	24.25	23.86
		1	24	24.00	24.11	23.97
		12	0	24.10	23.93	23.99
		12	6	23.83	23.66	23.67
		12	13	23.75	24.03	24.12
		25	0	23.74	24.03	24.09
	256QAM	1	0	21.73	21.72	21.56
		1	12	<b>21.96</b>	21.78	21.59
1		24	21.53	21.35	21.28	
12		0	20.87	21.17	20.83	
12		6	21.27	21.09	21.05	
12		13	21.10	20.99	21.47	
25		0	21.09	20.77	21.00	

\*ERP = Conducted + antenna gain (3.81dBi)-2.15

n5						
BW	MCS Index	RB Size	RB Offset	Low	Mid	High
		Channel		165800	167300	168800
		Frequency (MHz)		829.0	836.5	844.0
10M	$\pi/2$ BPSK	1	0	24.64	<b>24.89</b>	24.80
		1	26	24.71	24.83	24.63
		1	51	24.77	24.84	24.64
		26	0	24.24	24.66	24.16
		26	13	24.63	24.22	24.23
		26	26	24.33	24.32	24.59
		52	0	24.63	24.39	24.43
	QPSK	1	0	24.70	24.50	24.69
		1	26	24.60	<b>24.75</b>	24.65
		1	51	24.73	24.54	24.48
		26	0	24.28	24.34	24.28
		26	13	24.44	24.54	24.28
		26	26	24.51	24.34	24.51
		52	0	24.49	24.51	24.29
	16QAM	1	0	24.47	24.43	24.63
		1	26	<b>24.75</b>	24.48	24.48
		1	51	24.47	24.28	24.45
		26	0	24.37	24.44	24.08
		26	13	24.27	24.39	24.25
		26	26	24.18	24.22	24.13
		52	0	24.22	24.20	24.07
	64QAM	1	0	23.87	23.89	24.09
		1	26	24.00	24.28	24.24
		1	51	<b>24.35</b>	24.28	24.17
		26	0	24.03	23.93	24.14
		26	13	24.09	23.80	23.58
		26	26	24.13	23.62	24.14
		52	0	23.94	24.06	23.92
	256QAM	1	0	21.34	21.38	21.60
		1	26	21.36	21.65	<b>21.71</b>
		1	51	21.51	21.31	21.45
		26	0	21.58	21.41	21.03
		26	13	21.61	21.24	21.30
		26	26	21.34	21.55	21.04
		52	0	21.44	21.54	20.89

\*ERP = Conducted + antenna gain (3.81dBi)-2.15

n5						
BW	MCS Index	RB Size	RB Offset	Low	Mid	High
		Channel		166300	167300	168300
		Frequency (MHz)		831.5	836.5	841.5
15M	$\pi/2$ BPSK	1	0	24.62	24.74	<b>24.96</b>
		1	39	24.51	24.79	24.81
		1	78	24.56	24.82	24.56
		39	0	24.61	24.37	24.19
		39	19	24.58	24.26	24.62
		39	40	24.41	24.66	24.58
		79	0	24.40	24.62	24.37
	QPSK	1	0	24.62	24.49	24.67
		1	39	<b>24.69</b>	24.53	24.57
		1	78	24.53	24.54	24.52
		39	0	24.45	24.38	24.29
		39	19	24.51	24.41	24.52
		39	40	24.56	24.38	24.54
		79	0	24.35	24.51	24.42
	16QAM	1	0	24.50	24.36	24.74
		1	39	24.29	24.72	<b>24.76</b>
		1	78	24.55	24.43	24.46
		39	0	24.20	24.51	24.35
		39	19	24.26	24.36	24.36
		39	40	24.28	24.19	24.45
		79	0	24.06	24.13	24.10
	64QAM	1	0	24.05	24.03	24.19
		1	39	23.90	24.25	24.17
		1	78	<b>24.34</b>	24.19	24.31
		39	0	23.58	23.64	24.03
		39	19	24.02	24.08	24.12
		39	40	23.81	24.13	23.79
		79	0	23.90	23.88	23.78
	256QAM	1	0	<b>21.90</b>	21.37	21.36
		1	39	21.77	21.73	21.71
		1	78	21.81	21.83	21.84
		39	0	21.37	20.83	21.65
		39	19	21.52	21.57	21.44
		39	40	21.48	20.85	21.31
		79	0	21.36	21.64	21.50

\*ERP = Conducted + antenna gain (3.81dBi)-2.15

n5						
BW	MCS Index	RB Size	RB Offset	Low	Mid	High
		Channel		166800	167300	167800
		Frequency (MHz)		834	836.5	839
20M	$\pi/2$ BPSK	1	0	24.88	24.81	24.74
		1	53	24.68	<b>24.91</b>	24.62
		1	105	24.90	24.73	24.69
		50	0	24.61	24.21	24.29
		50	25	24.23	24.51	24.16
		50	50	24.52	24.62	24.56
		106	0	24.16	24.65	24.27
	QPSK	1	0	24.39	24.35	24.57
		1	53	24.49	24.50	24.65
		1	105	24.45	24.52	<b>24.70</b>
		50	0	24.32	24.43	24.14
		50	25	24.11	24.15	24.42
		50	50	24.37	24.52	24.09
		106	0	24.17	24.45	24.32
	16QAM	1	0	24.17	24.01	<b>24.34</b>
		1	53	24.00	24.19	24.31
		1	105	24.04	24.08	23.96
		50	0	23.74	23.75	23.89
		50	25	23.62	23.57	23.69
		50	50	23.68	23.82	23.82
		106	0	23.96	24.02	24.06
	64QAM	1	0	21.45	21.71	21.87
		1	53	21.78	21.43	21.51
		1	105	<b>21.96</b>	21.45	21.37
		50	0	21.55	21.50	20.95
		50	25	21.16	21.64	21.60
		50	50	21.09	20.87	21.64
		106	0	21.41	20.77	21.25
	256QAM	1	0	21.45	21.71	21.87
		1	53	21.78	21.43	21.51
		1	105	<b>21.96</b>	21.45	21.37
		50	0	21.55	21.50	20.95
		50	25	21.16	21.64	21.60
		50	50	21.09	20.87	21.64
		106	0	21.41	20.77	21.25

\*ERP = Conducted + antenna gain (3.81dBi)-2.15

LTE Band 12						
BW	MCS Index	Channel		23017	23095	23173
		Frequency (MHz)		699.7	707.5	715.3
1.4M	QPSK	1	0	25.31	25.21	25.29
		1	2	25.30	25.28	25.25
		1	5	25.27	25.06	25.31
		3	0	25.16	24.66	25.01
		3	1	24.52	25.13	24.91
		3	3	24.64	24.71	24.82
		6	0	24.69	24.92	25.02
	16QAM	1	0	24.19	24.38	24.16
		1	2	24.38	24.45	24.26
		1	5	24.39	24.16	24.07
		3	0	23.61	23.99	23.46
		3	1	24.16	24.15	23.81
		3	3	23.81	24.15	23.53
		6	0	23.99	24.02	23.48
	64QAM	1	0	23.17	23.28	23.17
		1	2	23.39	23.28	23.22
		1	5	23.38	23.15	23.39
		3	0	22.62	22.99	22.73
		3	1	22.86	22.95	22.48
		3	3	22.72	22.68	22.94
		6	0	23.00	23.03	22.68

\*ERP = Conducted + antenna gain (4.41dBi)-2.15

LTE Band 12						
BW	MCS Index	Channel		23025	23095	23165
		Frequency (MHz)		700.5	707.5	714.5
3M	QPSK	1	0	25.27	25.28	25.20
		1	7	25.29	25.28	25.19
		1	14	25.44	25.45	25.31
		8	0	24.69	24.64	24.49
		8	3	25.11	24.91	25.10
		8	7	24.94	24.56	25.09
		15	0	24.81	24.98	24.95
	16QAM	1	0	24.18	24.46	24.32
		1	7	24.42	24.15	24.17
		1	14	24.16	24.10	24.17
		8	0	24.12	23.81	23.85
		8	3	23.82	23.85	23.87
		8	7	23.51	23.75	23.47
		15	0	24.08	23.51	23.72
	64QAM	1	0	23.21	23.21	23.21
		1	7	23.12	23.36	23.22
		1	14	23.20	23.06	23.32
		8	0	22.50	22.60	22.71
		8	3	22.88	22.73	22.62
		8	7	23.03	22.87	22.65
		15	0	22.98	22.91	22.71

\*ERP = Conducted + antenna gain (4.41dBi)-2.15



LTE Band 12						
BW	MCS Index	Channel		23035	23095	23155
		Frequency (MHz)		701.5	707.5	713.5
5M	QPSK	1	0	25.24	25.23	25.21
		1	12	25.40	25.08	25.12
		1	24	25.08	25.31	25.14
		12	0	24.47	25.12	24.99
		12	6	24.94	24.93	24.80
		12	13	24.59	24.78	24.79
		25	0	24.80	24.72	25.05
	16QAM	1	0	24.33	24.37	24.32
		1	12	24.36	24.20	24.40
		1	24	24.46	24.08	24.42
		12	0	23.61	23.83	23.74
		12	6	23.93	23.82	24.11
		12	13	23.76	23.89	24.10
		25	0	23.51	23.84	23.58
	64QAM	1	0	23.33	23.12	23.06
		1	12	23.28	23.36	23.45
		1	24	23.09	23.08	23.28
		12	0	22.48	22.76	22.88
		12	6	22.63	22.51	22.73
		12	13	22.46	23.10	22.70
		25	0	23.08	22.84	22.69

\*ERP = Conducted + antenna gain (4.41dBi)-2.15

LTE Band 12						
BW	MCS Index	Channel		23060	23095	23130
		Frequency (MHz)		704	707.5	711
10M	QPSK	1	0	25.27	25.13	25.31
		1	24	25.12	25.42	25.32
		1	49	<b>25.44</b>	25.28	25.13
		25	0	25.05	24.81	25.16
		25	12	25.04	25.15	24.78
		25	25	24.61	24.68	24.98
		50	0	24.95	24.63	24.67
	16QAM	1	0	24.19	24.26	24.15
		1	24	<b>24.46</b>	24.39	24.16
		1	49	24.32	24.07	24.13
		25	0	24.02	23.57	23.73
		25	12	23.74	24.02	23.89
		25	25	24.03	23.60	23.75
		50	0	23.62	23.90	23.47
	64QAM	1	0	23.32	23.18	23.16
		1	24	23.22	23.25	23.32
		1	49	<b>23.39</b>	23.21	23.16
		25	0	22.76	23.08	22.57
		25	12	22.54	22.94	22.70
		25	25	22.91	22.93	22.69
		50	0	22.86	22.49	23.12

\*ERP = Conducted + antenna gain (4.41dBi)-2.15

**EIRP**

LTE Band 2						
BW	MCS Index	RB Size	RB Offset	Low	Mid	High
		Channel		18607	18900	19193
		Frequency (MHz)		1850.7	1880	1909.3
1.4M	QPSK	1	0	27.36	27.49	27.53
		1	2	27.27	27.58	<b>27.65</b>
		1	5	27.40	27.42	27.42
		3	0	27.03	26.72	26.54
		3	1	27.23	27.07	26.99
		3	3	26.57	26.80	26.68
		6	0	26.73	26.65	26.51
	16QAM	1	0	<b>26.67</b>	26.47	26.35
		1	2	26.50	26.37	26.50
		1	5	26.32	26.40	26.41
		3	0	25.48	25.76	25.57
		3	1	25.62	25.68	26.03
		3	3	26.10	26.06	25.88
		6	0	26.07	25.86	25.71
	64QAM	1	0	25.50	25.57	25.59
		1	2	25.48	<b>25.67</b>	25.65
		1	5	25.48	25.61	25.48
		3	0	24.65	25.14	25.04
		3	1	25.00	24.62	24.69
		3	3	24.61	25.15	25.01
		6	0	24.62	25.20	24.90

\*EIRP = Conducted + antenna gain (4.27dBi)

LTE Band 2						
BW	MCS Index	Channel		18615	18900	19185
		Frequency (MHz)		1851.5	1880	1908.5
3M	QPSK	1	0	27.46	27.34	27.38
		1	7	27.54	27.33	27.28
		1	14	27.47	27.50	27.50
		8	0	27.20	26.97	27.21
		8	3	27.25	26.61	27.02
		8	7	26.82	26.85	26.90
		15	0	26.73	27.21	26.67
	16QAM	1	0	26.39	26.31	26.65
		1	7	26.41	26.56	26.66
		1	14	26.65	26.49	26.40
		8	0	26.03	26.13	26.15
		8	3	26.06	25.83	26.07
		8	7	26.05	25.71	26.03
		15	0	25.47	26.07	25.78
	64QAM	1	0	25.47	25.53	25.31
		1	7	25.51	25.44	25.48
		1	14	25.54	25.40	25.34
		8	0	24.80	24.79	24.93
		8	3	24.93	25.05	24.61
		8	7	24.61	25.01	24.66
		15	0	25.23	24.59	25.00

\*EIRP = Conducted + antenna gain (4.27dBi)

LTE Band 2						
BW	MCS Index	Channel		18625	18900	19175
		Frequency (MHz)		1852.5	1880	1907.5
5M	QPSK	1	0	27.42	27.37	27.62
		1	12	27.60	27.66	27.45
		1	24	27.62	27.33	27.57
		12	0	26.92	27.16	26.66
		12	6	27.17	26.83	27.24
		12	13	26.93	26.76	27.04
		25	0	26.66	26.65	26.92
	16QAM	1	0	26.52	26.29	26.66
		1	12	26.46	26.31	26.40
		1	24	26.48	26.33	26.51
		12	0	26.00	26.01	25.65
		12	6	25.96	25.56	25.63
		12	13	25.57	25.55	26.15
		25	0	26.24	25.47	25.50
	64QAM	1	0	25.31	25.62	25.34
		1	12	25.51	25.38	25.33
		1	24	25.57	25.61	25.56
		12	0	25.03	24.70	24.89
		12	6	24.97	24.56	25.04
		12	13	24.90	24.65	24.91
		25	0	24.71	25.08	24.57

\*EIRP = Conducted + antenna gain (4.27dBi)

LTE Band 2						
BW	MCS Index	Channel		18650	18900	19150
		Frequency (MHz)		1855	1880	1905
10M	QPSK	1	0	27.50	27.27	27.35
		1	24	27.34	27.62	<b>27.64</b>
		1	49	27.33	27.38	27.27
		25	0	27.22	26.48	27.26
		25	12	26.85	27.10	27.22
		25	25	27.04	27.12	27.13
		50	0	26.74	26.85	27.09
	16QAM	1	0	26.32	26.36	26.27
		1	24	26.32	26.36	26.53
		1	49	<b>26.53</b>	26.35	26.31
		25	0	25.52	26.11	26.06
		25	12	25.66	25.90	26.01
		25	25	25.48	25.47	25.88
		50	0	25.94	26.27	25.69
	64QAM	1	0	25.32	25.38	25.59
		1	24	25.59	25.59	25.29
		1	49	25.58	<b>25.67</b>	25.50
		25	0	25.27	24.75	25.07
		25	12	24.47	24.68	24.84
		25	25	25.05	25.01	24.62
		50	0	24.51	24.87	25.19

\*EIRP = Conducted + antenna gain (4.27dBi)

LTE Band 2						
BW	MCS Index	Channel		18675	18900	19125
		Frequency (MHz)		1857.5	1880	1902.5
15M	QPSK	1	0	27.46	27.37	<b>27.64</b>
		1	37	27.51	27.27	27.60
		1	74	27.60	27.45	27.32
		36	0	26.88	26.65	26.79
		36	19	26.94	26.76	27.05
		36	39	26.63	26.79	26.98
		75	0	26.60	27.07	26.77
	16QAM	1	0	26.30	26.54	26.31
		1	37	26.36	26.44	26.51
		1	74	26.48	<b>26.59</b>	26.42
		36	0	25.58	25.91	25.56
		36	19	25.58	25.79	26.11
		36	39	26.03	25.88	25.78
		75	0	26.08	25.80	25.60
	64QAM	1	0	<b>25.66</b>	25.64	25.65
		1	37	25.60	25.36	25.55
		1	74	25.40	25.42	25.29
		36	0	25.12	24.69	24.50
		36	19	25.20	24.77	25.11
		36	39	24.64	24.84	24.82
		75	0	24.83	24.67	24.53

\*EIRP = Conducted + antenna gain (4.27dBi)

LTE Band 2						
BW	MCS Index	Channel		18700	18900	19100
		Frequency (MHz)		1860	1880	1900
20M	QPSK	1	0	<b>27.55</b>	27.38	27.46
		1	50	27.31	27.36	27.39
		1	99	27.35	27.43	27.54
		50	0	26.56	26.51	27.09
		50	25	26.68	27.08	26.80
		50	50	26.50	26.54	27.03
		100	0	26.59	26.63	26.92
	16QAM	1	0	26.31	<b>26.67</b>	26.46
		1	50	26.66	26.65	26.50
		1	99	26.30	26.53	26.35
		50	0	25.78	25.94	25.81
		50	25	25.70	26.09	25.80
		50	50	25.88	25.77	26.10
		100	0	25.73	26.22	26.10
	64QAM	1	0	25.53	25.55	25.39
		1	50	25.38	25.63	25.57
		1	99	25.62	25.55	<b>25.66</b>
		50	0	25.05	25.08	24.54
		50	25	24.51	25.12	25.07
		50	50	25.08	25.20	24.85
		100	0	25.26	24.55	24.53

\*EIRP = Conducted + antenna gain (4.27dBi)



LTE Band 7						
BW	MCS Index	Channel		20775	21100	21425
		Frequency (MHz)		2502.5	2535	2567.5
5M	QPSK	1	0	28.11	28.42	28.38
		1	12	28.15	28.44	28.32
		1	24	28.35	28.16	<b>28.44</b>
		12	0	27.72	27.79	27.92
		12	6	28.05	27.92	28.09
		12	13	28.17	28.04	28.07
		25	0	27.91	27.79	28.08
	16QAM	1	0	27.25	27.19	27.48
		1	12	<b>27.51</b>	27.13	27.25
		1	24	27.13	27.47	27.47
		12	0	27.10	26.99	26.64
		12	6	27.08	26.55	26.80
		12	13	27.07	26.90	26.59
		25	0	26.60	26.52	26.96
	64QAM	1	0	<b>26.49</b>	26.27	26.29
		1	12	26.18	26.24	26.24
		1	24	26.14	26.44	26.36
		12	0	26.01	26.10	25.88
		12	6	25.69	25.98	25.97
		12	13	26.02	26.13	25.65
		25	0	26.07	25.62	26.06

\*EIRP = Conducted + antenna gain (5.31dBi)

LTE Band 7						
BW	MCS Index	Channel		20800	21100	21400
		Frequency (MHz)		2505	2535	2565
10M	QPSK	1	0	28.13	28.13	28.37
		1	24	28.45	28.31	28.18
		1	49	<b>28.48</b>	28.25	28.22
		25	0	27.97	27.74	27.79
		25	12	28.05	27.95	27.83
		25	25	28.08	28.21	27.71
		50	0	27.74	27.72	27.72
	16QAM	1	0	27.41	27.41	27.11
		1	24	<b>27.42</b>	27.41	27.37
		1	49	27.16	27.14	27.40
		25	0	27.19	26.79	26.51
		25	12	26.62	26.81	26.77
		25	25	26.63	26.74	27.06
		50	0	27.20	26.71	27.15
	64QAM	1	0	26.13	26.22	26.26
		1	24	26.29	26.34	26.29
		1	49	<b>26.41</b>	26.17	26.15
		25	0	25.66	25.85	25.92
		25	12	26.19	25.94	25.93
		25	25	25.90	25.85	26.17
		50	0	25.95	26.05	25.70

\*EIRP = Conducted + antenna gain (5.31dBi)

LTE Band 7						
BW	MCS Index	Channel		20825	21100	21375
		Frequency (MHz)		2507.5	2535	2562.5
15M	QPSK	1	0	28.15	28.13	28.42
		1	37	28.23	<b>28.47</b>	28.42
		1	74	28.23	<b>28.47</b>	28.32
		36	0	28.16	27.75	27.91
		36	19	27.99	27.99	27.67
		36	39	28.02	28.04	28.00
		75	0	27.51	27.57	27.51
	16QAM	1	0	27.24	27.27	<b>27.51</b>
		1	37	27.16	27.37	27.34
		1	74	27.21	27.49	27.12
		36	0	26.72	27.21	26.77
		36	19	27.05	26.64	27.00
		36	39	26.99	27.20	26.52
		75	0	27.02	27.01	26.82
	64QAM	1	0	26.34	<b>26.43</b>	26.41
		1	37	26.12	26.19	26.27
		1	74	26.20	26.18	26.42
		36	0	25.88	25.76	25.85
		36	19	26.16	25.64	26.18
		36	39	25.64	26.13	25.95
		75	0	26.16	26.08	26.20

\*EIRP = Conducted + antenna gain (5.31dBi)

LTE Band 7						
BW	MCS Index	Channel		20850	21100	21350
		Frequency (MHz)		2510	2535	2560
20M	QPSK	1	0	28.28	<b>28.49</b>	28.36
		1	50	28.37	28.24	28.35
		1	99	28.40	28.23	28.23
		50	0	27.98	27.52	27.96
		50	25	27.54	27.59	27.92
		50	50	27.73	27.91	27.57
		100	0	27.66	27.74	27.69
	16QAM	1	0	27.30	27.43	27.48
		1	50	27.48	27.47	27.22
		1	99	<b>27.50</b>	27.33	27.39
		50	0	26.63	27.04	26.80
		50	25	27.19	27.03	26.55
		50	50	26.52	26.77	26.54
		100	0	27.15	26.72	27.07
	64QAM	1	0	26.13	26.51	26.50
		1	50	<b>26.51</b>	26.27	26.39
		1	99	26.48	26.12	26.51
		50	0	26.03	26.04	25.76
		50	25	26.17	25.85	26.13
		50	50	25.81	25.89	26.20
		100	0	26.03	25.58	26.03

\*EIRP = Conducted + antenna gain (5.31dBi)

LTE Band 48 (Per 10M)						
BW	MCS Index	Channel		55265	55990	56715
		Frequency (MHz)		3552.5	3625	3697.5
5M	QPSK	1	0	22.56	22.38	22.46
		1	12	22.40	22.63	22.61
		1	24	22.62	22.59	<b>22.69</b>
		12	0	21.59	21.52	21.91
		12	6	21.99	22.00	21.85
		12	13	22.07	21.70	21.69
		25	0	21.71	21.89	22.17
	16QAM	1	0	21.35	21.52	21.56
		1	12	<b>21.63</b>	21.54	21.52
		1	24	21.45	21.40	21.44
		12	0	20.82	21.20	21.05
		12	6	20.56	21.04	20.68
		12	13	21.10	20.70	20.78
		25	0	20.94	21.17	20.70
	64QAM	1	0	20.36	20.49	20.54
		1	12	20.52	20.66	20.61
		1	24	20.50	<b>20.71</b>	20.60
		12	0	19.88	20.04	19.52
		12	6	19.81	19.96	19.57
		12	13	20.18	19.52	20.02
		25	0	19.95	20.01	19.75

\*EIRP = Conducted + antenna gain (0.92dBi)

LTE Band 48 (Per 10M)						
BW	MCS Index	Channel		55290	55990	56690
		Frequency (MHz)		3555	3625	3695
10M	QPSK	1	0	22.32	22.45	22.44
		1	24	22.55	22.43	<b>22.66</b>
		1	49	22.55	22.39	22.48
		25	0	21.59	22.13	21.62
		25	12	21.84	21.86	22.19
		25	25	21.63	22.09	21.53
		50	0	21.96	21.67	21.66
	16QAM	1	0	21.61	21.65	<b>21.71</b>
		1	24	21.33	21.33	21.59
		1	49	21.44	21.67	21.68
		25	0	21.00	20.75	20.93
		25	12	21.02	21.15	21.10
		25	25	20.94	20.94	21.12
		50	0	21.15	21.15	20.52
	64QAM	1	0	<b>20.72</b>	20.38	20.58
		1	24	20.55	20.50	20.41
		1	49	20.60	20.39	20.36
		25	0	19.80	20.08	20.20
		25	12	19.52	20.02	19.99
		25	25	20.05	19.91	19.58
		50	0	19.71	19.99	19.77

\*EIRP = Conducted + antenna gain (0.92dBi)

LTE Band 48 (Per 10M)						
BW	MCS Index	Channel		55315	55990	56665
		Frequency (MHz)		3557.5	3625	3692.5
15M	QPSK	1	0	22.65	22.39	22.34
		1	37	22.56	22.35	22.60
		1	74	22.32	22.53	<b>22.71</b>
		36	0	22.22	22.21	21.72
		36	19	21.84	21.74	21.78
		36	39	21.93	22.19	21.63
		75	0	20.20	19.56	20.10
	16QAM	1	0	21.67	21.50	21.62
		1	37	21.52	<b>21.72</b>	21.56
		1	74	21.70	21.55	21.46
		36	0	20.77	20.62	20.97
		36	19	20.83	20.85	21.02
		36	39	20.98	21.02	20.93
		75	0	18.92	18.65	18.97
	64QAM	1	0	<b>20.66</b>	20.40	20.59
		1	37	20.38	20.38	20.54
		1	74	<b>20.66</b>	<b>20.66</b>	20.61
		36	0	19.72	19.56	20.19
		36	19	19.56	20.02	19.76
		36	39	20.05	19.75	20.13
		75	0	17.89	18.00	17.67

\*EIRP = Conducted + antenna gain (0.92dBi)

LTE Band 48 (Per 10M)						
BW	MCS Index	Channel		55340	55990	56640
		Frequency (MHz)		3560	3625	3690
20M	QPSK	1	0	22.54	<b>22.65</b>	22.34
		1	50	22.48	22.53	22.58
		1	99	22.57	22.32	22.32
		50	0	22.01	21.70	21.85
		50	25	21.93	21.86	21.77
		50	50	21.80	22.20	21.96
		100	0	19.00	18.59	18.70
	16QAM	1	0	21.51	21.48	21.44
		1	50	21.56	21.58	21.33
		1	99	21.37	<b>21.69</b>	21.37
		50	0	20.89	21.03	21.16
		50	25	20.69	21.16	21.20
		50	50	20.80	20.66	20.62
		100	0	17.93	17.56	18.14
	64QAM	1	0	20.32	20.58	20.48
		1	50	20.70	<b>20.72</b>	20.45
		1	99	20.33	20.61	20.52
		50	0	19.72	19.67	19.74
		50	25	19.90	20.21	20.13
		50	50	20.02	20.12	19.86
		100	0	16.68	16.81	16.66

\*EIRP = Conducted + antenna gain (0.92dBi)



LTE Band 48 (Full Power)						
BW	MCS Index	Channel		55265	55990	56715
		Frequency (MHz)		3552.5	3625	3697.5
5M	QPSK	1	0	22.56	22.38	22.46
		1	12	22.40	22.63	22.61
		1	24	22.62	22.59	<b>22.69</b>
		12	0	21.59	21.52	21.91
		12	6	21.99	22.00	21.85
		12	13	22.07	21.70	21.69
		25	0	21.71	21.89	22.17
	16QAM	1	0	21.35	21.52	21.56
		1	12	<b>21.63</b>	21.54	21.52
		1	24	21.45	21.40	21.44
		12	0	20.82	21.20	21.05
		12	6	20.56	21.04	20.68
		12	13	21.10	20.70	20.78
		25	0	20.94	21.17	20.70
	64QAM	1	0	20.36	20.49	20.54
		1	12	20.52	20.66	20.61
		1	24	20.50	<b>20.71</b>	20.60
		12	0	19.88	20.04	19.52
		12	6	19.81	19.96	19.57
		12	13	20.18	19.52	20.02
		25	0	19.95	20.01	19.75

\*EIRP = Conducted + antenna gain (0.92dBi)

LTE Band 48 (Full Power)						
BW	MCS Index	Channel		55290	55990	56690
		Frequency (MHz)		3555	3625	3695
10M	QPSK	1	0	22.32	22.45	22.44
		1	24	22.55	22.43	<b>22.66</b>
		1	49	22.55	22.39	22.48
		25	0	21.59	22.13	21.62
		25	12	21.84	21.86	22.19
		25	25	21.63	22.09	21.53
		50	0	21.96	21.67	21.66
	16QAM	1	0	21.61	21.65	<b>21.71</b>
		1	24	21.33	21.33	21.59
		1	49	21.44	21.67	21.68
		25	0	21.00	20.75	20.93
		25	12	21.02	21.15	21.10
		25	25	20.94	20.94	21.12
		50	0	21.15	21.15	20.52
	64QAM	1	0	<b>20.72</b>	20.38	20.58
		1	24	20.55	20.50	20.41
		1	49	20.60	20.39	20.36
		25	0	19.80	20.08	20.20
		25	12	19.52	20.02	19.99
		25	25	20.05	19.91	19.58
		50	0	19.71	19.99	19.77

\*EIRP = Conducted + antenna gain (0.92dBi)

LTE Band 48 (Full Power)						
BW	MCS Index	Channel		55315	55990	56665
		Frequency (MHz)		3557.5	3625	3692.5
15M	QPSK	1	0	22.47	22.34	<b>22.68</b>
		1	37	22.66	22.38	22.37
		1	74	22.66	22.43	22.64
		36	0	21.55	21.85	21.89
		36	19	21.62	22.21	21.92
		36	39	21.95	21.57	21.88
		75	0	21.61	22.08	21.91
	16QAM	1	0	21.50	<b>21.68</b>	21.67
		1	37	21.60	21.44	21.59
		1	74	21.47	21.37	21.38
		36	0	20.90	20.68	20.89
		36	19	20.56	20.54	21.02
		36	39	21.09	20.72	21.16
		75	0	20.92	21.09	21.17
	64QAM	1	0	20.68	20.46	20.51
		1	37	20.48	20.53	20.57
		1	74	20.33	20.54	<b>20.70</b>
		36	0	20.20	19.87	19.61
		36	19	19.65	19.99	19.96
		36	39	20.20	19.93	19.83
		75	0	19.66	19.92	19.77

\*EIRP = Conducted + antenna gain (0.92dBi)

LTE Band 48 (Full Power)						
BW	MCS Index	Channel		55340	55990	56640
		Frequency (MHz)		3560	3625	3690
20M	QPSK	1	0	22.62	<b>22.69</b>	22.67
		1	50	22.59	22.43	22.44
		1	99	22.65	22.66	22.46
		50	0	21.83	21.61	21.75
		50	25	21.99	21.70	21.96
		50	50	22.13	21.66	21.87
		100	0	22.19	21.84	22.00
	16QAM	1	0	21.44	21.41	21.59
		1	50	<b>21.67</b>	21.61	21.64
		1	99	<b>21.67</b>	21.51	21.62
		50	0	20.65	21.02	20.58
		50	25	21.11	21.16	20.83
		50	50	20.92	20.73	20.67
		100	0	21.08	20.68	20.97
	64QAM	1	0	20.32	20.36	20.46
		1	50	<b>20.68</b>	20.43	20.66
		1	99	20.36	20.34	20.32
		50	0	19.88	19.65	19.83
		50	25	19.93	19.81	19.87
		50	50	19.63	19.55	19.66
		100	0	19.69	20.14	19.53

\*EIRP = Conducted + antenna gain (0.92dBi)

LTE Band 66						
BW	MCS Index	Channel		131979	132322	132665
		Frequency (MHz)		1710.7	1745	1779.3
1.4M	QPSK	1	0	27.42	27.15	27.21
		1	2	27.18	27.40	<b>27.44</b>
		1	5	27.18	27.26	27.41
		3	0	26.72	26.64	26.70
		3	1	27.04	26.83	26.63
		3	3	26.72	26.73	26.52
		6	0	26.72	26.48	27.07
	16QAM	1	0	26.19	26.36	26.38
		1	2	26.14	26.09	<b>26.45</b>
		1	5	26.24	26.12	26.16
		3	0	26.17	25.53	25.83
		3	1	25.55	26.00	25.83
		3	3	25.53	25.67	25.85
		6	0	25.47	26.14	25.87
	64QAM	1	0	25.44	25.09	25.44
		1	2	<b>25.46</b>	25.40	25.40
		1	5	25.44	25.14	25.28
		3	0	25.06	24.91	25.12
		3	1	24.58	25.14	24.97
		3	3	24.70	24.77	24.53
		6	0	24.86	25.04	24.80

\*EIRP = Conducted + antenna gain (4.27dBi)

LTE Band 66						
BW	MCS Index	Channel		131987	132322	132657
		Frequency (MHz)		1711.5	1745	1778.5
3M	QPSK	1	0	27.42	27.25	27.18
		1	7	27.31	27.36	27.33
		1	14	27.16	27.14	27.14
		8	0	26.57	27.16	27.00
		8	3	26.78	26.66	26.49
		8	7	26.98	26.51	26.61
		15	0	27.06	26.74	26.88
	16QAM	1	0	26.14	26.47	26.14
		1	7	26.16	26.37	26.39
		1	14	26.47	26.47	26.21
		8	0	25.92	26.15	25.83
		8	3	25.85	25.62	25.48
		8	7	25.69	25.78	25.87
		15	0	26.15	25.60	25.69
	64QAM	1	0	25.28	25.45	25.42
		1	7	25.10	25.41	25.20
		1	14	25.07	25.09	25.34
		8	0	24.60	24.61	25.05
		8	3	24.55	24.56	24.47
		8	7	24.64	24.86	24.91
		15	0	25.15	24.73	24.84

\*EIRP = Conducted + antenna gain (4.27dBi)

LTE Band 66						
BW	MCS Index	Channel		131997	132322	132647
		Frequency (MHz)		1712.5	1745	1777.5
5M	QPSK	1	0	27.22	27.32	<b>27.44</b>
		1	12	27.19	27.40	27.14
		1	24	27.18	27.36	27.22
		12	0	27.12	26.97	26.55
		12	6	27.12	26.93	27.17
		12	13	26.86	26.65	27.07
		25	0	26.50	26.47	26.78
	16QAM	1	0	26.40	<b>26.46</b>	26.37
		1	12	26.40	26.14	26.31
		1	24	26.34	26.38	26.12
		12	0	25.61	25.92	26.15
		12	6	26.08	25.82	25.94
		12	13	26.00	25.76	25.70
		25	0	25.93	25.71	26.01
	64QAM	1	0	25.21	25.41	25.23
		1	12	25.33	<b>25.42</b>	25.28
		1	24	25.17	25.22	25.22
		12	0	24.83	25.14	25.02
		12	6	24.50	24.94	25.00
		12	13	24.96	25.13	24.47
		25	0	24.57	24.86	25.10

\*EIRP = Conducted + antenna gain (4.27dBi)

LTE Band 66						
BW	MCS Index	Channel		132022	132322	132622
		Frequency (MHz)		1715	1745	1775
10M	QPSK	1	0	27.36	27.30	27.14
		1	24	27.17	27.07	27.20
		1	49	27.30	<b>27.43</b>	27.38
		25	0	26.51	27.02	26.99
		25	12	27.03	26.69	26.55
		25	25	26.86	26.56	26.84
		50	0	26.67	26.58	26.59
	16QAM	1	0	26.07	26.25	26.11
		1	24	26.16	26.16	26.28
		1	49	26.29	<b>26.32</b>	26.20
		25	0	25.79	25.82	26.16
		25	12	25.52	25.74	25.74
		25	25	26.03	25.70	25.60
		50	0	25.51	26.01	25.95
	64QAM	1	0	25.36	25.14	25.38
		1	24	25.42	25.28	<b>25.46</b>
		1	49	25.16	25.45	25.08
		25	0	24.61	24.53	25.02
		25	12	24.77	24.86	25.11
		25	25	25.08	24.85	24.84
		50	0	25.04	24.64	25.05

\*EIRP = Conducted + antenna gain (4.27dBi)



LTE Band 66						
BW	MCS Index	Channel		132047	132322	132597
		Frequency (MHz)		1717.5	1745	1772.5
15M	QPSK	1	0	27.25	<b>27.42</b>	27.37
		1	37	27.24	27.25	27.27
		1	74	27.26	27.31	27.31
		36	0	26.90	26.58	27.17
		36	19	26.83	26.57	26.47
		36	39	26.80	26.96	26.74
		75	0	27.17	26.89	26.82
	16QAM	1	0	26.11	26.08	<b>26.47</b>
		1	37	26.16	26.15	26.42
		1	74	26.14	26.45	26.34
		36	0	25.57	25.64	26.03
		36	19	25.55	25.83	25.81
		36	39	26.01	25.70	25.72
		75	0	25.49	25.86	26.05
	64QAM	1	0	25.18	25.37	25.33
		1	37	<b>25.42</b>	25.16	25.35
		1	74	25.20	25.14	25.10
		36	0	24.99	24.98	24.48
		36	19	24.75	24.75	25.10
		36	39	24.72	24.98	24.72
		75	0	25.17	24.94	25.01

\*EIRP = Conducted + antenna gain (4.27dBi)

LTE Band 66						
BW	MCS Index	Channel		132072	132322	132575
		Frequency (MHz)		1720	1745	1770
20M	QPSK	1	0	27.39	27.33	27.12
		1	50	27.21	27.30	<b>27.44</b>
		1	99	27.09	27.36	27.20
		50	0	27.01	26.73	27.14
		50	25	27.16	26.86	26.89
		50	50	26.78	26.52	27.04
		100	0	26.82	26.78	26.96
	16QAM	1	0	<b>26.42</b>	26.13	26.31
		1	50	26.16	26.19	26.41
		1	99	26.10	26.36	26.10
		50	0	26.08	25.69	25.65
		50	25	25.55	26.05	25.97
		50	50	26.00	25.78	25.79
		100	0	25.93	25.57	25.74
	64QAM	1	0	<b>25.46</b>	25.14	25.32
		1	50	25.41	25.19	25.08
		1	99	25.39	25.39	25.16
		50	0	25.12	25.16	24.92
		50	25	24.56	24.77	24.81
		50	50	25.01	24.96	25.16
		100	0	25.09	24.49	24.61

\*EIRP = Conducted + antenna gain (4.27dBi)

## 4.2 Modulation Characteristics Measurement

### 4.2.1 Limits of Modulation Characteristics

N/A

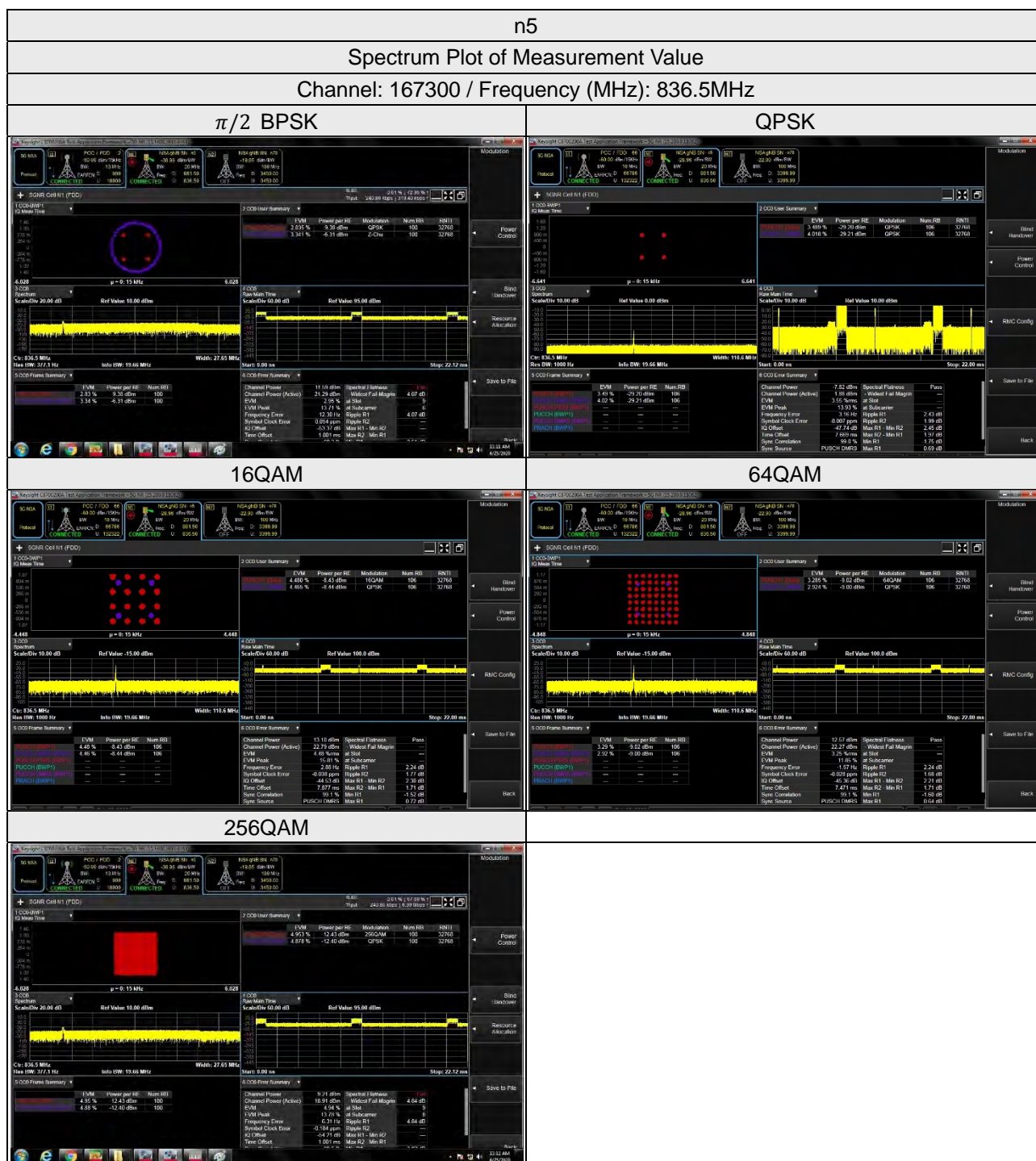
### 4.2.2 Test Procedure

Connect the EUT to Communication Simulator via the antenna connector, The frequency band is set as EUT supported Modulation and Channels, the EUT output is matched with 50 ohm load, the waveform quality and constellation of the EUT was tested.

### 4.2.3 Test Setup



## 4.2.4 Test Results



### 4.3 Frequency Stability Measurement

#### 4.3.1 Limits of Frequency Stability Measurement

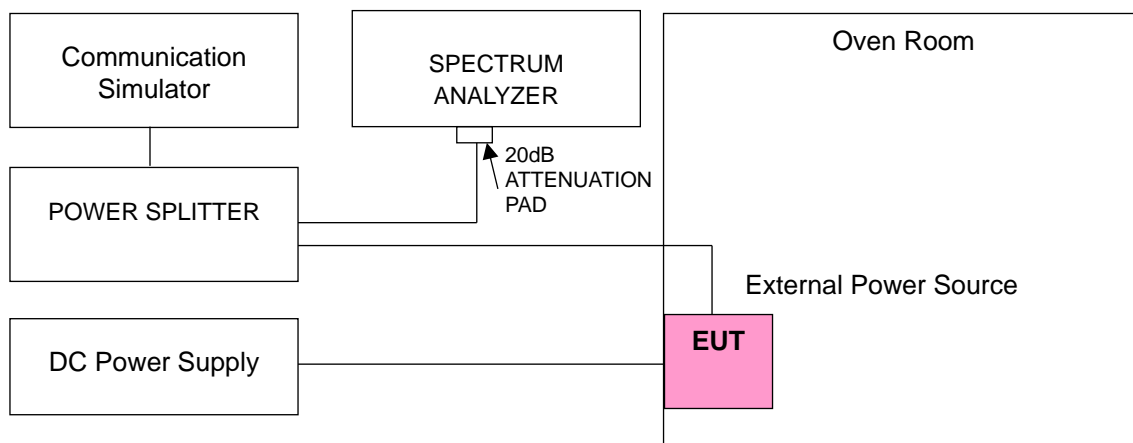
1.5 ppm is for base and fixed station. 2.5 ppm is for mobile station.

#### 4.3.2 Test Procedure

- Device is placed at the oven room. The oven room could control the temperatures and humidity. Power warm up is at least 15 min and power applied should perform before recording frequency error.
- EUT is connected the external power supply to control the DC input power. The test voltage range is from minimum to maximum working voltage. Each step shall be record the frequency error rate.
- The temperature range step is 10 degrees in this test items. All temperature levels shall be hold the  $\pm 0.5$  °C during the measurement testing. The each temperature step shall be at least 0.5 hours, consider the EUT could be test under the stability condition.

Note: The frequency error was recorded frequency error from the communication simulator.

#### 4.3.3 Test Setup



#### 4.3.4 Test Results

##### Frequency Error vs. Voltage

Voltage (Volts)	n5			
	Channel Bandwidth: 5MHz			
	Low Channel		High Channel	
	Frequency (MHz)	Frequency Error (ppm)	Frequency (MHz)	Frequency Error (ppm)
4.25	826.500003	0.003	846.500004	0.004
5	826.500002	0.003	846.500002	0.002
5.75	826.500001	0.001	846.500002	0.002

Note: The applicant defined the normal working voltage is from 4.25Vdc to 5.75Vdc.

##### Frequency Error vs. Temperature

Temp. (°C)	n5			
	Channel Bandwidth: 5MHz			
	Low Channel		High Channel	
	Frequency (MHz)	Frequency Error (ppm)	Frequency (MHz)	Frequency Error (ppm)
-30	826.500002	0.003	846.500002	0.002
-20	826.500003	0.004	846.500002	0.002
-10	826.500004	0.005	846.500003	0.004
0	826.500002	0.003	846.500002	0.002
10	826.500002	0.002	846.500004	0.005
20	826.499997	-0.004	846.499998	-0.002
30	826.499998	-0.003	846.499997	-0.004
40	826.499996	-0.004	846.499997	-0.004
50	826.499998	-0.002	846.499997	-0.004

### Frequency Error vs. Voltage

Voltage (Volts)	n5			
	Channel Bandwidth: 10MHz			
	Low Channel		High Channel	
	Frequency (MHz)	Frequency Error (ppm)	Frequency (MHz)	Frequency Error (ppm)
4.25	829.000003	0.003	844.000003	0.003
5	829.000003	0.004	844.000004	0.005
5.75	829.000003	0.004	844.000003	0.003

Note: The applicant defined the normal working voltage is from 4.25Vdc to 5.75Vdc.

### Frequency Error vs. Temperature

Temp. (°C)	n5			
	Channel Bandwidth: 10 MHz			
	Low Channel		High Channel	
	Frequency (MHz)	Frequency Error (ppm)	Frequency (MHz)	Frequency Error (ppm)
-30	829.000002	0.002	844.000002	0.002
-20	829.000002	0.002	844.000004	0.004
-10	829.000002	0.002	844.000003	0.003
0	829.000002	0.003	844.000004	0.005
10	829.000002	0.002	844.000003	0.004
20	828.999998	-0.003	843.999997	-0.004
30	828.999996	-0.004	843.999999	-0.002
40	828.999997	-0.004	843.999996	-0.004
50	828.999999	-0.001	843.999999	-0.002

### Frequency Error vs. Voltage

Voltage (Volts)	n5			
	Channel Bandwidth: 15MHz			
	Low Channel		High Channel	
	Frequency (MHz)	Frequency Error (ppm)	Frequency (MHz)	Frequency Error (ppm)
4.25	831.500002	0.002	841.500001	0.001
5	831.500002	0.002	841.500003	0.003
5.75	831.500001	0.001	841.500003	0.004

Note: The applicant defined the normal working voltage is from 4.25Vdc to 5.75Vdc.

### Frequency Error vs. Temperature

Temp. (°C)	n5			
	Channel Bandwidth: 15MHz			
	Low Channel		High Channel	
	Frequency (MHz)	Frequency Error (ppm)	Frequency (MHz)	Frequency Error (ppm)
-30	831.500003	0.004	841.500002	0.003
-20	831.500003	0.003	841.500002	0.003
-10	831.500002	0.002	841.500003	0.004
0	831.500004	0.004	841.500002	0.003
10	831.500002	0.002	841.500002	0.003
20	831.499998	-0.003	841.499997	-0.004
30	831.499998	-0.002	841.499998	-0.003
40	831.499997	-0.003	841.499996	-0.005
50	831.499998	-0.002	841.499997	-0.003



### Frequency Error vs. Voltage

Voltage (Volts)	n5			
	Channel Bandwidth: 20MHz			
	Low Channel		High Channel	
	Frequency (MHz)	Frequency Error (ppm)	Frequency (MHz)	Frequency Error (ppm)
4.25	834.000002	0.002	839.000001	0.001
5	834.000002	0.003	839.000002	0.002
5.75	834.000003	0.003	839.000002	0.002

Note: The applicant defined the normal working voltage is from 4.25Vdc to 5.75Vdc.

### Frequency Error vs. Temperature

Temp. (°C)	n5			
	Channel Bandwidth: 20MHz			
	Low Channel		High Channel	
	Frequency (MHz)	Frequency Error (ppm)	Frequency (MHz)	Frequency Error (ppm)
-30	834.000002	0.002	839.000002	0.002
-20	834.000003	0.003	839.000002	0.002
-10	834.000001	0.001	839.000004	0.004
0	834.000004	0.004	839.000002	0.002
10	834.000003	0.004	839.000003	0.003
20	833.999999	-0.002	838.999997	-0.004
30	833.999999	-0.001	838.999997	-0.004
40	833.999997	-0.003	838.999997	-0.004
50	833.999998	-0.002	838.999998	-0.003

### Frequency Error vs. Voltage

Voltage (Volts)	LTE Band 2			
	Channel Bandwidth: 1.4 MHz			
	Low Channel		High Channel	
	Frequency (MHz)	Frequency Error (ppm)	Frequency (MHz)	Frequency Error (ppm)
4.25	1850.700004	0.002	1909.300000	0.002
5	1850.700004	0.002	1909.300002	0.001
5.75	1850.700001	0.001	1909.300003	0.002

Note: The applicant defined the normal working voltage is from 4.25Vdc to 5.75Vdc.

### Frequency Error vs. Temperature

Temp. (°C)	LTE Band 2			
	Channel Bandwidth: 1.4 MHz			
	Low Channel		High Channel	
	Frequency (MHz)	Frequency Error (ppm)	Frequency (MHz)	Frequency Error (ppm)
-30	1850.700001	0.001	1909.300002	0.001
-20	1850.700003	0.001	1909.300003	0.002
-10	1850.700004	0.002	1909.300002	0.001
0	1850.700001	0.001	1909.300002	0.001
10	1850.700004	0.002	1909.300004	0.002
20	1850.699997	-0.002	1909.299997	-0.001
30	1850.699998	-0.001	1909.299998	-0.001
40	1850.699999	-0.001	1909.299998	-0.001
50	1850.699997	-0.002	1909.299998	-0.001

### Frequency Error vs. Voltage

Voltage (Volts)	LTE Band 2			
	Channel Bandwidth: 3 MHz			
	Low Channel		High Channel	
	Frequency (MHz)	Frequency Error (ppm)	Frequency (MHz)	Frequency Error (ppm)
4.25	1851.500002	0.001	1908.500002	0.001
5	1851.500004	0.002	1908.500002	0.001
5.75	1851.500002	0.001	1908.500003	0.002

Note: The applicant defined the normal working voltage is from 4.25Vdc to 5.75Vdc.

### Frequency Error vs. Temperature

Temp. (°C)	LTE Band 2			
	Channel Bandwidth: 3 MHz			
	Low Channel		High Channel	
	Frequency (MHz)	Frequency Error (ppm)	Frequency (MHz)	Frequency Error (ppm)
-30	1851.500003	0.002	1908.500004	0.002
-20	1851.500004	0.002	1908.500004	0.002
-10	1851.500004	0.002	1908.500003	0.001
0	1851.500003	0.001	1908.500002	0.001
10	1851.500004	0.002	1908.500003	0.002
20	1851.499999	-0.001	1908.499997	-0.002
30	1851.499997	-0.001	1908.499999	-0.001
40	1851.499998	-0.001	1908.499997	-0.001
50	1851.499997	-0.002	1908.499998	-0.001

### Frequency Error vs. Voltage

Voltage (Volts)	LTE Band 2			
	Channel Bandwidth: 5 MHz			
	Low Channel		High Channel	
	Frequency (MHz)	Frequency Error (ppm)	Frequency (MHz)	Frequency Error (ppm)
4.25	1852.500001	0.001	1907.500003	0.002
5	1852.500001	0.001	1907.500004	0.002
5.75	1852.500001	0.001	1907.500004	0.002

Note: The applicant defined the normal working voltage is from 4.25Vdc to 5.75Vdc.

### Frequency Error vs. Temperature

Temp. (°C)	LTE Band 2			
	Channel Bandwidth: 5 MHz			
	Low Channel		High Channel	
	Frequency (MHz)	Frequency Error (ppm)	Frequency (MHz)	Frequency Error (ppm)
-30	1852.500004	0.002	1907.500002	0.001
-20	1852.500002	0.001	1907.500004	0.002
-10	1852.500002	0.001	1907.500002	0.001
0	1852.500002	0.001	1907.500004	0.002
10	1852.500003	0.002	1907.500002	0.001
20	1852.499996	-0.002	1907.499997	-0.002
30	1852.499998	-0.001	1907.499998	-0.001
40	1852.499999	-0.001	1907.499999	-0.001
50	1852.499998	-0.001	1907.499999	-0.001

### Frequency Error vs. Voltage

Voltage (Volts)	LTE Band 2			
	Channel Bandwidth: 10 MHz			
	Low Channel		High Channel	
	Frequency (MHz)	Frequency Error (ppm)	Frequency (MHz)	Frequency Error (ppm)
4.25	1855.000003	0.001	1905.000004	0.002
5	1855.000001	0.001	1905.000003	0.001
5.75	1855.000002	0.001	1905.000004	0.002

Note: The applicant defined the normal working voltage is from 4.25Vdc to 5.75Vdc.

### Frequency Error vs. Temperature

Temp. (°C)	LTE Band 2			
	Channel Bandwidth: 10 MHz			
	Low Channel		High Channel	
	Frequency (MHz)	Frequency Error (ppm)	Frequency (MHz)	Frequency Error (ppm)
-30	1855.000004	0.002	1905.000001	0.001
-20	1855.000003	0.002	1905.000002	0.001
-10	1855.000002	0.001	1905.000003	0.001
0	1855.000001	0.001	1905.000004	0.002
10	1855.000004	0.002	1905.000004	0.002
20	1854.999997	-0.002	1904.999999	-0.001
30	1854.999996	-0.002	1904.999997	-0.002
40	1854.999998	-0.001	1904.999996	-0.002
50	1854.999997	-0.002	1904.999999	-0.001

### Frequency Error vs. Voltage

Voltage (Volts)	LTE Band 2			
	Channel Bandwidth: 15 MHz			
	Low Channel		High Channel	
	Frequency (MHz)	Frequency Error (ppm)	Frequency (MHz)	Frequency Error (ppm)
4.25	1857.500003	0.002	1902.500003	0.001
5	1857.500004	0.002	1902.500003	0.001
5.75	1857.500002	0.001	1902.500001	0.001

Note: The applicant defined the normal working voltage is from 4.25Vdc to 5.75Vdc.

### Frequency Error vs. Temperature

Temp. (°C)	LTE Band 2			
	Channel Bandwidth: 15 MHz			
	Low Channel		High Channel	
	Frequency (MHz)	Frequency Error (ppm)	Frequency (MHz)	Frequency Error (ppm)
-30	1857.500004	0.002	1902.500004	0.002
-20	1857.500001	0.001	1902.500003	0.001
-10	1857.500003	0.002	1902.500003	0.002
0	1857.500003	0.002	1902.500003	0.002
10	1857.500004	0.002	1902.500002	0.001
20	1857.499997	-0.002	1902.499997	-0.001
30	1857.499998	-0.001	1902.499996	-0.002
40	1857.499997	-0.002	1902.499999	-0.001
50	1857.499997	-0.002	1902.499997	-0.001

### Frequency Error vs. Voltage

Voltage (Volts)	LTE Band 2			
	Channel Bandwidth: 20 MHz			
	Low Channel		High Channel	
	Frequency (MHz)	Frequency Error (ppm)	Frequency (MHz)	Frequency Error (ppm)
4.25	1860.000002	0.001	1900.000001	0.001
5	1860.000003	0.002	1900.000001	0.001
5.75	1860.000002	0.001	1900.000003	0.002

Note: The applicant defined the normal working voltage is from 4.25Vdc to 5.75Vdc.

### Frequency Error vs. Temperature

Temp. (°C)	LTE Band 2			
	Channel Bandwidth: 20 MHz			
	Low Channel		High Channel	
	Frequency (MHz)	Frequency Error (ppm)	Frequency (MHz)	Frequency Error (ppm)
-30	1860.000002	0.001	1900.000001	0.001
-20	1860.000001	0.001	1900.000003	0.002
-10	1860.000003	0.002	1900.000002	0.001
0	1860.000003	0.002	1900.000004	0.002
10	1860.000004	0.002	1900.000002	0.001
20	1859.999998	-0.001	1899.999997	-0.001
30	1859.999998	-0.001	1899.999999	-0.001
40	1859.999998	-0.001	1899.999998	-0.001
50	1859.999999	-0.001	1899.999999	-0.001

### Frequency Error vs. Voltage

Voltage (Volts)	LTE Band 7			
	Channel Bandwidth: 5 MHz			
	Low Channel		High Channel	
	Frequency (MHz)	Frequency Error (ppm)	Frequency (MHz)	Frequency Error (ppm)
4.25	2502.500002	0.001	2567.500001	0.001
5	2502.500004	0.001	2567.500003	0.001
5.75	2502.500002	0.001	2567.500001	0.000

Note: The applicant defined the normal working voltage is from 4.25Vdc to 5.75Vdc.

### Frequency Error vs. Temperature

Temp. (°C)	LTE Band 7			
	Channel Bandwidth: 5 MHz			
	Low Channel		High Channel	
	Frequency (MHz)	Frequency Error (ppm)	Frequency (MHz)	Frequency Error (ppm)
-30	2502.500004	0.002	2567.500002	0.001
-20	2502.500004	0.002	2567.500003	0.001
-10	2502.500004	0.002	2567.500001	0.000
0	2502.500002	0.001	2567.500003	0.001
10	2502.500004	0.001	2567.500001	0.001
20	2502.499999	-0.001	2567.499998	-0.001
30	2502.499999	0.000	2567.499998	-0.001
40	2502.499998	-0.001	2567.499998	-0.001
50	2502.499998	-0.001	2567.499999	0.000



### Frequency Error vs. Voltage

Voltage (Volts)	LTE Band 7			
	Channel Bandwidth: 10 MHz			
	Low Channel		High Channel	
	Frequency (MHz)	Frequency Error (ppm)	Frequency (MHz)	Frequency Error (ppm)
4.25	2505.000004	0.001	2565.000001	0.000
5	2505.000001	0.001	2565.000002	0.001
5.75	2505.000004	0.002	2565.000002	0.001

Note: The applicant defined the normal working voltage is from 4.25Vdc to 5.75Vdc.

### Frequency Error vs. Temperature

Temp. (°C)	LTE Band 7			
	Channel Bandwidth: 10 MHz			
	Low Channel		High Channel	
	Frequency (MHz)	Frequency Error (ppm)	Frequency (MHz)	Frequency Error (ppm)
-30	2505.000004	0.001	2565.000003	0.001
-20	2505.000004	0.002	2565.000002	0.001
-10	2505.000003	0.001	2565.000002	0.001
0	2505.000003	0.001	2565.000004	0.001
10	2505.000003	0.001	2565.000001	0.000
20	2504.999998	-0.001	2564.999999	-0.001
30	2504.999997	-0.001	2564.999999	0.000
40	2504.999997	-0.001	2564.999998	-0.001
50	2504.999998	-0.001	2564.999997	-0.001

### Frequency Error vs. Voltage

Voltage (Volts)	LTE Band 7			
	Channel Bandwidth: 15 MHz			
	Low Channel		High Channel	
	Frequency (MHz)	Frequency Error (ppm)	Frequency (MHz)	Frequency Error (ppm)
4.25	2507.500003	0.001	2562.500003	0.001
5	2507.500002	0.001	2562.500001	0.000
5.75	2507.500002	0.001	2562.500001	0.001

Note: The applicant defined the normal working voltage is from 4.25Vdc to 5.75Vdc.

### Frequency Error vs. Temperature

Temp. (°C)	LTE Band 7			
	Channel Bandwidth: 15 MHz			
	Low Channel		High Channel	
	Frequency (MHz)	Frequency Error (ppm)	Frequency (MHz)	Frequency Error (ppm)
-30	2507.500003	0.001	2562.500003	0.001
-20	2507.500002	0.001	2562.500003	0.001
-10	2507.500001	0.000	2562.500001	0.000
0	2507.500003	0.001	2562.500003	0.001
10	2507.500002	0.001	2562.500004	0.001
20	2507.499998	-0.001	2562.499997	-0.001
30	2507.499999	0.000	2562.499998	-0.001
40	2507.499997	-0.001	2562.499997	-0.001
50	2507.499997	-0.001	2562.499999	0.000

### Frequency Error vs. Voltage

Voltage (Volts)	LTE Band 7			
	Channel Bandwidth: 20 MHz			
	Low Channel		High Channel	
	Frequency (MHz)	Frequency Error (ppm)	Frequency (MHz)	Frequency Error (ppm)
4.25	2510.000003	0.001	2560.000002	0.001
5	2510.000003	0.001	2560.000003	0.001
5.75	2510.000002	0.001	2560.000003	0.001

Note: The applicant defined the normal working voltage is from 4.25Vdc to 5.75Vdc.

### Frequency Error vs. Temperature

Temp. (°C)	LTE Band 7			
	Channel Bandwidth: 20 MHz			
	Low Channel		High Channel	
	Frequency (MHz)	Frequency Error (ppm)	Frequency (MHz)	Frequency Error (ppm)
-30	2510.000001	0.001	2560.000001	0.000
-20	2510.000002	0.001	2560.000002	0.001
-10	2510.000001	0.001	2560.000003	0.001
0	2510.000004	0.001	2560.000001	0.001
10	2510.000001	0.000	2560.000002	0.001
20	2509.999998	-0.001	2559.999996	-0.001
30	2509.999998	-0.001	2559.999998	-0.001
40	2509.999999	-0.001	2559.999998	-0.001
50	2509.999997	-0.001	2559.999999	0.000

### Frequency Error vs. Voltage

Voltage (Volts)	LTE Band 12			
	Channel Bandwidth: 1.4 MHz			
	Low Channel		High Channel	
	Frequency (MHz)	Frequency Error (ppm)	Frequency (MHz)	Frequency Error (ppm)
4.25	699.700001	0.002	715.300003	0.004
5	699.700002	0.003	715.300002	0.002
5.75	699.700004	0.005	715.300002	0.003

Note: The applicant defined the normal working voltage is from 4.25Vdc to 5.75Vdc.

### Frequency Error vs. Temperature

Temp. (°C)	LTE Band 12			
	Channel Bandwidth: 1.4 MHz			
	Low Channel		High Channel	
	Frequency (MHz)	Frequency Error (ppm)	Frequency (MHz)	Frequency Error (ppm)
-30	699.700002	0.003	715.300001	0.002
-20	699.700002	0.002	715.300001	0.002
-10	699.700003	0.005	715.300004	0.005
0	699.700003	0.004	715.300002	0.003
10	699.700001	0.002	715.300004	0.005
20	699.699996	-0.006	715.299997	-0.004
30	699.699997	-0.005	715.299996	-0.005
40	699.699996	-0.005	715.299999	-0.002
50	699.699996	-0.005	715.299999	-0.002

### Frequency Error vs. Voltage

Voltage (Volts)	LTE Band 12			
	Channel Bandwidth: 3 MHz			
	Low Channel		High Channel	
	Frequency (MHz)	Frequency Error (ppm)	Frequency (MHz)	Frequency Error (ppm)
4.25	700.500004	0.005	714.500004	0.006
5	700.500001	0.002	714.500003	0.005
5.75	700.500002	0.003	714.500002	0.002

Note: The applicant defined the normal working voltage is from 4.25Vdc to 5.75Vdc.

### Frequency Error vs. Temperature

Temp. (°C)	LTE Band 12			
	Channel Bandwidth: 3 MHz			
	Low Channel		High Channel	
	Frequency (MHz)	Frequency Error (ppm)	Frequency (MHz)	Frequency Error (ppm)
-30	700.500003	0.004	714.500003	0.004
-20	700.500003	0.005	714.500004	0.005
-10	700.500002	0.003	714.500004	0.005
0	700.500002	0.003	714.500001	0.001
10	700.500003	0.004	714.500002	0.003
20	700.499998	-0.003	714.499998	-0.003
30	700.499997	-0.004	714.499998	-0.003
40	700.499998	-0.003	714.499996	-0.006
50	700.499998	-0.002	714.499999	-0.002

### Frequency Error vs. Voltage

Voltage (Volts)	LTE Band 12			
	Channel Bandwidth: 5 MHz			
	Low Channel		High Channel	
	Frequency (MHz)	Frequency Error (ppm)	Frequency (MHz)	Frequency Error (ppm)
4.25	701.500002	0.003	713.500001	0.002
5	701.500002	0.003	713.500003	0.004
5.75	701.500003	0.004	713.500003	0.004

Note: The applicant defined the normal working voltage is from 4.25Vdc to 5.75Vdc.

### Frequency Error vs. Temperature

Temp. (°C)	LTE Band 12			
	Channel Bandwidth: 5 MHz			
	Low Channel		High Channel	
	Frequency (MHz)	Frequency Error (ppm)	Frequency (MHz)	Frequency Error (ppm)
-30	701.500001	0.002	713.500002	0.002
-20	701.500002	0.002	713.500003	0.005
-10	701.500004	0.005	713.500002	0.003
0	701.500003	0.004	713.500002	0.002
10	701.500004	0.005	713.500002	0.002
20	701.499997	-0.004	713.499996	-0.005
30	701.499999	-0.001	713.499997	-0.004
40	701.499997	-0.005	713.499997	-0.004
50	701.499998	-0.003	713.499997	-0.005

### Frequency Error vs. Voltage

Voltage (Volts)	LTE Band 12			
	Channel Bandwidth: 10 MHz			
	Low Channel		High Channel	
	Frequency (MHz)	Frequency Error (ppm)	Frequency (MHz)	Frequency Error (ppm)
4.25	704.000003	0.005	711.000002	0.003
5	704.000004	0.005	711.000002	0.003
5.75	704.000001	0.002	711.000001	0.002

Note: The applicant defined the normal working voltage is from 4.25Vdc to 5.75Vdc.

### Frequency Error vs. Temperature

Temp. (°C)	LTE Band 12			
	Channel Bandwidth: 10 MHz			
	Low Channel		High Channel	
	Frequency (MHz)	Frequency Error (ppm)	Frequency (MHz)	Frequency Error (ppm)
-30	704.000003	0.004	711.000003	0.004
-20	704.000001	0.001	711.000003	0.004
-10	704.000002	0.002	711.000001	0.001
0	704.000004	0.005	711.000004	0.005
10	704.000003	0.005	711.000003	0.004
20	703.999999	-0.002	710.999997	-0.005
30	703.999997	-0.005	710.999998	-0.003
40	703.999998	-0.003	710.999999	-0.002
50	703.999999	-0.001	710.999998	-0.002

Frequency Error vs. Voltage

Voltage (Volts)	LTE Band 48			
	Channel Bandwidth: 5 MHz			
	Low Channel		High Channel	
	Frequency (MHz)	Frequency Error (ppm)	Frequency (MHz)	Frequency Error (ppm)
4.25	3552.500001	0.000	3697.500002	0.001
5	3552.500002	0.001	3697.500001	0.000
5.75	3552.500003	0.001	3697.500004	0.001

Note: The applicant defined the normal working voltage is from 4.25Vdc to 5.75Vdc.

Frequency Error vs. Temperature

Temp. (°C)	LTE Band 48			
	Channel Bandwidth: 5 MHz			
	Low Channel		High Channel	
	Frequency (MHz)	Frequency Error (ppm)	Frequency (MHz)	Frequency Error (ppm)
-30	3552.500004	0.001	3697.500002	0.001
-20	3552.500002	0.001	3697.500002	0.000
-10	3552.500004	0.001	3697.500004	0.001
0	3552.500002	0.000	3697.500003	0.001
10	3552.500002	0.001	3697.500004	0.001
20	3552.499997	-0.001	3697.499999	0.000
30	3552.499997	-0.001	3697.499997	-0.001
40	3552.499997	-0.001	3697.499998	-0.001
50	3552.499997	-0.001	3697.499996	-0.001



### Frequency Error vs. Voltage

Voltage (Volts)	LTE Band 48			
	Channel Bandwidth: 10 MHz			
	Low Channel		High Channel	
	Frequency (MHz)	Frequency Error (ppm)	Frequency (MHz)	Frequency Error (ppm)
4.25	3555.000003	0.001	3695.000003	0.001
5	3555.000004	0.001	3695.000002	0.001
5.75	3555.000002	0.001	3695.000001	0.000

Note: The applicant defined the normal working voltage is from 4.25Vdc to 5.75Vdc.

### Frequency Error vs. Temperature

Temp. (°C)	LTE Band 48			
	Channel Bandwidth: 10 MHz			
	Low Channel		High Channel	
	Frequency (MHz)	Frequency Error (ppm)	Frequency (MHz)	Frequency Error (ppm)
-30	3555.000003	0.001	3695.000003	0.001
-20	3555.000003	0.001	3695.000003	0.001
-10	3555.000002	0.001	3695.000001	0.000
0	3555.000001	0.000	3695.000003	0.001
10	3555.000003	0.001	3695.000004	0.001
20	3554.999997	-0.001	3694.999998	-0.001
30	3554.999998	-0.001	3694.999998	-0.001
40	3554.999998	-0.001	3694.999997	-0.001
50	3554.999998	-0.001	3694.999997	-0.001

Frequency Error vs. Voltage

Voltage (Volts)	LTE Band 48			
	Channel Bandwidth: 15 MHz			
	Low Channel		High Channel	
	Frequency (MHz)	Frequency Error (ppm)	Frequency (MHz)	Frequency Error (ppm)
4.25	3557.500002	0.001	3692.500003	0.001
5	3557.500002	0.001	3692.500003	0.001
5.75	3557.500004	0.001	3692.500002	0.000

Note: The applicant defined the normal working voltage is from 4.25Vdc to 5.75Vdc.

Frequency Error vs. Temperature

Temp. (°C)	LTE Band 48			
	Channel Bandwidth: 15 MHz			
	Low Channel		High Channel	
	Frequency (MHz)	Frequency Error (ppm)	Frequency (MHz)	Frequency Error (ppm)
-30	3557.500004	0.001	3692.500002	0.001
-20	3557.500001	0.000	3692.500002	0.000
-10	3557.500001	0.000	3692.500003	0.001
0	3557.500003	0.001	3692.500003	0.001
10	3557.500003	0.001	3692.500001	0.000
20	3557.499998	-0.001	3692.499998	-0.001
30	3557.499998	-0.001	3692.499998	-0.001
40	3557.499997	-0.001	3692.499998	-0.001
50	3557.499997	-0.001	3692.499998	-0.001

### Frequency Error vs. Voltage

Voltage (Volts)	LTE Band 48			
	Channel Bandwidth: 20 MHz			
	Low Channel		High Channel	
	Frequency (MHz)	Frequency Error (ppm)	Frequency (MHz)	Frequency Error (ppm)
4.25	3560.000003	0.001	3690.000001	0.000
5	3560.000003	0.001	3690.000003	0.001
5.75	3560.000002	0.000	3690.000004	0.001

Note: The applicant defined the normal working voltage is from 4.25Vdc to 5.75Vdc.

### Frequency Error vs. Temperature

Temp. (°C)	LTE Band 48			
	Channel Bandwidth: 20 MHz			
	Low Channel		High Channel	
	Frequency (MHz)	Frequency Error (ppm)	Frequency (MHz)	Frequency Error (ppm)
-30	3560.000002	0.001	3690.000001	0.000
-20	3560.000003	0.001	3690.000004	0.001
-10	3560.000002	0.001	3690.000003	0.001
0	3560.000004	0.001	3690.000003	0.001
10	3560.000002	0.001	3690.000002	0.001
20	3559.999999	0.000	3689.999997	-0.001
30	3559.999997	-0.001	3689.999997	-0.001
40	3559.999999	0.000	3689.999997	-0.001
50	3559.999998	-0.001	3689.999996	-0.001

### Frequency Error vs. Voltage

Voltage (Volts)	LTE Band 66			
	Channel Bandwidth: 1.4 MHz			
	Low Channel		High Channel	
	Frequency (MHz)	Frequency Error (ppm)	Frequency (MHz)	Frequency Error (ppm)
4.25	1710.700002	0.001	1779.300003	0.002
5	1710.700001	0.001	1779.300003	0.002
5.75	1710.700004	0.002	1779.300002	0.001

Note: The applicant defined the normal working voltage is from 4.25Vdc to 5.75Vdc.

### Frequency Error vs. Temperature

Temp. (°C)	LTE Band 66			
	Channel Bandwidth: 1.4 MHz			
	Low Channel		High Channel	
	Frequency (MHz)	Frequency Error (ppm)	Frequency (MHz)	Frequency Error (ppm)
-30	1710.700003	0.002	1779.300003	0.002
-20	1710.700002	0.001	1779.300001	0.001
-10	1710.700002	0.001	1779.300001	0.001
0	1710.700002	0.001	1779.300003	0.002
10	1710.700002	0.001	1779.300002	0.001
20	1710.699998	-0.001	1779.299997	-0.002
30	1710.699998	-0.001	1779.299999	-0.001
40	1710.699996	-0.002	1779.299997	-0.002
50	1710.699998	-0.001	1779.299998	-0.001

### Frequency Error vs. Voltage

Voltage (Volts)	LTE Band 66			
	Channel Bandwidth: 3 MHz			
	Low Channel		High Channel	
	Frequency (MHz)	Frequency Error (ppm)	Frequency (MHz)	Frequency Error (ppm)
4.25	1711.500003	0.002	1778.500004	0.002
5	1711.500004	0.002	1778.500001	0.001
5.75	1711.500002	0.001	1778.500001	0.001

Note: The applicant defined the normal working voltage is from 4.25Vdc to 5.75Vdc.

### Frequency Error vs. Temperature

Temp. (°C)	LTE Band 66			
	Channel Bandwidth: 3 MHz			
	Low Channel		High Channel	
	Frequency (MHz)	Frequency Error (ppm)	Frequency (MHz)	Frequency Error (ppm)
-30	1711.500002	0.001	1778.500003	0.002
-20	1711.500003	0.002	1778.500001	0.001
-10	1711.500003	0.002	1778.500002	0.001
0	1711.500004	0.002	1778.500004	0.002
10	1711.500003	0.002	1778.500001	0.001
20	1711.499997	-0.002	1778.499996	-0.002
30	1711.499999	-0.001	1778.499996	-0.002
40	1711.499997	-0.002	1778.499999	-0.001
50	1711.499998	-0.001	1778.499997	-0.002

### Frequency Error vs. Voltage

Voltage (Volts)	LTE Band 66			
	Channel Bandwidth: 5 MHz			
	Low Channel		High Channel	
	Frequency (MHz)	Frequency Error (ppm)	Frequency (MHz)	Frequency Error (ppm)
4.25	1712.500001	0.001	1777.500004	0.002
5	1712.500004	0.002	1777.500003	0.002
5.75	1712.500001	0.001	1777.500004	0.002

Note: The applicant defined the normal working voltage is from 4.25Vdc to 5.75Vdc.

### Frequency Error vs. Temperature

Temp. (°C)	LTE Band 66			
	Channel Bandwidth: 5 MHz			
	Low Channel		High Channel	
	Frequency (MHz)	Frequency Error (ppm)	Frequency (MHz)	Frequency Error (ppm)
-30	1712.500002	0.001	1777.500004	0.002
-20	1712.500002	0.001	1777.500002	0.001
-10	1712.500004	0.002	1777.500001	0.001
0	1712.500004	0.002	1777.500002	0.001
10	1712.500004	0.002	1777.500001	0.001
20	1712.499996	-0.002	1777.499996	-0.002
30	1712.499998	-0.001	1777.499996	-0.002
40	1712.499996	-0.002	1777.499997	-0.002
50	1712.499998	-0.001	1777.499999	-0.001

### Frequency Error vs. Voltage

Voltage (Volts)	LTE Band 66			
	Channel Bandwidth: 10 MHz			
	Low Channel		High Channel	
	Frequency (MHz)	Frequency Error (ppm)	Frequency (MHz)	Frequency Error (ppm)
4.25	1715.000002	0.001	1775.000004	0.002
5	1715.000002	0.001	1775.000004	0.002
5.75	1715.000001	0.001	1775.000004	0.002

Note: The applicant defined the normal working voltage is from 4.25Vdc to 5.75Vdc.

### Frequency Error vs. Temperature

Temp. (°C)	LTE Band 66			
	Channel Bandwidth: 10 MHz			
	Low Channel		High Channel	
	Frequency (MHz)	Frequency Error (ppm)	Frequency (MHz)	Frequency Error (ppm)
-30	1715.000001	0.001	1775.000001	0.001
-20	1715.000004	0.002	1775.000002	0.001
-10	1715.000001	0.001	1775.000003	0.002
0	1715.000003	0.002	1775.000002	0.001
10	1715.000002	0.001	1775.000002	0.001
20	1714.999997	-0.002	1774.999996	-0.002
30	1714.999997	-0.002	1774.999998	-0.001
40	1714.999999	-0.001	1774.999998	-0.001
50	1714.999999	-0.001	1774.999997	-0.001

### Frequency Error vs. Voltage

Voltage (Volts)	LTE Band 66			
	Channel Bandwidth: 15 MHz			
	Low Channel		High Channel	
	Frequency (MHz)	Frequency Error (ppm)	Frequency (MHz)	Frequency Error (ppm)
4.25	1717.500004	0.002	1772.500003	0.002
5	1717.500001	0.001	1772.500002	0.001
5.75	1717.500001	0.001	1772.500002	0.001

Note: The applicant defined the normal working voltage is from 4.25Vdc to 5.75Vdc.

### Frequency Error vs. Temperature

Temp. (°C)	LTE Band 66			
	Channel Bandwidth: 15 MHz			
	Low Channel		High Channel	
	Frequency (MHz)	Frequency Error (ppm)	Frequency (MHz)	Frequency Error (ppm)
-30	1717.500001	0.001	1772.500003	0.002
-20	1717.500002	0.001	1772.500003	0.002
-10	1717.500001	0.001	1772.500002	0.001
0	1717.500002	0.001	1772.500002	0.001
10	1717.500003	0.002	1772.500002	0.001
20	1717.499998	-0.001	1772.499996	-0.002
30	1717.499996	-0.002	1772.499999	-0.001
40	1717.499997	-0.002	1772.499996	-0.002
50	1717.499998	-0.001	1772.499998	-0.001



### Frequency Error vs. Voltage

Voltage (Volts)	LTE Band 66			
	Channel Bandwidth: 20 MHz			
	Low Channel		High Channel	
	Frequency (MHz)	Frequency Error (ppm)	Frequency (MHz)	Frequency Error (ppm)
4.25	1720.000002	0.001	1770.000002	0.001
5	1720.000002	0.001	1770.000003	0.002
5.75	1720.000004	0.002	1770.000001	0.001

Note: The applicant defined the normal working voltage is from 4.25Vdc to 5.75Vdc.

### Frequency Error vs. Temperature

Temp. (°C)	LTE Band 66			
	Channel Bandwidth: 20 MHz			
	Low Channel		High Channel	
	Frequency (MHz)	Frequency Error (ppm)	Frequency (MHz)	Frequency Error (ppm)
-30	1720.000002	0.001	1770.000003	0.001
-20	1720.000002	0.001	1770.000002	0.001
-10	1720.000003	0.002	1770.000001	0.001
0	1720.000001	0.001	1770.000002	0.001
10	1720.000004	0.002	1770.000004	0.002
20	1719.999998	-0.001	1769.999998	-0.001
30	1719.999999	-0.001	1769.999998	-0.001
40	1719.999998	-0.001	1769.999997	-0.002
50	1719.999996	-0.002	1769.999996	-0.002

## 4.4 Occupied Bandwidth Measurement

### 4.4.1 Test Procedure

For LTE Band 2:

The EUT makes a call to the communication simulator. All measurements were done at low, middle and high operational frequency range. The communication simulator station system controlled a EUT to export maximum output power under transmission mode and specific channel frequency. Use OBW measurement function of Spectrum analyzer to measure 99 % occupied bandwidth.

For LTE Band 7, LTE Band 12, LTE Band 66:

The occupied bandwidth (OBW), that is the frequency bandwidth such that, below its lower and above its upper frequency limits, the mean powers radiated are each equal to 0.5 % of the total mean power radiated by a given emission.

For LTE Band 48:

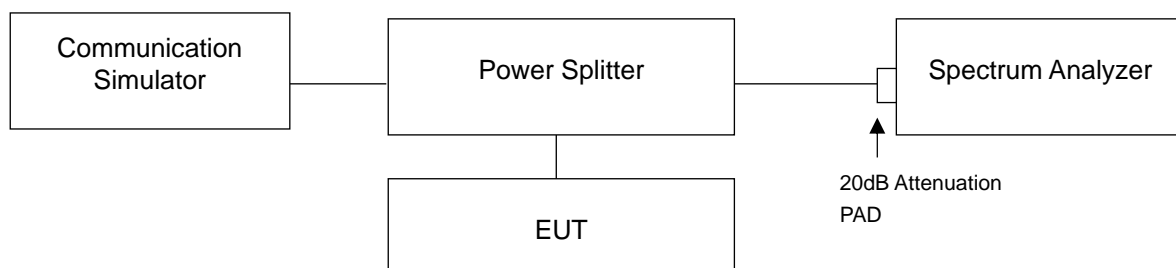
Occupied Bandwidth:

All measurements were done at low, middle and high operational frequency range. The communication simulator station system controlled a EUT to export maximum output power under transmission mode and specific channel frequency. Use OBW measurement function of Spectrum analyzer to measure 99 % occupied bandwidth.

26dBc Bandwidth:

The transmitter output was connected to the spectrum analyzer through an attenuator. The bandwidth of the fundamental frequency was measured by spectrum analyzer with RBW =51 kHz (5 MHz bandwidth), 100 kHz (10 MHz bandwidth), 150 kHz (15 MHz bandwidth), 200 kHz (20 MHz bandwidth). The emission bandwidth is defined as the width of the signal between two points, one below the carrier center frequency and one above the carrier center frequency, outside of which all emissions are attenuated at least 26 dB below the transmitter power.

### 4.4.2 Test Setup



#### 4.4.3 Test Result

##### Occupied Bandwidth

n5

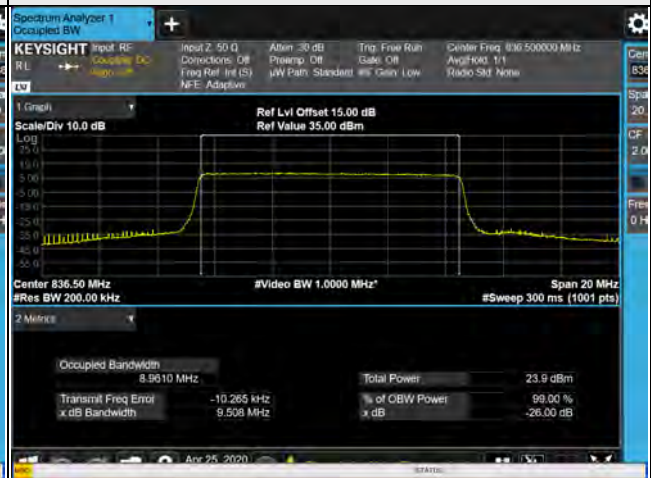
n5, Channel Bandwidth 5MHz						
Channel	Frequency (MHz)	99% Occupied Bandwidth (MHz)				
		$\pi/2$ BPSK	QPSK	16QAM	64QAM	256QAM
165300	826.5	4.4859	4.4853	4.4844	4.4865	4.4894
167300	836.5	4.4854	4.4876	4.4882	4.4898	4.4882
169300	846.5	4.4871	4.4845	4.4865	4.4850	4.4878
n5, Channel Bandwidth 10MHz						
Channel	Frequency (MHz)	99% Occupied Bandwidth (MHz)				
		$\pi/2$ BPSK	QPSK	16QAM	64QAM	256QAM
165800	829.0	8.9520	8.9445	8.9497	8.9449	8.9548
167300	836.5	8.9552	8.9541	8.9588	8.9485	8.9610
168800	844.0	8.9437	8.9406	8.9377	8.9391	8.9430
n5, Channel Bandwidth 15MHz						
Channel	Frequency (MHz)	99% Occupied Bandwidth (MHz)				
		$\pi/2$ BPSK	QPSK	16QAM	64QAM	256QAM
166300	831.5	13.448	13.453	13.433	13.432	13.437
167300	836.5	13.456	13.449	13.435	13.433	13.440
168300	841.5	13.452	13.451	13.442	13.441	13.443
n5, Channel Bandwidth 20MHz						
Channel	Frequency (MHz)	99% Occupied Bandwidth (MHz)				
		$\pi/2$ BPSK	QPSK	16QAM	64QAM	256QAM
166800	834.0	17.893	17.903	17.921	17.915	17.914
167300	836.5	17.907	17.900	17.918	17.922	17.933
167800	839.0	17.931	17.923	17.951	17.942	17.958

### Spectrum Plot of Worst Value

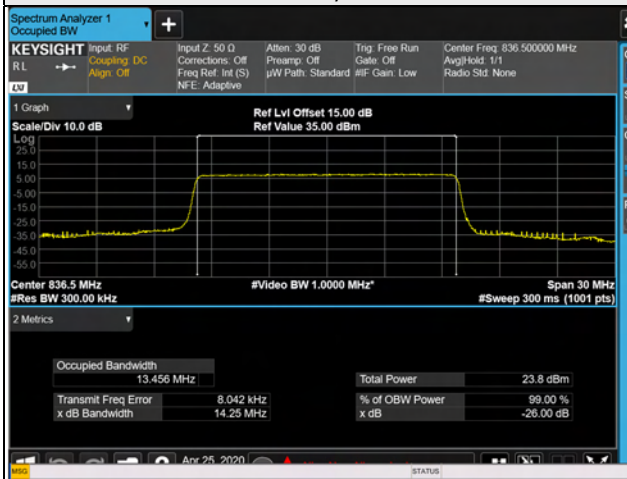
5MHz / 64QAM



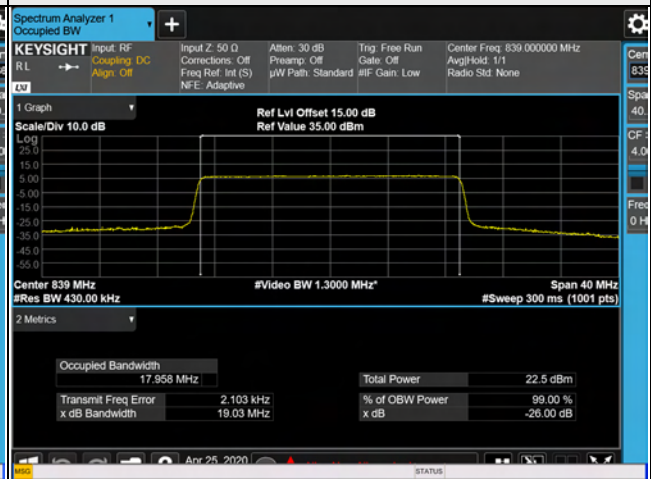
10MHz / 256QAM



15MHz /  $\pi/2$  BPSK



20MHz / 256QAM



LTE Band 2, Channel Bandwidth 1.4MHz				
Channel	Frequency (MHz)	99% Occupied Bandwidth (MHz)		
		QPSK	16QAM	64QAM
18607	1850.7	1.09	1.09	1.09
18900	1880.0	1.09	1.09	1.09
19193	1909.3	1.09	1.09	1.09

LTE Band 2, Channel Bandwidth 3MHz				
Channel	Frequency (MHz)	99% Occupied Bandwidth (MHz)		
		QPSK	16QAM	64QAM
18615	1851.5	2.70	2.70	2.70
18900	1880.0	2.70	2.70	2.70
19185	1908.5	2.70	2.70	2.70

LTE Band 2, Channel Bandwidth 5MHz				
Channel	Frequency (MHz)	99% Occupied Bandwidth (MHz)		
		QPSK	16QAM	64QAM
18625	1852.5	4.49	4.49	4.50
18900	1880.0	4.49	4.49	4.50
19175	1907.5	4.49	4.49	4.50

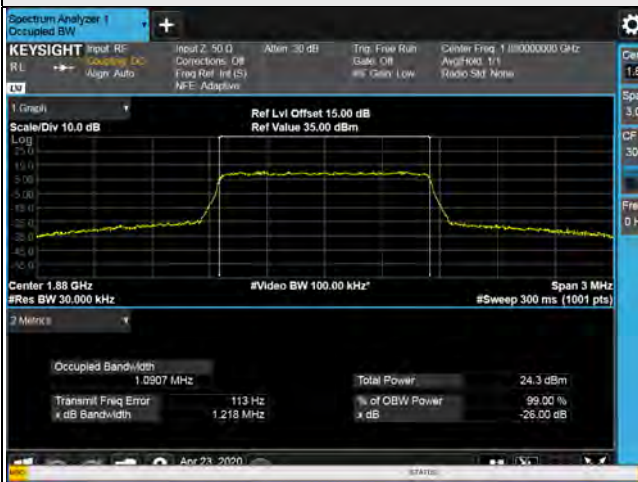
LTE Band 2, Channel Bandwidth 10MHz				
Channel	Frequency (MHz)	99% Occupied Bandwidth (MHz)		
		QPSK	16QAM	64QAM
18650	1855.0	8.96	8.96	8.96
18900	1880.0	8.96	8.96	8.97
19150	1905.0	8.96	8.96	8.97

LTE Band 2, Channel Bandwidth 15MHz				
Channel	Frequency (MHz)	99% Occupied Bandwidth (MHz)		
		QPSK	16QAM	64QAM
18675	1857.5	13.46	13.45	13.43
18900	1880.0	13.47	13.45	13.44
19125	1902.5	13.50	13.48	13.47

LTE Band 2, Channel Bandwidth 20MHz				
Channel	Frequency (MHz)	99% Occupied Bandwidth (MHz)		
		QPSK	16QAM	64QAM
18700	1860.0	17.92	17.93	17.92
18900	1880.0	17.92	17.95	17.93
19100	1900.0	18.05	18.00	17.99

### Spectrum Plot of Worst Value

#### 1.4MHz / 16QAM



#### 3MHz / QPSK



#### 5MHz / 64QAM



#### 10MHz / 64QAM



#### 15MHz / QPSK



#### 20MHz / QPSK

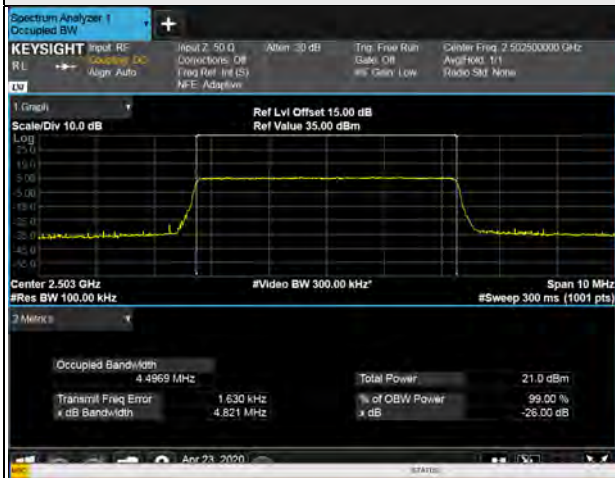


LTE Band 7

LTE Band 7, Channel Bandwidth 5MHz				
Channel	Frequency (MHz)	99% Occupied Bandwidth (MHz)		
		QPSK	16QAM	64QAM
20775	2502.5	4.49	4.49	4.50
21100	2535.0	4.48	4.49	4.50
21425	2567.5	4.49	4.49	4.50
LTE Band 7, Channel Bandwidth 10MHz				
Channel	Frequency (MHz)	99% Occupied Bandwidth (MHz)		
		QPSK	16QAM	64QAM
20800	2505.0	8.96	8.96	8.97
21100	2535.0	8.96	8.96	8.96
21400	2565.0	8.96	8.96	8.96
LTE Band 7, Channel Bandwidth 15MHz				
Channel	Frequency (MHz)	99% Occupied Bandwidth (MHz)		
		QPSK	16QAM	64QAM
20825	2507.5	13.45	13.45	13.43
21100	2535.0	13.46	13.45	13.45
21375	2562.5	13.46	13.46	13.45
LTE Band 7, Channel Bandwidth 20MHz				
Channel	Frequency (MHz)	99% Occupied Bandwidth (MHz)		
		QPSK	16QAM	64QAM
20850	2510.0	17.91	17.92	17.92
21100	2535.0	17.92	17.94	17.93
21350	2560.0	17.94	17.95	17.95

### Spectrum Plot of Worst Value

5MHz / 64QAM



10MHz / 64QAM



15MHz / QPSK



20MHz / 16QAM



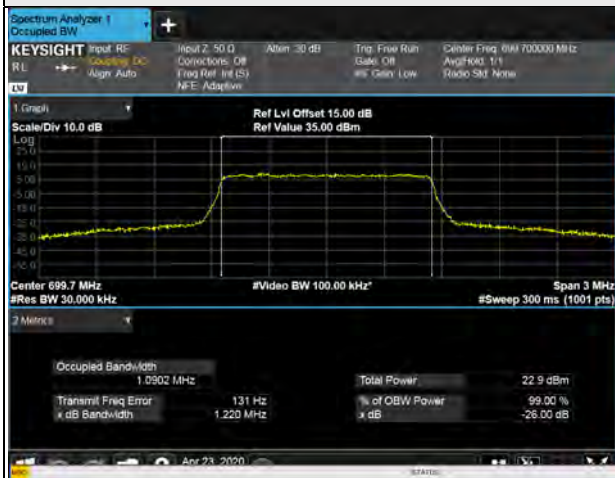


LTE Band 12

LTE Band 12, Channel Bandwidth 1.4MHz				
Channel	Frequency (MHz)	99% Occupied Bandwidth (MHz)		
		QPSK	16QAM	64QAM
23017	699.7	1.09	1.09	1.09
23095	707.5	1.09	1.09	1.09
23173	715.3	1.09	1.09	1.09
LTE Band 12, Channel Bandwidth 3MHz				
Channel	Frequency (MHz)	99% Occupied Bandwidth (MHz)		
		QPSK	16QAM	64QAM
23025	700.5	2.70	2.69	2.69
23095	707.5	2.70	2.69	2.69
23165	714.5	2.70	2.69	2.70
LTE Band 12, Channel Bandwidth 5MHz				
Channel	Frequency (MHz)	99% Occupied Bandwidth (MHz)		
		QPSK	16QAM	64QAM
23035	701.5	4.49	4.49	4.50
23095	707.5	4.48	4.49	4.49
23155	713.5	4.49	4.49	4.50
LTE Band 12, Channel Bandwidth 10MHz				
Channel	Frequency (MHz)	99% Occupied Bandwidth (MHz)		
		QPSK	16QAM	64QAM
23060	704.0	8.96	8.96	8.96
23095	707.5	8.95	8.96	8.96
23130	711.0	8.94	8.95	8.95

### Spectrum Plot of Worst Value

1.4MHz / 16QAM



3MHz / QPSK



5MHz / 64QAM



10MHz / 64QAM

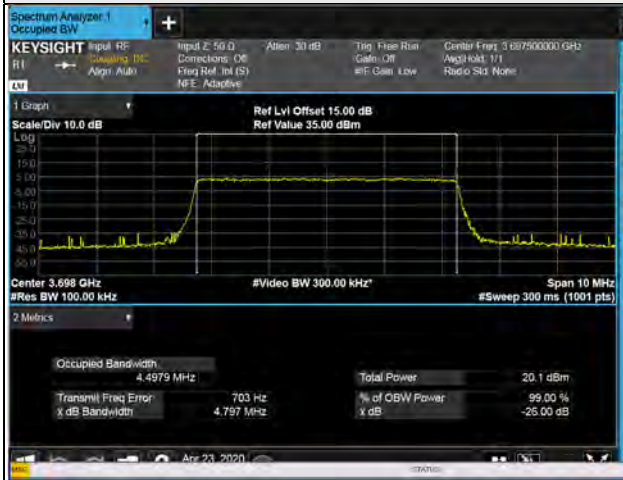


LTE Band 48

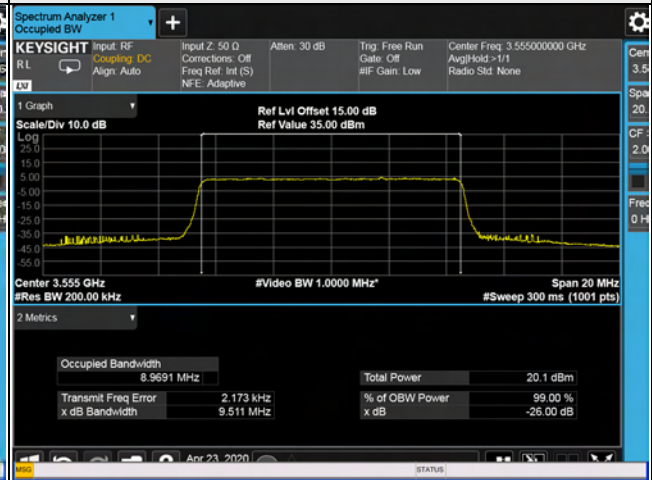
LTE Band 48, Channel Bandwidth 5MHz				
Channel	Frequency (MHz)	99% Occupied Bandwidth (MHz)		
		QPSK	16QAM	64QAM
55265	3552.5	4.49	4.49	4.50
55990	3625.0	4.49	4.49	4.49
56715	3697.5	4.49	4.49	4.50
LTE Band 48, Channel Bandwidth 10MHz				
Channel	Frequency (MHz)	99% Occupied Bandwidth (MHz)		
		QPSK	16QAM	64QAM
55290	3555.0	8.96	8.96	8.97
55990	3625.0	8.95	8.96	8.95
56690	3695.0	8.96	8.97	8.96
LTE Band 48, Channel Bandwidth 15MHz				
Channel	Frequency (MHz)	99% Occupied Bandwidth (MHz)		
		QPSK	16QAM	64QAM
55315	3557.5	13.46	13.45	13.45
55990	3625.0	13.47	13.46	13.45
56665	3692.5	13.47	13.45	13.45
LTE Band 48, Channel Bandwidth 20MHz				
Channel	Frequency (MHz)	99% Occupied Bandwidth (MHz)		
		QPSK	16QAM	64QAM
55340	3560.0	17.93	17.92	17.92
55990	3625.0	17.93	17.93	17.92
56640	3690.0	17.93	17.93	17.93

### Spectrum Plot of Worst Value

5MHz / 64QAM



10MHz / 64QAM



15MHz / QPSK



20MHz / QPSK



LTE Band 66

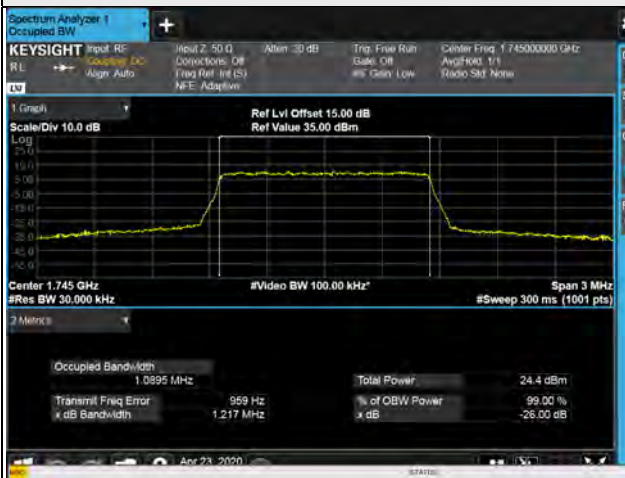
LTE Band 66, Channel Bandwidth 1.4MHz				
Channel	Frequency (MHz)	99% Occupied Bandwidth (MHz)		
		QPSK	16QAM	64QAM
131979	1710.7	1.09	1.09	1.09
132322	1745.0	1.09	1.09	1.09
132665	1779.3	1.09	1.89	1.09
LTE Band 66, Channel Bandwidth 3MHz				
Channel	Frequency (MHz)	99% Occupied Bandwidth (MHz)		
		QPSK	16QAM	64QAM
131987	1711.5	2.70	2.70	2.70
132322	1745.0	2.70	2.69	2.70
132657	1778.5	2.70	2.69	2.70
LTE Band 66, Channel Bandwidth 5MHz				
Channel	Frequency (MHz)	99% Occupied Bandwidth (MHz)		
		QPSK	16QAM	64QAM
131997	1712.5	4.49	4.49	4.50
132322	1745.0	4.49	4.49	4.49
132647	1777.5	4.49	4.49	4.50
LTE Band 66, Channel Bandwidth 10MHz				
Channel	Frequency (MHz)	99% Occupied Bandwidth (MHz)		
		QPSK	16QAM	64QAM
132022	1715.0	8.96	8.97	8.97
132322	1745.0	8.96	8.97	8.97
132622	1775.0	8.96	8.97	8.97
LTE Band 66, Channel Bandwidth 15MHz				
Channel	Frequency (MHz)	99% Occupied Bandwidth (MHz)		
		QPSK	16QAM	64QAM
132047	1717.5	13.46	13.44	13.44
132322	1745.0	13.48	13.46	13.46
132597	1772.5	13.49	13.48	13.48

LTE Band 66, Channel Bandwidth 20MHz

Channel	Frequency (MHz)	99% Occupied Bandwidth (MHz)		
		QPSK	16QAM	64QAM
132072	1720.0	17.91	17.92	17.91
132322	1745.0	17.97	17.99	17.98
132572	1770.0	18.01	18.03	18.02

### Spectrum Plot of Worst Value

1.4MHz / 16QAM



3MHz / QPSK



5MHz / 64QAM



10MHz / 64QAM



15MHz / QPSK



20MHz / 16QAM



## 26dB Bandwidth

n5

n5, Channel Bandwidth 5MHz						
Channel	Frequency (MHz)	26dB Bandwidth (MHz)				
		$\pi/2$ BPSK	QPSK	16QAM	64QAM	256QAM
165300	826.5	4.796	4.776	4.797	4.803	4.807
167300	836.5	4.794	4.791	4.791	4.798	4.796
169300	846.5	4.790	4.792	4.785	4.803	4.802
n5, Channel Bandwidth 10MHz						
Channel	Frequency (MHz)	26dB Bandwidth (MHz)				
		$\pi/2$ BPSK	QPSK	16QAM	64QAM	256QAM
165800	829.0	9.488	9.477	9.511	9.499	9.502
167300	836.5	9.500	9.504	9.495	9.502	9.508
168800	844.0	9.473	9.493	9.493	9.496	9.501
n5, Channel Bandwidth 15MHz						
Channel	Frequency (MHz)	26dB Bandwidth (MHz)				
		$\pi/2$ BPSK	QPSK	16QAM	64QAM	256QAM
166300	831.5	14.26	14.25	14.24	14.23	14.25
167300	836.5	14.25	14.24	14.25	14.24	14.25
168300	841.5	14.25	14.27	14.25	14.26	14.24
n5, Channel Bandwidth 20MHz						
Channel	Frequency (MHz)	26dB Bandwidth (MHz)				
		$\pi/2$ BPSK	QPSK	16QAM	64QAM	256QAM
166800	834.0	19.03	19.01	19.02	19.00	19.02
167300	836.5	19.02	19.01	19.00	19.03	19.03
167800	839.0	19.04	19.03	19.04	19.04	19.03



### Spectrum Plot of Worst Value

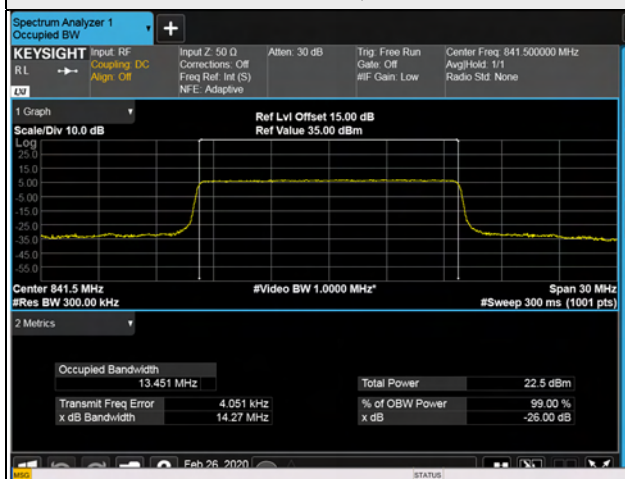
5MHz / 256QAM



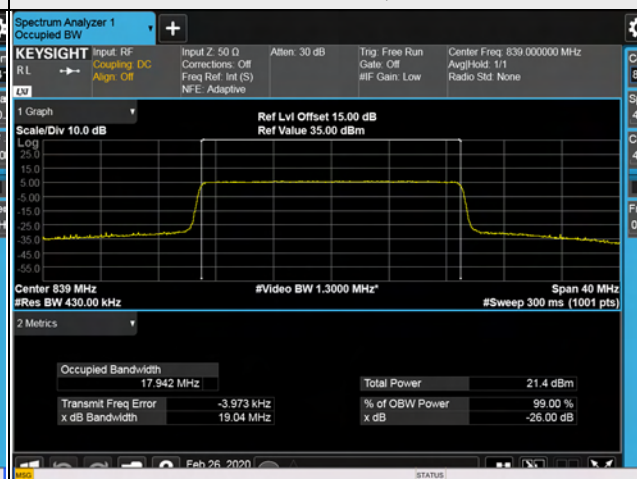
10MHz / 256QAM



15MHz / QPSK



20MHz / 64QAM



LTE Band 2, Channel Bandwidth 1.4MHz				
Channel	Frequency (MHz)	26dBc Bandwidth (MHz)		
		QPSK	16QAM	64QAM
18607	1850.7	1.22	1.22	1.22
18900	1880.0	1.21	1.22	1.22
19193	1909.3	1.21	1.22	1.22

LTE Band 2, Channel Bandwidth 3MHz				
Channel	Frequency (MHz)	26dBc Bandwidth (MHz)		
		QPSK	16QAM	64QAM
18615	1851.5	2.92	2.93	2.91
18900	1880.0	2.92	2.93	2.91
19185	1908.5	2.92	2.92	2.91

LTE Band 2, Channel Bandwidth 5MHz				
Channel	Frequency (MHz)	26dBc Bandwidth (MHz)		
		QPSK	16QAM	64QAM
18625	1852.5	4.78	4.81	4.85
18900	1880.0	4.81	4.79	4.82
19175	1907.5	4.80	4.81	4.83

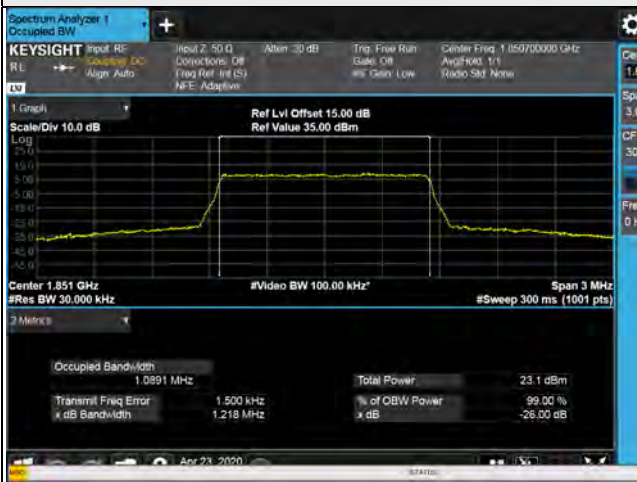
LTE Band 2, Channel Bandwidth 10MHz				
Channel	Frequency (MHz)	26dBc Bandwidth (MHz)		
		QPSK	16QAM	64QAM
18650	1855.0	9.52	9.51	9.51
18900	1880.0	9.51	9.51	9.51
19150	1905.0	9.51	9.50	9.52

LTE Band 2, Channel Bandwidth 15MHz				
Channel	Frequency (MHz)	26dBc Bandwidth (MHz)		
		QPSK	16QAM	64QAM
18675	1857.5	14.28	14.27	14.26
18900	1880.0	14.25	14.26	14.23
19125	1902.5	14.32	14.32	14.29

LTE Band 2, Channel Bandwidth 20MHz				
Channel	Frequency (MHz)	26dBc Bandwidth (MHz)		
		QPSK	16QAM	64QAM
18700	1860.0	19.03	19.04	19.03
18900	1880.0	19.04	19.04	19.03
19100	1900.0	26.76	19.16	19.14

### Spectrum Plot of Worst Value

#### 1.4MHz / 64QAM



#### 3MHz / 16QAM



#### 5MHz / 64QAM



#### 10MHz / 64QAM



#### 15MHz / 16QAM



#### 20MHz / QPSK

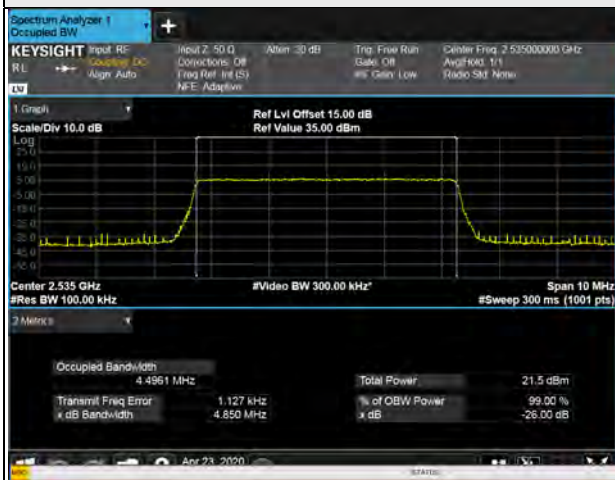


LTE Band 7

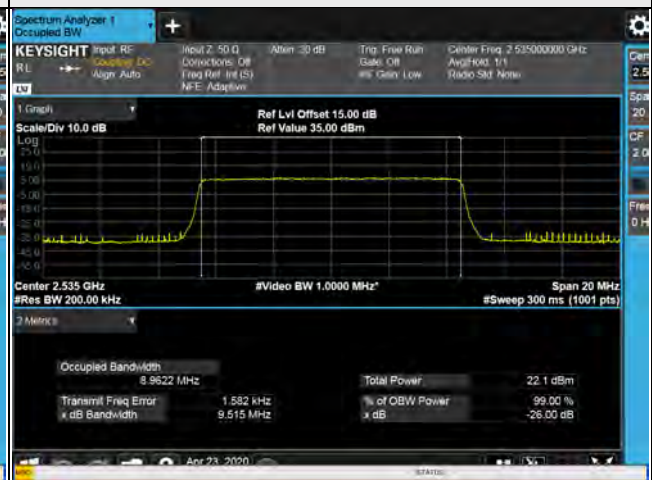
LTE Band 7, Channel Bandwidth 5MHz				
Channel	Frequency (MHz)	26dB Bandwidth (MHz)		
		QPSK	16QAM	64QAM
20775	2502.5	4.80	4.80	4.82
21100	2535.0	4.80	4.80	4.85
21425	2567.5	4.79	4.81	4.85
LTE Band 7, Channel Bandwidth 10MHz				
Channel	Frequency (MHz)	26dB Bandwidth (MHz)		
		QPSK	16QAM	64QAM
20800	2505.0	9.50	9.50	9.51
21100	2535.0	9.50	9.52	9.51
21400	2565.0	9.51	9.51	9.51
LTE Band 7, Channel Bandwidth 15MHz				
Channel	Frequency (MHz)	26dB Bandwidth (MHz)		
		QPSK	16QAM	64QAM
20825	2507.5	14.23	14.24	14.23
21100	2535.0	14.25	14.25	14.23
21375	2562.5	14.26	14.26	14.25
LTE Band 7, Channel Bandwidth 20MHz				
Channel	Frequency (MHz)	26dB Bandwidth (MHz)		
		QPSK	16QAM	64QAM
20850	2510.0	19.01	19.02	19.01
21100	2535.0	19.02	19.03	19.02
21350	2560.0	19.04	19.03	19.03

### Spectrum Plot of Worst Value

**5MHz / 64QAM**



**10MHz / 16QAM**



**15MHz / QPSK**



**20MHz / QPSK**



LTE Band 12

LTE Band 12, Channel Bandwidth 1.4MHz				
Channel	Frequency (MHz)	26dB Bandwidth (MHz)		
		QPSK	16QAM	64QAM
23017	699.7	1.21	1.22	1.21
23095	707.5	1.21	1.21	1.22
23173	715.3	1.21	1.21	1.22
LTE Band 12, Channel Bandwidth 3MHz				
Channel	Frequency (MHz)	26dB Bandwidth (MHz)		
		QPSK	16QAM	64QAM
23025	700.5	2.92	2.92	2.91
23095	707.5	2.91	2.93	2.91
23165	714.5	2.93	2.93	2.90
LTE Band 12, Channel Bandwidth 5MHz				
Channel	Frequency (MHz)	26dB Bandwidth (MHz)		
		QPSK	16QAM	64QAM
23035	701.5	4.81	4.80	4.82
23095	707.5	4.80	4.80	4.83
23155	713.5	4.78	4.79	4.83
LTE Band 12, Channel Bandwidth 10MHz				
Channel	Frequency (MHz)	26dB Bandwidth (MHz)		
		QPSK	16QAM	64QAM
23060	704.0	9.50	9.52	9.51
23095	707.5	9.51	9.50	9.51
23130	711.0	9.50	9.49	9.52

### Spectrum Plot of Worst Value

1.4MHz / 64QAM



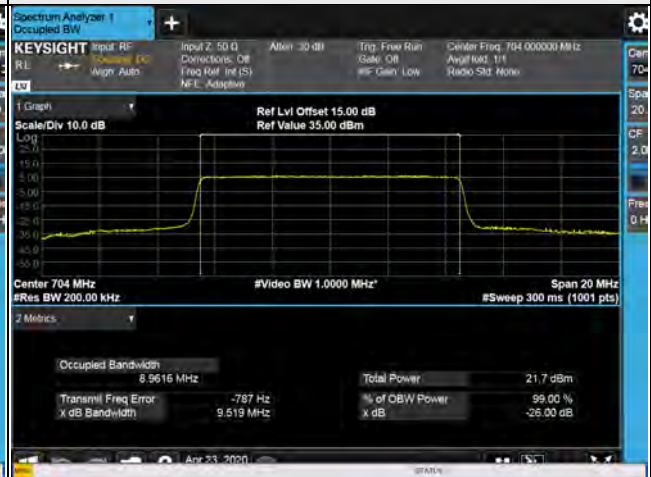
3MHz / 16QAM



5MHz / 64QAM



10MHz / 16QAM



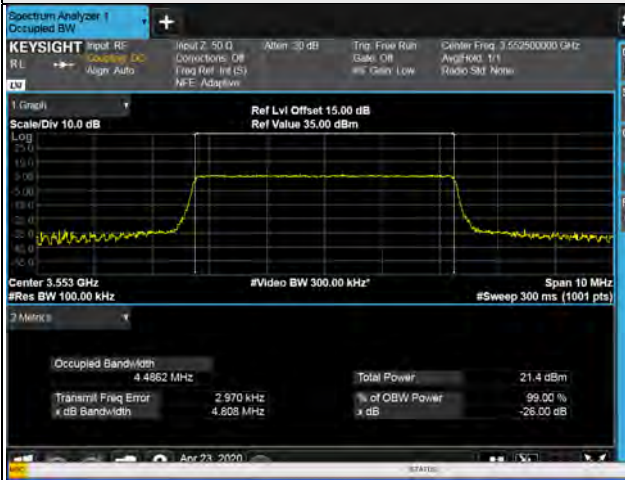
LTE Band 48

LTE Band 48, Channel Bandwidth 5MHz				
Channel	Frequency (MHz)	26dB Bandwidth (MHz)		
		QPSK	16QAM	64QAM
55265	3552.5	4.81	4.79	4.80
55990	3625.0	4.79	4.78	4.78
56715	3697.5	4.80	4.80	4.80
LTE Band 48, Channel Bandwidth 10MHz				
Channel	Frequency (MHz)	26dB Bandwidth (MHz)		
		QPSK	16QAM	64QAM
55290	3555.0	9.49	9.50	9.51
55990	3625.0	9.48	9.48	9.59
56690	3695.0	9.48	9.49	9.52
LTE Band 48, Channel Bandwidth 15MHz				
Channel	Frequency (MHz)	26dB Bandwidth (MHz)		
		QPSK	16QAM	64QAM
55315	3557.5	14.26	14.26	14.24
55990	3625.0	14.27	14.21	14.23
56665	3692.5	14.29	14.23	14.23
LTE Band 48, Channel Bandwidth 20MHz				
Channel	Frequency (MHz)	26dB Bandwidth (MHz)		
		QPSK	16QAM	64QAM
55340	3560.0	19.02	19.02	19.02
55990	3625.0	19.00	19.02	19.02
56640	3690.0	19.04	19.02	19.00

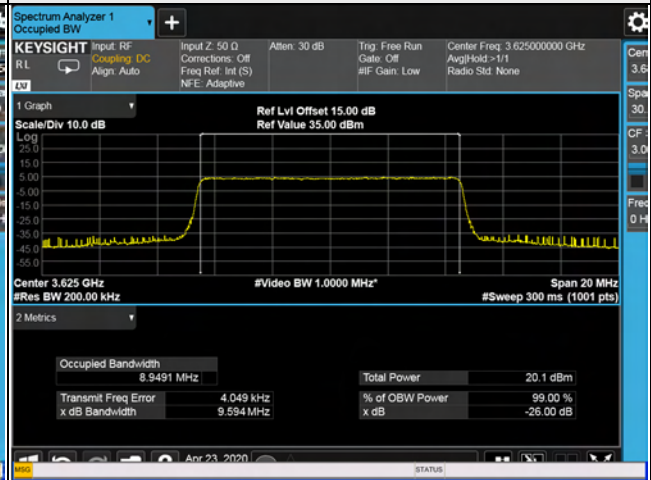


### Spectrum Plot of Worst Value

5MHz / QPSK



10MHz / 64QAM



15MHz / QPSK



20MHz / QPSK



LTE Band 66

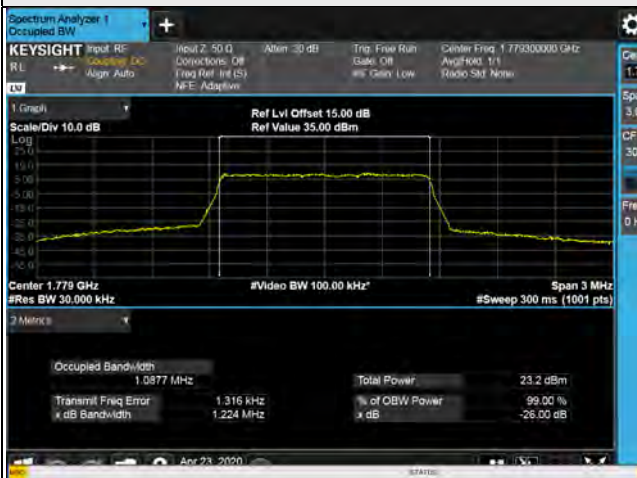
LTE Band 66, Channel Bandwidth 1.4MHz				
Channel	Frequency (MHz)	26dB Bandwidth (MHz)		
		QPSK	16QAM	64QAM
131979	1710.7	1.21	1.21	1.22
132322	1745.0	1.21	1.22	1.22
132665	1779.3	1.21	1.22	1.22
LTE Band 66, Channel Bandwidth 3MHz				
Channel	Frequency (MHz)	26dB Bandwidth (MHz)		
		QPSK	16QAM	64QAM
131987	1711.5	2.91	2.93	2.90
132322	1745.0	2.91	2.94	2.89
132657	1778.5	2.91	2.94	2.91
LTE Band 66, Channel Bandwidth 5MHz				
Channel	Frequency (MHz)	26dB Bandwidth (MHz)		
		QPSK	16QAM	64QAM
131997	1712.5	4.82	4.79	4.84
132322	1745.0	4.82	4.80	4.84
132647	1777.5	4.81	4.80	4.82
LTE Band 66, Channel Bandwidth 10MHz				
Channel	Frequency (MHz)	26dB Bandwidth (MHz)		
		QPSK	16QAM	64QAM
132022	1715.0	9.50	9.51	9.52
132322	1745.0	9.51	9.51	9.51
132622	1775.0	9.51	9.51	9.52
LTE Band 66, Channel Bandwidth 15MHz				
Channel	Frequency (MHz)	26dB Bandwidth (MHz)		
		QPSK	16QAM	64QAM
132047	1717.5	14.23	14.24	14.23
132322	1745.0	14.25	14.26	14.25
132597	1772.5	14.28	14.29	14.28

LTE Band 66, Channel Bandwidth 20MHz

Channel	Frequency (MHz)	26dB Bandwidth (MHz)		
		QPSK	16QAM	64QAM
132072	1720.0	19.03	19.04	19.01
132322	1745.0	19.04	19.07	19.06
132572	1770.0	20.27	19.23	19.17

### Spectrum Plot of Worst Value

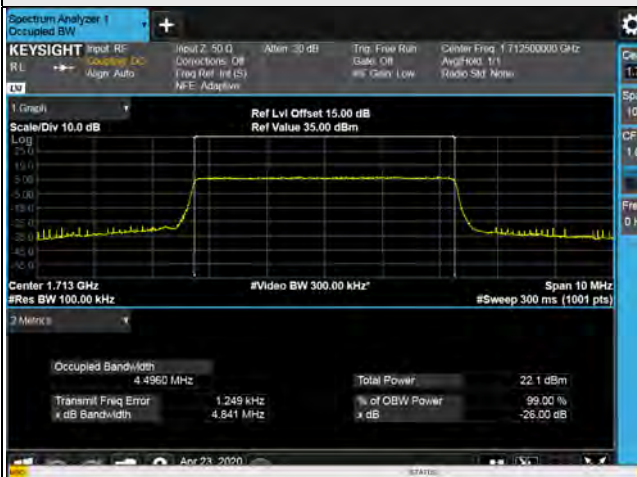
#### 1.4MHz / 64QAM



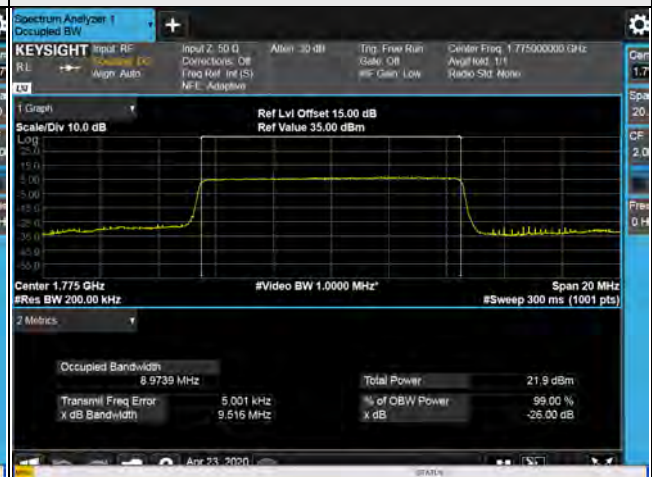
#### 3MHz / 16QAM



#### 5MHz / 64QAM



#### 10MHz / 64QAM



#### 15MHz / 16QAM



#### 20MHz / QPSK



## 4.5 Band Edge Measurement

### 4.5.1 Limits of Band Edge Measurement

For LTE Band 2

Power of any emission outside of the authorized operating frequency ranges must be attenuated below the transmitting power (P) by a factor of at least  $43 + 10 \log(P)$  dB. In the 1 MHz bands immediately outside and adjacent to the frequency block a resolution bandwidth of at least one percent of the emission bandwidth of the fundamental emission of the transmitter may be employed.

For LTE Band 7

According to FCC 27.53(m)(4) specified that power of any emission outside of the channel edge must be attenuated below the transmitting power (P) by a factor shall be not less than  $40 + 10 \log(P)$  dB on all frequencies between the channel edge and 5 megahertz from the channel edge,  $43 + 10 \log(P)$  dB on all frequencies between 5 megahertz and X megahertz from the channel edge, and  $55 + 10 \log(P)$  dB on all frequencies more than X megahertz from the channel edge, where X is the greater of 6 megahertz or the actual emission bandwidth. In addition, the attenuation factor shall not be less that  $43 + 10 \log(P)$  dB on all frequencies between 2490.5 MHz and 2496 MHz and  $55 + 10 \log(P)$  dB at or below 2490.5 MHz. In the 1 MHz bands immediately outside and adjacent to the frequency block a resolution bandwidth of at least two percent may be employed, except when the 1 megahertz band is 2495-2496 MHz, in which case a resolution bandwidth of at least one percent may be employed.

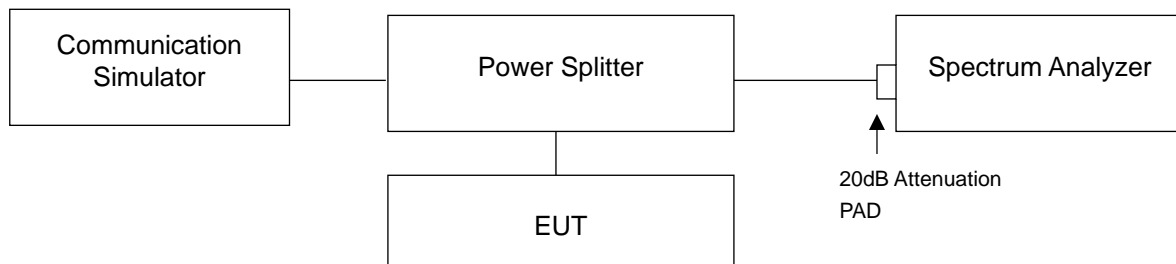
For LTE Band 12

According to FCC 27.53(g) for operations in the 600 MHz band and the 698-746 MHz band, the power of any emission outside a licensee's frequency band(s) of operation shall be attenuated below the transmitter power (P) within the licensed band(s) of operation, measured in watts, by at least  $43 + 10 \log(P)$  dB. Compliance with this provision is based on the use of measurement instrumentation employing a resolution bandwidth of 100 kilohertz or greater.

For LTE Band 66

According to FCC 27.53(h) for operations in the 1695-1710 MHz, 1710-1755 MHz, 1755-1780 MHz, 1915-1920 MHz, 1995-2000 MHz, 2000-2020 MHz, 2110-2155 MHz, 2155-2180 MHz, and 2180-2200 bands, the power of any emission outside a licensee's frequency block shall be attenuated below the transmitter power (P) in watts by at least  $43 + 10 \log(P)$  dB.

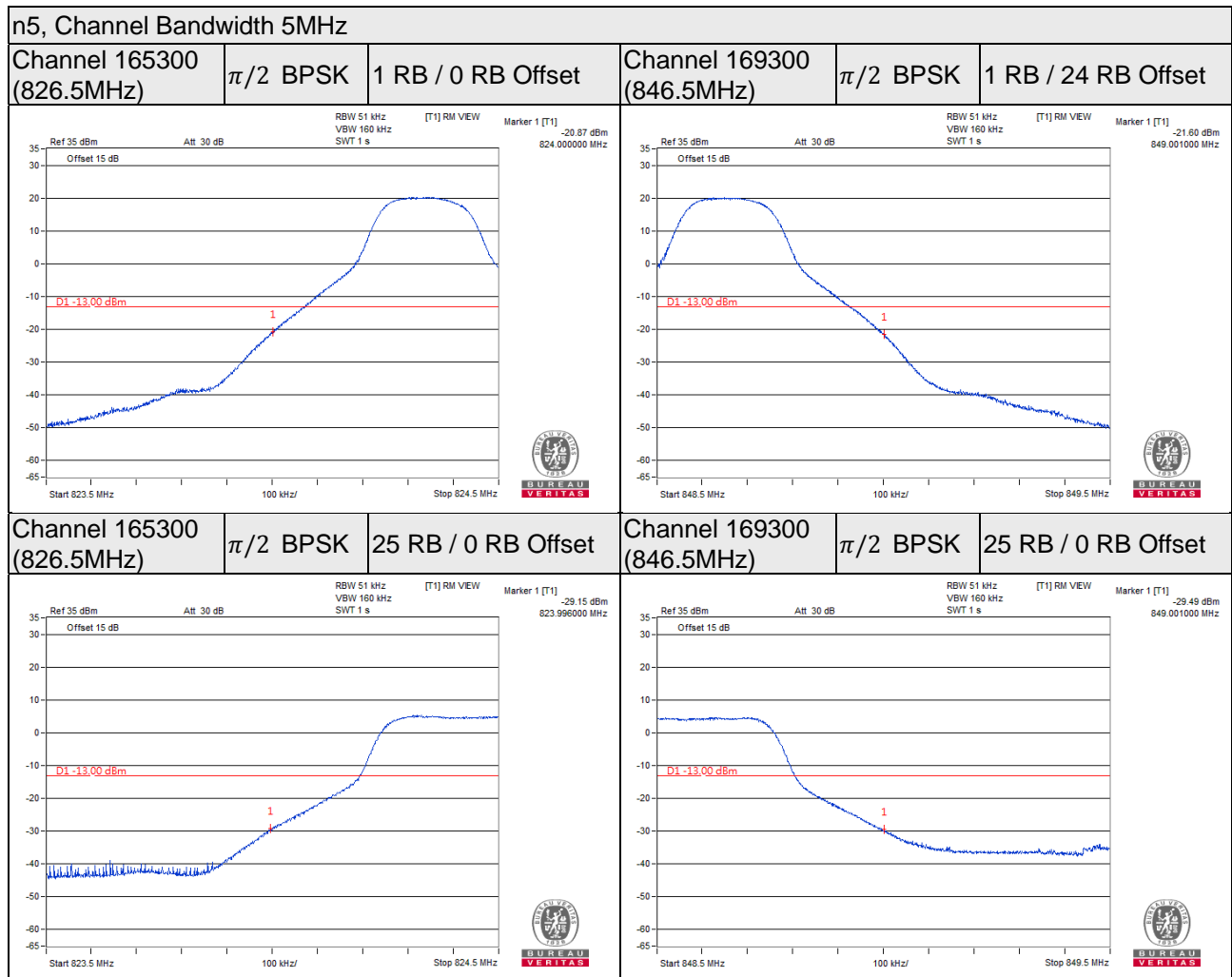
### 4.5.2 Test Setup



#### 4.5.3 Test Procedures

- a. All measurements were done at low and high operational frequency range.
- b. The center frequency of spectrum is the band edge frequency and span is 1MHz. RB of the spectrum is 15kHz and VB of the spectrum is 51kHz (LTE Channel Bandwidth 1.4MHz).
- c. The center frequency of spectrum is the band edge frequency and span is 1MHz. RB of the spectrum is 30kHz and VB of the spectrum is 100kHz (LTE Channel Bandwidth 3MHz).
- d. The center frequency of spectrum is the band edge frequency and span is 1MHz. RB of the spectrum is 51kHz and VB of the spectrum is 160kHz (Channel Bandwidth 5MHz).
- e. The center frequency of spectrum is the band edge frequency and span is 1MHz. RB of the spectrum is 100kHz and VB of the spectrum is 300kHz (Channel Bandwidth 10MHz).
- f. The center frequency of spectrum is the band edge frequency and span is 1MHz. RB of the spectrum is 150kHz and VB of the spectrum is 470kHz (Channel Bandwidth 15MHz).
- g. The center frequency of spectrum is the band edge frequency and span is 1MHz. RB of the spectrum is 200kHz and VB of the spectrum is 1MHz (Channel Bandwidth 20MHz).
- h. Record the max trace plot into the test report.

### 4.5.4 Test Results



n5, Channel Bandwidth 10MHz

Channel 165800  
(829.0MHz)

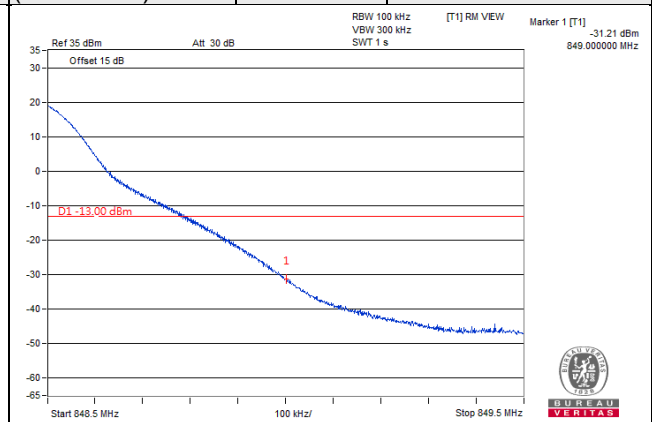
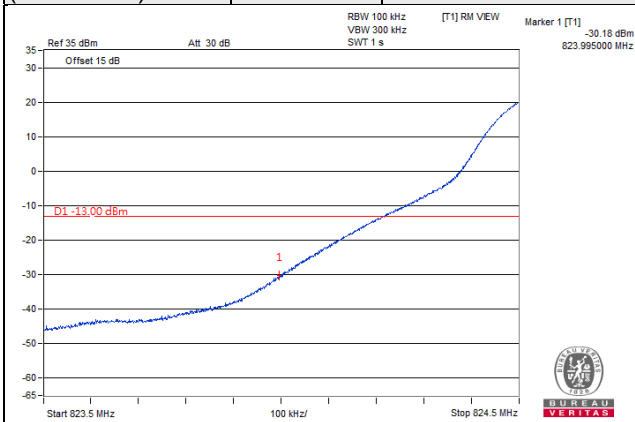
$\pi/2$  BPSK

1 RB / 0 RB Offset

Channel 168800  
(844.0MHz)

$\pi/2$  BPSK

1 RB / 51 RB Offset



Channel 165800  
(829.0MHz)

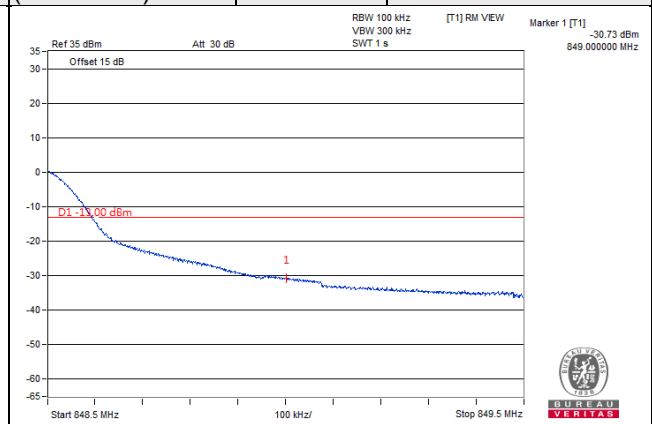
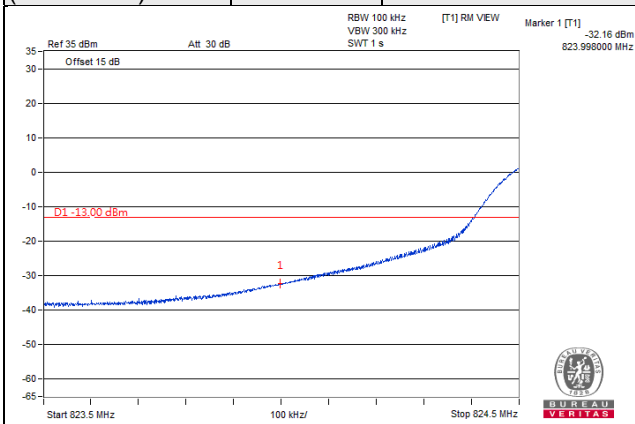
$\pi/2$  BPSK

52 RB / 0 RB Offset

Channel 168800  
(844.0MHz)

$\pi/2$  BPSK

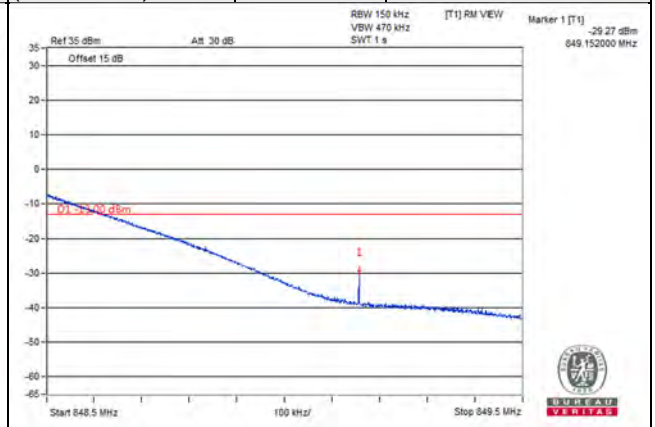
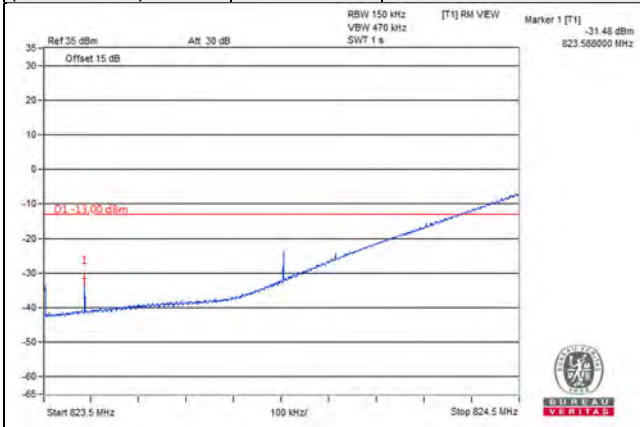
52 RB / 0 RB Offset



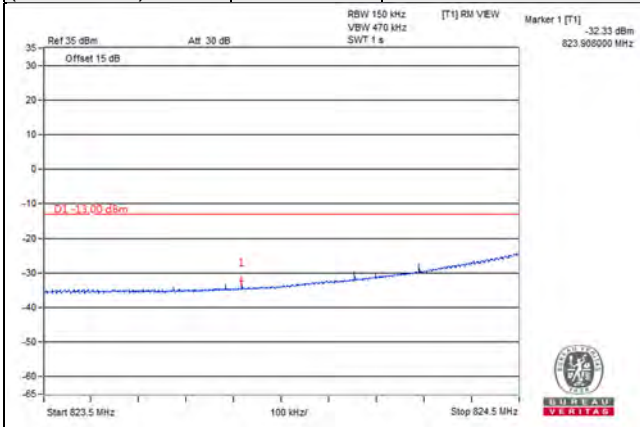


n5, Channel Bandwidth 15MHz

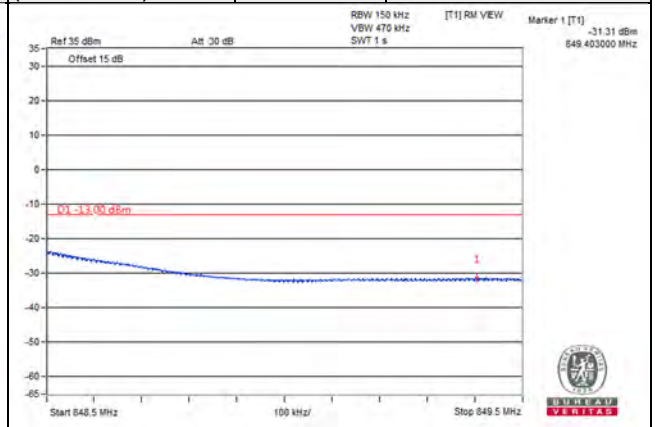
Channel 166300 (831.5MHz)	$\pi/2$ BPSK	1 RB / 0 RB Offset	Channel 168300 (841.5MHz)	$\pi/2$ BPSK	1 RB / 78 RB Offset
------------------------------	--------------	--------------------	------------------------------	--------------	---------------------



Channel 166300 (831.5MHz)	$\pi/2$ BPSK	79 RB / 0 RB Offset
------------------------------	--------------	---------------------

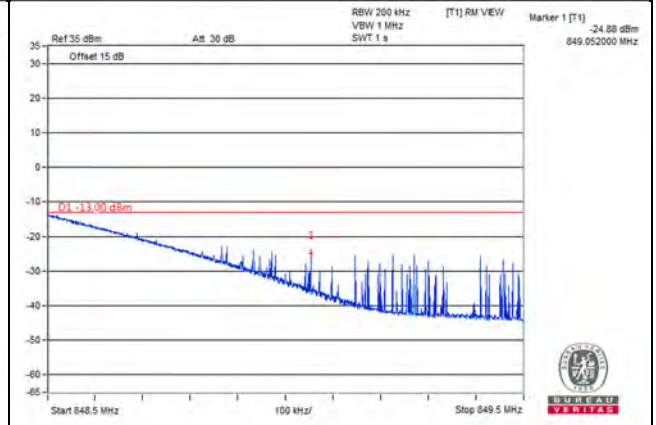
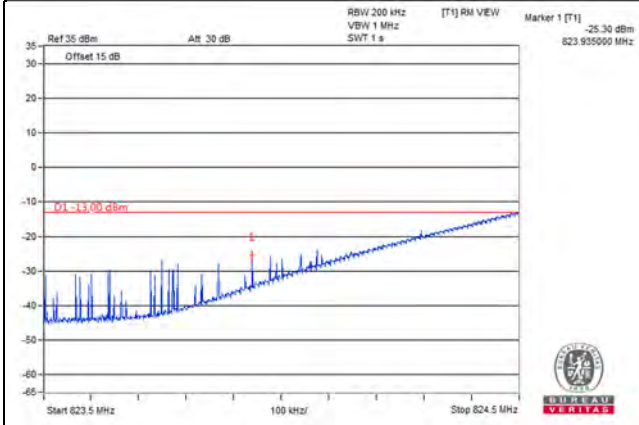


Channel 168300 (841.5MHz)	$\pi/2$ BPSK	79 RB / 0 RB Offset
------------------------------	--------------	---------------------

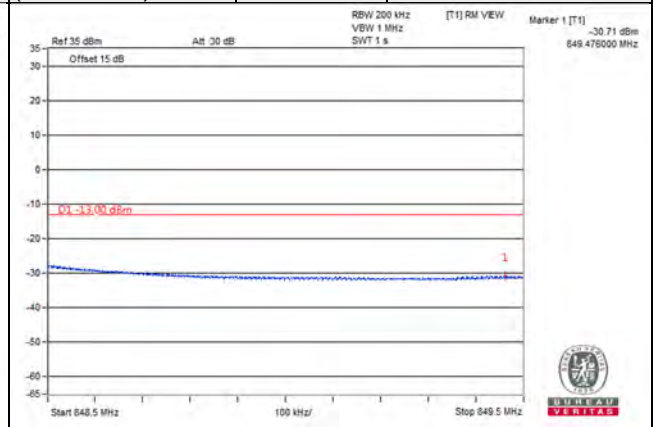
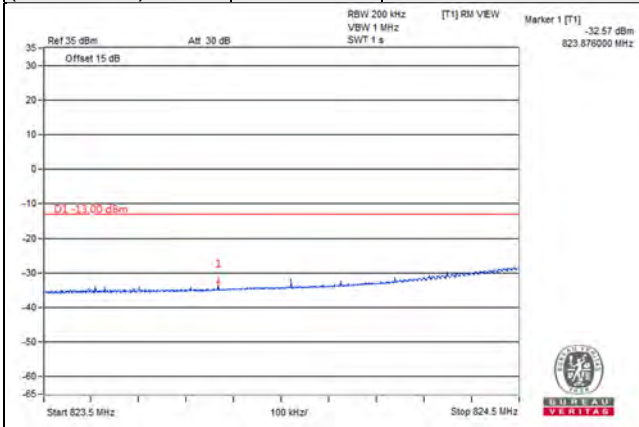


n5, Channel Bandwidth 20MHz

Channel 166800 (834.0MHz)	$\pi/2$ BPSK	1 RB / 0 RB Offset	Channel 167800 (839.0MHz)	$\pi/2$ BPSK	1 RB / 105 RB Offset
------------------------------	--------------	--------------------	------------------------------	--------------	----------------------



Channel 166800 (834.0MHz)	$\pi/2$ BPSK	106 RB / 0 RB Offset	Channel 167800 (839.0MHz)	$\pi/2$ BPSK	106 RB / 0 RB Offset
------------------------------	--------------	----------------------	------------------------------	--------------	----------------------



LTE Band 2, Channel Bandwidth 1.4MHz

Channel 18607  
(1850.70MHz)

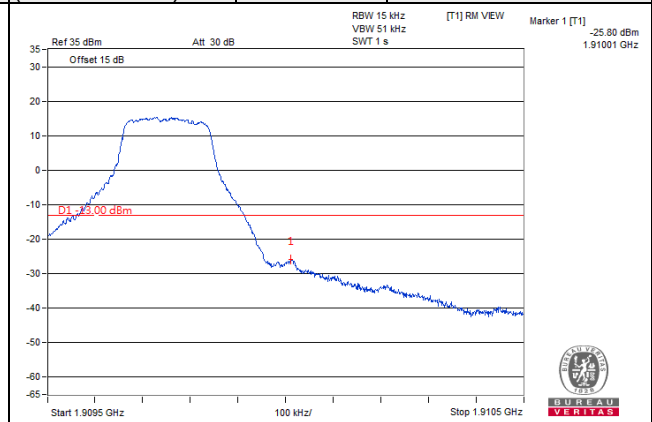
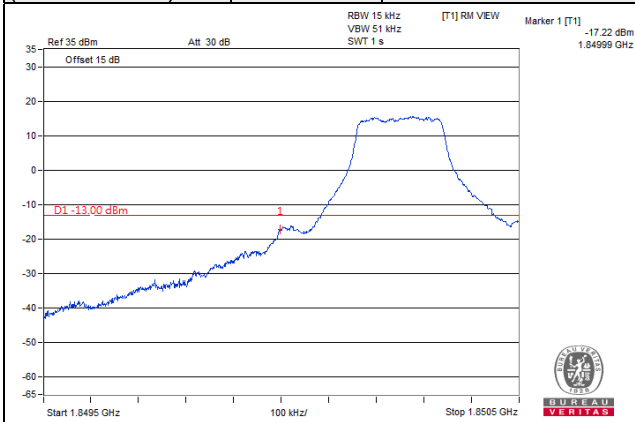
QPSK

1 RB / 0 RB Offset

Channel 19193  
(1909.30MHz)

QPSK

1 RB / 5 RB Offset



Channel 18607  
(1850.70MHz)

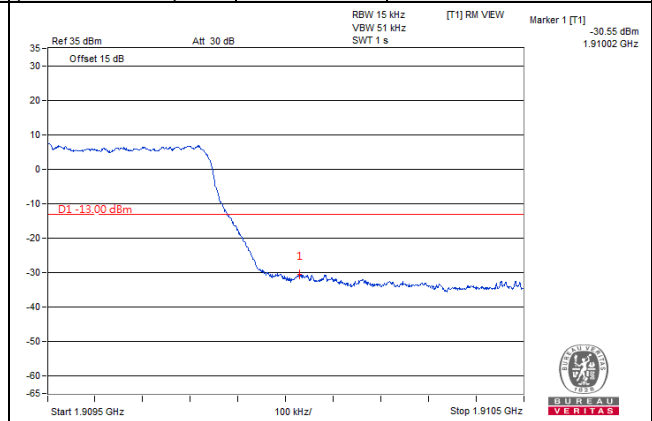
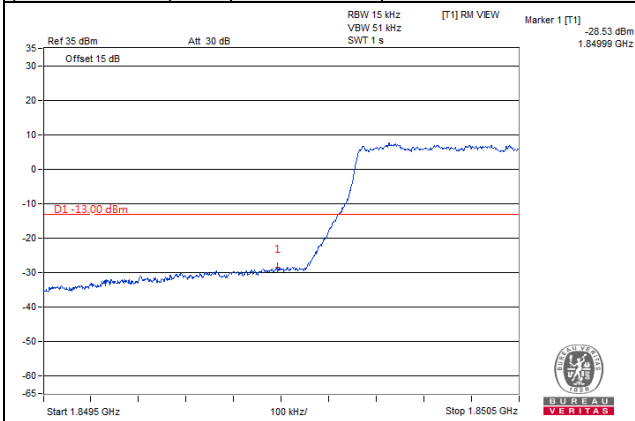
QPSK

6 RB / 0 RB Offset

Channel 19193  
(1909.30MHz)

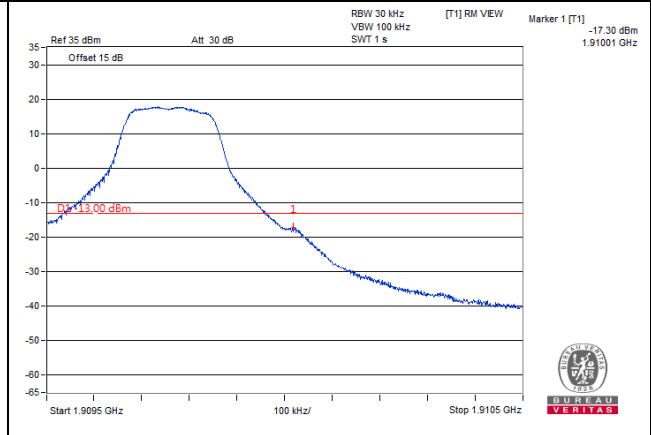
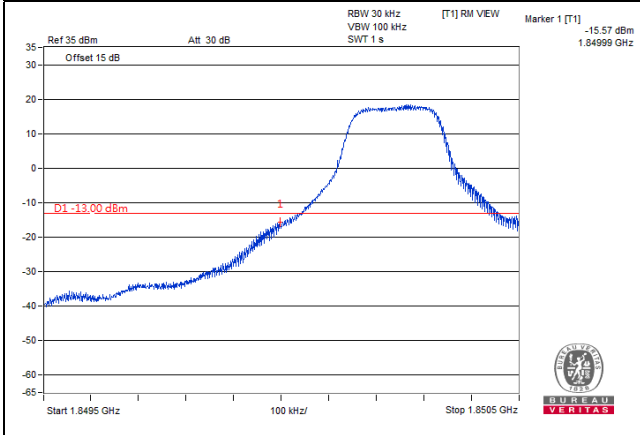
QPSK

6 RB / 0 RB Offset

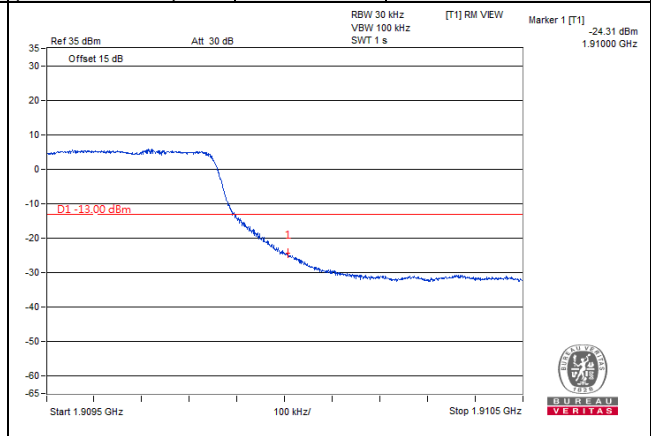
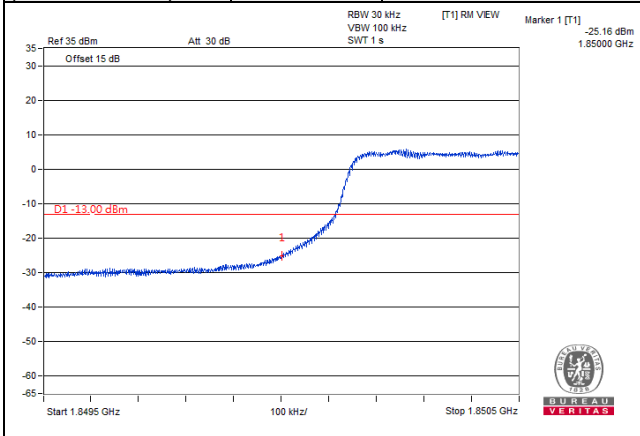


LTE Band 2, Channel Bandwidth 3MHz

Channel 18615 (1851.50MHz)	QPSK	1 RB / 0 RB Offset	Channel 19185 (1908.50MHz)	QPSK	1 RB / 14 RB Offset
-------------------------------	------	--------------------	-------------------------------	------	---------------------



Channel 18615 (1851.50MHz)	QPSK	15 RB / 0 RB Offset	Channel 19185 (1908.50MHz)	QPSK	15 RB / 0 RB Offset
-------------------------------	------	---------------------	-------------------------------	------	---------------------



LTE Band 2, Channel Bandwidth 5MHz

Channel 18625  
(1852.50MHz)

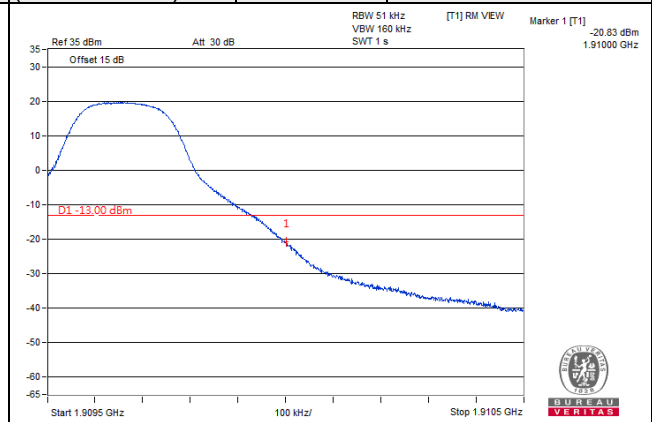
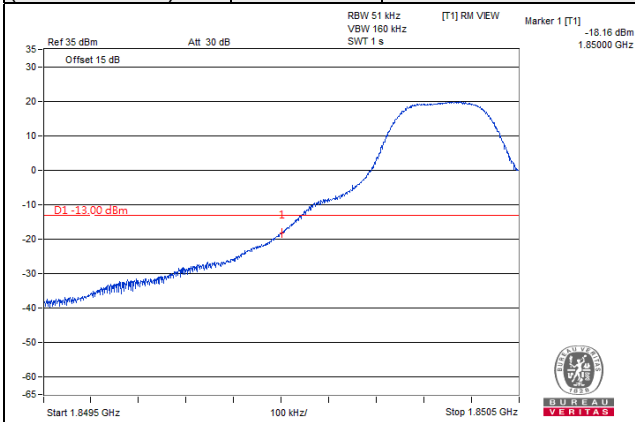
QPSK

1 RB / 0 RB Offset

Channel 19175  
(1907.50MHz)

QPSK

1 RB / 24 RB Offset



Channel 18625  
(1852.50MHz)

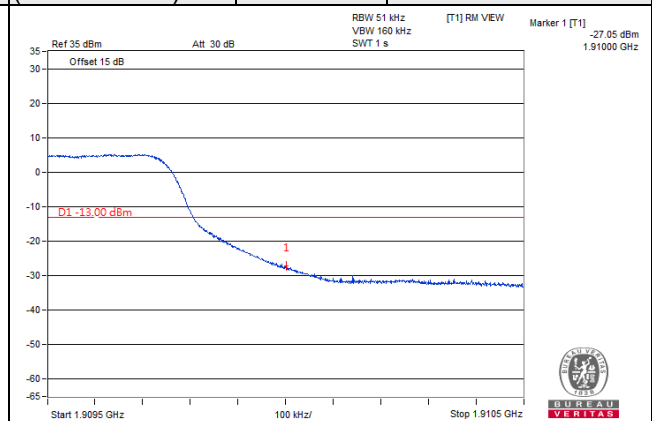
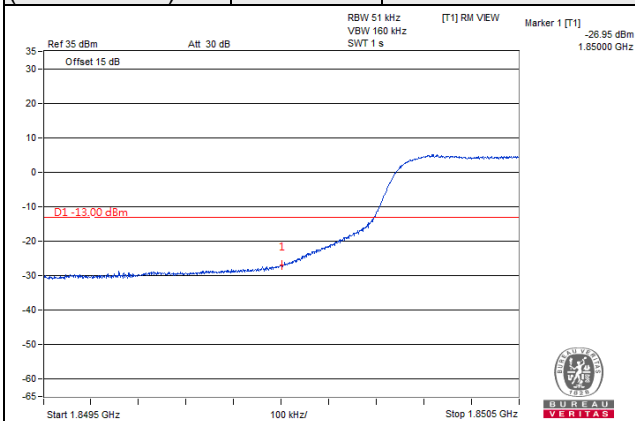
QPSK

25 RB / 0 RB Offset

Channel 19175  
(1907.50MHz)

QPSK

25 RB / 0 RB Offset



LTE Band 2, Channel Bandwidth 10MHz

Channel 18650  
(1855.00MHz)

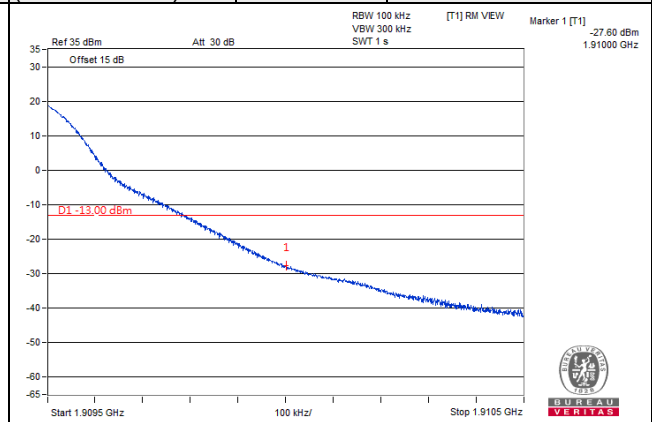
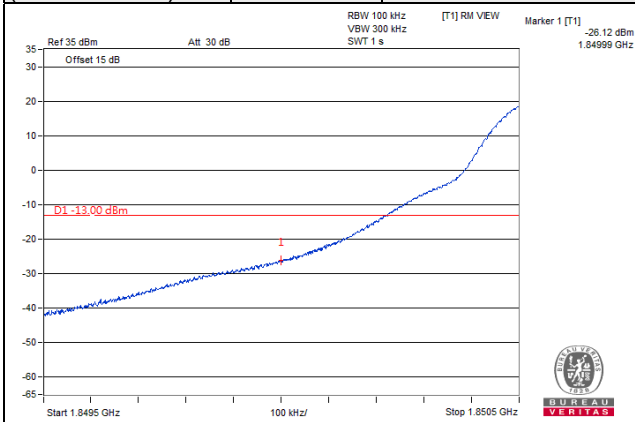
QPSK

1 RB / 0 RB Offset

Channel 19150  
(1905.00MHz)

QPSK

1 RB / 49 RB Offset



Channel 18650  
(1855.00MHz)

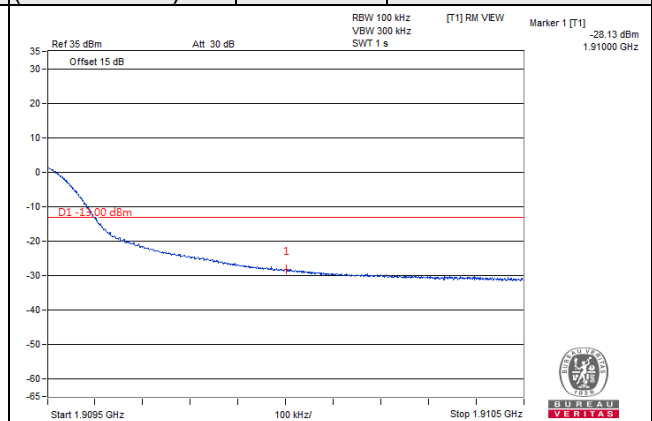
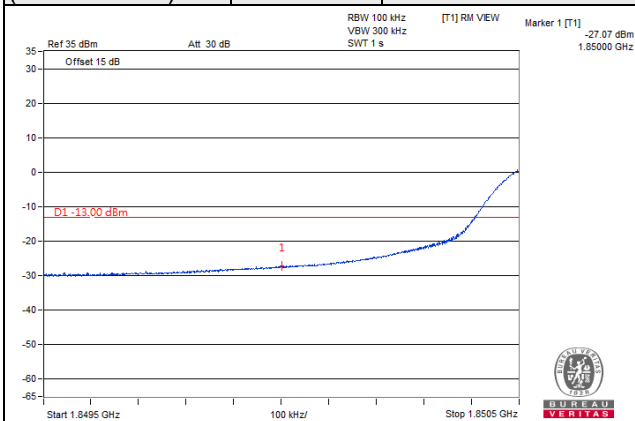
QPSK

50 RB / 0 RB Offset

Channel 19150  
(1905.00MHz)

QPSK

50 RB / 0 RB Offset



LTE Band 2, Channel Bandwidth 15MHz

Channel 18675  
(1857.50MHz)

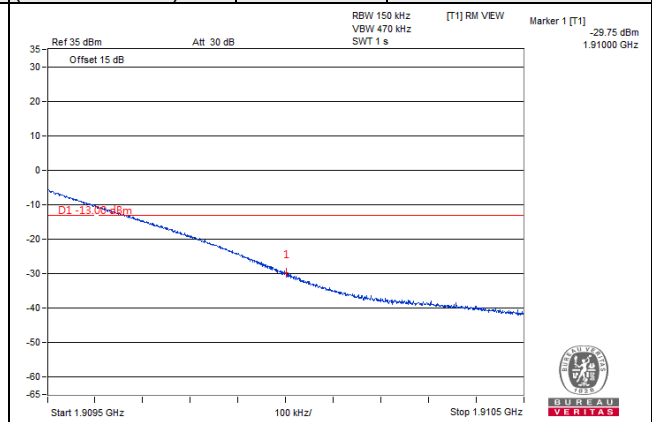
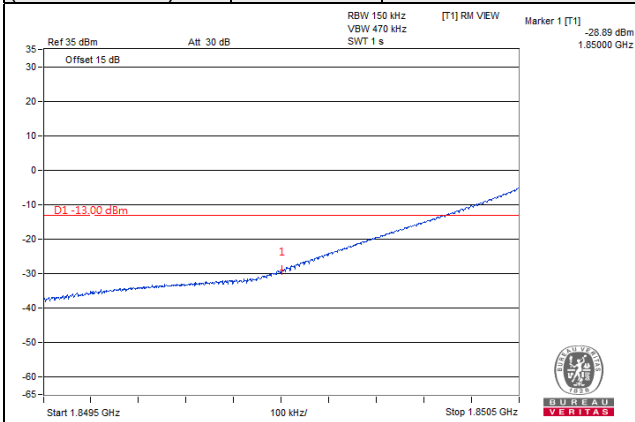
QPSK

1 RB / 0 RB Offset

Channel 19125  
(1902.50MHz)

QPSK

1 RB / 74 RB Offset



Channel 18675  
(1857.50MHz)

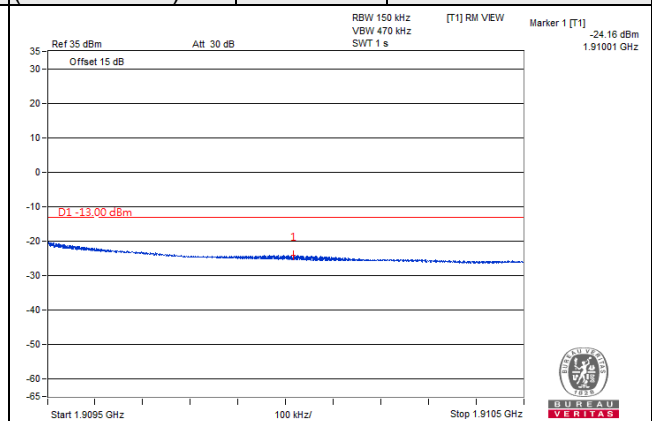
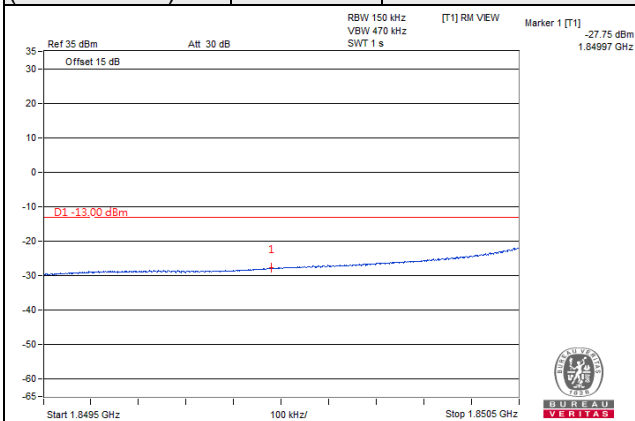
QPSK

75 RB / 0 RB Offset

Channel 19125  
(1902.50MHz)

QPSK

75 RB / 0 RB Offset



LTE Band 2, Channel Bandwidth 20MHz

Channel 18700  
(1860.00MHz)

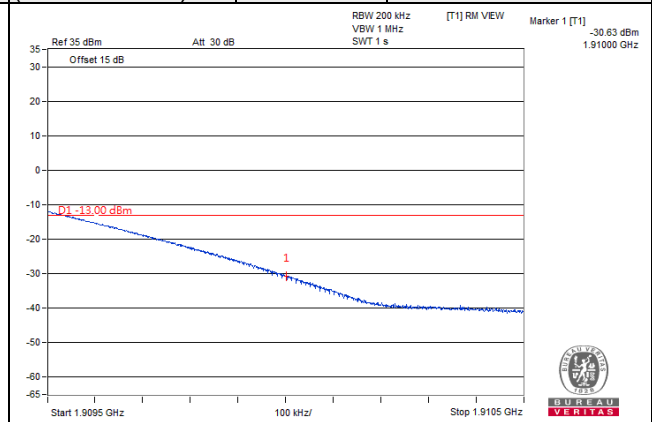
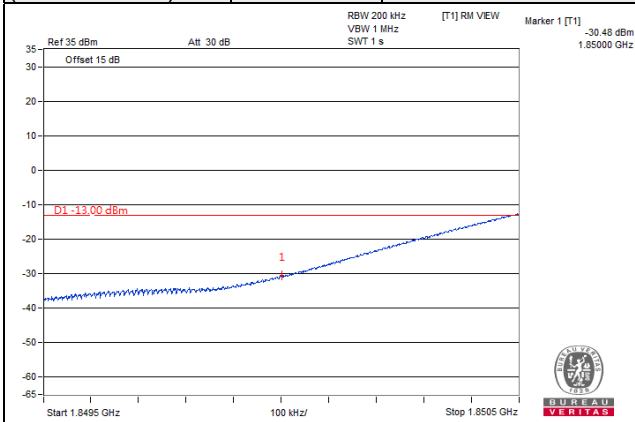
QPSK

1 RB / 0 RB Offset

Channel 19100  
(1900.00 MHz)

QPSK

1 RB / 99 RB Offset



Channel 18700  
(1860.00MHz)

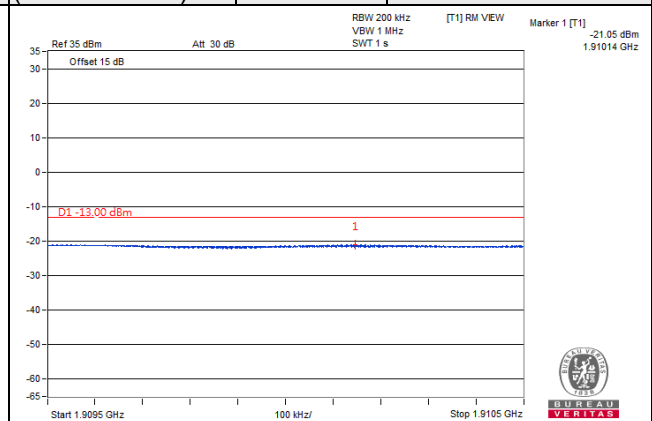
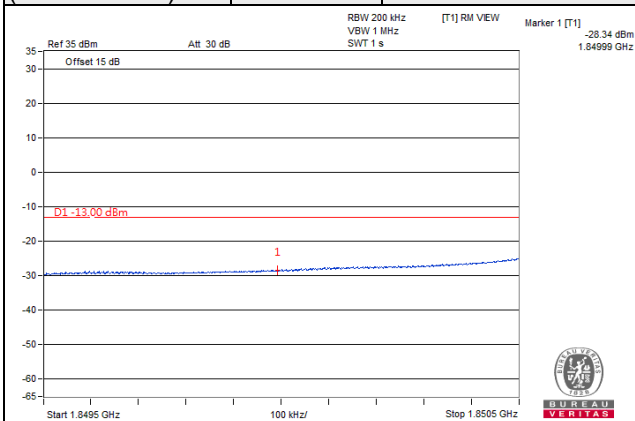
QPSK

100 RB / 0 RB Offset

Channel 19100  
(1900.00 MHz)

QPSK

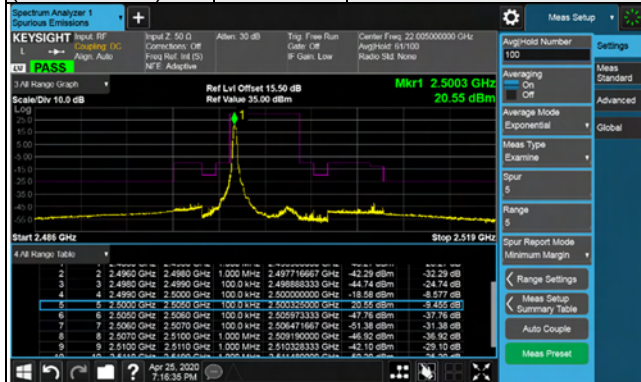
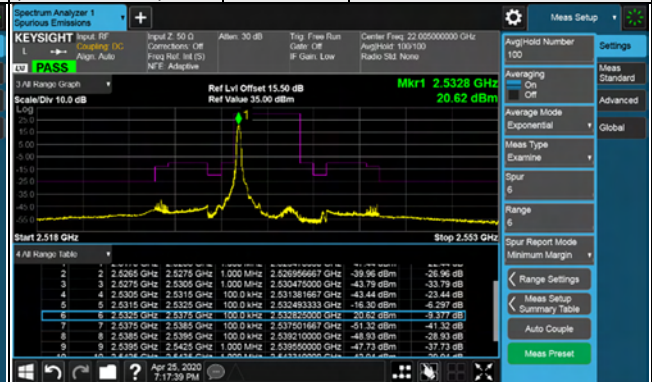
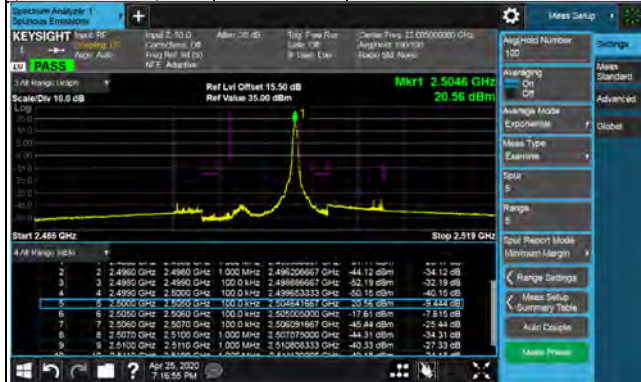
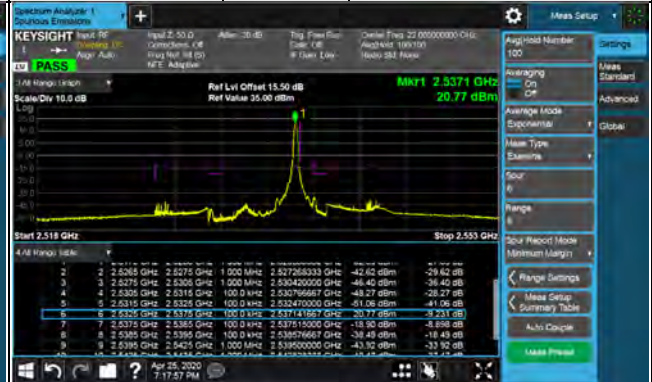
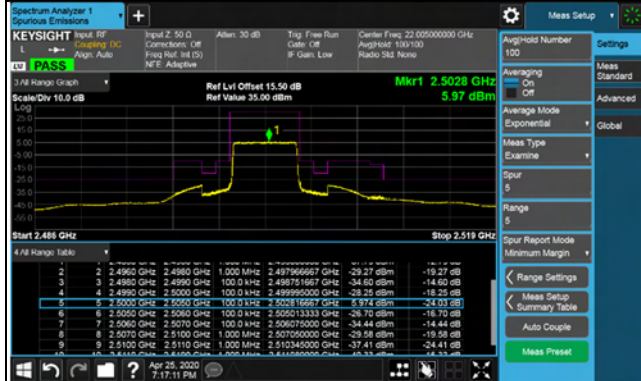
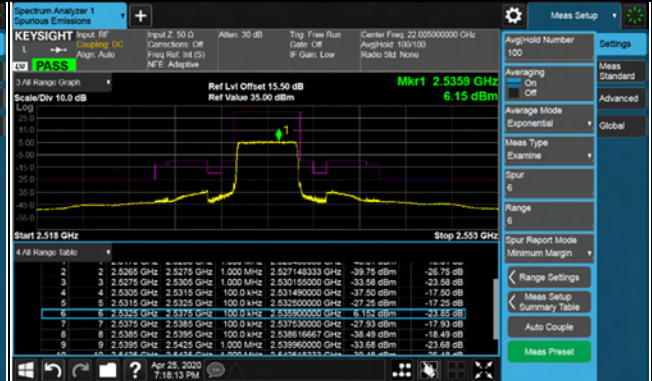
100 RB / 0 RB Offset





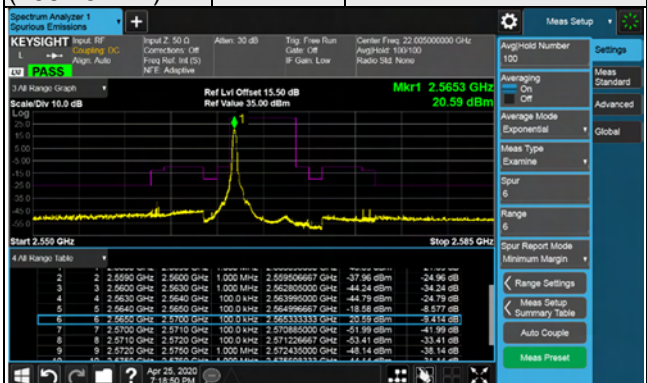
LTE Band 7  
Emission Mask:

Channel Bandwidth: 5MHz

Channel 20775 (2502.5MHz)	QPSK	1 RB / 0 RB Offset	Channel 21100 (2535.0MHz)	QPSK	1 RB / 0 RB Offset																																																																								
 <table border="1"> <thead> <tr> <th>Freq (GHz)</th> <th>Power (dBm)</th> </tr> </thead> <tbody> <tr><td>2.4860</td><td>-32.29</td></tr> <tr><td>2.4860</td><td>-32.29</td></tr> <tr><td>2.4860</td><td>-32.29</td></tr> <tr><td>2.4860</td><td>-32.29</td></tr> <tr><td>2.4860</td><td>-32.29</td></tr> <tr><td>2.5000</td><td>20.55</td></tr> <tr><td>2.5000</td><td>20.55</td></tr> <tr><td>2.5000</td><td>20.55</td></tr> <tr><td>2.5000</td><td>20.55</td></tr> <tr><td>2.5000</td><td>20.55</td></tr> <tr><td>2.5070</td><td>-31.38</td></tr> <tr><td>2.5070</td><td>-31.38</td></tr> <tr><td>2.5100</td><td>-36.92</td></tr> <tr><td>2.5100</td><td>-36.92</td></tr> <tr><td>2.5100</td><td>-36.92</td></tr> <tr><td>2.5100</td><td>-36.92</td></tr> <tr><td>2.5100</td><td>-36.92</td></tr> </tbody> </table>	Freq (GHz)	Power (dBm)	2.4860	-32.29	2.4860	-32.29	2.4860	-32.29	2.4860	-32.29	2.4860	-32.29	2.5000	20.55	2.5000	20.55	2.5000	20.55	2.5000	20.55	2.5000	20.55	2.5070	-31.38	2.5070	-31.38	2.5100	-36.92	2.5100	-36.92	2.5100	-36.92	2.5100	-36.92	2.5100	-36.92			 <table border="1"> <thead> <tr> <th>Freq (GHz)</th> <th>Power (dBm)</th> </tr> </thead> <tbody> <tr><td>2.5258</td><td>-26.96</td></tr> <tr><td>2.5258</td><td>-26.96</td></tr> <tr><td>2.5258</td><td>-26.96</td></tr> <tr><td>2.5258</td><td>-26.96</td></tr> <tr><td>2.5258</td><td>-26.96</td></tr> <tr><td>2.5316</td><td>-23.44</td></tr> <tr><td>2.5316</td><td>-23.44</td></tr> <tr><td>2.5316</td><td>-23.44</td></tr> <tr><td>2.5316</td><td>-23.44</td></tr> <tr><td>2.5316</td><td>-23.44</td></tr> <tr><td>2.5374</td><td>-41.32</td></tr> <tr><td>2.5374</td><td>-41.32</td></tr> <tr><td>2.5399</td><td>-37.71</td></tr> <tr><td>2.5399</td><td>-37.71</td></tr> <tr><td>2.5399</td><td>-37.71</td></tr> <tr><td>2.5399</td><td>-37.71</td></tr> <tr><td>2.5399</td><td>-37.71</td></tr> </tbody> </table>	Freq (GHz)	Power (dBm)	2.5258	-26.96	2.5258	-26.96	2.5258	-26.96	2.5258	-26.96	2.5258	-26.96	2.5316	-23.44	2.5316	-23.44	2.5316	-23.44	2.5316	-23.44	2.5316	-23.44	2.5374	-41.32	2.5374	-41.32	2.5399	-37.71	2.5399	-37.71	2.5399	-37.71	2.5399	-37.71	2.5399	-37.71		
Freq (GHz)	Power (dBm)																																																																												
2.4860	-32.29																																																																												
2.4860	-32.29																																																																												
2.4860	-32.29																																																																												
2.4860	-32.29																																																																												
2.4860	-32.29																																																																												
2.5000	20.55																																																																												
2.5000	20.55																																																																												
2.5000	20.55																																																																												
2.5000	20.55																																																																												
2.5000	20.55																																																																												
2.5070	-31.38																																																																												
2.5070	-31.38																																																																												
2.5100	-36.92																																																																												
2.5100	-36.92																																																																												
2.5100	-36.92																																																																												
2.5100	-36.92																																																																												
2.5100	-36.92																																																																												
Freq (GHz)	Power (dBm)																																																																												
2.5258	-26.96																																																																												
2.5258	-26.96																																																																												
2.5258	-26.96																																																																												
2.5258	-26.96																																																																												
2.5258	-26.96																																																																												
2.5316	-23.44																																																																												
2.5316	-23.44																																																																												
2.5316	-23.44																																																																												
2.5316	-23.44																																																																												
2.5316	-23.44																																																																												
2.5374	-41.32																																																																												
2.5374	-41.32																																																																												
2.5399	-37.71																																																																												
2.5399	-37.71																																																																												
2.5399	-37.71																																																																												
2.5399	-37.71																																																																												
2.5399	-37.71																																																																												
 <table border="1"> <thead> <tr> <th>Freq (GHz)</th> <th>Power (dBm)</th> </tr> </thead> <tbody> <tr><td>2.4860</td><td>-32.12</td></tr> <tr><td>2.4860</td><td>-32.12</td></tr> <tr><td>2.4860</td><td>-32.12</td></tr> <tr><td>2.4860</td><td>-32.12</td></tr> <tr><td>2.4860</td><td>-32.12</td></tr> <tr><td>2.5000</td><td>20.56</td></tr> <tr><td>2.5000</td><td>20.56</td></tr> <tr><td>2.5000</td><td>20.56</td></tr> <tr><td>2.5000</td><td>20.56</td></tr> <tr><td>2.5000</td><td>20.56</td></tr> <tr><td>2.5068</td><td>-34.44</td></tr> <tr><td>2.5068</td><td>-34.44</td></tr> <tr><td>2.5100</td><td>-44.31</td></tr> <tr><td>2.5100</td><td>-44.31</td></tr> <tr><td>2.5100</td><td>-44.31</td></tr> <tr><td>2.5100</td><td>-44.31</td></tr> <tr><td>2.5100</td><td>-44.31</td></tr> </tbody> </table>	Freq (GHz)	Power (dBm)	2.4860	-32.12	2.4860	-32.12	2.4860	-32.12	2.4860	-32.12	2.4860	-32.12	2.5000	20.56	2.5000	20.56	2.5000	20.56	2.5000	20.56	2.5000	20.56	2.5068	-34.44	2.5068	-34.44	2.5100	-44.31	2.5100	-44.31	2.5100	-44.31	2.5100	-44.31	2.5100	-44.31			 <table border="1"> <thead> <tr> <th>Freq (GHz)</th> <th>Power (dBm)</th> </tr> </thead> <tbody> <tr><td>2.5276</td><td>-29.42</td></tr> <tr><td>2.5276</td><td>-29.42</td></tr> <tr><td>2.5276</td><td>-29.42</td></tr> <tr><td>2.5276</td><td>-29.42</td></tr> <tr><td>2.5276</td><td>-29.42</td></tr> <tr><td>2.5334</td><td>-28.27</td></tr> <tr><td>2.5334</td><td>-28.27</td></tr> <tr><td>2.5334</td><td>-28.27</td></tr> <tr><td>2.5334</td><td>-28.27</td></tr> <tr><td>2.5334</td><td>-28.27</td></tr> <tr><td>2.5374</td><td>-18.50</td></tr> <tr><td>2.5374</td><td>-18.50</td></tr> <tr><td>2.5399</td><td>-33.92</td></tr> <tr><td>2.5399</td><td>-33.92</td></tr> <tr><td>2.5399</td><td>-33.92</td></tr> <tr><td>2.5399</td><td>-33.92</td></tr> <tr><td>2.5399</td><td>-33.92</td></tr> </tbody> </table>	Freq (GHz)	Power (dBm)	2.5276	-29.42	2.5276	-29.42	2.5276	-29.42	2.5276	-29.42	2.5276	-29.42	2.5334	-28.27	2.5334	-28.27	2.5334	-28.27	2.5334	-28.27	2.5334	-28.27	2.5374	-18.50	2.5374	-18.50	2.5399	-33.92	2.5399	-33.92	2.5399	-33.92	2.5399	-33.92	2.5399	-33.92		
Freq (GHz)	Power (dBm)																																																																												
2.4860	-32.12																																																																												
2.4860	-32.12																																																																												
2.4860	-32.12																																																																												
2.4860	-32.12																																																																												
2.4860	-32.12																																																																												
2.5000	20.56																																																																												
2.5000	20.56																																																																												
2.5000	20.56																																																																												
2.5000	20.56																																																																												
2.5000	20.56																																																																												
2.5068	-34.44																																																																												
2.5068	-34.44																																																																												
2.5100	-44.31																																																																												
2.5100	-44.31																																																																												
2.5100	-44.31																																																																												
2.5100	-44.31																																																																												
2.5100	-44.31																																																																												
Freq (GHz)	Power (dBm)																																																																												
2.5276	-29.42																																																																												
2.5276	-29.42																																																																												
2.5276	-29.42																																																																												
2.5276	-29.42																																																																												
2.5276	-29.42																																																																												
2.5334	-28.27																																																																												
2.5334	-28.27																																																																												
2.5334	-28.27																																																																												
2.5334	-28.27																																																																												
2.5334	-28.27																																																																												
2.5374	-18.50																																																																												
2.5374	-18.50																																																																												
2.5399	-33.92																																																																												
2.5399	-33.92																																																																												
2.5399	-33.92																																																																												
2.5399	-33.92																																																																												
2.5399	-33.92																																																																												
 <table border="1"> <thead> <tr> <th>Freq (GHz)</th> <th>Power (dBm)</th> </tr> </thead> <tbody> <tr><td>2.4860</td><td>-18.29</td></tr> <tr><td>2.4860</td><td>-18.29</td></tr> <tr><td>2.4860</td><td>-18.29</td></tr> <tr><td>2.4860</td><td>-18.29</td></tr> <tr><td>2.4860</td><td>-18.29</td></tr> <tr><td>2.5000</td><td>0.97</td></tr> <tr><td>2.5000</td><td>0.97</td></tr> <tr><td>2.5000</td><td>0.97</td></tr> <tr><td>2.5000</td><td>0.97</td></tr> <tr><td>2.5000</td><td>0.97</td></tr> <tr><td>2.5068</td><td>-18.76</td></tr> <tr><td>2.5068</td><td>-18.76</td></tr> <tr><td>2.5100</td><td>-34.44</td></tr> <tr><td>2.5100</td><td>-34.44</td></tr> <tr><td>2.5100</td><td>-34.44</td></tr> <tr><td>2.5100</td><td>-34.44</td></tr> <tr><td>2.5100</td><td>-34.44</td></tr> </tbody> </table>	Freq (GHz)	Power (dBm)	2.4860	-18.29	2.4860	-18.29	2.4860	-18.29	2.4860	-18.29	2.4860	-18.29	2.5000	0.97	2.5000	0.97	2.5000	0.97	2.5000	0.97	2.5000	0.97	2.5068	-18.76	2.5068	-18.76	2.5100	-34.44	2.5100	-34.44	2.5100	-34.44	2.5100	-34.44	2.5100	-34.44			 <table border="1"> <thead> <tr> <th>Freq (GHz)</th> <th>Power (dBm)</th> </tr> </thead> <tbody> <tr><td>2.5276</td><td>-26.76</td></tr> <tr><td>2.5276</td><td>-26.76</td></tr> <tr><td>2.5276</td><td>-26.76</td></tr> <tr><td>2.5276</td><td>-26.76</td></tr> <tr><td>2.5276</td><td>-26.76</td></tr> <tr><td>2.5334</td><td>-17.50</td></tr> <tr><td>2.5334</td><td>-17.50</td></tr> <tr><td>2.5334</td><td>-17.50</td></tr> <tr><td>2.5334</td><td>-17.50</td></tr> <tr><td>2.5334</td><td>-17.50</td></tr> <tr><td>2.5374</td><td>-27.93</td></tr> <tr><td>2.5374</td><td>-27.93</td></tr> <tr><td>2.5399</td><td>-33.68</td></tr> <tr><td>2.5399</td><td>-33.68</td></tr> <tr><td>2.5399</td><td>-33.68</td></tr> <tr><td>2.5399</td><td>-33.68</td></tr> <tr><td>2.5399</td><td>-33.68</td></tr> </tbody> </table>	Freq (GHz)	Power (dBm)	2.5276	-26.76	2.5276	-26.76	2.5276	-26.76	2.5276	-26.76	2.5276	-26.76	2.5334	-17.50	2.5334	-17.50	2.5334	-17.50	2.5334	-17.50	2.5334	-17.50	2.5374	-27.93	2.5374	-27.93	2.5399	-33.68	2.5399	-33.68	2.5399	-33.68	2.5399	-33.68	2.5399	-33.68		
Freq (GHz)	Power (dBm)																																																																												
2.4860	-18.29																																																																												
2.4860	-18.29																																																																												
2.4860	-18.29																																																																												
2.4860	-18.29																																																																												
2.4860	-18.29																																																																												
2.5000	0.97																																																																												
2.5000	0.97																																																																												
2.5000	0.97																																																																												
2.5000	0.97																																																																												
2.5000	0.97																																																																												
2.5068	-18.76																																																																												
2.5068	-18.76																																																																												
2.5100	-34.44																																																																												
2.5100	-34.44																																																																												
2.5100	-34.44																																																																												
2.5100	-34.44																																																																												
2.5100	-34.44																																																																												
Freq (GHz)	Power (dBm)																																																																												
2.5276	-26.76																																																																												
2.5276	-26.76																																																																												
2.5276	-26.76																																																																												
2.5276	-26.76																																																																												
2.5276	-26.76																																																																												
2.5334	-17.50																																																																												
2.5334	-17.50																																																																												
2.5334	-17.50																																																																												
2.5334	-17.50																																																																												
2.5334	-17.50																																																																												
2.5374	-27.93																																																																												
2.5374	-27.93																																																																												
2.5399	-33.68																																																																												
2.5399	-33.68																																																																												
2.5399	-33.68																																																																												
2.5399	-33.68																																																																												
2.5399	-33.68																																																																												

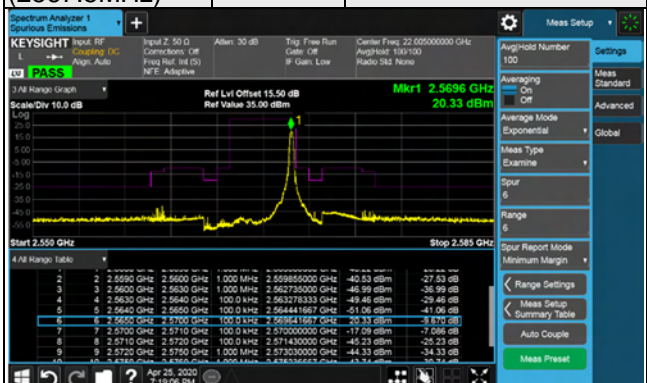
Channel Bandwidth: 5MHz

Channel 21425 (2567.5MHz) QPSK 1 RB / 0 RB Offset



Line	Freq (GHz)	Bandwidth (MHz)	Level (dBm)	Offset (dB)
1	2567.500	1000	-37.96	-24.96
2	2568.000	1000	-44.24	-31.24
3	2568.500	1000	-44.79	-31.79
4	2569.000	1000	-48.57	-35.57
5	2569.500	1000	-51.99	-39.00
6	2570.000	1000	-53.41	-40.42
7	2570.500	1000	-58.14	-45.15
8	2571.000	1000	-58.33	-45.34
9	2571.500	1000	-58.33	-45.34
10	2572.000	1000	-58.33	-45.34

Channel 21425 (2567.5MHz) QPSK 1 RB / 24 RB Offset



Line	Freq (GHz)	Bandwidth (MHz)	Level (dBm)	Offset (dB)
1	2569.600	1000	-46.99	-36.99
2	2569.800	1000	-49.46	-39.46
3	2570.000	1000	-41.96	-31.96
4	2570.200	1000	-20.33	-10.33
5	2570.400	1000	-17.09	-7.09
6	2570.600	1000	-45.23	-35.23
7	2570.800	1000	-44.33	-34.33
8	2571.000	1000	-44.33	-34.33
9	2571.200	1000	-44.33	-34.33
10	2571.400	1000	-44.33	-34.33

Channel 21425 (2567.5MHz) QPSK 25 RB / 0 RB Offset



Line	Freq (GHz)	Bandwidth (MHz)	Level (dBm)	Offset (dB)
1	2567.000	1000	-36.64	-26.64
2	2567.200	1000	-29.68	-19.68
3	2567.400	1000	-33.60	-23.60
4	2567.600	1000	-25.06	-15.06
5	2567.800	1000	-18.54	-8.54
6	2568.000	1000	-13.22	-3.22
7	2568.200	1000	-32.09	-12.09
8	2568.400	1000	-32.09	-12.09
9	2568.600	1000	-32.09	-12.09
10	2568.800	1000	-32.09	-12.09

Channel Bandwidth: 10MHz

Channel 20800  
(2505.0MHz)

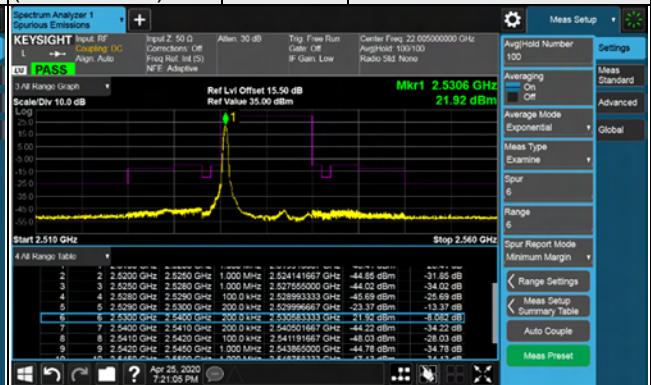
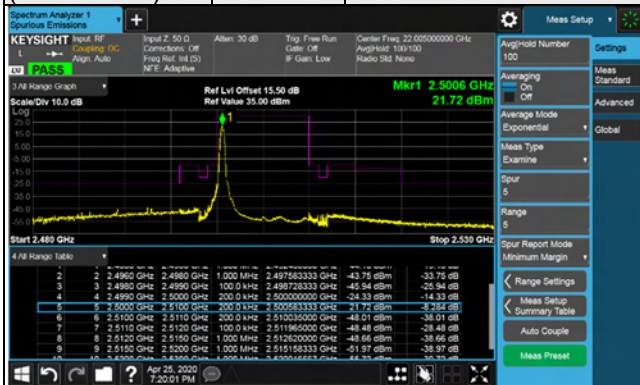
QPSK

1 RB / 0 RB Offset

Channel 21100  
(2535.0MHz)

QPSK

1 RB / 0 RB Offset



Channel 20800  
(2505.0MHz)

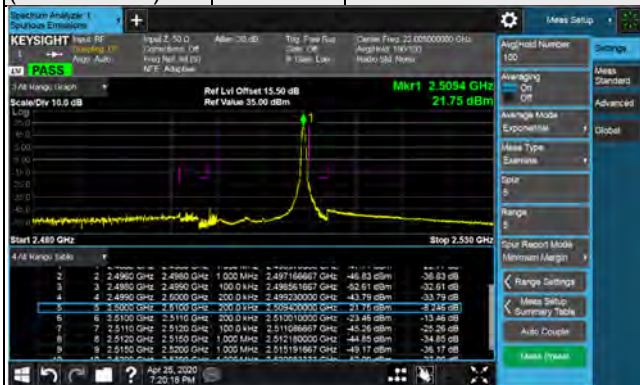
QPSK

1 RB / 49 RB Offset

Channel 21100  
(2535.0MHz)

QPSK

1 RB / 49 RB Offset



Channel 20800  
(2505.0MHz)

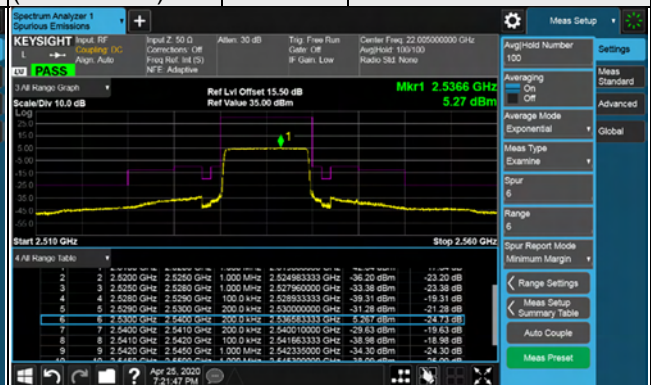
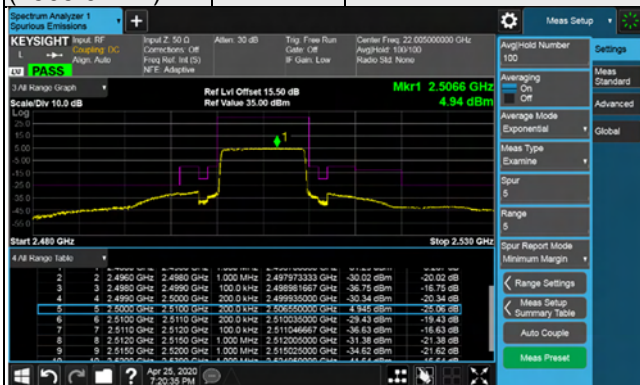
QPSK

50 RB / 0 RB Offset

Channel 21100  
(2535.0MHz)

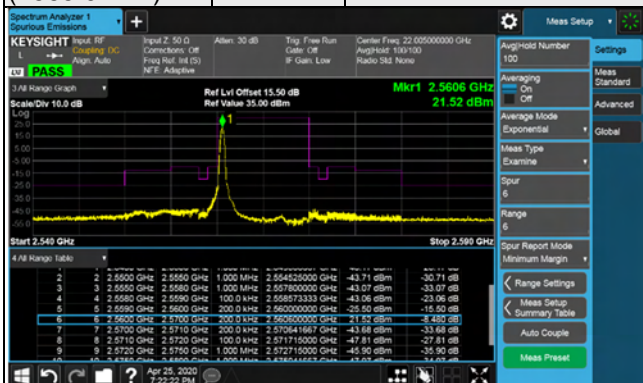
QPSK

50 RB / 0 RB Offset



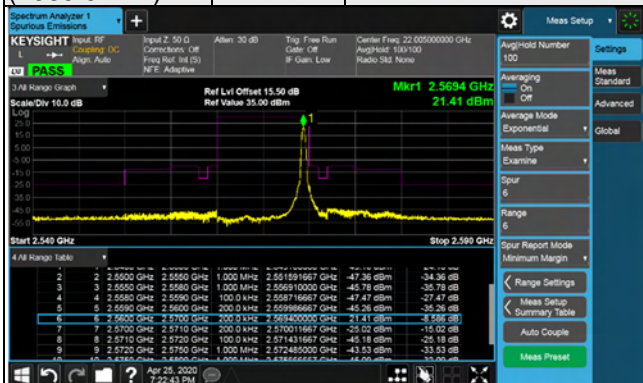
Channel Bandwidth: 10MHz

Channel 21400 (2565.0MHz) QPSK 1 RB / 0 RB Offset



Line	Freq (GHz)	Bandwidth (MHz)	Level (dBm)	Offset (dB)	
1	2.5600	2.5650	1.000	2.554520000	-43.71
2	2.5650	2.5650	1.000	2.557930000	-43.07
3	2.5650	2.5650	1.000	2.557930000	-43.07
4	2.5680	2.5690	100.0	2.568573333	-43.06
5	2.5690	2.5690	200.0	2.562000000	-25.50
6	2.5690	2.5700	200.0	2.562000000	-25.50
7	2.5700	2.5710	200.0	2.570541667	-43.68
8	2.5710	2.5720	100.0	2.571710000	-47.81
9	2.5720	2.5750	1.000	2.572480000	-45.50
10	2.5750	2.5760	1.000	2.572480000	-45.50

Channel 21400 (2565.0MHz) QPSK 1 RB / 49 RB Offset



Line	Freq (GHz)	Bandwidth (MHz)	Level (dBm)	Offset (dB)	
1	2.5600	2.5650	1.000	2.551891667	-47.36
2	2.5650	2.5680	1.000	2.556910000	-45.78
3	2.5650	2.5690	100.0	2.558716667	-47.47
4	2.5690	2.5690	200.0	2.559986667	-45.28
5	2.5690	2.5700	200.0	2.559986667	-45.28
6	2.5690	2.5700	200.0	2.562000000	-21.41
7	2.5700	2.5710	200.0	2.570011667	-25.02
8	2.5710	2.5720	100.0	2.571431667	-45.18
9	2.5720	2.5750	1.000	2.572480000	-43.53
10	2.5750	2.5760	1.000	2.572480000	-43.53

Channel 21400 (2565.0MHz) QPSK 50 RB / 0 RB Offset



Line	Freq (GHz)	Bandwidth (MHz)	Level (dBm)	Offset (dB)	
1	2.5600	2.5650	1.000	2.554983333	-32.86
2	2.5650	2.5680	1.000	2.557930000	-29.50
3	2.5650	2.5690	100.0	2.558730000	-33.76
4	2.5690	2.5690	200.0	2.559986667	-29.08
5	2.5690	2.5700	200.0	2.559986667	-29.08
6	2.5690	2.5700	200.0	2.562986667	-4.77
7	2.5700	2.5710	200.0	2.571033333	-23.76
8	2.5710	2.5720	100.0	2.571200000	-34.36
9	2.5720	2.5750	1.000	2.572500000	-31.01
10	2.5750	2.5760	1.000	2.572500000	-31.01

Channel Bandwidth: 15MHz

Channel 20825  
(2507.5MHz)

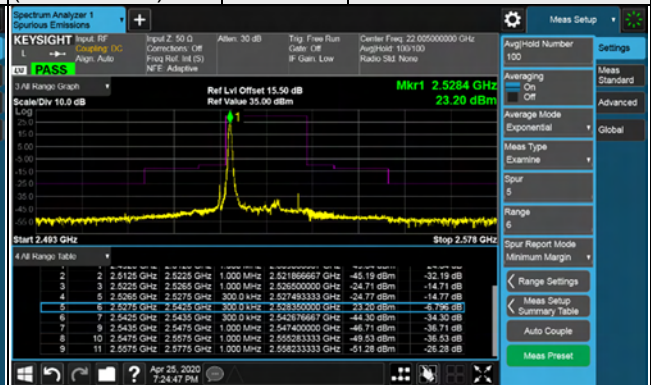
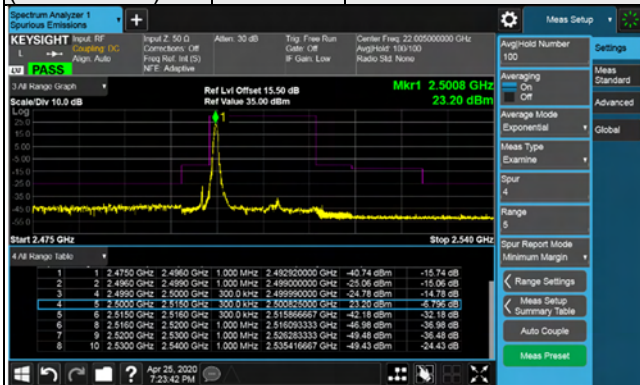
QPSK

1 RB / 0 RB Offset

Channel 21100  
(2535.0MHz)

QPSK

1 RB / 0 RB Offset



Channel 20825  
(2507.5MHz)

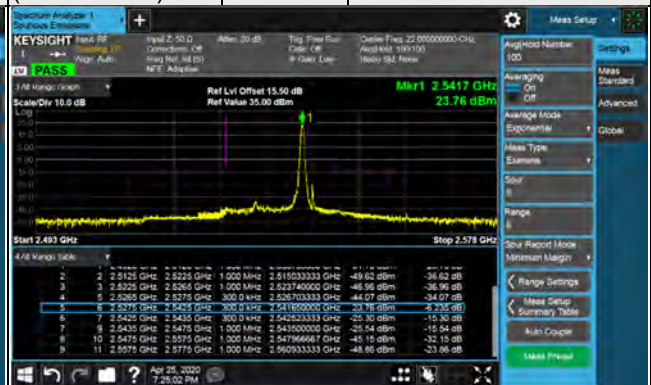
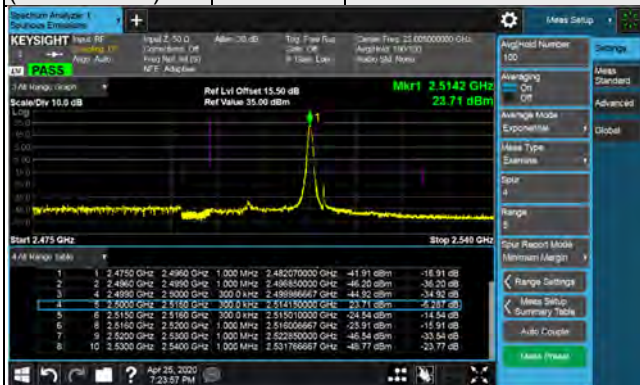
QPSK

1 RB / 74 RB Offset

Channel 21100  
(2535.0MHz)

QPSK

1 RB / 74 RB Offset



Channel 20825  
(2507.5MHz)

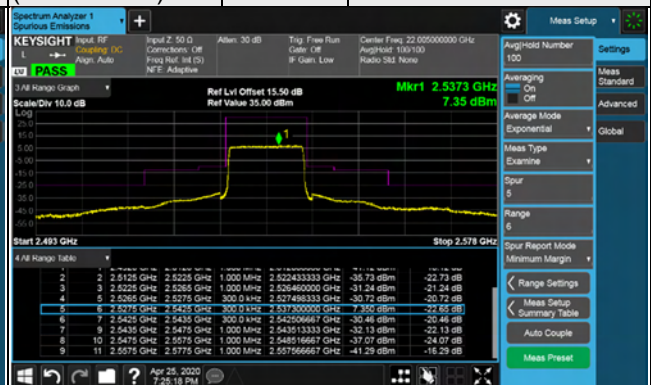
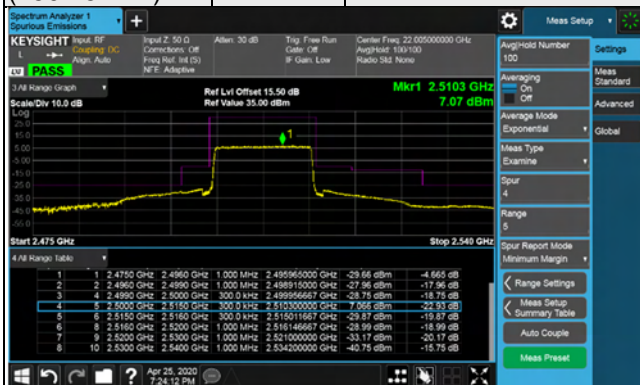
QPSK

75 RB / 0 RB Offset

Channel 21100  
(2535.0MHz)

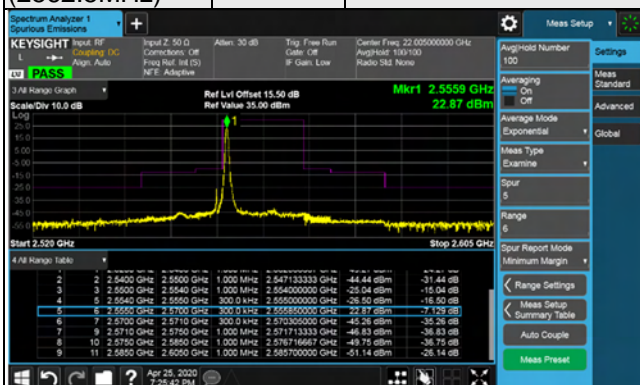
QPSK

75 RB / 0 RB Offset

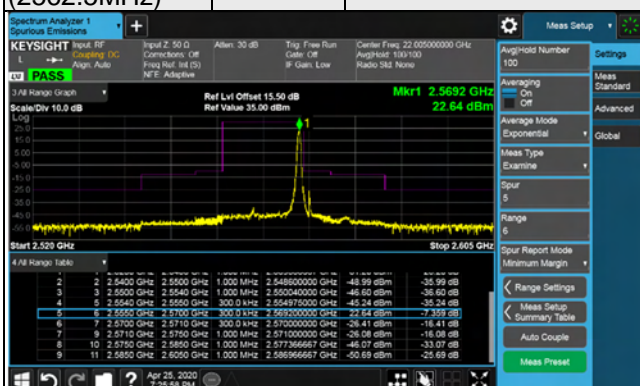


Channel Bandwidth: 15MHz

Channel 21375 (2562.5MHz) QPSK 1 RB / 0 RB Offset



Channel 21375 (2562.5MHz) QPSK 1 RB / 74 RB Offset



Channel 21375 (2562.5MHz) QPSK 75 RB / 0 RB Offset



Channel Bandwidth: 20MHz

Channel 20850  
(2510.0MHz)

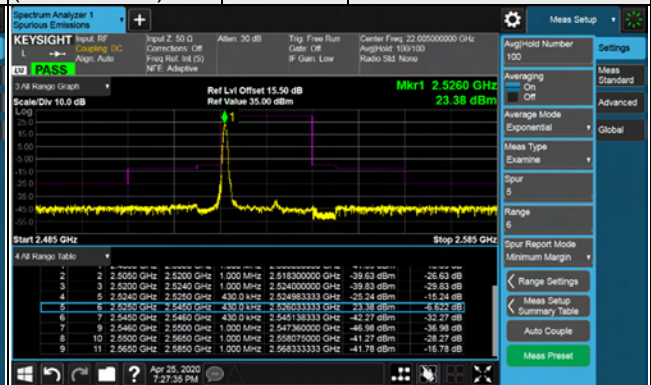
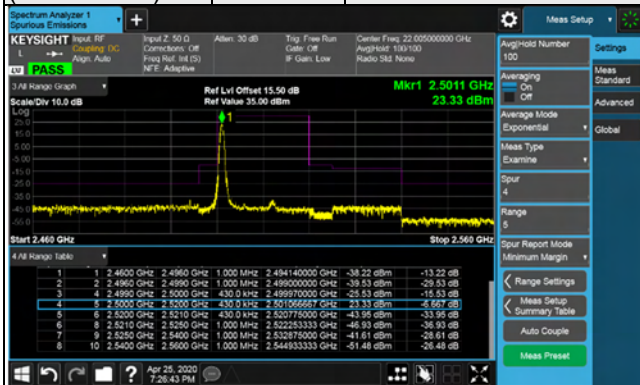
QPSK

1 RB / 0 RB Offset

Channel 21100  
(2535.0MHz)

QPSK

1 RB / 0 RB Offset



Channel 20850  
(2510.0MHz)

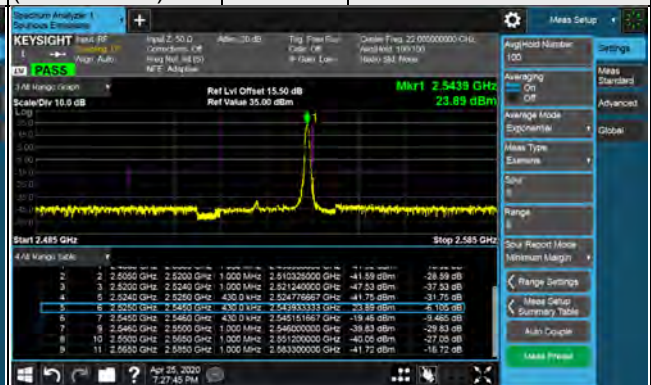
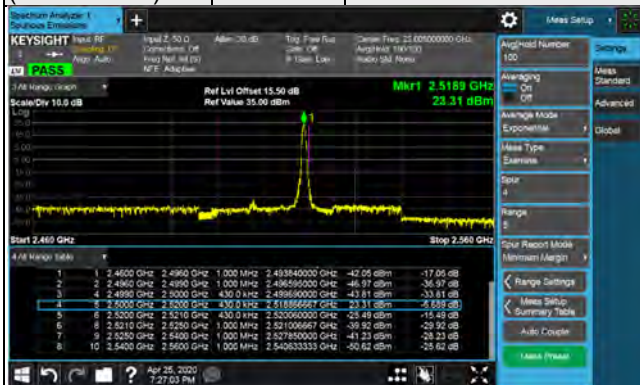
QPSK

1 RB / 99 RB Offset

Channel 21100  
(2535.0MHz)

QPSK

1 RB / 99 RB Offset



Channel 20850  
(2510.0MHz)

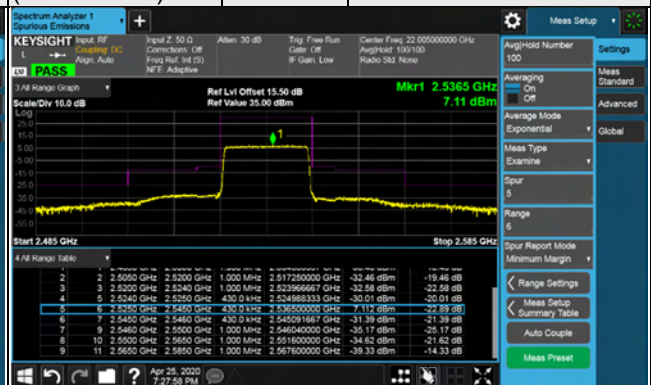
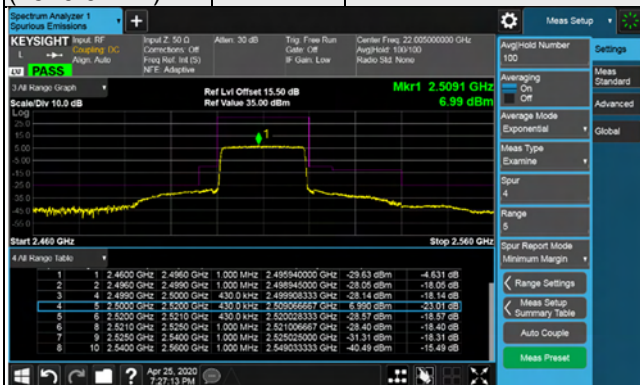
QPSK

100 RB / 0 RB Offset

Channel 21100  
(2535.0MHz)

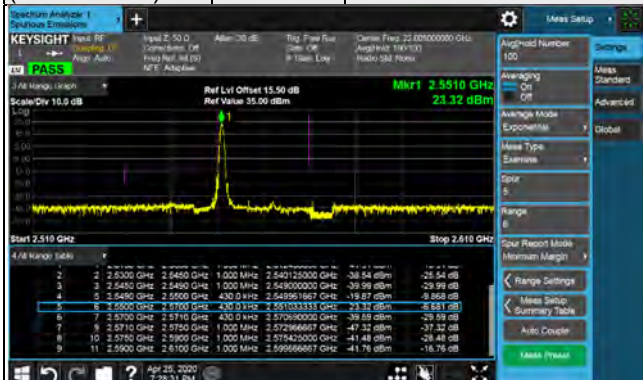
QPSK

100 RB / 0 RB Offset

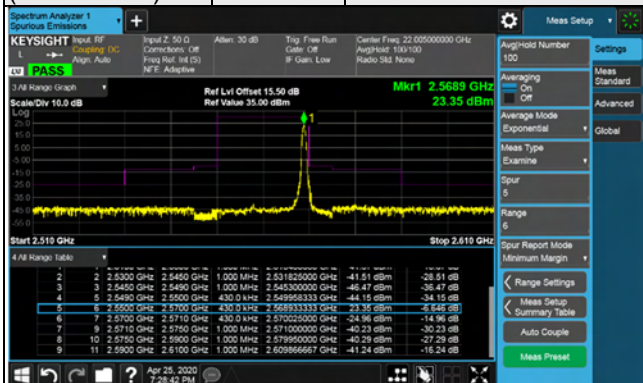


Channel Bandwidth: 20MHz

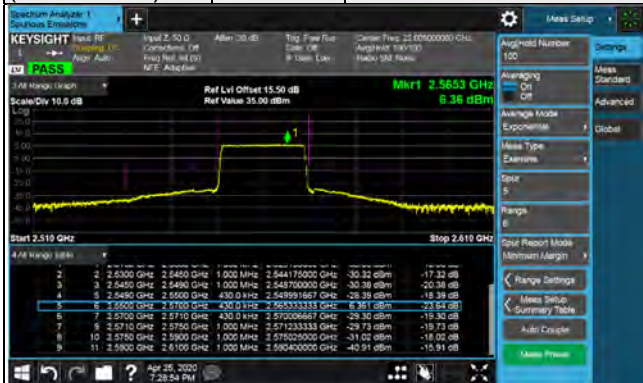
Channel 21350 (2560.0MHz) QPSK 1 RB / 0 RB Offset



Channel 21350 (2560.0MHz) QPSK 1 RB / 99 RB Offset



Channel 21350 (2560.0MHz) QPSK 100 RB / 0 RB Offset





LTE Band 12

Channel Bandwidth: 1.4MHz

Channel 23017  
(699.7MHz)

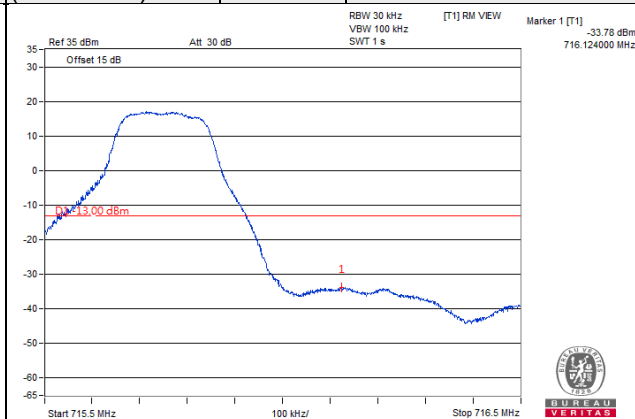
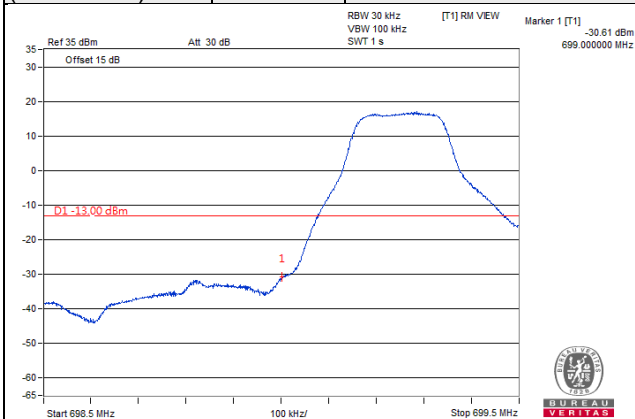
QPSK

1 RB / 0 RB Offset

Channel 23173  
(715.3MHz)

QPSK

1 RB / 5 RB Offset



Channel 23017  
(699.7MHz)

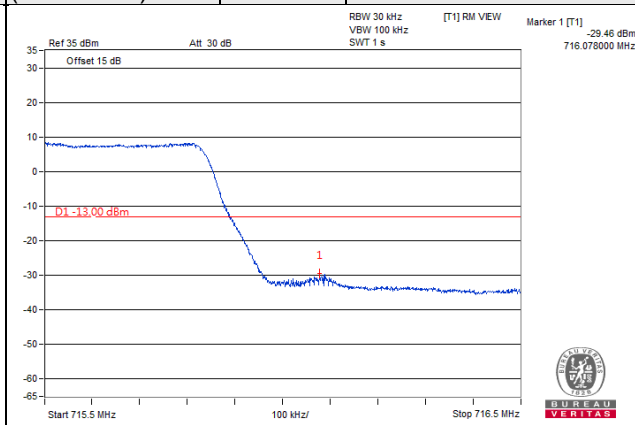
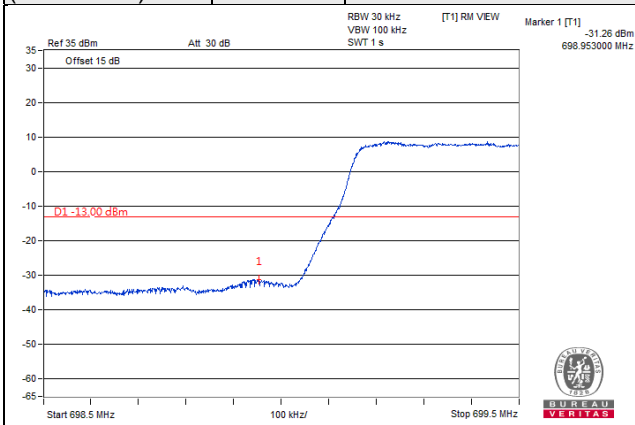
QPSK

6 RB / 0 RB Offset

Channel 23173  
(715.3MHz)

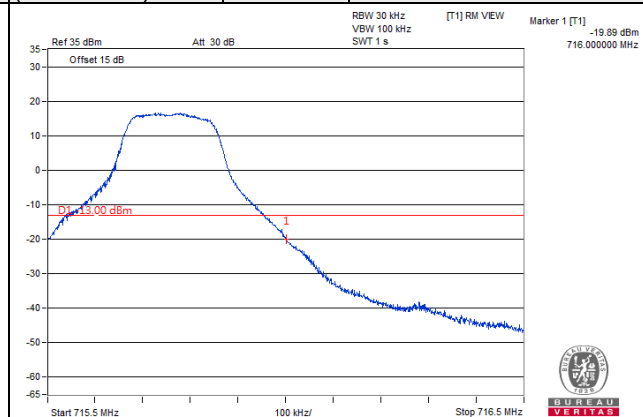
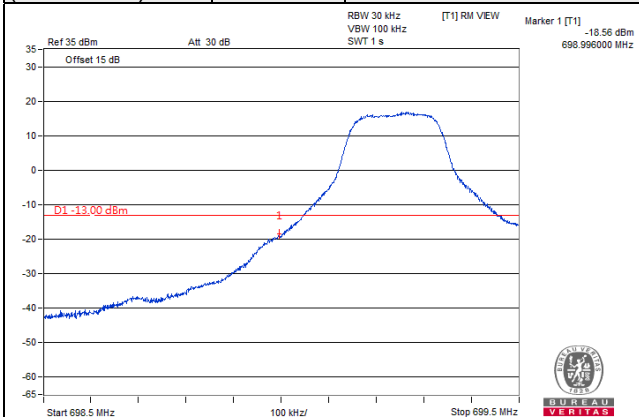
QPSK

6 RB / 0 RB Offset

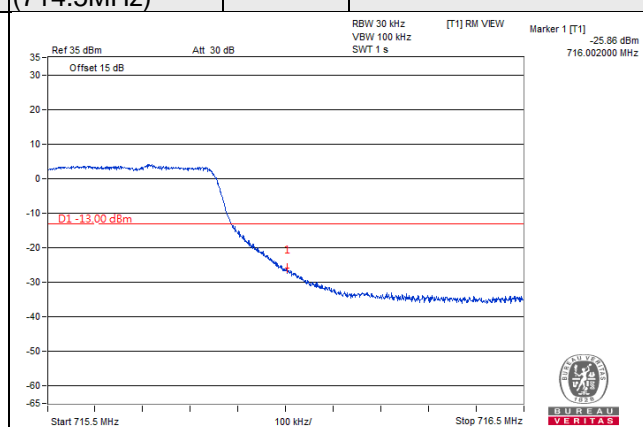
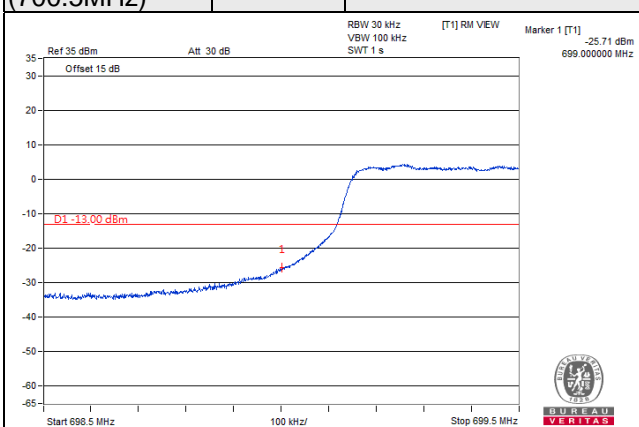


**Channel Bandwidth: 3MHz**

<b>Channel 23025 (700.5MHz)</b>	<b>QPSK</b>	<b>1 RB / 0 RB Offset</b>	<b>Channel 23165 (714.5MHz)</b>	<b>QPSK</b>	<b>1 RB / 14RB Offset</b>
-------------------------------------	-------------	---------------------------	-------------------------------------	-------------	---------------------------

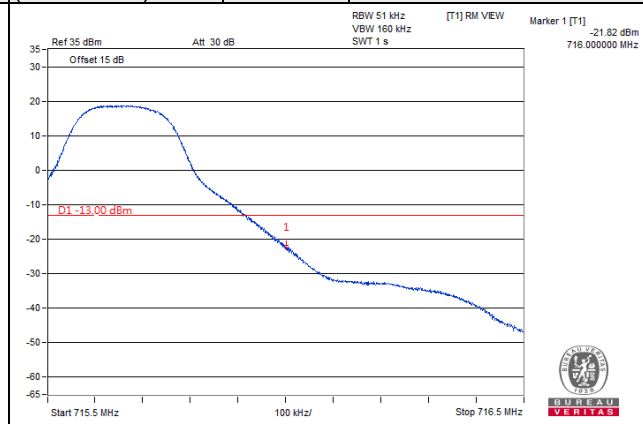
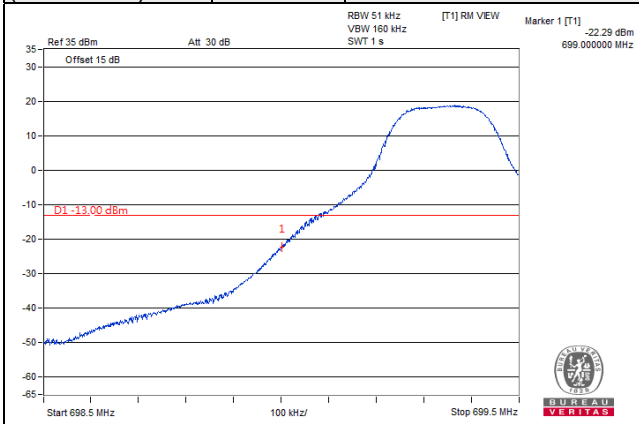


<b>Channel 23025 (700.5MHz)</b>	<b>QPSK</b>	<b>15 RB / 0 RB Offset</b>	<b>Channel 23165 (714.5MHz)</b>	<b>QPSK</b>	<b>15 RB / 0 RB Offset</b>
-------------------------------------	-------------	----------------------------	-------------------------------------	-------------	----------------------------

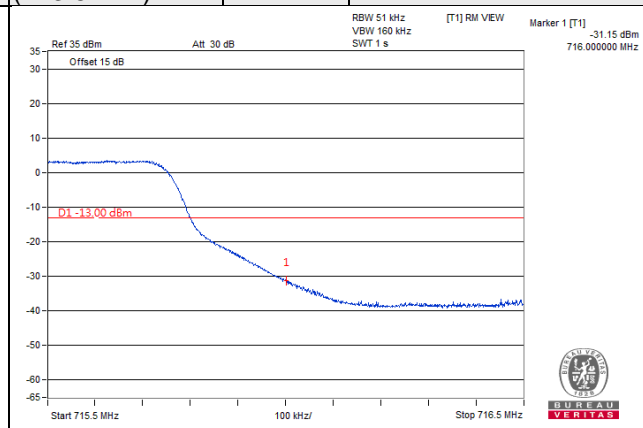
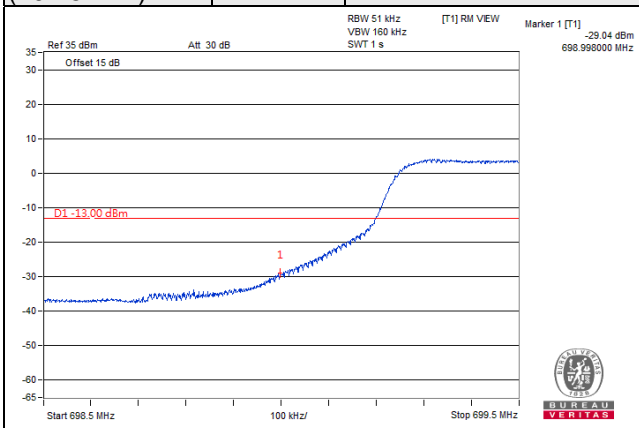


**Channel Bandwidth: 5MHz**

<b>Channel 23035 (701.5MHz)</b>	<b>QPSK</b>	<b>1 RB / 0 RB Offset</b>	<b>Channel 23155 (713.5MHz)</b>	<b>QPSK</b>	<b>1 RB / 24RB Offset</b>
-------------------------------------	-------------	---------------------------	-------------------------------------	-------------	---------------------------



<b>Channel 23035 (701.5MHz)</b>	<b>QPSK</b>	<b>25 RB / 0 RB Offset</b>	<b>Channel 23155 (713.5MHz)</b>	<b>QPSK</b>	<b>25 RB / 0 RB Offset</b>
-------------------------------------	-------------	----------------------------	-------------------------------------	-------------	----------------------------



Channel Bandwidth: 10MHz

Channel 23060  
(704MHz)

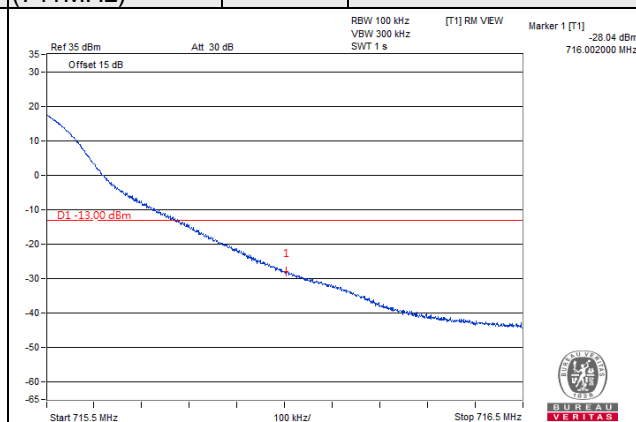
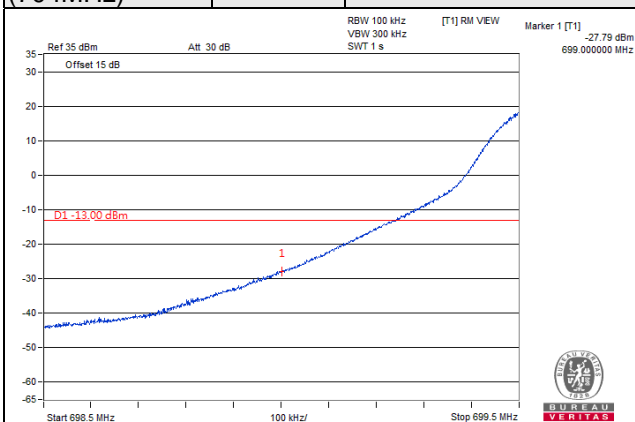
QPSK

1 RB / 0 RB Offset

Channel 23130  
(711MHz)

QPSK

1 RB / 24RB Offset



Channel 23060  
(704MHz)

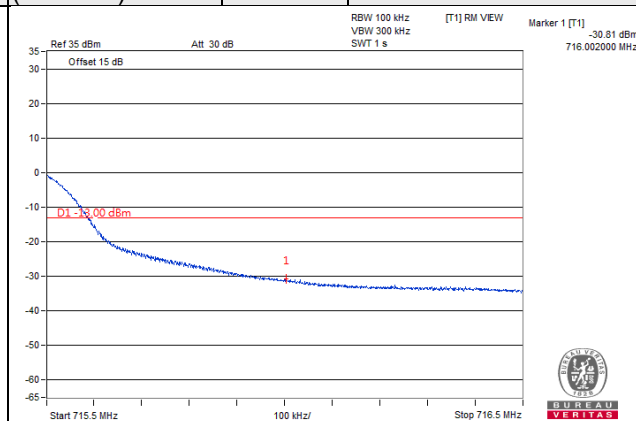
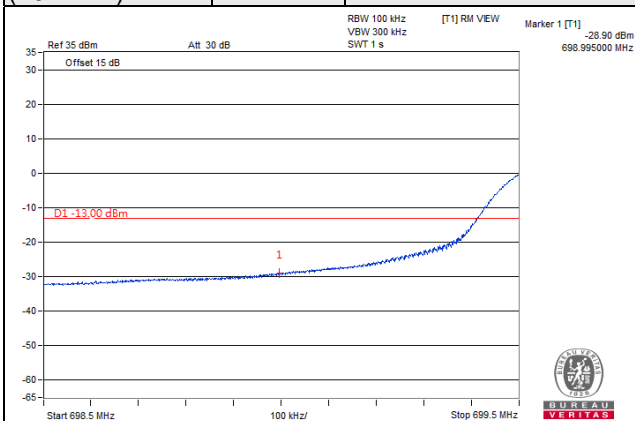
QPSK

50 RB / 0 RB Offset

Channel 23130  
(711MHz)

QPSK

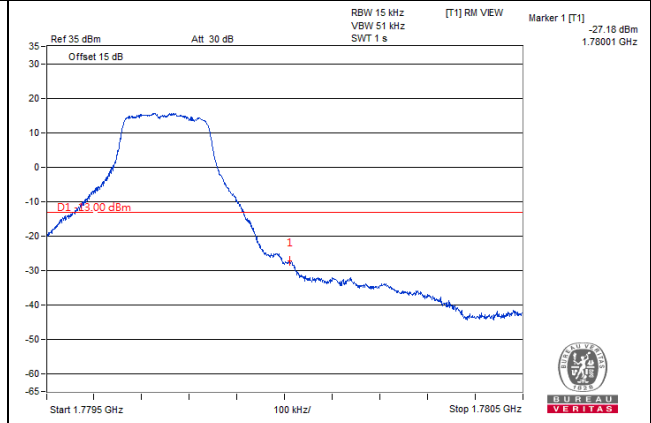
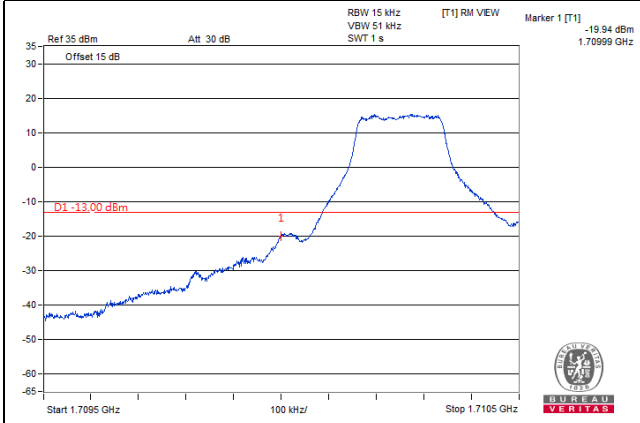
25 RB / 0 RB Offset



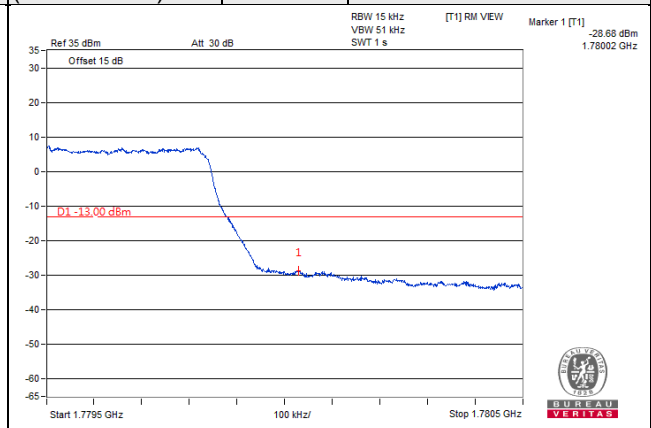
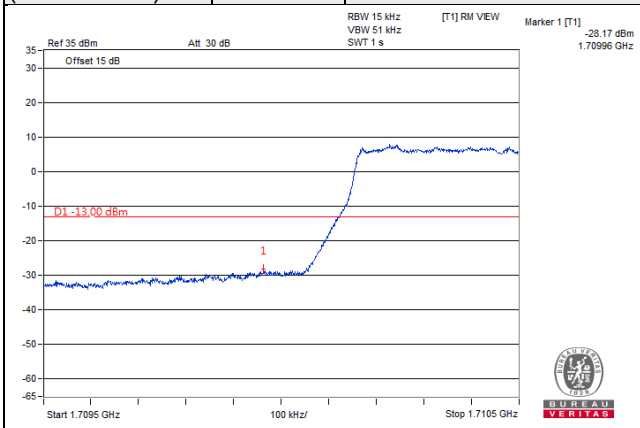
LTE Band 66

Channel Bandwidth: 1.4MHz

Channel 131979 (1710.7MHz)	QPSK	1 RB / 0 RB Offset	Channel 132665 (1779.3MHz)	QPSK	1 RB / 5 RB Offset
-------------------------------	------	--------------------	-------------------------------	------	--------------------

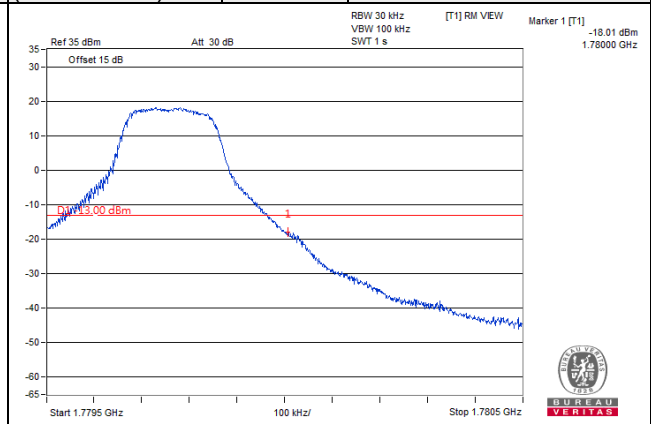
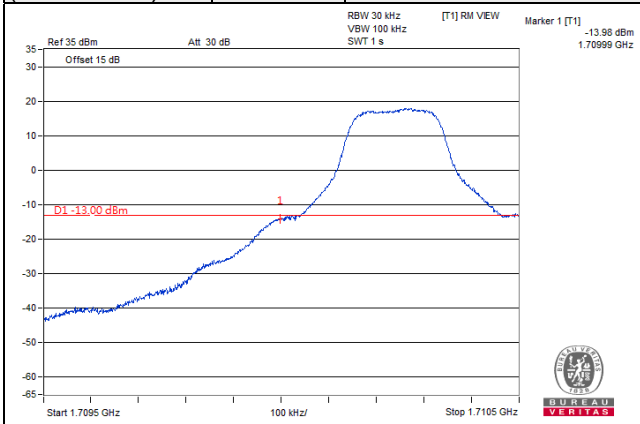


Channel 131979 (1710.7MHz)	QPSK	6 RB / 0 RB Offset	Channel 132665 (1779.3MHz)	QPSK	6 RB / 0 RB Offset
-------------------------------	------	--------------------	-------------------------------	------	--------------------

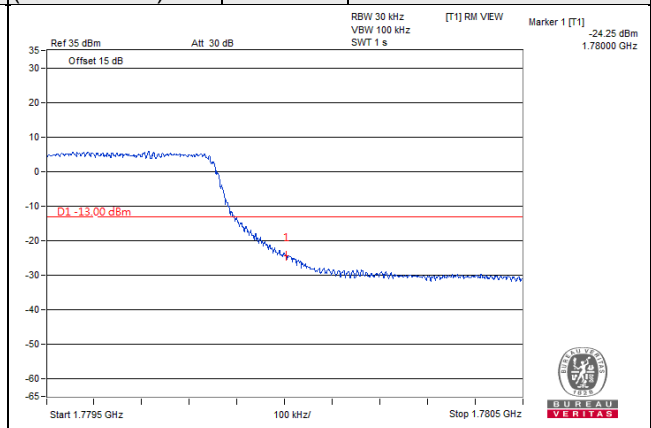
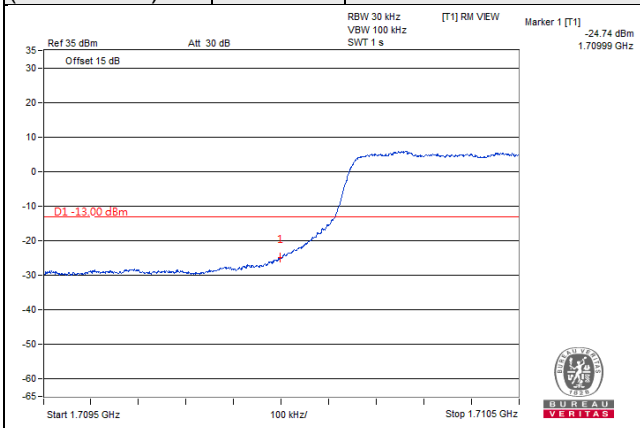


**Channel Bandwidth: 3MHz**

<b>Channel 131987 (1711.5MHz)</b>	<b>QPSK</b>	<b>1 RB / 0 RB Offset</b>	<b>Channel 132657 (1778.5MHz)</b>	<b>QPSK</b>	<b>1 RB / 14 RB Offset</b>
---------------------------------------	-------------	---------------------------	---------------------------------------	-------------	----------------------------

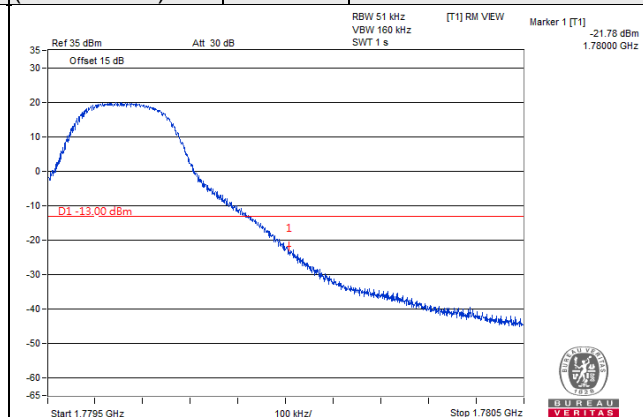
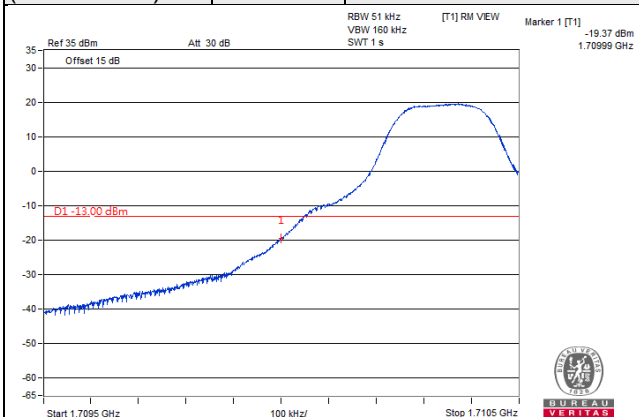


<b>Channel 131987 (1711.5MHz)</b>	<b>QPSK</b>	<b>15 RB / 0 RB Offset</b>	<b>Channel 132657 (1778.5MHz)</b>	<b>QPSK</b>	<b>15 RB / 0 RB Offset</b>
---------------------------------------	-------------	----------------------------	---------------------------------------	-------------	----------------------------

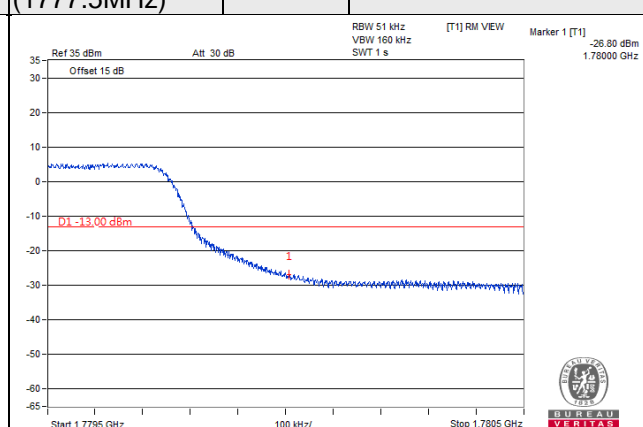
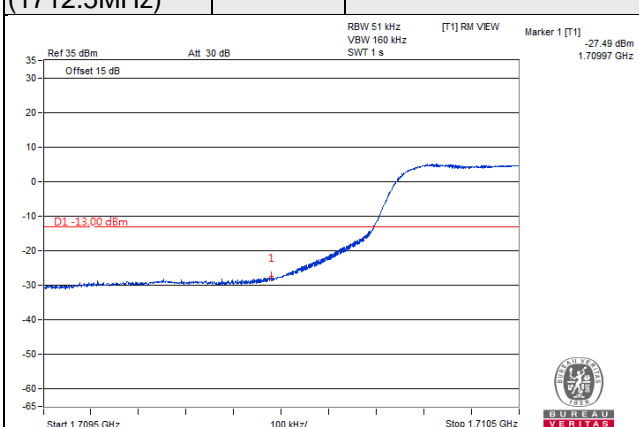


**Channel Bandwidth: 5MHz**

<b>Channel 131997 (1712.5MHz)</b>	<b>QPSK</b>	<b>1 RB / 0 RB Offset</b>	<b>Channel 132647 (1777.5MHz)</b>	<b>QPSK</b>	<b>1 RB / 24 RB Offset</b>
---------------------------------------	-------------	---------------------------	---------------------------------------	-------------	----------------------------

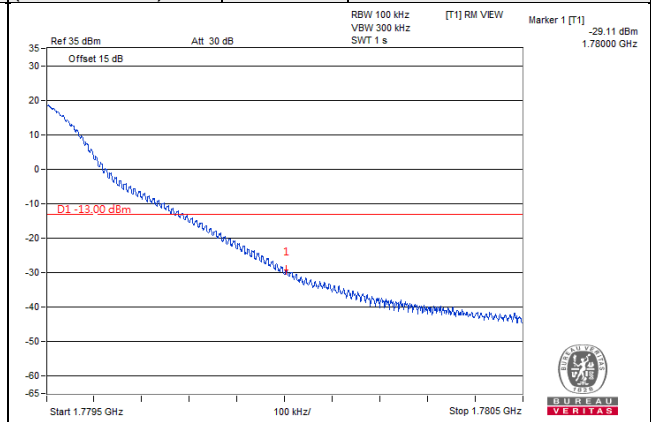
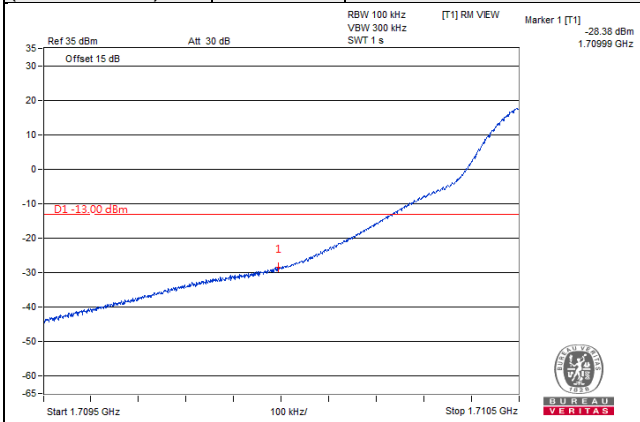


<b>Channel 131997 (1712.5MHz)</b>	<b>QPSK</b>	<b>25 RB / 0 RB Offset</b>	<b>Channel 132647 (1777.5MHz)</b>	<b>QPSK</b>	<b>25 RB / 0 RB Offset</b>
---------------------------------------	-------------	----------------------------	---------------------------------------	-------------	----------------------------

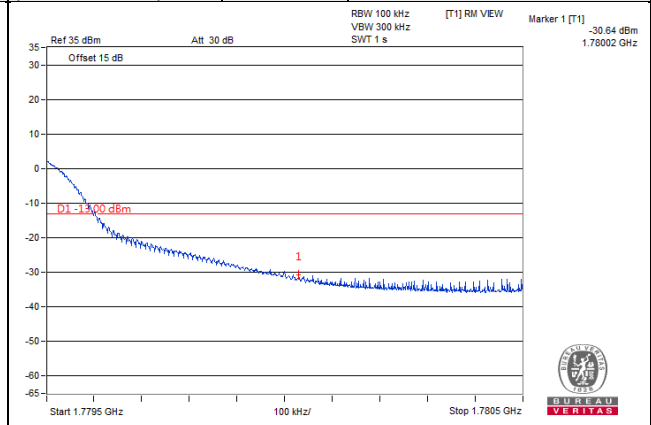
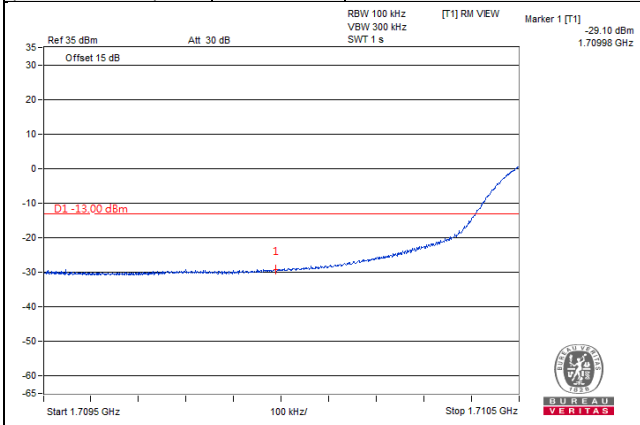


Channel Bandwidth: 10MHz

Channel 132022 (1715.0MHz)	QPSK	1 RB / 0 RB Offset	Channel 132622 (1775.0MHz)	QPSK	1 RB / 49 RB Offset
-------------------------------	------	--------------------	-------------------------------	------	---------------------



Channel 132022 (1715.0MHz)	QPSK	50 RB / 0 RB Offset	Channel 132622 (1775.0MHz)	QPSK	50 RB / 0 RB Offset
-------------------------------	------	---------------------	-------------------------------	------	---------------------





Channel Bandwidth: 15MHz

Channel 132047  
(1717.5MHz)

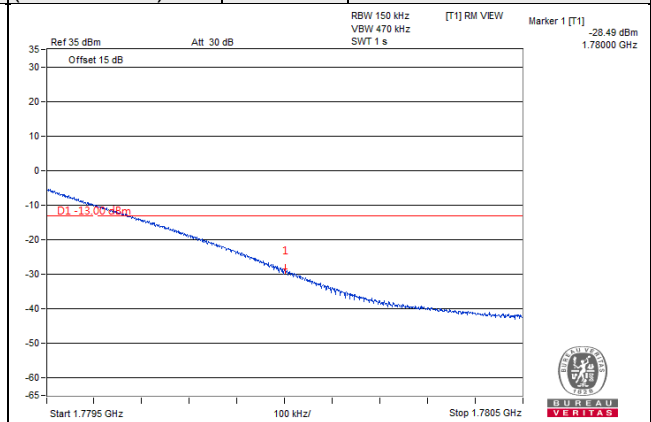
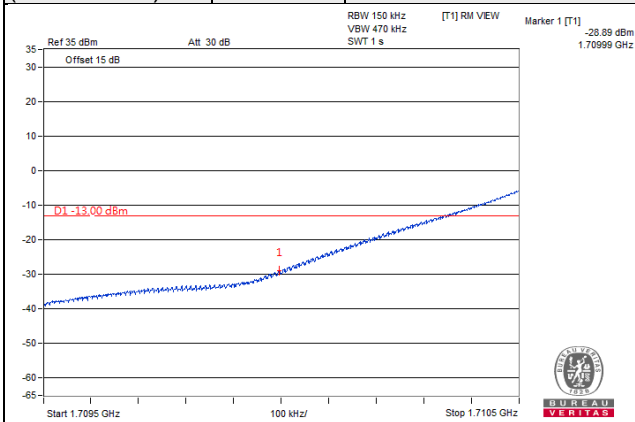
QPSK

1 RB / 0 RB Offset

Channel 132597  
(1772.5MHz)

QPSK

1 RB / 74 RB Offset



Channel 132047  
(1717.5MHz)

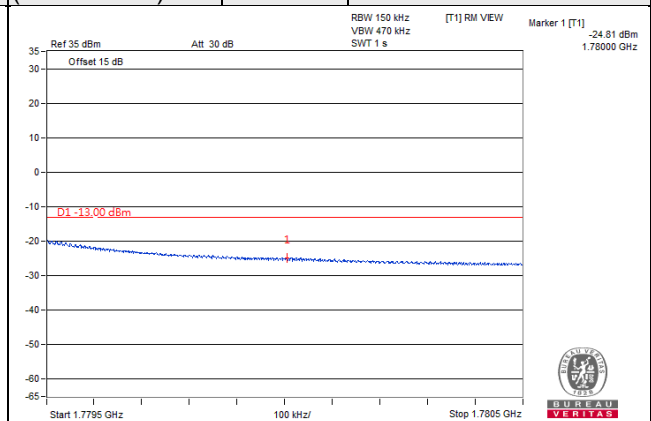
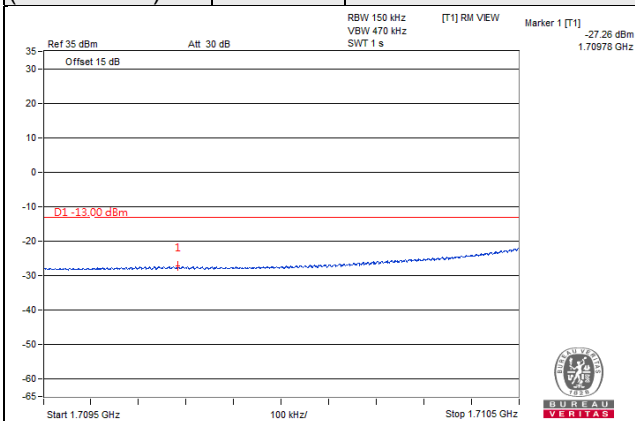
QPSK

75 RB / 0 RB Offset

Channel 132597  
(1772.5MHz)

QPSK

75 RB / 0 RB Offset



Channel Bandwidth: 20MHz

Channel 132072  
(1720.0MHz)

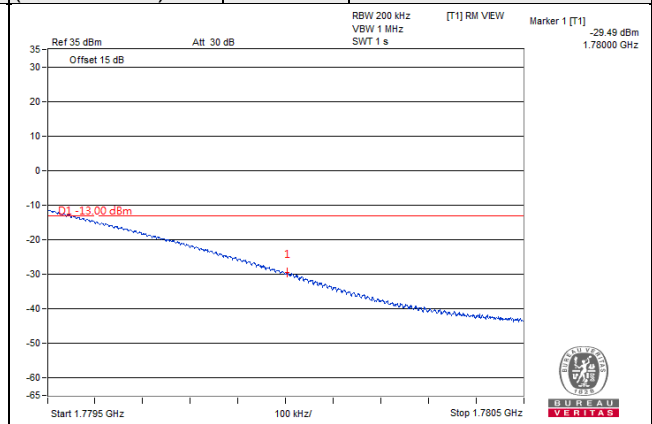
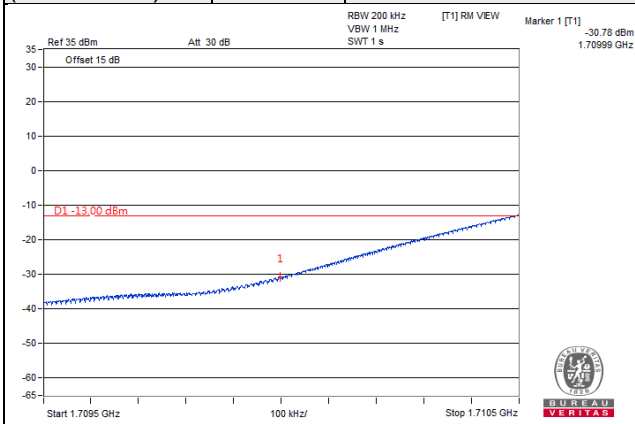
QPSK

1 RB / 0 RB Offset

Channel 132572  
(1770.0MHz)

QPSK

1 RB / 99 RB Offset



Channel 132072  
(1720.0MHz)

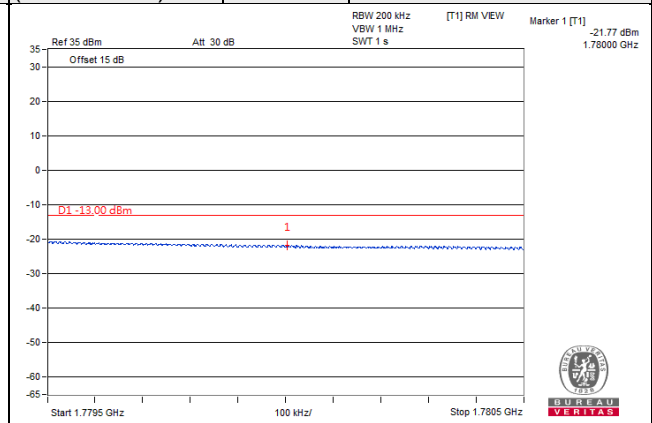
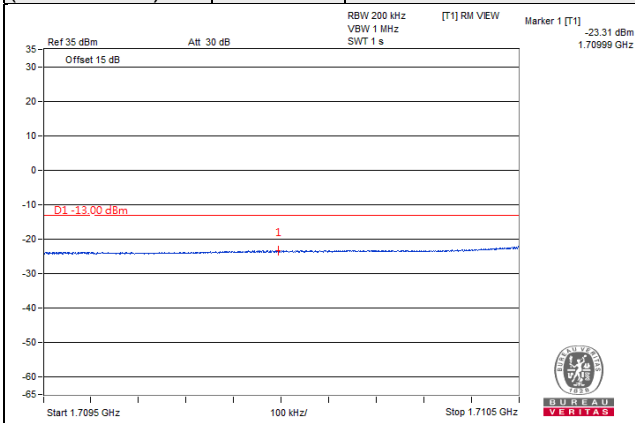
QPSK

100 RB / 0 RB Offset

Channel 132572  
(1770.0MHz)

QPSK

100 RB / 0 RB Offset

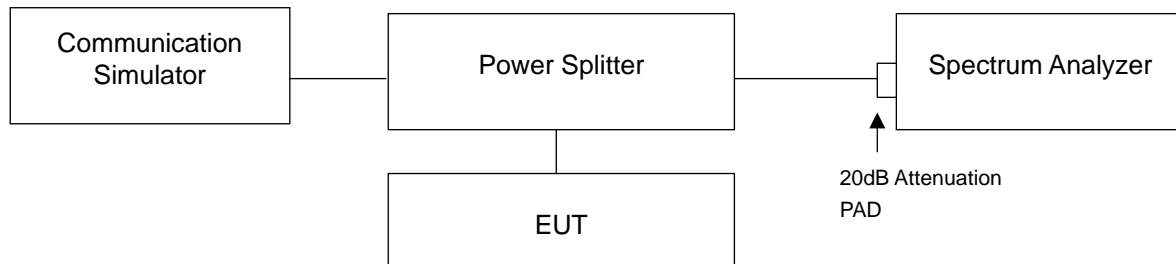


## 4.6 Peak to Average Ratio

### 4.6.1 Limits of Peak to Average Ratio Measurement

In measuring transmissions in this band using an average power technique, the peak to-average ratio (PAR) of the transmission may not exceed 13 dB

### 4.6.2 Test Setup



### 4.6.3 Test Procedures

- Set resolution/measurement bandwidth  $\geq$  signal's occupied bandwidth;
- Set the number of counts to a value that stabilizes the measured CCDF curve;
- Record the maximum PAPR level associated with a probability of 0.1%.

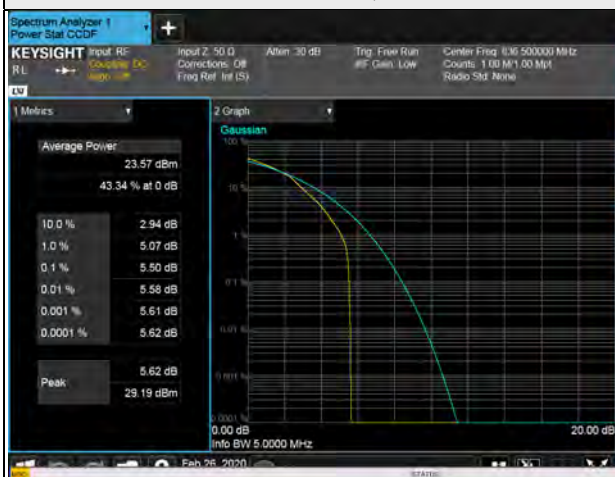
#### 4.6.4 Test Results

n5

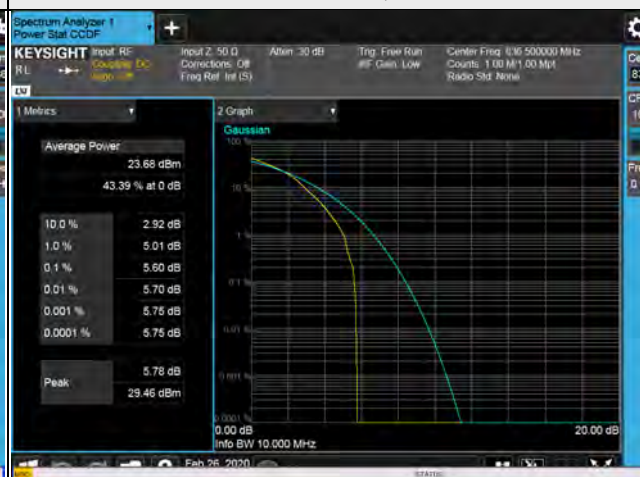
n5, Channel Bandwidth 5MHz						
Channel	Frequency (MHz)	Peak To Average Ratio (dB)				
		$\pi/2$ BPSK	QPSK	16QAM	64QAM	256QAM
165300	826.5	3.72	3.59	5.35	5.40	5.32
167300	836.5	3.70	3.62	5.39	5.50	5.47
169300	846.5	3.60	3.53	5.22	5.30	5.21
n5, Channel Bandwidth 10MHz						
Channel	Frequency (MHz)	Peak To Average Ratio (dB)				
		$\pi/2$ BPSK	QPSK	16QAM	64QAM	256QAM
165800	829.0	3.54	3.50	5.15	5.33	5.22
167300	836.5	3.55	3.76	5.37	5.60	5.50
168800	844.0	3.48	3.45	4.97	5.17	5.10
n5, Channel Bandwidth 15MHz						
Channel	Frequency (MHz)	Peak To Average Ratio (dB)				
		$\pi/2$ BPSK	QPSK	16QAM	64QAM	256QAM
166300	831.5	3.51	3.61	4.93	5.06	5.15
167300	836.5	3.41	3.46	5.24	5.32	4.98
168300	841.5	3.32	3.30	3.96	4.07	4.05
n5, Channel Bandwidth 20MHz						
Channel	Frequency (MHz)	Peak To Average Ratio (dB)				
		$\pi/2$ BPSK	QPSK	16QAM	64QAM	256QAM
166800	834.0	3.60	3.64	5.01	5.20	4.73
167300	836.5	3.38	3.36	5.13	5.22	5.02
167800	839.0	3.31	3.30	4.03	4.04	4.00

### Spectrum Plot of Worst Value

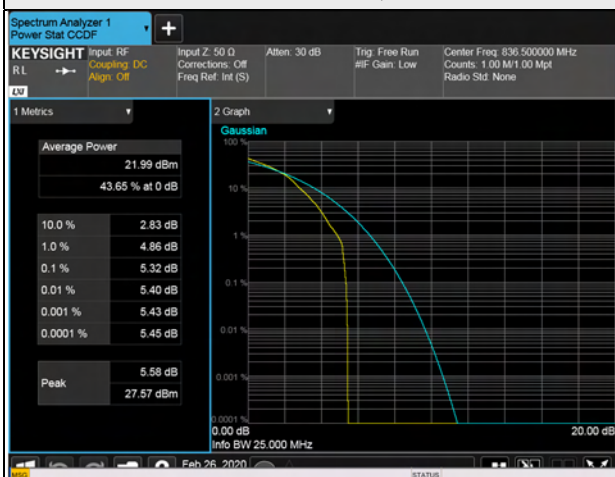
5MHz / 64QAM



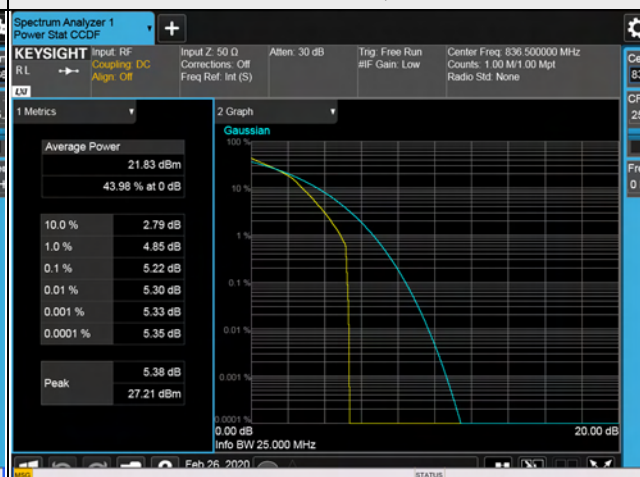
10MHz / 64QAM



15MHz / 64QAM



20MHz / 64QAM



LTE Band 2, Channel Bandwidth 1.4MHz				
Channel	Frequency (MHz)	Peak To Average Ratio (dB)		
		QPSK	16QAM	64QAM
18607	1850.7	4.00	5.19	6.40
18900	1880.0	4.10	4.99	6.74
19193	1909.3	3.73	4.34	6.40

LTE Band 2, Channel Bandwidth 3MHz				
Channel	Frequency (MHz)	Peak To Average Ratio (dB)		
		QPSK	16QAM	64QAM
18615	1851.5	3.79	5.03	6.84
18900	1880.0	3.79	5.01	6.75
19185	1908.5	3.58	4.38	6.40

LTE Band 2, Channel Bandwidth 5MHz				
Channel	Frequency (MHz)	Peak To Average Ratio (dB)		
		QPSK	16QAM	64QAM
18625	1852.5	3.80	4.61	6.88
18900	1880.0	3.81	4.64	6.78
19175	1907.5	3.61	4.35	6.46

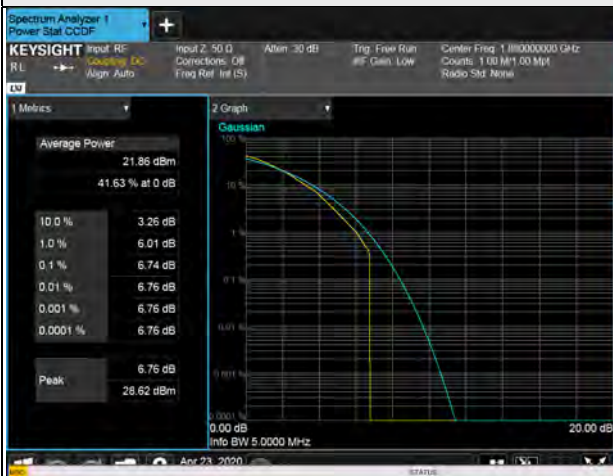
LTE Band 2, Channel Bandwidth 10MHz				
Channel	Frequency (MHz)	Peak To Average Ratio (dB)		
		QPSK	16QAM	64QAM
18650	1855.0	3.95	4.78	7.20
18900	1880.0	3.72	4.63	6.70
19150	1905.0	3.54	4.24	6.33

LTE Band 2, Channel Bandwidth 15MHz				
Channel	Frequency (MHz)	Peak To Average Ratio (dB)		
		QPSK	16QAM	64QAM
18675	1857.5	3.87	4.82	7.39
18900	1880.0	3.65	4.42	6.74
19125	1902.5	3.50	4.22	6.18

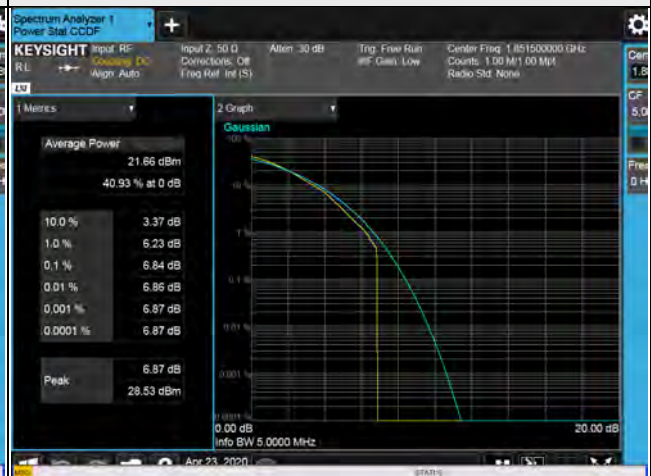
LTE Band 2, Channel Bandwidth 20MHz				
Channel	Frequency (MHz)	Peak To Average Ratio (dB)		
		QPSK	16QAM	64QAM
18700	1860.0	3.90	4.73	7.16
18900	1880.0	3.66	4.52	6.62
19100	1900.0	3.65	4.12	6.20

### Spectrum Plot of Worst Value

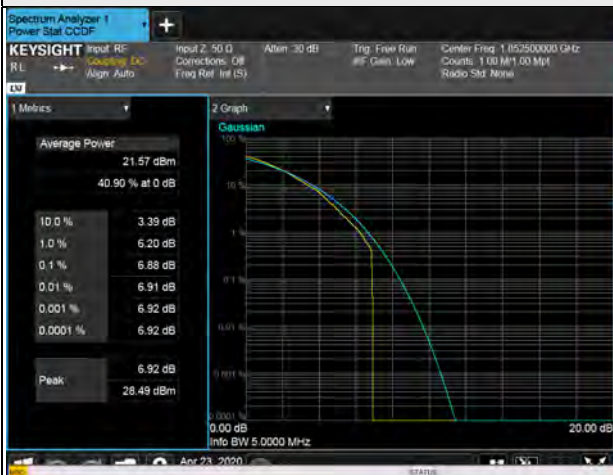
1.4MHz / 64QAM



3MHz / 64QAM



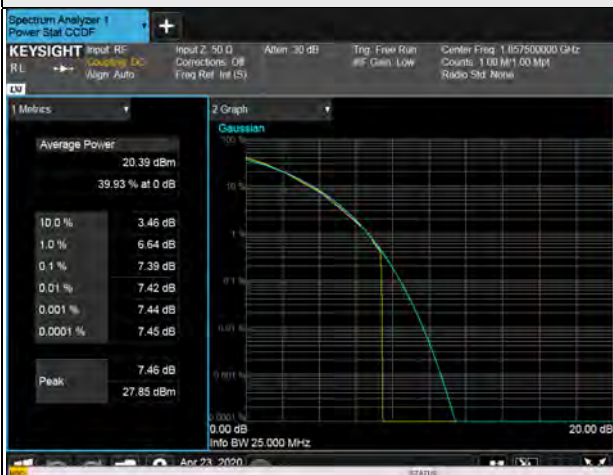
5MHz / 64QAM



10MHz / 64QAM



15MHz / 64QAM



20MHz / 64QAM



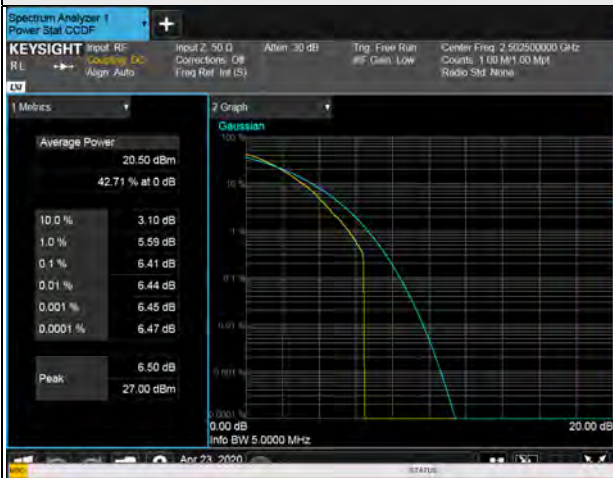
LTE Band 7

LTE Band 7, Channel Bandwidth 5MHz				
Channel	Frequency (MHz)	Peak To Average Ratio (dB)		
		QPSK	16QAM	64QAM
20775	2502.5	3.57	5.05	6.41
21100	2535.0	3.60	5.08	6.37
21425	2567.5	3.46	4.12	6.12
LTE Band 7, Channel Bandwidth 10MHz				
Channel	Frequency (MHz)	Peak To Average Ratio (dB)		
		QPSK	16QAM	64QAM
20800	2505.0	3.58	5.04	6.35
21100	2535.0	3.64	5.03	6.09
21400	2565.0	3.38	4.07	6.07
LTE Band 7, Channel Bandwidth 15MHz				
Channel	Frequency (MHz)	Peak To Average Ratio (dB)		
		QPSK	16QAM	64QAM
20825	2507.5	3.46	4.92	6.14
21100	2535.0	3.35	4.81	6.03
21375	2562.5	3.36	4.06	5.97
LTE Band 7, Channel Bandwidth 20MHz				
Channel	Frequency (MHz)	Peak To Average Ratio (dB)		
		QPSK	16QAM	64QAM
20850	2510.0	3.92	5.23	6.89
21100	2535.0	3.35	4.79	6.03
21350	2560.0	3.63	4.28	6.01



### Spectrum Plot of Worst Value

5MHz / 64QAM



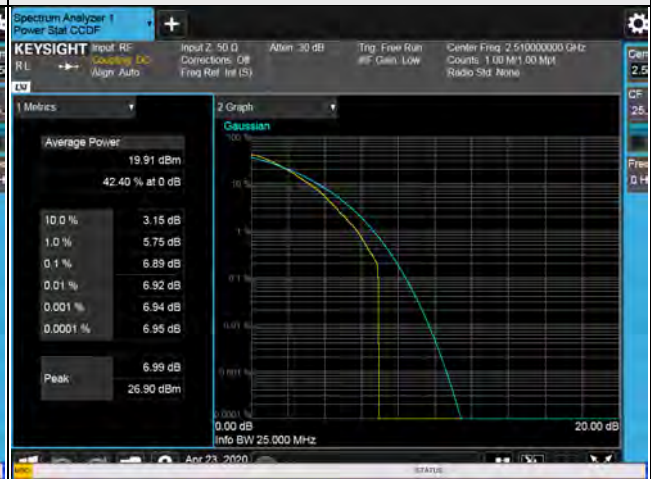
10MHz / 64QAM



15MHz / 64QAM



20MHz / 64QAM

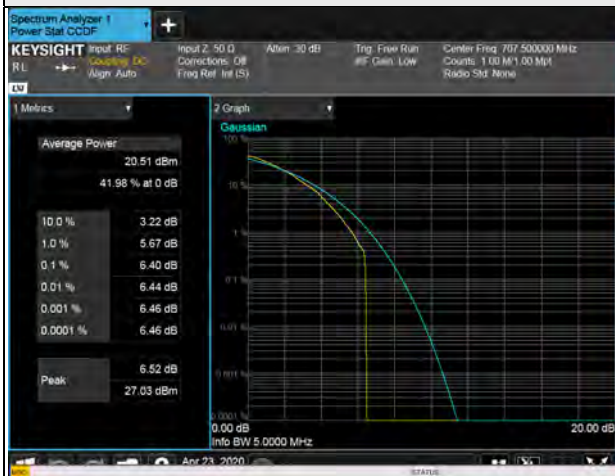


LTE Band 12

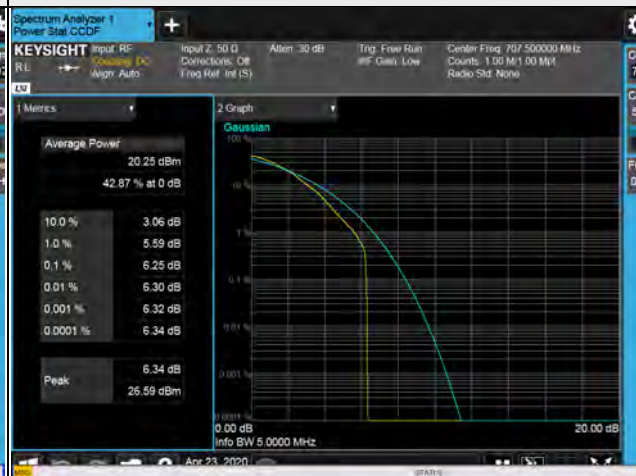
LTE Band 12, Channel Bandwidth 1.4MHz				
Channel	Frequency (MHz)	Peak To Average Ratio (dB)		
		QPSK	16QAM	64QAM
23017	699.7	3.60	4.28	5.94
23095	707.5	4.00	4.86	6.40
23173	715.3	3.63	4.76	5.72
LTE Band 12, Channel Bandwidth 3MHz				
Channel	Frequency (MHz)	Peak To Average Ratio (dB)		
		QPSK	16QAM	64QAM
23025	700.5	3.31	4.18	5.99
23095	707.5	3.72	4.64	6.25
23165	714.5	3.46	4.93	5.98
LTE Band 12, Channel Bandwidth 5MHz				
Channel	Frequency (MHz)	Peak To Average Ratio (dB)		
		QPSK	16QAM	64QAM
23035	701.5	3.40	4.18	5.92
23095	707.5	3.59	4.87	5.90
23155	713.5	3.55	5.05	6.48
LTE Band 12, Channel Bandwidth 10MHz				
Channel	Frequency (MHz)	Peak To Average Ratio (dB)		
		QPSK	16QAM	64QAM
23060	704.0	3.37	4.36	5.56
23095	707.5	3.42	4.68	5.80
23130	711.0	3.48	4.98	6.32

### Spectrum Plot of Worst Value

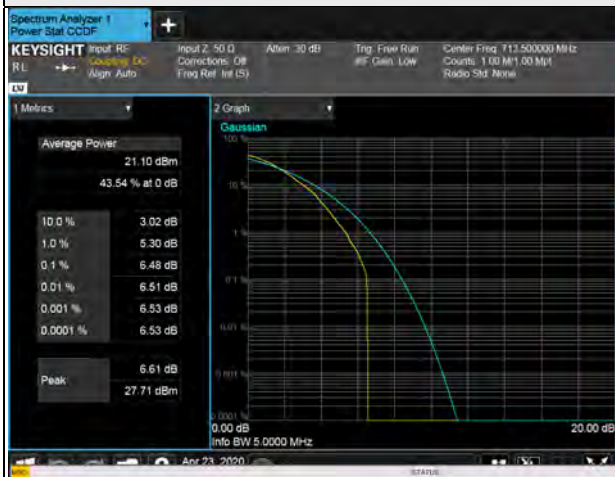
1.4MHz / 64QAM



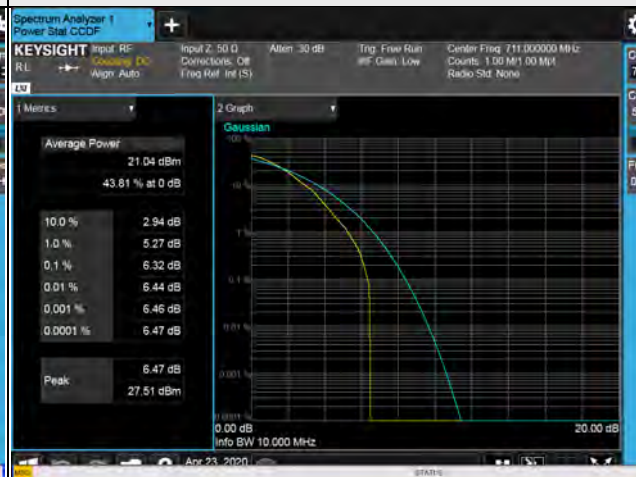
3MHz / 64QAM



5MHz / 64QAM



10MHz / 64QAM

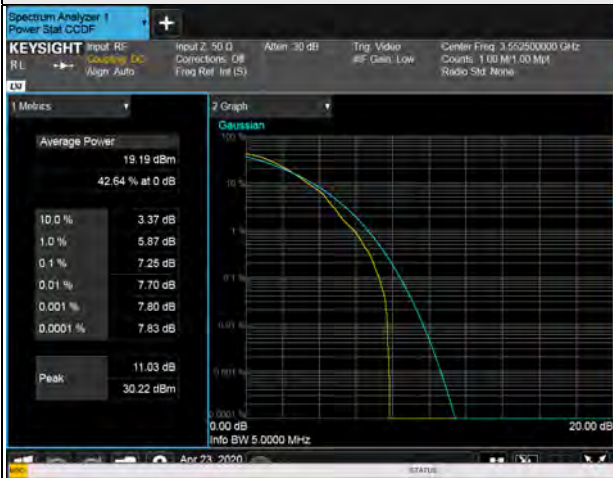


LTE Band 48

LTE Band 48, Channel Bandwidth 5MHz				
Channel	Frequency (MHz)	Peak To Average Ratio (dB)		
		QPSK	16QAM	64QAM
55265	3552.5	3.52	5.58	7.25
55990	3625.0	3.82	5.59	7.12
56715	3697.5	3.74	5.52	7.01
LTE Band 48, Channel Bandwidth 10MHz				
Channel	Frequency (MHz)	Peak To Average Ratio (dB)		
		QPSK	16QAM	64QAM
55290	3555.0	3.92	6.45	7.31
55990	3625.0	4.44	6.33	6.19
56690	3695.0	4.33	6.48	6.97
LTE Band 48, Channel Bandwidth 15MHz				
Channel	Frequency (MHz)	Peak To Average Ratio (dB)		
		QPSK	16QAM	64QAM
55315	3557.5	4.72	5.79	6.24
55990	3625.0	4.46	6.10	6.19
56665	3692.5	4.47	6.30	6.09
LTE Band 48, Channel Bandwidth 20MHz				
Channel	Frequency (MHz)	Peak To Average Ratio (dB)		
		QPSK	16QAM	64QAM
55340	3560.0	4.65	6.24	6.60
55990	3625.0	4.31	6.36	5.46
56640	3690.0	5.73	6.27	5.47

### Spectrum Plot of Worst Value

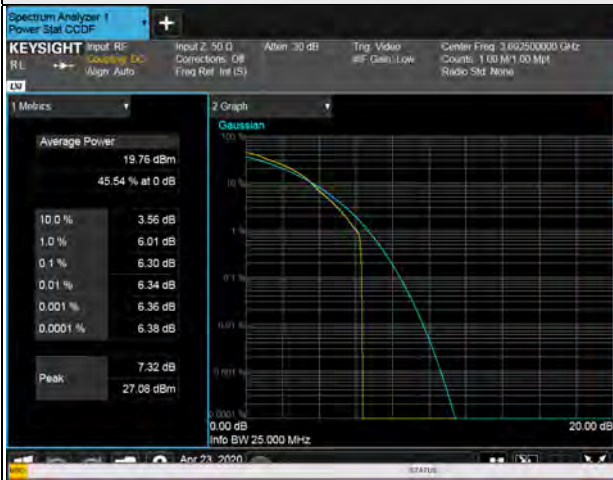
5MHz / 64QAM



10MHz / 64QAM



15MHz / 16QAM



20MHz / 64QAM



LTE Band 66

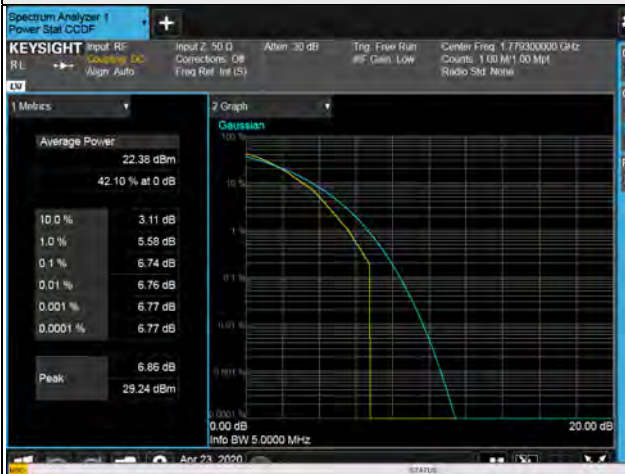
LTE Band 66, Channel Bandwidth 1.4MHz				
Channel	Frequency (MHz)	Peak To Average Ratio (dB)		
		QPSK	16QAM	64QAM
131979	1710.7	3.65	4.45	6.62
132322	1745.0	3.86	4.60	6.55
132665	1779.3	3.97	5.31	6.74
LTE Band 66, Channel Bandwidth 3MHz				
Channel	Frequency (MHz)	Peak To Average Ratio (dB)		
		QPSK	16QAM	64QAM
131987	1711.5	3.59	4.35	6.47
132322	1745.0	3.57	4.40	6.49
132657	1778.5	3.71	5.31	6.58
LTE Band 66, Channel Bandwidth 5MHz				
Channel	Frequency (MHz)	Peak To Average Ratio (dB)		
		QPSK	16QAM	64QAM
131997	1712.5	3.63	4.41	6.52
132322	1745.0	3.65	4.45	6.60
132647	1777.5	3.76	5.00	6.42
LTE Band 66, Channel Bandwidth 10MHz				
Channel	Frequency (MHz)	Peak To Average Ratio (dB)		
		QPSK	16QAM	64QAM
132022	1715.0	3.77	4.57	6.79
132322	1745.0	3.70	4.50	6.79
132622	1775.0	3.58	4.38	6.61
LTE Band 66, Channel Bandwidth 15MHz				
Channel	Frequency (MHz)	Peak To Average Ratio (dB)		
		QPSK	16QAM	64QAM
132047	1717.5	3.70	4.56	6.73
132322	1745.0	3.70	4.40	6.69
132597	1772.5	3.45	4.21	6.29

LTE Band 66, Channel Bandwidth 20MHz

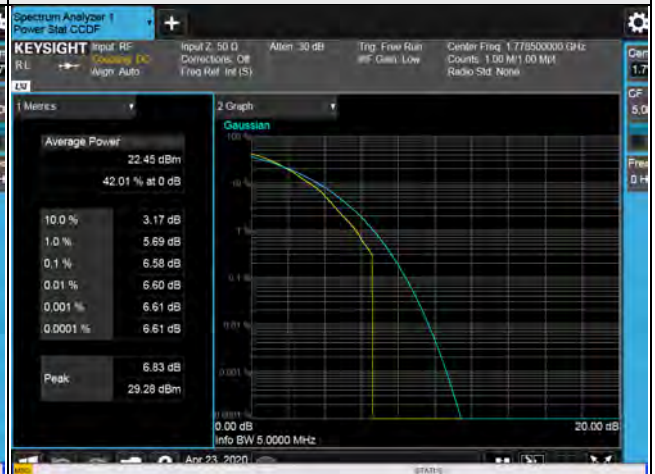
Channel	Frequency (MHz)	Peak To Average Ratio (dB)		
		QPSK	16QAM	64QAM
132072	1720.0	3.72	4.54	6.87
132322	1745.0	3.65	4.43	6.75
132572	1770.0	3.65	5.06	6.40

### Spectrum Plot of Worst Value

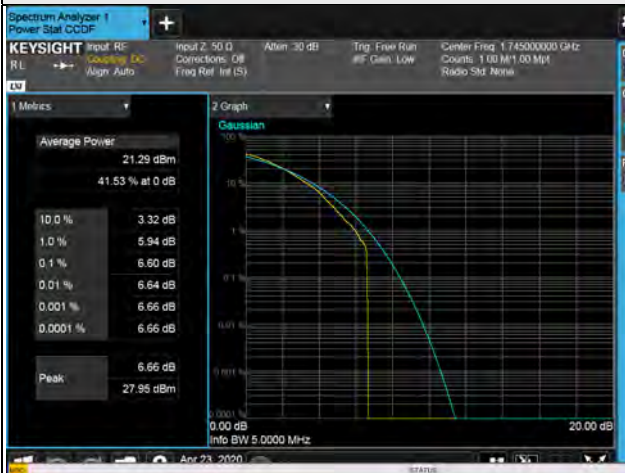
1.4MHz / 64QAM



3MHz / 64QAM



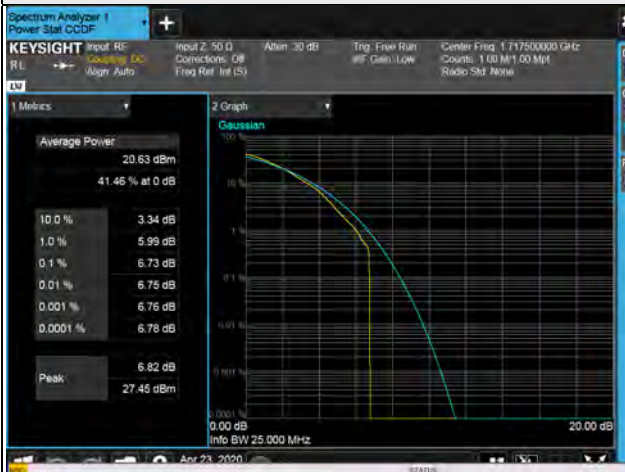
5MHz / 64QAM



10MHz / 64QAM



15MHz / 64QAM



20MHz / 64QAM

