










Annex F. Photographs

F.1 Test Sample

Sample Front	Sample Back
	
Tablet Display	Tablet Keyboard
	
Laptop Mode	
	

F.2 Test positions

Top Edge	Back Face
	
Right Edge	Laptop
	


F.3 Antenna host platform location and adjacent edge positions relative to the body

All information (diagrams, values and dimensions) in this section are provided by the manufacturer

<p style="text-align: center;">Antenna Host Platform location</p> <p style="text-align: center;">Plot 1: Front view of EUT Plot 2: Back view of EUT</p>	<p style="text-align: center;">Antenna Host Platform location - 2</p>
<p style="text-align: center;">Tablet Mode – Distance to edges</p>	<p style="text-align: center;">Laptop Mode</p>
<p style="text-align: center;">Tablet Mode</p>	<p style="text-align: center;">Antenna Host Platform Information</p>

F.4 Phantom liquid level during measurements

ELI phantom Body liquid SAR Dasy SPEAG MBL600-6000V6 Batch - 160603-01



End of the report

This page is intentionally left blank and marks the last page of the test report.