

## FCC Test Report

### (PART 22)

**Report No.:** RF170106C02

**FCC ID:** ZMOL850GL

**Test Model:** L850-GL

**Received Date:** Jan. 06, 2017

**Test Date:** Jan. 10, 2017 ~ Feb. 14, 2017

**Issued Date:** Feb. 21, 2017

**Applicant:** Fibocom Wireless Inc.

**Address:** 5/F, Tower A, Technology Building II, 1057 Nanhai Blvd, Nanshan,  
Shenzhen, China

**Issued By:** Bureau Veritas Consumer Products Services (H.K.) Ltd., Taoyuan Branch

**Lab Address:** No. 47-2, 14th Ling, Chia Pau Vil., Lin Kou Dist., New Taipei City, Taiwan  
( R.O.C )

**Test Location:** No. 19, Hwa Ya 2nd Rd, Wen Hwa Tsuen, Kwei Shan Hsiang, Taoyuan  
Hsien 333, Taiwan, R.O.C.



This report is for your exclusive use. Any copying or replication of this report to or for any other person or entity, or use of our name or trademark, is permitted only with our prior written permission. This report sets forth our findings solely with respect to the test samples identified herein. The results set forth in this report are not indicative or representative of the quality or characteristics of the lot from which a test sample was taken or any similar or identical product unless specifically and expressly noted. Our report includes all of the tests requested by you and the results thereof based upon the information that you provided to us. You have 60 days from date of issuance of this report to notify us of any material error or omission caused by our negligence, provided, however, that such notice shall be in writing and shall specifically address the issue you wish to raise. A failure to raise such issue within the prescribed time shall constitute your unqualified acceptance of the completeness of this report, the tests conducted and the correctness of the report contents. Unless specific mention, the uncertainty of measurement has been explicitly taken into account to declare the compliance or non-compliance to the specification. The report must not be used by the client to claim product certification, approval, or endorsement by TAF or any government agencies

## Table of Contents

|   |           |
|---|-----------|
| <b>Release Control Record</b> .....                             | <b>3</b>  |
| <b>1 Certificate of Conformity</b> .....                        | <b>4</b>  |
| <b>2 Summary of Test Results</b> .....                          | <b>5</b>  |
| 2.1 Measurement Uncertainty .....                               | 5         |
| 2.2 Test Site and Instruments .....                             | 6         |
| <b>3 General Information</b> .....                              | <b>8</b>  |
| 3.1 General Description of EUT .....                            | 8         |
| 3.2 Configuration of System under Test .....                    | 9         |
| 3.2.1 Description of Support Units .....                        | 9         |
| 3.3 Test Mode Applicability and Tested Channel Detail .....     | 10        |
| 3.4 EUT Operating Conditions .....                              | 13        |
| 3.5 General Description of Applied Standards .....              | 13        |
| <b>4 Test Types and Results</b> .....                           | <b>14</b> |
| 4.1 Output Power Measurement .....                              | 14        |
| 4.1.1 Limits of Output Power Measurement .....                  | 14        |
| 4.1.2 Test Procedures .....                                     | 14        |
| 4.1.3 Test Setup .....  | 15        |
| 4.1.4 Test Results .....  | 16        |
| 4.2 Frequency Stability Measurement .....                       | 24        |
| 4.2.1 Limits of Frequency Stability Measurement .....           | 24        |
| 4.2.2 Test Procedure .....                                      | 24        |
| 4.2.3 Test Setup .....  | 24        |
| 4.2.4 Test Results .....  | 25        |
| 4.3 Occupied Bandwidth Measurement .....                        | 35        |
| 4.3.1 Test Procedure .....                                      | 35        |
| 4.3.2 Test Setup .....  | 35        |
| 4.3.3 Test Result .....   | 36        |
| 4.4 Band Edge Measurement .....                                 | 42        |
| 4.4.1 Limits of Band Edge Measurement .....                     | 42        |
| 4.4.2 Test Setup .....  | 42        |
| 4.4.3 Test Procedures .....                                     | 42        |
| 4.4.4 Test Results .....  | 43        |
| 4.5 Peak to Average Ratio .....                                 | 52        |
| 4.5.1 Limits of Peak to Average Ratio Measurement .....         | 52        |
| 4.5.2 Test Setup .....  | 52        |
| 4.5.3 Test Procedures .....                                     | 52        |
| 4.5.4 Test Results .....  | 53        |
| 4.6 Conducted Spurious Emissions .....                          | 59        |
| 4.6.1 Limits of Conducted Spurious Emissions Measurement .....  | 59        |
| 4.6.2 Test Setup .....  | 59        |
| 4.6.3 Test Procedure .....                                      | 59        |
| 4.6.4 Test Results .....  | 60        |
| 4.7 Radiated Emission Measurement .....                         | 70        |
| 4.7.1 Limits of Radiated Emission Measurement .....             | 70        |
| 4.7.2 Test Procedure .....                                      | 70        |
| 4.7.3 Deviation from Test Standard .....                        | 70        |
| 4.7.4 Test Setup .....  | 70        |
| 4.7.5 Test Results .....  | 71        |
| <b>5 Pictures of Test Arrangements</b> .....                    | <b>89</b> |
| <b>Appendix – Information on the Testing Laboratories</b> ..... | <b>90</b> |



### Release Control Record

| Issue No.   | Description      | Date Issued   |
|-------------|------------------|---------------|
| RF170106C02 | Original Release | Feb. 21, 2017 |



## 1 Certificate of Conformity

**Product:** LTE module

**Brand:** Fibocom

**Test Model:** L850-GL


**Sample Status:** Identical Prototype


**Applicant:** Fibocom Wireless Inc.

**Test Date:** Jan. 10, 2017 ~ Feb. 14, 2017

**Standards:** FCC Part 22, Subpart H

The above equipment has been tested by **Bureau Veritas Consumer Products Services (H.K.) Ltd., Taoyuan Branch**, and found compliance with the requirement of the above standards. The test record, data evaluation & Equipment Under Test (EUT) configurations represented herein are true and accurate accounts of the measurements of the sample's EMC characteristics under the conditions specified in this report.

**Prepared by :**  , **Date:** Feb. 21, 2017  
Gina Liu / Specialist

**Approved by :**  , **Date:** Feb. 21, 2017  
David Huang / Project Engineer

## 2 Summary of Test Results

| Applied Standard: FCC Part 22 & Part 2 |                              |        |  |
|--|------------------------------|--------|--|
| FCC Clause                             | Test Item                    | Result | Remarks  |
| 2.1046<br>22.913 (a)                   | Effective Radiated Power     | Pass   | Meet the requirement of limit.   |
| ---                                    | Peak to Average Ratio        | Pass   | Meet the requirement of limit.   |
| 2.1055<br>22.355                       | Frequency Stability          | Pass   | Meet the requirement of limit.   |
| 2.1049                                 | Occupied Bandwidth           | Pass   | Meet the requirement of limit.   |
| 22.917                                 | Band Edge Measurements       | Pass   | Meet the requirement of limit.   |
| 2.1051<br>22.917                       | Conducted Spurious Emissions | Pass   | Meet the requirement of limit.   |
| 2.1053<br>22.917                       | Radiated Spurious Emissions  | Pass   | Meet the requirement of limit.<br>Minimum passing margin is -33.43 dB at 235.64 MHz. |

### 2.1 Measurement Uncertainty

Where relevant, the following measurement uncertainty levels have been estimated for tests performed on the EUT as specified in CISPR 16-4-2:

| Measurement                        | Frequency          | Expanded Uncertainty (k=2) (±) |
|------------------------------------|--------------------|--------------------------------|
| Conducted Emissions at mains ports | 150 kHz ~ 30 MHz   | 2.44 dB                        |
| Radiated Emissions up to 1 GHz     | 30 MHz ~ 200 MHz   | 2.93 dB                        |
|                                    | 200 MHz ~ 1000 MHz | 2.95 dB                        |
| Radiated Emissions above 1 GHz     | 1 GHz ~ 18 GHz     | 2.26 dB                        |
|                                    | 18 GHz ~ 40 GHz    | 1.94 dB                        |

## 2.2 Test Site and Instruments

| Description & Manufacturer                     | Model No.            | Serial No.          | Date of Calibration | Due Date of Calibration |
|--|----------------------|---------------------|---------------------|-------------------------|
| Test Receiver<br>Agilent Technologies          | N9038A               | MY52260177          | Jun. 21, 2016       | Jun. 20, 2017           |
| Spectrum Analyzer<br>Agilent                   | N9010A               | MY52220314          | Dec. 16, 2016       | Dec. 15, 2017           |
| Spectrum Analyzer<br>ROHDE & SCHWARZ           | FSU43                | 101261              | Dec. 13, 2016       | Dec. 12, 2017           |
| BILOG Antenna<br>SCHWARZBECK                   | VULB9168             | 9168-472            | Dec. 26, 2016       | Dec. 27, 2017           |
| HORN Antenna<br>SCHWARZBECK                    | BBHA 9120 D          | 9120D-969           | Dec. 12, 2016       | Dec. 13, 2017           |
| Double Ridge Guide Horn<br>Antenna EMCO        | 3115                 | 5619                | Dec. 26, 2016       | Dec. 27, 2017           |
| BILOG Antenna<br>SCHWARZBECK                   | VULB 9168            | 9168-153            | Dec. 12, 2016       | Dec. 13, 2017           |
| Agilent Communications<br>Tester-Wireless      | 8960 Series 10       | MY53201073          | Jul. 03, 2015       | Jul. 02, 2017           |
| Preamplifier<br>EMCI                           | EMC 012645           | 980115              | Oct. 21, 2016       | Oct. 20, 2017           |
| Preamplifier<br>EMCI                           | EMC 184045           | 980116              | Oct. 21, 2016       | Oct. 20, 2017           |
| Preamplifier<br>EMCI                           | EMC 330H             | 980112              | Oct. 21, 2016       | Oct. 20, 2017           |
| Power Meter<br>Anritsu                         | ML2495A              | 1232002             | Sep. 08, 2016       | Sep. 07, 2017           |
| Power Sensor<br>Anritsu                        | MA2411B              | 1207325             | Sep. 08, 2016       | Sep. 07, 2017           |
| RF signal cable<br>HUBER+SUHNNER               | SUCOFLEX 104         | 309219/4<br>2950114 | Oct. 21, 2016       | Oct. 20, 2017           |
| RF signal cable<br>HUBER+SUHNNER               | SUCOFLEX 104         | 250130/4            | Oct. 21, 2016       | Oct. 20, 2017           |
| RF Coaxial Cable<br>Worken                     | 8D-FB                | Cable-Ch10-01       | Oct. 21, 2016       | Oct. 20, 2017           |
| Software<br>BV ADT                             | E3<br>6.120103       | NA                  | NA                  | NA                      |
| Antenna Tower<br>MF                            | MFA-440H             | NA                  | NA                  | NA                      |
| Turn Table<br>MF                               | MFT-201SS            | NA                  | NA                  | NA                      |
| Antenna Tower & Turn<br>Table Controller<br>MF | MF-7802              | NA                  | NA                  | NA                      |
| Radio Communication<br>Analyzer                | MT8820C              | 6201300640          | Aug. 10, 2015       | Aug. 09, 2017           |
| Temperature & Humidity<br>Chamber              | GTH-120-40-CP-A<br>R | MAA1306-019         | Sep. 02, 2016       | Sep. 01, 2017           |
| DC Power Supply<br>Topward                     | 33010D               | 807748              | Oct. 25, 2016       | Oct. 24, 2018           |
| Digital Multimeter<br>Fluke                    | 87-III               | 70360742            | Jul. 01, 2016       | Jun. 30, 2017           |

- Note:
1. The calibration interval of the above test instruments is 12 / 24 months and the calibrations are traceable to NML/ROC and NIST/USA.
  2. The test was performed in HwaYa Chamber 10.
  3. The horn antenna and preamplifier (model: EMC 184045) are used only for the measurement of emission frequency above 1 GHz if tested.
  4. The FCC Site Registration No. is 690701.
  5. The IC Site Registration No. is IC7450F-10.

### 3 General Information

#### 3.1 General Description of EUT

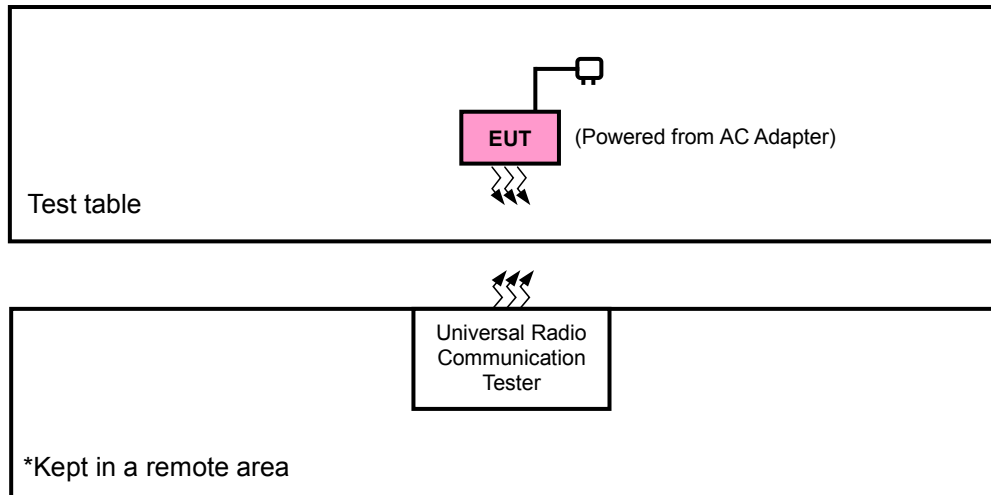
|                                    |                                     |                   |
|------------------------------------|-------------------------------------|-------------------|
| <b>Product</b>                     | LTE module                          |                   |
| <b>Brand</b>                       | Fibocom                             |                   |
| <b>Test Model</b>                  | L850-GL                             |                   |
| <b>Status of EUT</b>               | Identical Prototype                 |                   |
| <b>Power Supply Rating</b>         | 3.3 Vdc (from Host Equipment)       |                   |
| <b>Modulation Type</b>             | WCDMA                               | BPSK              |
|                                    | LTE                                 | QPSK, 16QAM       |
| <b>Frequency Range</b>             | WCDMA                               | 826.4 ~ 846.6 MHz |
|                                    | LTE 5 (Channel Bandwidth: 1.4 MHz)  | 824.7 ~ 848.3 MHz |
|                                    | LTE 5 (Channel Bandwidth: 3 MHz)    | 825.5 ~ 847.5 MHz |
|                                    | LTE 5 (Channel Bandwidth: 5 MHz)    | 826.5 ~ 846.5 MHz |
|                                    | LTE 5 (Channel Bandwidth: 10 MHz)   | 829 ~ 844 MHz     |
|                                    | LTE 26 (Channel Bandwidth: 1.4 MHz) | 824.7 ~ 848.3 MHz |
|                                    | LTE 26 (Channel Bandwidth: 3 MHz)   | 825.5 ~ 847.5 MHz |
|                                    | LTE 26 (Channel Bandwidth: 5 MHz)   | 826.5 ~ 846.5 MHz |
|                                    | LTE 26 (Channel Bandwidth: 10 MHz)  | 829 ~ 844 MHz     |
|                                    | LTE 26 (Channel Bandwidth: 15 MHz)  | 831.5 ~ 841.5 MHz |
| <b>Max. ERP Power</b>              | WCDMA                               | 148.25 mW         |
|                                    | LTE 5 (Channel Bandwidth: 1.4 MHz)  | 145.21 mW         |
|                                    | LTE 5 (Channel Bandwidth: 3 MHz)    | 146.55 mW         |
|                                    | LTE 5 (Channel Bandwidth: 5 MHz)    | 149.62 mW         |
|                                    | LTE 5 (Channel Bandwidth: 10 MHz)   | 152.05 mW         |
|                                    | LTE 26 (Channel Bandwidth: 1.4 MHz) | 154.88 mW         |
|                                    | LTE 26 (Channel Bandwidth: 3 MHz)   | 159.22 mW         |
|                                    | LTE 26 (Channel Bandwidth: 5 MHz)   | 162.55 mW         |
|                                    | LTE 26 (Channel Bandwidth: 10 MHz)  | 165.58 mW         |
| LTE 26 (Channel Bandwidth: 15 MHz) | 168.66 mW                           |                   |
| <b>Emission Designator</b>         | WCDMA                               | 4M08F9W           |
|                                    | LTE 5 (Channel Bandwidth: 1.4 MHz)  | 1M09W7D           |
|                                    | LTE 5 (Channel Bandwidth: 3 MHz)    | 2M71G7D           |
|                                    | LTE 5 (Channel Bandwidth: 5 MHz)    | 4M50W7D           |
|                                    | LTE 5 (Channel Bandwidth: 10 MHz)   | 9M00G7D           |
|                                    | LTE 26 (Channel Bandwidth: 1.4 MHz) | 1M09W7D           |
|                                    | LTE 26 (Channel Bandwidth: 3 MHz)   | 2M70W7D           |
|                                    | LTE 26 (Channel Bandwidth: 5 MHz)   | 4M50W7D           |
|                                    | LTE 26 (Channel Bandwidth: 10 MHz)  | 9M00G7D           |
|                                    | LTE 26 (Channel Bandwidth: 15 MHz)  | 13M5W7D           |
| <b>Antenna Type</b>                | External Antenna                    |                   |
| <b>Accessory Device</b>            | Refer to Note as below              |                   |
| <b>Data Cable Supplied</b>         | Refer to Note as below              |                   |



Note:

1. The above EUT information is declared by manufacturer and for more detailed features description, please refer to the manufacturer's specifications or user's manual.

### 3.2 Configuration of System under Test



#### 3.2.1 Description of Support Units

The EUT has been tested as an independent unit together with other necessary accessories or support units.

### 3.3 Test Mode Applicability and Tested Channel Detail

Pre-Scan has been conducted to determine the worst-case mode from all possible combinations between available modulations, data rates, XYZ axis, and antenna ports.

The worst case was found when positioned as the table below. Following channel(s) was (were) selected for the final test as listed below:

| Band        | ERP     | Radiated Emission |
|-------------|---------|-------------------|
| WCDMA       | Z-plane | Z-axis            |
| LTE Band 5  | X-plane | X-axis            |
| LTE Band 26 | X-plane | X-axis            |

#### WCDMA

| EUT Configure Mode | Test Item             | Available Channel | Tested Channel   | Mode  |
|--------------------|-----------------------|-------------------|------------------|-------|
| -                  | ERP                   | 4132 to 4233      | 4132, 4182, 4233 | WCDMA |
| -                  | Frequency Stability   | 4132 to 4233      | 4132, 4233       | WCDMA |
| -                  | Occupied Bandwidth    | 4132 to 4233      | 4132, 4182, 4233 | WCDMA |
| -                  | Band Edge             | 4132 to 4233      | 4132, 4233       | WCDMA |
| -                  | Peak to Average Ratio | 4132 to 4233      | 4132, 4182, 4233 | WCDMA |
| -                  | Conducuted Emission   | 4132 to 4233      | 4132, 4182, 4233 | WCDMA |
| -                  | Radiated Emission     | 4132 to 4233      | 4132, 4182, 4233 | WCDMA |

### LTE Band 5

| EUT Configure Mode | Test Item           | Available Channel | Tested Channel        | Channel Bandwidth | Modulation          | Mode                                       |             |                     |
|--------------------|---------------------|-------------------|-----------------------|-------------------|---------------------|--|-------------|---------------------|
| -                  | ERP                 | 20407 to 20643    | 20407, 20525, 20643   | 1.4 MHz           | QPSK, 16QAM         | 1 RB / 2 RB Offset                         |             |                     |
|                    |                     | 20415 to 20635    | 20415, 20525, 20635   | 3 MHz             | QPSK, 16QAM         | 1 RB / 7 RB Offset                         |             |                     |
|                    |                     | 20425 to 20625    | 20425, 20525, 20625   | 5 MHz             | QPSK, 16QAM         | 1 RB / 12 RB Offset                        |             |                     |
|                    |                     | 20450 to 20600    | 20450, 20525, 20600   | 10 MHz            | QPSK, 16QAM         | 1 RB / 24 RB Offset                        |             |                     |
| -                  | Frequency Stability | 20407 to 20643    | 20407, 20643          | 1.4 MHz           | QPSK                | 1 RB / 2 RB Offset                         |             |                     |
|                    |                     | 20415 to 20635    | 20415, 20635          | 3 MHz             | QPSK                | 1 RB / 7 RB Offset                         |             |                     |
|                    |                     | 20425 to 20625    | 20425, 20625          | 5 MHz             | QPSK                | 1 RB / 12 RB Offset                        |             |                     |
|                    |                     | 20450 to 20600    | 20450, 20600          | 10 MHz            | QPSK                | 1 RB / 24 RB Offset                        |             |                     |
| -                  | Occupied Bandwidth  | 20407 to 20643    | 20407, 20525, 20643   | 1.4 MHz           | QPSK, 16QAM         | 6 RB / 0 RB Offset                         |             |                     |
|                    |                     | 20415 to 20635    | 20415, 20525, 20635   | 3 MHz             | QPSK, 16QAM         | 15 RB / 0 RB Offset                        |             |                     |
|                    |                     | 20425 to 20625    | 20425, 20525, 20625   | 5 MHz             | QPSK, 16QAM         | 25 RB / 0 RB Offset                        |             |                     |
|                    |                     | 20450 to 20600    | 20450, 20525, 20600   | 10 MHz            | QPSK, 16QAM         | 50 RB / 0 RB Offset                        |             |                     |
| -                  | Band Edge           | 20407 to 20643    | 20407                 | 1.4MHz            | QPSK                | 1 RB / 0 RB Offset<br>6 RB / 0 RB Offset   |             |                     |
|                    |                     |                   | 20643                 | 1.4MHz            | QPSK                | 1 RB / 5 RB Offset<br>6 RB / 0 RB Offset   |             |                     |
|                    |                     | 20415 to 20635    | 20415                 | 3 MHz             | QPSK                | 1 RB / 0 RB Offset<br>15 RB / 0 RB Offset  |             |                     |
|                    |                     |                   | 20635                 | 3 MHz             | QPSK                | 1 RB / 14 RB Offset<br>15 RB / 0 RB Offset |             |                     |
|                    |                     | 20425 to 20625    | 20425                 | 5 MHz             | QPSK                | 1 RB / 0 RB Offset<br>25 RB / 0 RB Offset  |             |                     |
|                    |                     |                   | 20625                 | 5 MHz             | QPSK                | 1 RB / 24 RB Offset<br>25 RB / 0 RB Offset |             |                     |
|                    |                     | 20450 to 20600    | 20450                 | 10 MHz            | QPSK                | 1 RB / 0 RB Offset<br>50 RB / 0 RB Offset  |             |                     |
|                    |                     |                   | 20600                 | 10 MHz            | QPSK                | 1 RB / 49 RB Offset<br>50 RB / 0 RB Offset |             |                     |
|                    |                     | -                 | Peak to Average Ratio | 20407 to 20643    | 20407, 20525, 20643 | 1.4 MHz                                    | QPSK, 16QAM | 6 RB / 0 RB Offset  |
|                    |                     |                   |                       | 20415 to 20635    | 20415, 20525, 20635 | 3 MHz                                      | QPSK, 16QAM | 15 RB / 0 RB Offset |
|                    |                     |                   |                       | 20425 to 20625    | 20425, 20525, 20625 | 5 MHz                                      | QPSK, 16QAM | 25 RB / 0 RB Offset |
|                    |                     |                   |                       | 20450 to 20600    | 20450, 20525, 20600 | 10 MHz                                     | QPSK, 16QAM | 50 RB / 0 RB Offset |
| -                  | Conducted Emission  | 20407 to 20643    | 20407, 20525, 20643   | 1.4 MHz           | QPSK                | 1 RB / 2 RB Offset                         |             |                     |
|                    |                     | 20415 to 20635    | 20415, 20525, 20635   | 3 MHz             | QPSK                | 1 RB / 7 RB Offset                         |             |                     |
|                    |                     | 20425 to 20625    | 20425, 20525, 20625   | 5 MHz             | QPSK                | 1 RB / 12 RB Offset                        |             |                     |
|                    |                     | 20450 to 20600    | 20450, 20525, 20600   | 10 MHz            | QPSK                | 1 RB / 24 RB Offset                        |             |                     |
| -                  | Radiated Emission   | 20450 to 20600    | 20450, 20525, 20600   | 10 MHz            | QPSK                | 1 RB / 24 RB Offset                        |             |                     |

**Note:** This device was tested under all bandwidths, RB configurations and modulations. The worst case was found in QPSK modulation.

**LTE Band 26**

| EUT Configure Mode | Test Item           | Available Channel | Tested Channel        | Channel Bandwidth | Modulation          | Mode                                       |             |                     |
|--------------------|---------------------|-------------------|-----------------------|-------------------|---------------------|--|-------------|---------------------|
| -                  | ERP                 | 26797 to 27033    | 26797, 26915, 27033   | 1.4 MHz           | QPSK, 16QAM         | 1 RB / 5 RB Offset                         |             |                     |
|                    |                     | 26805 to 27025    | 26805, 26915, 27025   | 3 MHz             | QPSK, 16QAM         | 1 RB / 14 RB Offset                        |             |                     |
|                    |                     | 26815 to 27015    | 26815, 26915, 27015   | 5 MHz             | QPSK, 16QAM         | 1 RB / 24 RB Offset                        |             |                     |
|                    |                     | 26840 to 26990    | 26840, 26915, 26990   | 10 MHz            | QPSK, 16QAM         | 1 RB / 49 RB Offset                        |             |                     |
|                    |                     | 26865 to 26965    | 26865, 26915, 26965   | 15 MHz            | QPSK, 16QAM         | 1 RB / 49 RB Offset                        |             |                     |
| -                  | Frequency Stability | 26797 to 27033    | 26797, 27033          | 1.4 MHz           | QPSK                | 1 RB / 5 RB Offset                         |             |                     |
|                    |                     | 26805 to 27025    | 26805, 27025          | 3 MHz             | QPSK                | 1 RB / 14 RB Offset                        |             |                     |
|                    |                     | 26815 to 27015    | 26815, 27015          | 5 MHz             | QPSK                | 1 RB / 24 RB Offset                        |             |                     |
|                    |                     | 26840 to 26990    | 26840, 26990          | 10 MHz            | QPSK                | 1 RB / 49 RB Offset                        |             |                     |
|                    |                     | 26865 to 26965    | 26865, 26965          | 15 MHz            | QPSK                | 1 RB / 49 RB Offset                        |             |                     |
| -                  | Occupied Bandwidth  | 26797 to 27033    | 26797, 26915, 27033   | 1.4 MHz           | QPSK, 16QAM         | 6 RB / 0 RB Offset                         |             |                     |
|                    |                     | 26805 to 27025    | 26805, 26915, 27025   | 3 MHz             | QPSK, 16QAM         | 15 RB / 0 RB Offset                        |             |                     |
|                    |                     | 26815 to 27015    | 26815, 26915, 27015   | 5 MHz             | QPSK, 16QAM         | 25 RB / 0 RB Offset                        |             |                     |
|                    |                     | 26840 to 26990    | 26840, 26915, 26990   | 10 MHz            | QPSK, 16QAM         | 50 RB / 0 RB Offset                        |             |                     |
|                    |                     | 26865 to 26965    | 26865, 26915, 26965   | 15 MHz            | QPSK, 16QAM         | 75 RB / 0 RB Offset                        |             |                     |
| -                  | Band Edge           | 26797 to 27033    | 26797                 | 1.4 MHz           | QPSK                | 1 RB / 0 RB Offset<br>6 RB / 0 RB Offset   |             |                     |
|                    |                     |                   | 27033                 | 1.4 MHz           | QPSK                | 1 RB / 5 RB Offset<br>6 RB / 0 RB Offset   |             |                     |
|                    |                     | 26805 to 27025    | 26805                 | 3 MHz             | QPSK                | 1 RB / 0 RB Offset<br>15 RB / 0 RB Offset  |             |                     |
|                    |                     |                   | 27025                 | 3 MHz             | QPSK                | 1 RB / 14 RB Offset<br>15 RB / 0 RB Offset |             |                     |
|                    |                     | 26815 to 27015    | 26815                 | 5 MHz             | QPSK                | 1 RB / 0 RB Offset<br>25 RB / 0 RB Offset  |             |                     |
|                    |                     |                   | 27015                 | 5 MHz             | QPSK                | 1 RB / 24 RB Offset<br>25 RB / 0 RB Offset |             |                     |
|                    |                     | 26840 to 26990    | 26840                 | 10 MHz            | QPSK                | 1 RB / 0 RB Offset<br>50 RB / 0 RB Offset  |             |                     |
|                    |                     |                   | 26990                 | 10 MHz            | QPSK                | 1 RB / 49 RB Offset<br>50 RB / 0 RB Offset |             |                     |
|                    |                     | 26865 to 26965    | 26865                 | 15 MHz            | QPSK                | 1 RB / 0 RB Offset<br>75 RB / 0 RB Offset  |             |                     |
|                    |                     |                   | 26965                 | 15 MHz            | QPSK                | 1 RB / 74 RB Offset<br>75 RB / 0 RB Offset |             |                     |
|                    |                     | -                 | Peak to Average Ratio | 26797 to 27033    | 26797, 26915, 27033 | 1.4 MHz                                    | QPSK, 16QAM | 1 RB / 0 RB Offset  |
|                    |                     |                   |                       | 26805 to 27025    | 26805, 26915, 27025 | 3 MHz                                      | QPSK, 16QAM | 15 RB / 0 RB Offset |
|                    |                     |                   |                       | 26815 to 27015    | 26815, 26915, 27015 | 5 MHz                                      | QPSK, 16QAM | 25 RB / 0 RB Offset |
|                    |                     |                   |                       | 26840 to 26990    | 26840, 26915, 26990 | 10 MHz                                     | QPSK, 16QAM | 50 RB / 0 RB Offset |
| 26865 to 26965     | 26865, 26915, 26965 |                   |                       | 15 MHz            | QPSK, 16QAM         | 75 RB / 0 RB Offset                        |             |                     |
| -                  | Conducted Emission  | 26797 to 27033    | 26797, 26915, 27033   | 1.4 MHz           | QPSK                | 1 RB / 0 RB Offset                         |             |                     |
|                    |                     | 26805 to 27025    | 26805, 26915, 27025   | 3 MHz             | QPSK                | 15 RB / 0 RB Offset                        |             |                     |
|                    |                     | 26815 to 27015    | 26815, 26915, 27015   | 5 MHz             | QPSK                | 25 RB / 0 RB Offset                        |             |                     |
|                    |                     | 26840 to 26990    | 26840, 26915, 26990   | 10 MHz            | QPSK                | 1 RB / 0 RB Offset                         |             |                     |
|                    |                     | 26865 to 26965    | 26865, 26915, 26965   | 15 MHz            | QPSK                | 25 RB / 0 RB Offset                        |             |                     |
| -                  | Radiated Emission   | 26865 to 26965    | 26865, 26915, 26965   | 15 MHz            | QPSK                | 1 RB / 0 RB Offset                         |             |                     |

**Note:** This device was tested under all bandwidths, RB configurations and modulations. The worst case was found in QPSK modulation.

**Test Condition:**

| Test Item             | Environmental Conditions | Input Power    | Tested By   |
|-----------------------|--------------------------|----------------|-------------|
| ERP                   | 25 deg. C, 65 % RH       | 3.3 Vdc        | Gavin Wu    |
| Frequency Stability   | 25 deg. C, 65 % RH       | 3.3 Vdc        | Carlos Chen |
| Occupied Bandwidth    | 25 deg. C, 65 % RH       | 3.3 Vdc        | Carlos Chen |
| Band Edge             | 25 deg. C, 65 % RH       | 3.3 Vdc        | Carlos Chen |
| Peak to Average Ratio | 25 deg. C, 65 % RH       | 3.3 Vdc        | Carlos Chen |
| Condcudeted Emission  | 25 deg. C, 65 % RH       | 3.3 Vdc        | Carlos Chen |
| Radiated Emission     | 25 deg. C, 65 % RH       | 120 Vac, 60 Hz | Gavin Wu    |

**3.4 EUT Operating Conditions**

The EUT makes a call to the communication simulator. The communication simulator station system controlled a EUT to export maximum output power under transmission mode and specific channel frequency.

**3.5 General Description of Applied Standards**

The EUT is a RF Product. According to the specifications of the manufacturer, it must comply with the requirements of the following standards:

**FCC 47 CFR Part 2**

**FCC 47 CFR Part 22**

**KDB 971168 D01 Power Meas License Digital Systems v02r02**

**ANSI/TIA/EIA-603-D 2010**

**Note:** All test items have been performed and recorded as per the above standards.

## 4 Test Types and Results

### 4.1 Output Power Measurement

#### 4.1.1 Limits of Output Power Measurement

Mobile / Portable station are limited to 7 watts e.r.p.

#### 4.1.2 Test Procedures

##### **EIRP / ERP Measurement:**

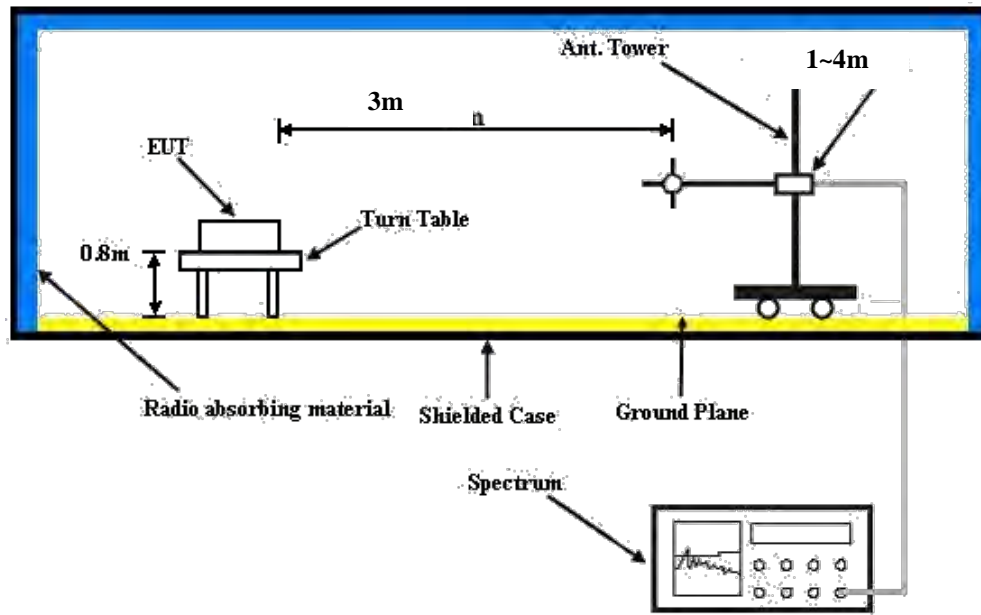
- a. All measurements were done at low, middle and high operational frequency range. RBW and VBW is 1 MHz for GSM, GPRS & EDGE, and 5 MHz for WCDMA and CDMA, and 10 MHz for LTE mode.
- b. Substitution method is used for E.I.R.P measurement. In the semi-anechoic chamber, EUT placed on the 0.8 m height of Turn Table, rotated the table around 360 degrees to search the maximum radiation power and receiver antenna shall be rotated vertical and horizontal polarization and moved height from 1 m to 4 m to find the maximum polar radiated power. The "Read Value" is the spectrum reading the maximum power value.
- c. The substitution horn antenna is substituted for EUT at the same position and signals generator export the CW signal to the substitution antenna via a tx cable. Rotated the Turn Table and moved receiving antenna to find the maximum radiation power. Adjust output power level of S.G to get a Value of spectrum reading equal to "Read Value" of step b. Record the power level of S.G.
- d.  $EIRP = \text{Output power level of S.G} - \text{TX cable loss} + \text{Antenna gain of substitution horn}$ . E.R.P power can be calculated from E.I.R.P power by subtracting the gain of dipole,  $E.R.P \text{ power} = E.I.P.R \text{ power} - 2.15 \text{ dBi}$ .

##### **Conducted Power Measurement:**

The EUT was set up for the maximum power with GSM, GPRS, EDGE, WCDMA, CDMA, and LTE link data modulation and link up with simulator. Set the EUT to transmit under low, middle and high channel and record the power level shown on simulator.

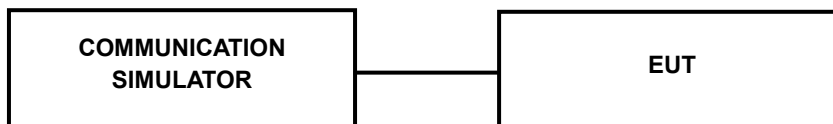
### 4.1.3 Test Setup

#### EIRP / ERP Measurement:



For the actual test configuration, please refer to the attached file (Test Setup Photo).

#### Conducted Power Measurement:



4.1.4 Test Results

**Conducted Output Power (dBm)**

| Band            | WCDMA V |              |       |
|-----------------|---------|--------------|-------|
| Channel         | 4132    | 4182         | 4233  |
| Frequency (MHz) | 826.4   | 836.4        | 846.6 |
| RMC 12.2K       | 23.37   | <b>23.76</b> | 23.64 |
| HSDPA Subtest-1 | 21.53   | 21.63        | 21.66 |
| HSDPA Subtest-2 | 21.41   | 21.74        | 21.62 |
| HSDPA Subtest-3 | 21.64   | 21.58        | 21.68 |
| HSDPA Subtest-4 | 21.43   | 21.52        | 21.67 |
| HSUPA Subtest-1 | 19.69   | 19.83        | 19.99 |
| HSUPA Subtest-2 | 18.58   | 18.90        | 18.97 |
| HSUPA Subtest-3 | 19.50   | 19.80        | 19.79 |
| HSUPA Subtest-4 | 18.93   | 19.33        | 19.34 |
| HSUPA Subtest-5 | 19.75   | 19.78        | 19.99 |

| Band / BW | RB Size | RB Offset | QPSK         |              |               | 3GPP MPR (dB) | 16QAM        |              |               | 3GPP MPR (dB) |
|-----------|---------|-----------|--------------|--------------|---------------|---------------|--------------|--------------|---------------|---------------|
|           |         |           | Low Ch 20407 | Mid Ch 20525 | High Ch 20643 |               | Low Ch 20407 | Mid Ch 20525 | High Ch 20643 |               |
|           |         |           | 824.7 MHz    | 836.5 MHz    | 848.3 MHz     |               | 824.7 MHz    | 836.5 MHz    | 848.3 MHz     |               |
| 5 / 1.4M  | 1       | 0         | <b>22.51</b> | 22.35        | 22.45         | 0             | <b>21.50</b> | 21.26        | 21.39         | 1             |
|           | 1       | 2         | 22.39        | 22.21        | 22.32         | 0             | 21.32        | 21.17        | 21.24         | 1             |
|           | 1       | 5         | 22.19        | 22.13        | 22.17         | 0             | 21.08        | 20.94        | 21.15         | 1             |
|           | 3       | 0         | 21.46        | 21.34        | 21.37         | 0             | 20.37        | 20.30        | 20.34         | 1             |
|           | 3       | 1         | 21.36        | 21.23        | 21.23         | 0             | 20.24        | 20.10        | 20.22         | 1             |
|           | 3       | 3         | 21.19        | 21.13        | 21.11         | 0             | 20.06        | 19.98        | 20.04         | 1             |
|           | 6       | 0         | 21.36        | 21.16        | 21.31         | 1             | 20.35        | 20.22        | 20.27         | 2             |

| Band / BW | RB Size | RB Offset | QPSK         |              |               | 3GPP MPR (dB) | 16QAM        |              |               | 3GPP MPR (dB) |
|-----------|---------|-----------|--------------|--------------|---------------|---------------|--------------|--------------|---------------|---------------|
|           |         |           | Low Ch 20415 | Mid Ch 20525 | High Ch 20635 |               | Low Ch 20415 | Mid Ch 20525 | High Ch 20635 |               |
|           |         |           | 825.5 MHz    | 836.5 MHz    | 847.5 MHz     |               | 825.5 MHz    | 836.5 MHz    | 847.5 MHz     |               |
| 5 / 3M    | 1       | 0         | <b>22.59</b> | 22.42        | 22.55         | 0             | <b>21.58</b> | 21.33        | 21.53         | 1             |
|           | 1       | 7         | 22.44        | 22.32        | 22.45         | 0             | 21.39        | 21.24        | 21.39         | 1             |
|           | 1       | 14        | 22.31        | 22.17        | 22.25         | 0             | 21.19        | 21.00        | 21.18         | 1             |
|           | 8       | 0         | 21.54        | 21.56        | 21.41         | 1             | 20.34        | 20.41        | 20.33         | 2             |
|           | 8       | 3         | 21.45        | 21.40        | 21.31         | 1             | 20.36        | 20.38        | 20.25         | 2             |
|           | 8       | 7         | 21.18        | 21.24        | 21.17         | 1             | 20.24        | 20.13        | 20.09         | 2             |
|           | 15      | 0         | 21.46        | 21.33        | 21.39         | 1             | 20.45        | 20.36        | 20.31         | 2             |



| Band / BW | RB Size | RB Offset | QPSK         |              |               | 3GPP MPR (dB) | 16QAM        |              |               | 3GPP MPR (dB) |
|-----------|---------|-----------|--------------|--------------|---------------|---------------|--------------|--------------|---------------|---------------|
|           |         |           | Low Ch 20425 | Mid Ch 20525 | High Ch 20625 |               | Low Ch 20425 | Mid Ch 20525 | High Ch 20625 |               |
|           |         |           | 826.5 MHz    | 836.5 MHz    | 846.5 MHz     |               | 826.5 MHz    | 836.5 MHz    | 846.5 MHz     |               |
| 5 / 5M    | 1       | 0         | <b>22.68</b> | 22.51        | 22.65         | 0             | <b>21.67</b> | 21.49        | 21.56         | 1             |
|           | 1       | 12        | 22.54        | 22.36        | 22.51         | 0             | 21.52        | 21.32        | 21.46         | 1             |
|           | 1       | 24        | 22.40        | 22.13        | 22.43         | 0             | 21.35        | 21.21        | 21.19         | 1             |
|           | 12      | 0         | 21.60        | 21.62        | 21.53         | 1             | 20.55        | 20.60        | 20.41         | 2             |
|           | 12      | 6         | 21.50        | 21.46        | 21.44         | 1             | 20.43        | 20.50        | 20.36         | 2             |
|           | 12      | 13        | 21.32        | 21.37        | 21.28         | 1             | 20.24        | 20.30        | 20.24         | 2             |
|           | 25      | 0         | 21.67        | 21.32        | 21.64         | 1             | 20.46        | 20.29        | 20.42         | 2             |

| Band / BW | RB Size | RB Offset | QPSK         |              |               | 3GPP MPR (dB) | 16QAM        |              |               | 3GPP MPR (dB) |
|-----------|---------|-----------|--------------|--------------|---------------|---------------|--------------|--------------|---------------|---------------|
|           |         |           | Low Ch 20450 | Mid Ch 20525 | High Ch 20600 |               | Low Ch 20450 | Mid Ch 20525 | High Ch 20600 |               |
|           |         |           | 829.0 MHz    | 836.5 MHz    | 844.0 MHz     |               | 829.0 MHz    | 836.5 MHz    | 844.0 MHz     |               |
| 5 / 10M   | 1       | 0         | <b>22.72</b> | 22.55        | 22.64         | 0             | <b>21.64</b> | 21.50        | 21.61         | 1             |
|           | 1       | 24        | 22.56        | 22.40        | 22.52         | 0             | 21.53        | 21.42        | 21.43         | 1             |
|           | 1       | 49        | 22.51        | 22.33        | 22.29         | 0             | 21.45        | 21.10        | 21.33         | 1             |
|           | 25      | 0         | 21.63        | 21.66        | 21.60         | 1             | 20.47        | 20.61        | 20.53         | 2             |
|           | 25      | 12        | 21.52        | 21.57        | 21.48         | 1             | 20.49        | 20.48        | 20.39         | 2             |
|           | 25      | 25        | 21.35        | 21.40        | 21.37         | 1             | 20.34        | 20.37        | 20.26         | 2             |
|           | 50      | 0         | 21.67        | 21.51        | 21.47         | 1             | 20.55        | 20.48        | 20.42         | 2             |

| Band / BW | RB Size | RB Offset | QPSK         |              |               | 3GPP MPR (dB) | 16QAM        |              |               | 3GPP MPR (dB) |
|-----------|---------|-----------|--------------|--------------|---------------|---------------|--------------|--------------|---------------|---------------|
|           |         |           | Low Ch 26797 | Mid Ch 26915 | High Ch 27033 |               | Low Ch 26797 | Mid Ch 26915 | High Ch 27033 |               |
|           |         |           | 824.7 MHz    | 836.5 MHz    | 848.3 MHz     |               | 824.7 MHz    | 836.5 MHz    | 848.3 MHz     |               |
| 26 / 1.4M | 1       | 0         | 22.06        | 22.12        | <b>22.45</b>  | 0             | 21.03        | 21.04        | <b>21.43</b>  | 1             |
|           | 1       | 2         | 21.92        | 21.97        | 22.36         | 0             | 20.88        | 20.95        | 21.27         | 1             |
|           | 1       | 5         | 21.73        | 21.86        | 22.21         | 0             | 20.67        | 20.84        | 21.05         | 1             |
|           | 3       | 0         | 22.00        | 22.09        | 22.50         | 0             | 20.96        | 21.04        | 21.42         | 1             |
|           | 3       | 1         | 21.80        | 21.89        | 22.33         | 0             | 20.79        | 20.87        | 21.25         | 1             |
|           | 3       | 3         | 21.67        | 21.88        | 22.13         | 0             | 20.66        | 20.68        | 21.09         | 1             |
|           | 6       | 0         | 21.02        | 21.02        | 21.35         | 1             | 19.85        | 19.94        | 20.17         | 2             |

| Band / BW | RB Size | RB Offset | QPSK         |              |               | 3GPP MPR (dB) | 16QAM        |              |               | 3GPP MPR (dB) |
|-----------|---------|-----------|--------------|--------------|---------------|---------------|--------------|--------------|---------------|---------------|
|           |         |           | Low Ch 26805 | Mid Ch 26915 | High Ch 27025 |               | Low Ch 26805 | Mid Ch 26915 | High Ch 27025 |               |
|           |         |           | 825.5 MHz    | 836.5 MHz    | 847.5 MHz     |               | 825.5 MHz    | 836.5 MHz    | 847.5 MHz     |               |
| 26 / 3M   | 1       | 0         | 22.19        | 22.26        | <b>22.69</b>  | 0             | 21.16        | 21.25        | <b>21.63</b>  | 1             |
|           | 1       | 7         | 22.07        | 22.12        | 22.56         | 0             | 20.99        | 21.15        | 21.48         | 1             |
|           | 1       | 14        | 21.87        | 21.90        | 22.46         | 0             | 20.90        | 20.95        | 21.22         | 1             |
|           | 8       | 0         | 21.05        | 21.25        | 21.63         | 1             | 19.96        | 20.20        | 20.43         | 2             |
|           | 8       | 3         | 20.96        | 21.13        | 21.52         | 1             | 19.78        | 20.04        | 20.42         | 2             |
|           | 8       | 7         | 20.74        | 20.99        | 21.25         | 1             | 19.61        | 19.91        | 20.23         | 2             |
|           | 15      | 0         | 21.02        | 21.21        | 21.68         | 1             | 19.94        | 20.18        | 20.55         | 2             |

| Band / BW | RB Size | RB Offset | QPSK         |              |               | 3GPP MPR (dB) | 16QAM        |              |               | 3GPP MPR (dB) |
|-----------|---------|-----------|--------------|--------------|---------------|---------------|--------------|--------------|---------------|---------------|
|           |         |           | Low Ch 26815 | Mid Ch 26915 | High Ch 27015 |               | Low Ch 26815 | Mid Ch 26915 | High Ch 27015 |               |
|           |         |           | 826.5 MHz    | 836.5 MHz    | 846.5 MHz     |               | 826.5 MHz    | 836.5 MHz    | 846.5 MHz     |               |
| 26 / 5M   | 1       | 0         | 22.30        | 22.31        | <b>22.75</b>  | 0             | 21.22        | 21.23        | <b>21.68</b>  | 1             |
|           | 1       | 12        | 22.20        | 22.21        | 22.61         | 0             | 21.13        | 21.12        | 21.55         | 1             |
|           | 1       | 24        | 21.96        | 21.98        | 22.37         | 0             | 20.98        | 21.01        | 21.40         | 1             |
|           | 12      | 0         | 21.24        | 21.28        | 21.66         | 1             | 20.12        | 20.12        | 20.48         | 2             |
|           | 12      | 6         | 21.13        | 21.13        | 21.52         | 1             | 19.99        | 20.10        | 20.44         | 2             |
|           | 12      | 13        | 20.89        | 20.95        | 21.42         | 1             | 19.86        | 19.88        | 20.31         | 2             |
|           | 25      | 0         | 21.29        | 21.30        | 21.68         | 1             | 20.10        | 20.11        | 20.57         | 2             |

| Band / BW | RB Size | RB Offset | QPSK         |              |               | 3GPP MPR (dB) | 16QAM        |              |               | 3GPP MPR (dB) |
|-----------|---------|-----------|--------------|--------------|---------------|---------------|--------------|--------------|---------------|---------------|
|           |         |           | Low Ch 26840 | Mid Ch 26915 | High Ch 26990 |               | Low Ch 26840 | Mid Ch 26915 | High Ch 26990 |               |
|           |         |           | 829.0 MHz    | 836.5 MHz    | 844.0 MHz     |               | 829.0 MHz    | 836.5 MHz    | 844.0 MHz     |               |
| 26 / 10M  | 1       | 0         | 22.56        | 22.43        | <b>22.87</b>  | 0             | 21.48        | 21.35        | <b>21.86</b>  | 1             |
|           | 1       | 24        | 22.44        | 22.28        | 22.75         | 0             | 21.46        | 21.24        | 21.70         | 1             |
|           | 1       | 49        | 22.25        | 22.22        | 22.59         | 0             | 21.15        | 21.01        | 21.48         | 1             |
|           | 25      | 0         | 21.53        | 21.4         | 21.62         | 1             | 20.4         | 20.27        | 20.55         | 2             |
|           | 25      | 12        | 21.4         | 21.25        | 21.50         | 1             | 20.36        | 20.25        | 20.47         | 2             |
|           | 25      | 25        | 21.28        | 21.03        | 21.25         | 1             | 20.07        | 19.93        | 20.27         | 2             |
|           | 50      | 0         | 21.45        | 21.26        | 21.71         | 1             | 20.4         | 20.38        | 20.72         | 2             |

| Band / BW | RB Size | RB Offset | QPSK         |              |               | 3GPP MPR (dB) | 16QAM        |              |               | 3GPP MPR (dB) |
|-----------|---------|-----------|--------------|--------------|---------------|---------------|--------------|--------------|---------------|---------------|
|           |         |           | Low Ch 26865 | Mid Ch 26915 | High Ch 26965 |               | Low Ch 26865 | Mid Ch 26915 | High Ch 26965 |               |
|           |         |           | 831.5 MHz    | 836.5 MHz    | 841.5 MHz     |               | 831.5 MHz    | 836.5 MHz    | 841.5 MHz     |               |
| 26 / 15M  | 1       | 0         | 22.74        | 22.56        | <b>22.91</b>  | 0             | 21.71        | 21.55        | <b>21.87</b>  | 1             |
|           | 1       | 37        | 22.59        | 22.42        | 22.76         | 0             | 21.52        | 21.37        | 21.76         | 1             |
|           | 1       | 74        | 22.41        | 22.32        | 22.65         | 0             | 21.52        | 21.3         | 21.54         | 1             |
|           | 36      | 0         | 21.73        | 21.54        | 21.78         | 1             | 20.63        | 20.5         | 20.73         | 2             |
|           | 36      | 19        | 21.61        | 21.41        | 21.66         | 1             | 20.53        | 20.37        | 20.58         | 2             |
|           | 36      | 39        | 21.42        | 21.18        | 21.49         | 1             | 20.44        | 20.16        | 20.40         | 2             |
|           | 75      | 0         | 21.54        | 21.46        | 21.70         | 1             | 20.59        | 20.46        | 20.76         | 2             |

**ERP Power (dBm)**

| WCDMA |         |                 |           |                        |           |          |                    |
|-------|---------|-----------------|-----------|------------------------|-----------|----------|--------------------|
| Plane | Channel | Frequency (MHz) | LVL (dBm) | Correction Factor (dB) | ERP (dBm) | ERP (mW) | Polarization (H/V) |
| Z     | 4132    | 826.4           | -12.35    | 32.62                  | 18.12     | 64.86    | H                  |
|       | 4182    | 836.4           | -11.92    | 32.52                  | 18.45     | 69.98    |                    |
|       | 4233    | 846.6           | -12.47    | 32.65                  | 18.03     | 63.53    |                    |
|       | 4132    | 826.4           | -9.02     | 32.76                  | 21.59     | 144.21   | V                  |
|       | 4182    | 836.4           | -8.53     | 32.39                  | 21.71     | 148.25   |                    |
|       | 4233    | 846.6           | -9.26     | 32.54                  | 21.13     | 129.72   |                    |

| LTE Band 5                         |         |                 |           |                        |           |          |                    |
|------------------------------------|---------|-----------------|-----------|------------------------|-----------|----------|--------------------|
| Channel Bandwidth: 1.4 MHz / QPSK  |         |                 |           |                        |           |          |                    |
| Plane                              | Channel | Frequency (MHz) | LVL (dBm) | Correction Factor (dB) | ERP (dBm) | ERP (mW) | Polarization (H/V) |
| X                                  | 20407   | 824.7           | -8.88     | 32.62                  | 21.59     | 144.21   | H                  |
|                                    | 20525   | 836.5           | -8.75     | 32.52                  | 21.62     | 145.21   |                    |
|                                    | 20643   | 848.3           | -8.92     | 32.65                  | 21.58     | 143.88   |                    |
|                                    | 20407   | 824.7           | -14.71    | 32.76                  | 15.90     | 38.90    | V                  |
|                                    | 20525   | 836.5           | -14.26    | 32.39                  | 15.98     | 39.63    |                    |
|                                    | 20643   | 848.3           | -14.42    | 32.54                  | 15.97     | 39.54    |                    |
| Channel Bandwidth: 1.4 MHz / 16QAM |         |                 |           |                        |           |          |                    |
| X                                  | 20407   | 824.7           | -9.95     | 32.62                  | 20.52     | 112.72   | H                  |
|                                    | 20525   | 836.5           | -9.82     | 32.52                  | 20.55     | 113.50   |                    |
|                                    | 20643   | 848.3           | -9.99     | 32.65                  | 20.51     | 112.46   |                    |
|                                    | 20407   | 824.7           | -15.77    | 32.76                  | 14.84     | 30.48    | V                  |
|                                    | 20525   | 836.5           | -15.36    | 32.39                  | 14.88     | 30.76    |                    |
|                                    | 20643   | 848.3           | -15.58    | 32.54                  | 14.81     | 30.27    |                    |

| LTE Band 5                       |         |                 |           |                        |           |          |                    |
|----------------------------------|---------|-----------------|-----------|------------------------|-----------|----------|--------------------|
| Channel Bandwidth: 3 MHz / QPSK  |         |                 |           |                        |           |          |                    |
| Plane                            | Channel | Frequency (MHz) | LVL (dBm) | Correction Factor (dB) | ERP (dBm) | ERP (mW) | Polarization (H/V) |
| X                                | 20415   | 825.5           | -8.83     | 32.62                  | 21.64     | 145.88   | H                  |
|                                  | 20525   | 836.5           | -8.71     | 32.52                  | 21.66     | 146.55   |                    |
|                                  | 20635   | 847.5           | -8.89     | 32.65                  | 21.61     | 144.88   |                    |
|                                  | 20415   | 825.5           | -14.62    | 32.76                  | 15.99     | 39.72    | V                  |
|                                  | 20525   | 836.5           | -14.21    | 32.39                  | 16.03     | 40.09    |                    |
|                                  | 20635   | 847.5           | -14.38    | 32.54                  | 16.01     | 39.90    |                    |
| Channel Bandwidth: 3 MHz / 16QAM |         |                 |           |                        |           |          |                    |
| X                                | 20415   | 825.5           | -9.90     | 32.62                  | 20.57     | 114.02   | H                  |
|                                  | 20525   | 836.5           | -9.78     | 32.52                  | 20.59     | 114.55   |                    |
|                                  | 20635   | 847.5           | -9.94     | 32.65                  | 20.56     | 113.76   |                    |
|                                  | 20415   | 825.5           | -15.70    | 32.76                  | 14.91     | 30.97    | V                  |
|                                  | 20525   | 836.5           | -15.31    | 32.39                  | 14.93     | 31.12    |                    |
|                                  | 20635   | 847.5           | -15.50    | 32.54                  | 14.89     | 30.83    |                    |

| LTE Band 5                       |         |                 |           |                        |           |          |                    |
|----------------------------------|---------|-----------------|-----------|------------------------|-----------|----------|--------------------|
| Channel Bandwidth: 5 MHz / QPSK  |         |                 |           |                        |           |          |                    |
| Plane                            | Channel | Frequency (MHz) | LVL (dBm) | Correction Factor (dB) | ERP (dBm) | ERP (mW) | Polarization (H/V) |
| X                                | 20425   | 826.5           | -8.76     | 32.62                  | 21.71     | 148.25   | H                  |
|                                  | 20525   | 836.5           | -8.62     | 32.52                  | 21.75     | 149.62   |                    |
|                                  | 20625   | 846.5           | -8.80     | 32.65                  | 21.70     | 147.91   |                    |
|                                  | 20425   | 826.5           | -14.54    | 32.76                  | 16.07     | 40.46    | V                  |
|                                  | 20525   | 836.5           | -14.13    | 32.39                  | 16.11     | 40.83    |                    |
|                                  | 20625   | 846.5           | -14.30    | 32.54                  | 16.09     | 40.64    |                    |
| Channel Bandwidth: 5 MHz / 16QAM |         |                 |           |                        |           |          |                    |
| X                                | 20425   | 826.5           | -9.84     | 32.62                  | 20.63     | 115.61   | H                  |
|                                  | 20525   | 836.5           | -9.69     | 32.52                  | 20.68     | 116.95   |                    |
|                                  | 20625   | 846.5           | -9.89     | 32.65                  | 20.61     | 115.08   |                    |
|                                  | 20425   | 826.5           | -15.65    | 32.76                  | 14.96     | 31.33    | V                  |
|                                  | 20525   | 836.5           | -15.25    | 32.39                  | 14.99     | 31.55    |                    |
|                                  | 20625   | 846.5           | -15.44    | 32.54                  | 14.95     | 31.26    |                    |

| LTE Band 5                        |         |                 |           |                        |           |          |                    |
|-----------------------------------|---------|-----------------|-----------|------------------------|-----------|----------|--------------------|
| Channel Bandwidth: 10 MHz / QPSK  |         |                 |           |                        |           |          |                    |
| Plane                             | Channel | Frequency (MHz) | LVL (dBm) | Correction Factor (dB) | ERP (dBm) | ERP (mW) | Polarization (H/V) |
| X                                 | 20450   | 829.0           | -8.69     | 32.62                  | 21.78     | 150.66   | H                  |
|                                   | 20525   | 836.5           | -8.55     | 32.52                  | 21.82     | 152.05   |                    |
|                                   | 20600   | 844.0           | -8.71     | 32.65                  | 21.79     | 151.01   |                    |
|                                   | 20450   | 829.0           | -14.48    | 32.76                  | 16.13     | 41.02    | V                  |
|                                   | 20525   | 836.5           | -14.06    | 32.39                  | 16.18     | 41.50    |                    |
|                                   | 20600   | 844.0           | -14.24    | 32.54                  | 16.15     | 41.21    |                    |
| Channel Bandwidth: 10 MHz / 16QAM |         |                 |           |                        |           |          |                    |
| X                                 | 20450   | 829.0           | -9.76     | 32.62                  | 20.71     | 117.76   | H                  |
|                                   | 20525   | 836.5           | -9.58     | 32.52                  | 20.79     | 119.95   |                    |
|                                   | 20600   | 844.0           | -9.78     | 32.65                  | 20.72     | 118.03   |                    |
|                                   | 20450   | 829.0           | -15.60    | 32.76                  | 15.01     | 31.70    | V                  |
|                                   | 20525   | 836.5           | -15.17    | 32.39                  | 15.07     | 32.14    |                    |
|                                   | 20600   | 844.0           | -15.37    | 32.54                  | 15.02     | 31.77    |                    |

| LTE Band 26                        |         |                 |           |                        |           |          |                    |
|------------------------------------|---------|-----------------|-----------|------------------------|-----------|----------|--------------------|
| Channel Bandwidth: 1.4 MHz / QPSK  |         |                 |           |                        |           |          |                    |
| Plane                              | Channel | Frequency (MHz) | LVL (dBm) | Correction Factor (dB) | ERP (dBm) | ERP (mW) | Polarization (H/V) |
| X                                  | 26797   | 824.7           | -8.62     | 32.62                  | 21.85     | 153.11   | H                  |
|                                    | 26915   | 836.5           | -8.47     | 32.52                  | 21.90     | 154.88   |                    |
|                                    | 27033   | 848.3           | -8.63     | 32.65                  | 21.87     | 153.82   |                    |
|                                    | 26797   | 824.7           | -14.99    | 32.76                  | 15.62     | 36.48    | V                  |
|                                    | 26915   | 836.5           | -14.61    | 32.39                  | 15.63     | 36.56    |                    |
|                                    | 27033   | 848.3           | -14.81    | 32.54                  | 15.58     | 36.14    |                    |
| Channel Bandwidth: 1.4 MHz / 16QAM |         |                 |           |                        |           |          |                    |
| X                                  | 26797   | 824.7           | -9.51     | 32.62                  | 20.96     | 124.74   | H                  |
|                                    | 26915   | 836.5           | -9.32     | 32.52                  | 21.05     | 127.35   |                    |
|                                    | 27033   | 848.3           | -9.49     | 32.65                  | 21.01     | 126.18   |                    |
|                                    | 26797   | 824.7           | -15.54    | 32.76                  | 15.07     | 32.14    | V                  |
|                                    | 26915   | 836.5           | -15.15    | 32.39                  | 15.09     | 32.28    |                    |
|                                    | 27033   | 848.3           | -15.38    | 32.54                  | 15.01     | 31.70    |                    |

| LTE Band 26                      |         |                 |           |                        |           |          |                    |
|----------------------------------|---------|-----------------|-----------|------------------------|-----------|----------|--------------------|
| Channel Bandwidth: 3 MHz / QPSK  |         |                 |           |                        |           |          |                    |
| Plane                            | Channel | Frequency (MHz) | LVL (dBm) | Correction Factor (dB) | ERP (dBm) | ERP (mW) | Polarization (H/V) |
| X                                | 26805   | 825.5           | -8.50     | 32.62                  | 21.97     | 157.40   | H                  |
|                                  | 26915   | 836.5           | -8.35     | 32.52                  | 22.02     | 159.22   |                    |
|                                  | 27025   | 847.5           | -8.49     | 32.65                  | 22.01     | 158.85   |                    |
|                                  | 26805   | 825.5           | -14.86    | 32.76                  | 15.75     | 37.58    | V                  |
|                                  | 26915   | 836.5           | -14.46    | 32.39                  | 15.78     | 37.84    |                    |
|                                  | 27025   | 847.5           | -14.73    | 32.54                  | 15.66     | 36.81    |                    |
| Channel Bandwidth: 3 MHz / 16QAM |         |                 |           |                        |           |          |                    |
| X                                | 26805   | 825.5           | -9.43     | 32.62                  | 21.04     | 127.06   | H                  |
|                                  | 26915   | 836.5           | -9.25     | 32.52                  | 21.12     | 129.42   |                    |
|                                  | 27025   | 847.5           | -9.40     | 32.65                  | 21.10     | 128.82   |                    |
|                                  | 26805   | 825.5           | -15.43    | 32.76                  | 15.18     | 32.96    | V                  |
|                                  | 26915   | 836.5           | -15.03    | 32.39                  | 15.21     | 33.19    |                    |
|                                  | 27025   | 847.5           | -15.24    | 32.54                  | 15.15     | 32.73    |                    |

| LTE Band 26                      |         |                 |           |                        |           |          |                    |
|----------------------------------|---------|-----------------|-----------|------------------------|-----------|----------|--------------------|
| Channel Bandwidth: 5 MHz / QPSK  |         |                 |           |                        |           |          |                    |
| Plane                            | Channel | Frequency (MHz) | LVL (dBm) | Correction Factor (dB) | ERP (dBm) | ERP (mW) | Polarization (H/V) |
| X                                | 26815   | 826.5           | -8.42     | 32.62                  | 22.05     | 160.32   | H                  |
|                                  | 26915   | 836.5           | -8.26     | 32.52                  | 22.11     | 162.55   |                    |
|                                  | 27015   | 846.5           | -8.41     | 32.65                  | 22.09     | 161.81   |                    |
|                                  | 26815   | 826.5           | -14.73    | 32.76                  | 15.88     | 38.73    | V                  |
|                                  | 26919   | 836.5           | -14.32    | 32.39                  | 15.92     | 39.08    |                    |
|                                  | 27015   | 846.5           | -14.59    | 32.54                  | 15.80     | 38.02    |                    |
| Channel Bandwidth: 5 MHz / 16QAM |         |                 |           |                        |           |          |                    |
| X                                | 26815   | 826.5           | -9.32     | 32.62                  | 21.15     | 130.32   | H                  |
|                                  | 26915   | 836.5           | -9.16     | 32.52                  | 21.21     | 132.13   |                    |
|                                  | 27015   | 846.5           | -9.31     | 32.65                  | 21.19     | 131.52   |                    |
|                                  | 26815   | 826.5           | -15.36    | 32.76                  | 15.25     | 33.50    | V                  |
|                                  | 26919   | 836.5           | -14.95    | 32.39                  | 15.29     | 33.81    |                    |
|                                  | 27015   | 846.5           | -15.13    | 32.54                  | 15.26     | 33.57    |                    |

| LTE Band 26                       |         |                 |           |                        |           |          |                    |
|-----------------------------------|---------|-----------------|-----------|------------------------|-----------|----------|--------------------|
| Channel Bandwidth: 10 MHz / QPSK  |         |                 |           |                        |           |          |                    |
| Plane                             | Channel | Frequency (MHz) | LVL (dBm) | Correction Factor (dB) | ERP (dBm) | ERP (mW) | Polarization (H/V) |
| X                                 | 26840   | 829.0           | -8.36     | 32.62                  | 22.11     | 162.55   | H                  |
|                                   | 26915   | 836.5           | -8.18     | 32.52                  | 22.19     | 165.58   |                    |
|                                   | 26990   | 844.0           | -8.32     | 32.65                  | 22.18     | 165.20   |                    |
|                                   | 26840   | 829.0           | -14.65    | 32.76                  | 15.96     | 39.45    | V                  |
|                                   | 26919   | 836.5           | -14.25    | 32.39                  | 15.99     | 39.72    |                    |
|                                   | 26990   | 844.0           | -14.57    | 32.54                  | 15.82     | 38.19    |                    |
| Channel Bandwidth: 10 MHz / 16QAM |         |                 |           |                        |           |          |                    |
| X                                 | 26840   | 829.0           | -9.24     | 32.62                  | 21.23     | 132.74   | H                  |
|                                   | 26915   | 836.5           | -9.07     | 32.52                  | 21.30     | 134.90   |                    |
|                                   | 26990   | 844.0           | -9.24     | 32.65                  | 21.26     | 133.66   |                    |
|                                   | 26840   | 829.0           | -15.27    | 32.76                  | 15.34     | 34.20    | V                  |
|                                   | 26919   | 836.5           | -14.86    | 32.39                  | 15.38     | 34.51    |                    |
|                                   | 26990   | 844.0           | -15.08    | 32.54                  | 15.31     | 33.96    |                    |

| LTE Band 26                       |         |                 |           |                        |           |          |                    |
|-----------------------------------|---------|-----------------|-----------|------------------------|-----------|----------|--------------------|
| Channel Bandwidth: 15 MHz / QPSK  |         |                 |           |                        |           |          |                    |
| Plane                             | Channel | Frequency (MHz) | LVL (dBm) | Correction Factor (dB) | ERP (dBm) | ERP (mW) | Polarization (H/V) |
| X                                 | 26865   | 831.5           | -8.27     | 32.62                  | 22.20     | 165.96   | H                  |
|                                   | 26915   | 836.5           | -8.10     | 32.52                  | 22.27     | 168.66   |                    |
|                                   | 26965   | 841.5           | -8.24     | 32.65                  | 22.26     | 168.27   |                    |
|                                   | 26865   | 831.5           | -14.58    | 32.76                  | 16.03     | 40.09    | V                  |
|                                   | 26915   | 836.5           | -14.16    | 32.39                  | 16.08     | 40.55    |                    |
|                                   | 26965   | 841.5           | -14.41    | 32.54                  | 15.98     | 39.63    |                    |
| Channel Bandwidth: 15 MHz / 16QAM |         |                 |           |                        |           |          |                    |
| X                                 | 26865   | 831.5           | -9.10     | 32.62                  | 21.37     | 137.09   | H                  |
|                                   | 26915   | 836.5           | -8.99     | 32.52                  | 21.38     | 137.40   |                    |
|                                   | 26965   | 841.5           | -9.15     | 32.65                  | 21.35     | 136.46   |                    |
|                                   | 26865   | 831.5           | -15.20    | 32.76                  | 15.41     | 34.75    | V                  |
|                                   | 26915   | 836.5           | -14.81    | 32.39                  | 15.43     | 34.91    |                    |
|                                   | 26965   | 841.5           | -15.01    | 32.54                  | 15.38     | 34.51    |                    |

## 4.2 Frequency Stability Measurement

### 4.2.1 Limits of Frequency Stability Measurement

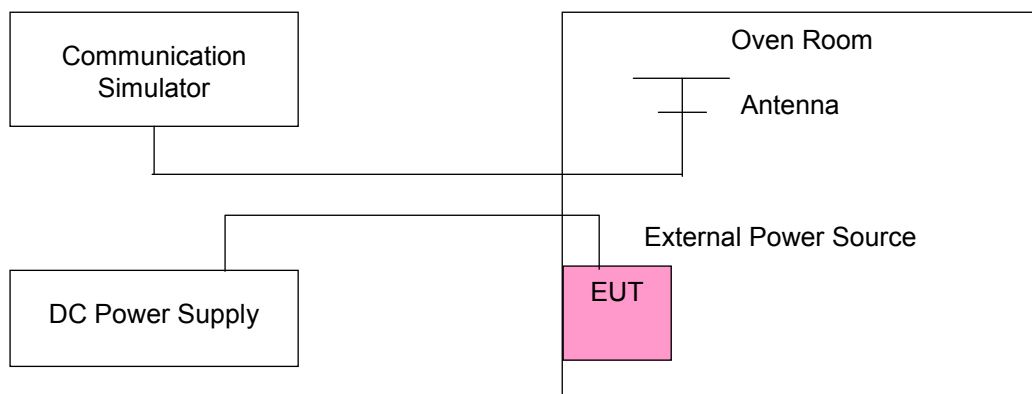
1.5 ppm is for base and fixed station. 2.5 ppm is for mobile station.

### 4.2.2 Test Procedure

- Device is placed at the oven room. The oven room could control the temperatures and humidity. Power warm up is at least 15 min and power applied should perform before recording frequency error.
- EUT is connected the external power supply to control the DC input power. The test voltage range is from minimum to maximum working voltage. Each step shall be record the frequency error rate.
- The temperature range step is 10 degrees in this test items. All temperature levels shall be hold the  $\pm 0.5$  °C during the measurement testing. The each temperature step shall be at least 0.5 hours, consider the EUT could be test under the stability condition.

**NOTE:** The frequency error was recorded frequency error from the communication simulator.

### 4.2.3 Test Setup





#### 4.2.4 Test Results

##### Frequency Error vs. Voltage

| Voltage (Volts) | WCDMA           |                       |                 |                       | Limit (ppm) |
|-----------------|-----------------|-----------------------|-----------------|-----------------------|-------------|
|                 | Low Channel     |                       | High Channel    |                       |             |
|                 | Frequency (MHz) | Frequency Error (ppm) | Frequency (MHz) | Frequency Error (ppm) |             |
| 3.3             | 826.400001      | 0.001                 | 846.600001      | 0.002                 | 2.5         |
| 3.14            | 826.400002      | 0.003                 | 846.600001      | 0.001                 | 2.5         |
| 4.4             | 826.400002      | 0.002                 | 846.600003      | 0.003                 | 2.5         |

**Note:** The applicant defined the normal working voltage of the battery is from 3.14 Vdc to 4.4 Vdc.

##### Frequency Error vs. Temperature

| Temp. (°C) | WCDMA           |                       |                 |                       | Limit (ppm) |
|------------|-----------------|-----------------------|-----------------|-----------------------|-------------|
|            | Low Channel     |                       | High Channel    |                       |             |
|            | Frequency (MHz) | Frequency Error (ppm) | Frequency (MHz) | Frequency Error (ppm) |             |
| -20        | 826.400003      | 0.004                 | 846.600001      | 0.001                 | 2.5         |
| -10        | 826.400001      | 0.001                 | 846.600002      | 0.002                 | 2.5         |
| 0          | 826.400002      | 0.002                 | 846.600003      | 0.003                 | 2.5         |
| 10         | 826.400002      | 0.003                 | 846.600003      | 0.003                 | 2.5         |
| 20         | 826.399997      | -0.004                | 846.599997      | -0.004                | 2.5         |
| 30         | 826.399996      | -0.004                | 846.599997      | -0.003                | 2.5         |
| 40         | 826.399999      | -0.001                | 846.599998      | -0.002                | 2.5         |
| 50         | 826.399997      | -0.004                | 846.599997      | -0.004                | 2.5         |
| 55         | 826.399998      | -0.002                | 846.599996      | -0.004                | 2.5         |

Frequency Error vs. Voltage

| Voltage<br>(Volts) | LTE Band 5                 |                       |                 |                       | Limit (ppm) |
|--------------------|----------------------------|-----------------------|-----------------|-----------------------|-------------|
|                    | Channel Bandwidth: 1.4 MHz |                       |                 |                       |             |
|                    | Low Channel                |                       | High Channel    |                       |             |
|                    | Frequency (MHz)            | Frequency Error (ppm) | Frequency (MHz) | Frequency Error (ppm) |             |
| 3.3                | 824.700003                 | 0.004                 | 848.300002      | 0.002                 | 2.5         |
| 3.14               | 824.700003                 | 0.003                 | 848.300003      | 0.003                 | 2.5         |
| 4.4                | 824.700004                 | 0.005                 | 848.300002      | 0.002                 | 2.5         |

**Note:** The applicant defined the normal working voltage of the battery is from 3.14 Vdc to 4.4 Vdc.

Frequency Error vs. Temperature

| Temp. (°C) | LTE Band 5                 |                       |                 |                       | Limit (ppm) |
|------------|----------------------------|-----------------------|-----------------|-----------------------|-------------|
|            | Channel Bandwidth: 1.4 MHz |                       |                 |                       |             |
|            | Low Channel                |                       | High Channel    |                       |             |
|            | Frequency (MHz)            | Frequency Error (ppm) | Frequency (MHz) | Frequency Error (ppm) |             |
| -20        | 824.700004                 | 0.004                 | 848.300003      | 0.003                 | 2.5         |
| -10        | 824.700003                 | 0.004                 | 848.300001      | 0.001                 | 2.5         |
| 0          | 824.700002                 | 0.003                 | 848.300003      | 0.004                 | 2.5         |
| 10         | 824.700003                 | 0.003                 | 848.300004      | 0.004                 | 2.5         |
| 20         | 824.699999                 | -0.002                | 848.299999      | -0.001                | 2.5         |
| 30         | 824.699998                 | -0.003                | 848.299996      | -0.004                | 2.5         |
| 40         | 824.699998                 | -0.002                | 848.299999      | -0.001                | 2.5         |
| 50         | 824.699997                 | -0.004                | 848.299997      | -0.004                | 2.5         |
| 5.5        | 824.699998                 | -0.002                | 848.299997      | -0.003                | 2.5         |

Frequency Error vs. Voltage

| Voltage<br>(Volts) | LTE Band 5               |                       |                 |                       | Limit (ppm) |
|--------------------|--------------------------|-----------------------|-----------------|-----------------------|-------------|
|                    | Channel Bandwidth: 3 MHz |                       |                 |                       |             |
|                    | Low Channel              |                       | High Channel    |                       |             |
|                    | Frequency (MHz)          | Frequency Error (ppm) | Frequency (MHz) | Frequency Error (ppm) |             |
| 3.3                | 825.500003               | 0.004                 | 847.500004      | 0.004                 | 2.5         |
| 3.14               | 825.500004               | 0.004                 | 847.500002      | 0.002                 | 2.5         |
| 4.4                | 825.500004               | 0.004                 | 847.500002      | 0.002                 | 2.5         |

**Note:** The applicant defined the normal working voltage of the battery is from 3.14 Vdc to 4.4 Vdc.

Frequency Error vs. Temperature

| Temp. (°C) | LTE Band 5               |                       |                 |                       | Limit (ppm) |
|------------|--------------------------|-----------------------|-----------------|-----------------------|-------------|
|            | Channel Bandwidth: 3 MHz |                       |                 |                       |             |
|            | Low Channel              |                       | High Channel    |                       |             |
|            | Frequency (MHz)          | Frequency Error (ppm) | Frequency (MHz) | Frequency Error (ppm) |             |
| -20        | 825.500003               | 0.004                 | 847.500003      | 0.004                 | 2.5         |
| -10        | 825.500001               | 0.002                 | 847.500003      | 0.003                 | 2.5         |
| 0          | 825.500002               | 0.003                 | 847.500003      | 0.003                 | 2.5         |
| 10         | 825.500004               | 0.005                 | 847.500003      | 0.004                 | 2.5         |
| 20         | 825.499997               | -0.003                | 847.499996      | -0.005                | 2.5         |
| 30         | 825.499997               | -0.004                | 847.499997      | -0.003                | 2.5         |
| 40         | 825.499999               | -0.002                | 847.499998      | -0.002                | 2.5         |
| 50         | 825.499999               | -0.002                | 847.499997      | -0.004                | 2.5         |
| 55         | 825.499999               | -0.002                | 847.499996      | -0.005                | 2.5         |

Frequency Error vs. Voltage

| Voltage (Volts) | LTE Band 5               |                       |                 |                       | Limit (ppm) |
|-----------------|--------------------------|-----------------------|-----------------|-----------------------|-------------|
|                 | Channel Bandwidth: 5 MHz |                       |                 |                       |             |
|                 | Low Channel              |                       | High Channel    |                       |             |
|                 | Frequency (MHz)          | Frequency Error (ppm) | Frequency (MHz) | Frequency Error (ppm) |             |
| 3.3             | 826.500004               | 0.005                 | 846.500004      | 0.004                 | 2.5         |
| 3.14            | 826.500003               | 0.004                 | 846.500001      | 0.001                 | 2.5         |
| 4.4             | 826.500003               | 0.003                 | 846.500004      | 0.004                 | 2.5         |

**Note:** The applicant defined the normal working voltage of the battery is from 3.14 Vdc to 4.4 Vdc.

Frequency Error vs. Temperature

| Temp. (°C) | LTE Band 5               |                       |                 |                       | Limit (ppm) |
|------------|--------------------------|-----------------------|-----------------|-----------------------|-------------|
|            | Channel Bandwidth: 5 MHz |                       |                 |                       |             |
|            | Low Channel              |                       | High Channel    |                       |             |
|            | Frequency (MHz)          | Frequency Error (ppm) | Frequency (MHz) | Frequency Error (ppm) |             |
| -20        | 826.500001               | 0.001                 | 846.500004      | 0.005                 | 2.5         |
| -10        | 826.500002               | 0.002                 | 846.500003      | 0.003                 | 2.5         |
| 0          | 826.500001               | 0.002                 | 846.500003      | 0.004                 | 2.5         |
| 10         | 826.500003               | 0.004                 | 846.500004      | 0.005                 | 2.5         |
| 20         | 826.499999               | -0.002                | 846.499997      | -0.004                | 2.5         |
| 30         | 826.499999               | -0.002                | 846.499999      | -0.002                | 2.5         |
| 40         | 826.499996               | -0.005                | 846.499998      | -0.002                | 2.5         |
| 50         | 826.499997               | -0.004                | 846.499998      | -0.002                | 2.5         |
| 55         | 826.499996               | -0.004                | 846.499996      | -0.004                | 2.5         |

Frequency Error vs. Voltage

| Voltage<br>(Volts) | LTE Band 5                |                       |                 |                       | Limit (ppm) |
|--------------------|---------------------------|-----------------------|-----------------|-----------------------|-------------|
|                    | Channel Bandwidth: 10 MHz |                       |                 |                       |             |
|                    | Low Channel               |                       | High Channel    |                       |             |
|                    | Frequency (MHz)           | Frequency Error (ppm) | Frequency (MHz) | Frequency Error (ppm) |             |
| 3.3                | 829.000004                | 0.004                 | 844.000003      | 0.004                 | 2.5         |
| 3.14               | 829.000002                | 0.002                 | 844.000003      | 0.003                 | 2.5         |
| 4.4                | 829.000003                | 0.004                 | 844.000003      | 0.003                 | 2.5         |

**Note:** The applicant defined the normal working voltage of the battery is from 3.14 Vdc to 4.4 Vdc.

Frequency Error vs. Temperature

| Temp. (°C) | LTE Band 5                |                       |                 |                       | Limit (ppm) |
|------------|---------------------------|-----------------------|-----------------|-----------------------|-------------|
|            | Channel Bandwidth: 10 MHz |                       |                 |                       |             |
|            | Low Channel               |                       | High Channel    |                       |             |
|            | Frequency (MHz)           | Frequency Error (ppm) | Frequency (MHz) | Frequency Error (ppm) |             |
| -20        | 829.000003                | 0.004                 | 844.000002      | 0.003                 | 2.5         |
| -10        | 829.000003                | 0.004                 | 844.000002      | 0.002                 | 2.5         |
| 0          | 829.000002                | 0.002                 | 844.000002      | 0.002                 | 2.5         |
| 10         | 829.000002                | 0.002                 | 844.000001      | 0.001                 | 2.5         |
| 20         | 828.999997                | -0.004                | 843.999996      | -0.005                | 2.5         |
| 30         | 828.999996                | -0.004                | 843.999999      | -0.002                | 2.5         |
| 40         | 828.999998                | -0.002                | 843.999996      | -0.004                | 2.5         |
| 50         | 828.999999                | -0.002                | 843.999998      | -0.003                | 2.5         |
| 55         | 828.999997                | -0.004                | 843.999996      | -0.005                | 2.5         |

Frequency Error vs. Voltage

| Voltage (Volts) | LTE Band 26                |                       |                 |                       | Limit (ppm) |
|-----------------|----------------------------|-----------------------|-----------------|-----------------------|-------------|
|                 | Channel Bandwidth: 1.4 MHz |                       |                 |                       |             |
|                 | Low Channel                |                       | High Channel    |                       |             |
|                 | Frequency (MHz)            | Frequency Error (ppm) | Frequency (MHz) | Frequency Error (ppm) |             |
| 3.3             | 824.700003                 | 0.004                 | 848.300002      | 0.002                 | 2.5         |
| 3.14            | 824.700001                 | 0.002                 | 848.300002      | 0.003                 | 2.5         |
| 4.4             | 824.700001                 | 0.001                 | 848.300003      | 0.003                 | 2.5         |

**Note:** The applicant defined the normal working voltage of the battery is from 3.14 Vdc to 4.4 Vdc.

Frequency Error vs. Temperature

| Temp. (°C) | LTE Band 26                |                       |                 |                       | Limit (ppm) |
|------------|----------------------------|-----------------------|-----------------|-----------------------|-------------|
|            | Channel Bandwidth: 1.4 MHz |                       |                 |                       |             |
|            | Low Channel                |                       | High Channel    |                       |             |
|            | Frequency (MHz)            | Frequency Error (ppm) | Frequency (MHz) | Frequency Error (ppm) |             |
| -20        | 824.700003                 | 0.003                 | 848.300002      | 0.003                 | 2.5         |
| -10        | 824.700002                 | 0.002                 | 848.300003      | 0.003                 | 2.5         |
| 0          | 824.700003                 | 0.004                 | 848.300003      | 0.004                 | 2.5         |
| 10         | 824.700003                 | 0.003                 | 848.300003      | 0.004                 | 2.5         |
| 20         | 824.699997                 | -0.004                | 848.299999      | -0.002                | 2.5         |
| 30         | 824.699996                 | -0.005                | 848.299997      | -0.004                | 2.5         |
| 40         | 824.699998                 | -0.003                | 848.299997      | -0.004                | 2.5         |
| 50         | 824.699996                 | -0.004                | 848.299997      | -0.004                | 2.5         |
| 55         | 824.699998                 | -0.003                | 848.299997      | -0.004                | 2.5         |

Frequency Error vs. Voltage

| Voltage<br>(Volts) | LTE Band 26              |                       |                 |                       | Limit (ppm) |
|--------------------|--------------------------|-----------------------|-----------------|-----------------------|-------------|
|                    | Channel Bandwidth: 3 MHz |                       |                 |                       |             |
|                    | Low Channel              |                       | High Channel    |                       |             |
|                    | Frequency (MHz)          | Frequency Error (ppm) | Frequency (MHz) | Frequency Error (ppm) |             |
| 3.3                | 825.500003               | 0.003                 | 847.500004      | 0.004                 | 2.5         |
| 3.14               | 825.500001               | 0.001                 | 847.500002      | 0.002                 | 2.5         |
| 4.4                | 825.500002               | 0.002                 | 847.500002      | 0.003                 | 2.5         |

**Note:** The applicant defined the normal working voltage of the battery is from 3.14 Vdc to 4.4 Vdc.

Frequency Error vs. Temperature

| Temp. (°C) | LTE Band 26              |                       |                 |                       | Limit (ppm) |
|------------|--------------------------|-----------------------|-----------------|-----------------------|-------------|
|            | Channel Bandwidth: 3 MHz |                       |                 |                       |             |
|            | Low Channel              |                       | High Channel    |                       |             |
|            | Frequency (MHz)          | Frequency Error (ppm) | Frequency (MHz) | Frequency Error (ppm) |             |
| -20        | 825.500002               | 0.002                 | 847.500002      | 0.002                 | 2.5         |
| -10        | 825.500001               | 0.001                 | 847.500004      | 0.004                 | 2.5         |
| 0          | 825.500002               | 0.002                 | 847.500004      | 0.004                 | 2.5         |
| 10         | 825.500004               | 0.004                 | 847.500002      | 0.003                 | 2.5         |
| 20         | 825.499999               | -0.002                | 847.499998      | -0.002                | 2.5         |
| 30         | 825.499998               | -0.002                | 847.499999      | -0.002                | 2.5         |
| 40         | 825.499996               | -0.004                | 847.499996      | -0.005                | 2.5         |
| 50         | 825.499998               | -0.003                | 847.499997      | -0.004                | 2.5         |
| 55         | 825.499999               | -0.001                | 847.499998      | -0.002                | 2.5         |

Frequency Error vs. Voltage

| Voltage (Volts) | LTE Band 26              |                       |                 |                       | Limit (ppm) |
|-----------------|--------------------------|-----------------------|-----------------|-----------------------|-------------|
|                 | Channel Bandwidth: 5 MHz |                       |                 |                       |             |
|                 | Low Channel              |                       | High Channel    |                       |             |
|                 | Frequency (MHz)          | Frequency Error (ppm) | Frequency (MHz) | Frequency Error (ppm) |             |
| 3.3             | 826.500001               | 0.001                 | 846.500002      | 0.003                 | 2.5         |
| 3.14            | 826.500003               | 0.004                 | 846.500002      | 0.002                 | 2.5         |
| 4.4             | 826.500002               | 0.002                 | 846.500003      | 0.004                 | 2.5         |

**Note:** The applicant defined the normal working voltage of the battery is from 3.14 Vdc to 4.4 Vdc.

Frequency Error vs. Temperature

| Temp. (°C) | LTE Band 26              |                       |                 |                       | Limit (ppm) |
|------------|--------------------------|-----------------------|-----------------|-----------------------|-------------|
|            | Channel Bandwidth: 5 MHz |                       |                 |                       |             |
|            | Low Channel              |                       | High Channel    |                       |             |
|            | Frequency (MHz)          | Frequency Error (ppm) | Frequency (MHz) | Frequency Error (ppm) |             |
| -20        | 826.500003               | 0.004                 | 846.500001      | 0.001                 | 2.5         |
| -10        | 826.500003               | 0.004                 | 846.500002      | 0.002                 | 2.5         |
| 0          | 826.500002               | 0.003                 | 846.500001      | 0.001                 | 2.5         |
| 10         | 826.500004               | 0.005                 | 846.500003      | 0.004                 | 2.5         |
| 20         | 826.499998               | -0.002                | 846.499997      | -0.004                | 2.5         |
| 30         | 826.499998               | -0.002                | 846.499999      | -0.001                | 2.5         |
| 40         | 826.499997               | -0.004                | 846.499997      | -0.004                | 2.5         |
| 50         | 826.499998               | -0.002                | 846.499999      | -0.002                | 2.5         |
| 55         | 826.499998               | -0.002                | 846.499996      | -0.004                | 2.5         |



Frequency Error vs. Voltage

| Voltage (Volts) | LTE Band 26               |                       |                 |                       | Limit (ppm) |
|-----------------|---------------------------|-----------------------|-----------------|-----------------------|-------------|
|                 | Channel Bandwidth: 10 MHz |                       |                 |                       |             |
|                 | Low Channel               |                       | High Channel    |                       |             |
|                 | Frequency (MHz)           | Frequency Error (ppm) | Frequency (MHz) | Frequency Error (ppm) |             |
| 3.3             | 829.000002                | 0.003                 | 844.000003      | 0.003                 | 2.5         |
| 3.14            | 829.000003                | 0.003                 | 844.000003      | 0.004                 | 2.5         |
| 4.4             | 829.000004                | 0.005                 | 844.000001      | 0.002                 | 2.5         |

**Note:** The applicant defined the normal working voltage of the battery is from 3.14 Vdc to 4.4 Vdc.

Frequency Error vs. Temperature

| Temp. (°C) | LTE Band 26               |                       |                 |                       | Limit (ppm) |
|------------|---------------------------|-----------------------|-----------------|-----------------------|-------------|
|            | Channel Bandwidth: 10 MHz |                       |                 |                       |             |
|            | Low Channel               |                       | High Channel    |                       |             |
|            | Frequency (MHz)           | Frequency Error (ppm) | Frequency (MHz) | Frequency Error (ppm) |             |
| -20        | 829.000003                | 0.003                 | 844.000004      | 0.004                 | 2.5         |
| -10        | 829.000004                | 0.005                 | 844.000001      | 0.001                 | 2.5         |
| 0          | 829.000003                | 0.003                 | 844.000004      | 0.004                 | 2.5         |
| 10         | 829.000003                | 0.003                 | 844.000003      | 0.004                 | 2.5         |
| 20         | 828.999996                | -0.005                | 843.999999      | -0.001                | 2.5         |
| 30         | 828.999996                | -0.005                | 843.999997      | -0.004                | 2.5         |
| 40         | 828.999997                | -0.004                | 843.999997      | -0.004                | 2.5         |
| 50         | 828.999998                | -0.002                | 843.999997      | -0.004                | 2.5         |
| 55         | 828.999996                | -0.005                | 843.999996      | -0.005                | 2.5         |

Frequency Error vs. Voltage

| Voltage (Volts) | LTE Band 26               |                       |                 |                       | Limit (ppm) |
|-----------------|---------------------------|-----------------------|-----------------|-----------------------|-------------|
|                 | Channel Bandwidth: 15 MHz |                       |                 |                       |             |
|                 | Low Channel               |                       | High Channel    |                       |             |
|                 | Frequency (MHz)           | Frequency Error (ppm) | Frequency (MHz) | Frequency Error (ppm) |             |
| 3.3             | 831.500001                | 0.001                 | 841.500001      | 0.002                 | 2.5         |
| 3.14            | 831.500004                | 0.005                 | 841.500002      | 0.002                 | 2.5         |
| 4.4             | 831.500003                | 0.003                 | 841.500002      | 0.002                 | 2.5         |

**Note:** The applicant defined the normal working voltage of the battery is from 3.14 Vdc to 4.4 Vdc.

Frequency Error vs. Temperature

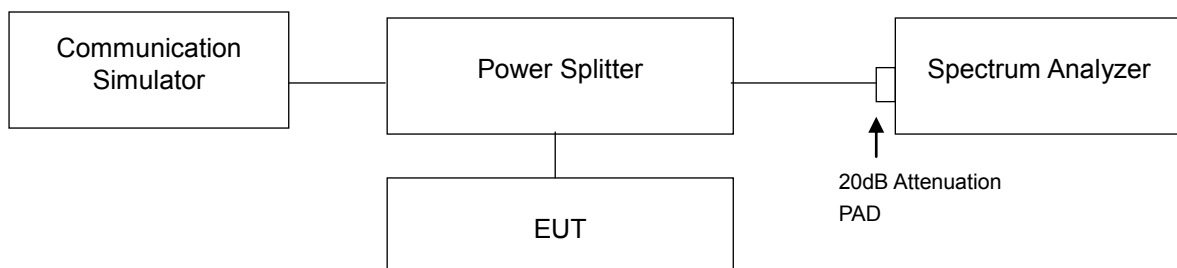
| Temp. (°C) | LTE Band 26               |                       |                 |                       | Limit (ppm) |
|------------|---------------------------|-----------------------|-----------------|-----------------------|-------------|
|            | Channel Bandwidth: 15 MHz |                       |                 |                       |             |
|            | Low Channel               |                       | High Channel    |                       |             |
|            | Frequency (MHz)           | Frequency Error (ppm) | Frequency (MHz) | Frequency Error (ppm) |             |
| -20        | 831.500001                | 0.002                 | 841.500002      | 0.003                 | 2.5         |
| -10        | 831.500002                | 0.003                 | 841.500002      | 0.002                 | 2.5         |
| 0          | 831.500003                | 0.003                 | 841.500001      | 0.001                 | 2.5         |
| 10         | 831.500002                | 0.002                 | 841.500003      | 0.004                 | 2.5         |
| 20         | 831.499996                | -0.005                | 841.499998      | -0.002                | 2.5         |
| 30         | 831.499996                | -0.004                | 841.499997      | -0.004                | 2.5         |
| 40         | 831.499997                | -0.003                | 841.499998      | -0.002                | 2.5         |
| 50         | 831.499999                | -0.001                | 841.499998      | -0.002                | 2.5         |
| 55         | 831.499999                | -0.002                | 841.499996      | -0.005                | 2.5         |

### 4.3 Occupied Bandwidth Measurement

#### 4.3.1 Test Procedure

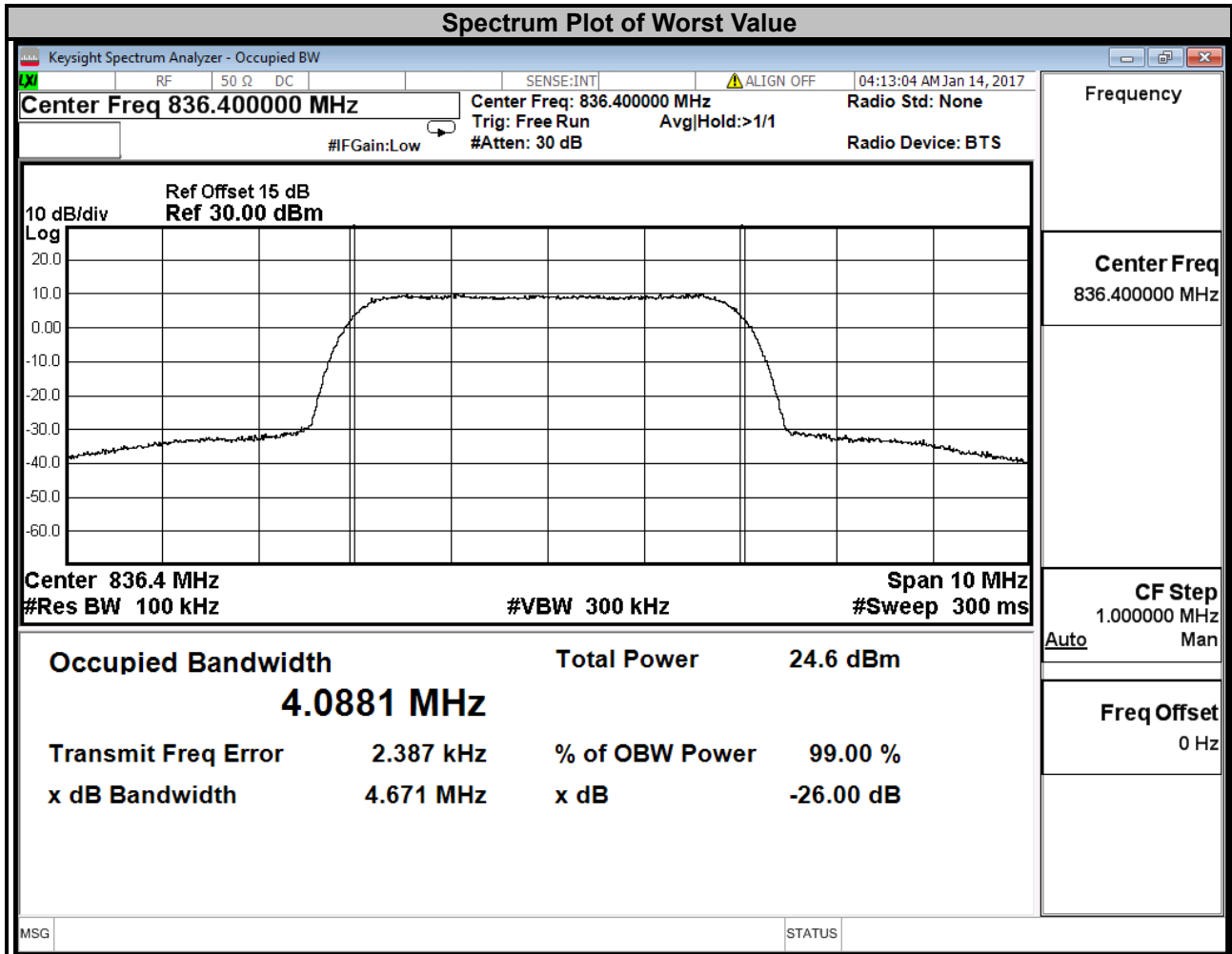
The EUT makes a call to the communication simulator. All measurements were done at low, middle and high operational frequency range. The communication simulator station system controlled a EUT to export maximum output power under transmission mode and specific channel frequency. Use OBW measurement function of Spectrum analyzer to measure 99 % occupied bandwidth.

#### 4.3.2 Test Setup



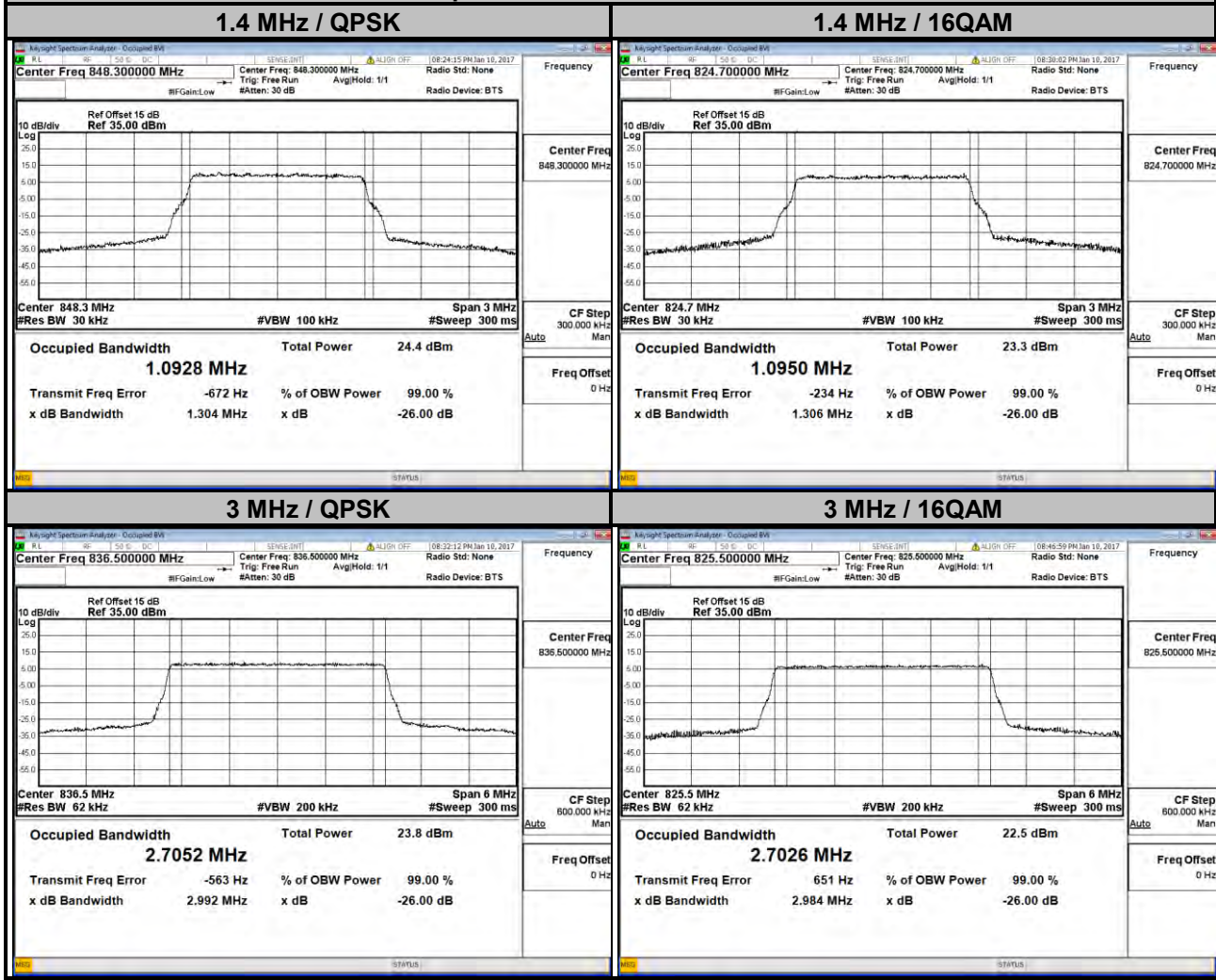
4.3.3 Test Result

| Channel | Frequency (MHz) | 99 % Occupied Bandwidth (MHz) |
|---------|-----------------|-------------------------------|
|         |                 | WCDMA                         |
| 4132    | 826.4           | 4.08                          |
| 4182    | 836.4           | 4.09                          |
| 4233    | 846.6           | 4.08                          |



| LTE Band 5                 |                 |                               |       |                          |                 |                               |       |
|----------------------------|-----------------|-------------------------------|-------|--------------------------|-----------------|-------------------------------|-------|
| Channel Bandwidth: 1.4 MHz |                 |                               |       | Channel Bandwidth: 3 MHz |                 |                               |       |
| Channel                    | Frequency (MHz) | 99 % Occupied Bandwidth (MHz) |       | Channel                  | Frequency (MHz) | 99 % Occupied Bandwidth (MHz) |       |
|                            |                 | QPSK                          | 16QAM |                          |                 | QPSK                          | 16QAM |
| 20407                      | 824.7           | 1.09                          | 1.10  | 20415                    | 825.5           | 2.70                          | 2.70  |
| 20525                      | 836.5           | 1.09                          | 1.09  | 20525                    | 836.5           | 2.71                          | 2.70  |
| 20643                      | 848.3           | 1.09                          | 1.09  | 20635                    | 847.5           | 2.70                          | 2.70  |

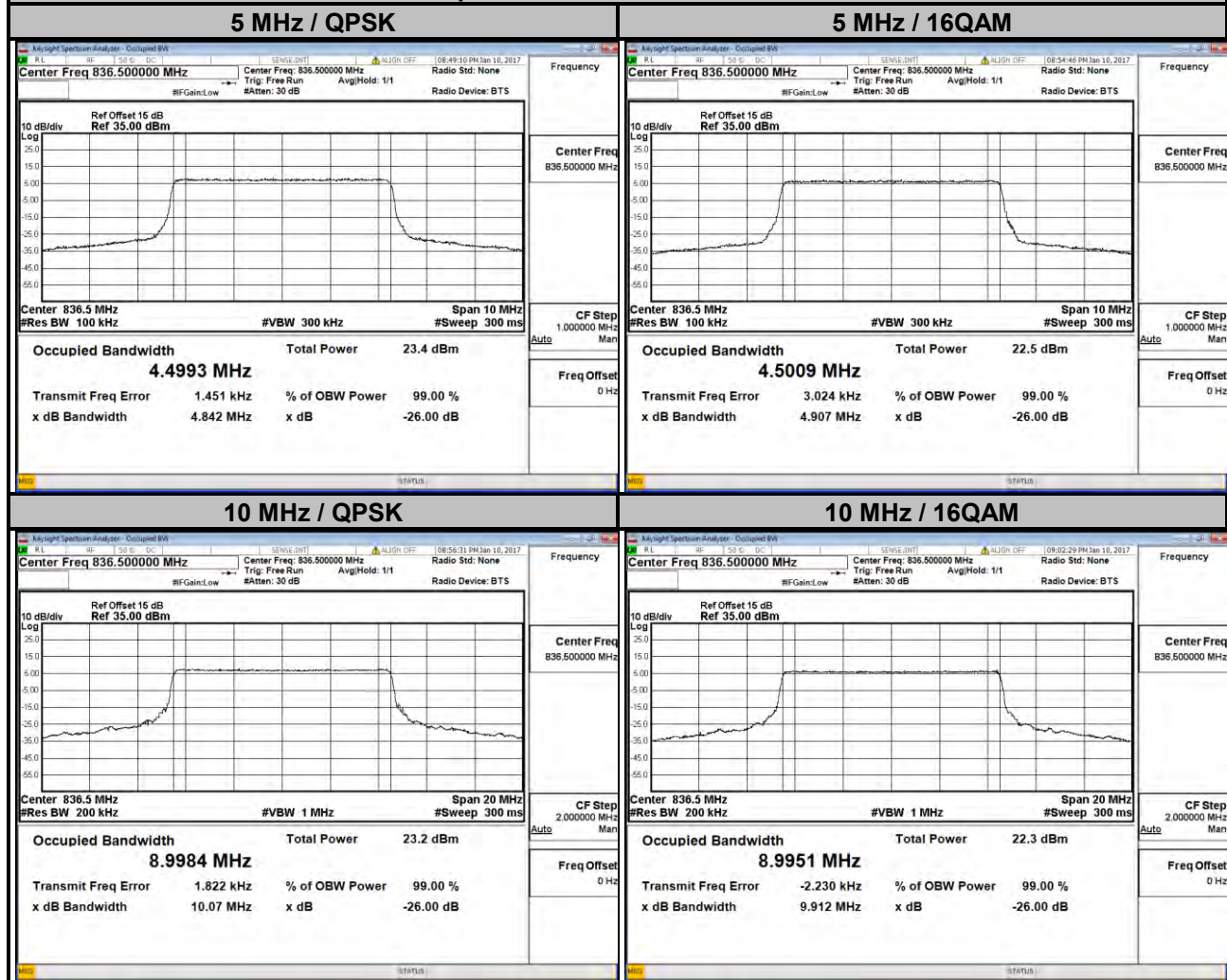
**Spectrum Plot of Worst Value**



### LTE Band 5

| Channel Bandwidth: 5 MHz |                 |                               |       | Channel Bandwidth: 10 MHz |                 |                               |       |
|--------------------------|-----------------|-------------------------------|-------|---------------------------|-----------------|-------------------------------|-------|
| Channel                  | Frequency (MHz) | 99 % Occupied Bandwidth (MHz) |       | Channel                   | Frequency (MHz) | 99 % Occupied Bandwidth (MHz) |       |
|                          |                 | QPSK                          | 16QAM |                           |                 | QPSK                          | 16QAM |
| 20425                    | 826.5           | 4.49                          | 4.49  | 20450                     | 829.0           | 8.98                          | 8.97  |
| 20525                    | 836.5           | 4.50                          | 4.50  | 20525                     | 836.5           | 9.00                          | 9.00  |
| 20625                    | 846.5           | 4.49                          | 4.50  | 20600                     | 844.0           | 8.97                          | 8.97  |

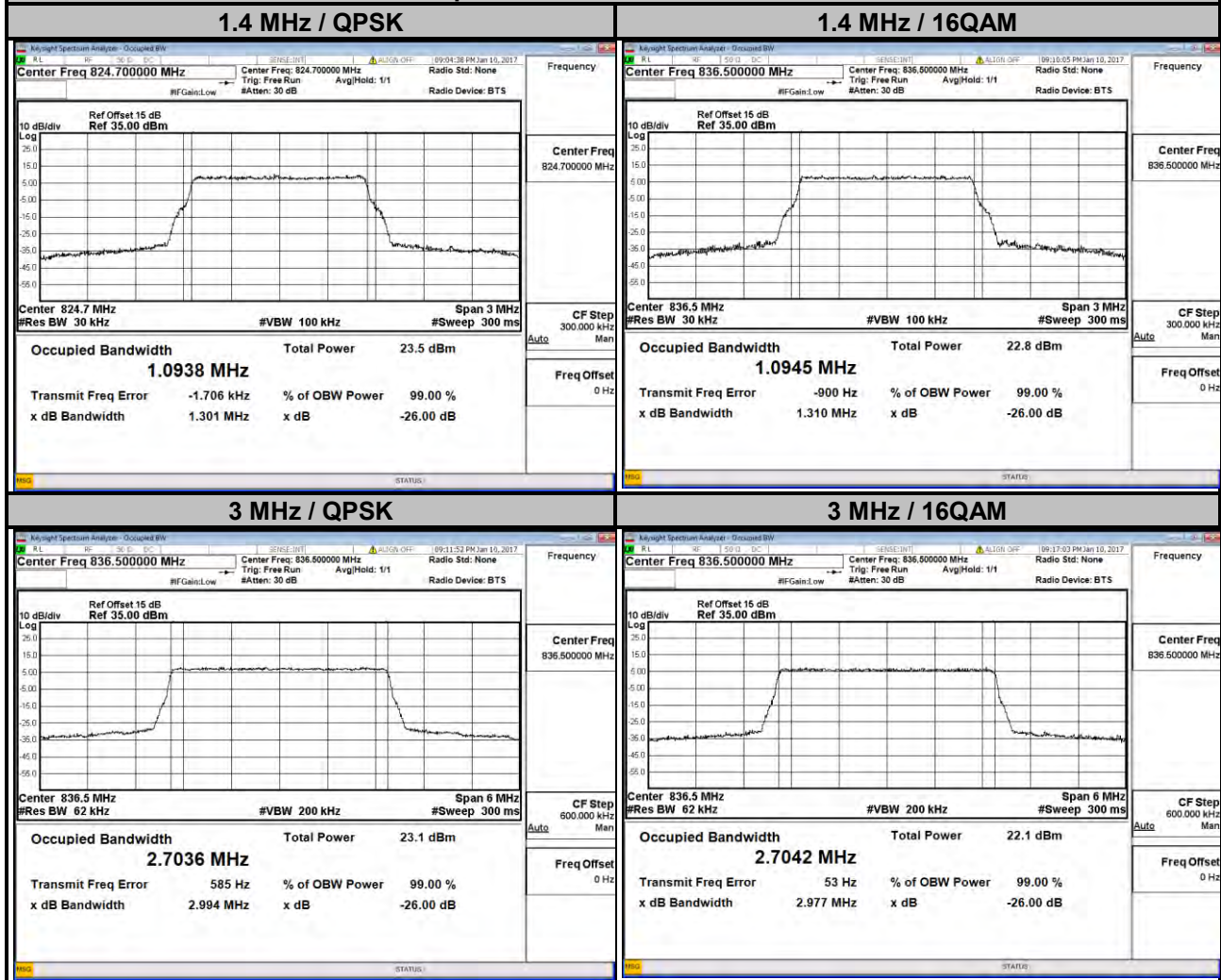
### Spectrum Plot of Worst Value



### LTE Band 26

| Channel Bandwidth: 1.4 MHz |                 |                               |       | Channel Bandwidth: 3 MHz |                 |                               |       |
|----------------------------|-----------------|-------------------------------|-------|--------------------------|-----------------|-------------------------------|-------|
| Channel                    | Frequency (MHz) | 99 % Occupied Bandwidth (MHz) |       | Channel                  | Frequency (MHz) | 99 % Occupied Bandwidth (MHz) |       |
|                            |                 | QPSK                          | 16QAM |                          |                 | QPSK                          | 16QAM |
| 26797                      | 824.7           | 1.09                          | 1.09  | 26805                    | 825.5           | 2.70                          | 2.70  |
| 26915                      | 836.5           | 1.09                          | 1.09  | 26915                    | 836.5           | 2.70                          | 2.70  |
| 27033                      | 848.3           | 1.09                          | 1.09  | 27025                    | 847.5           | 2.70                          | 2.70  |

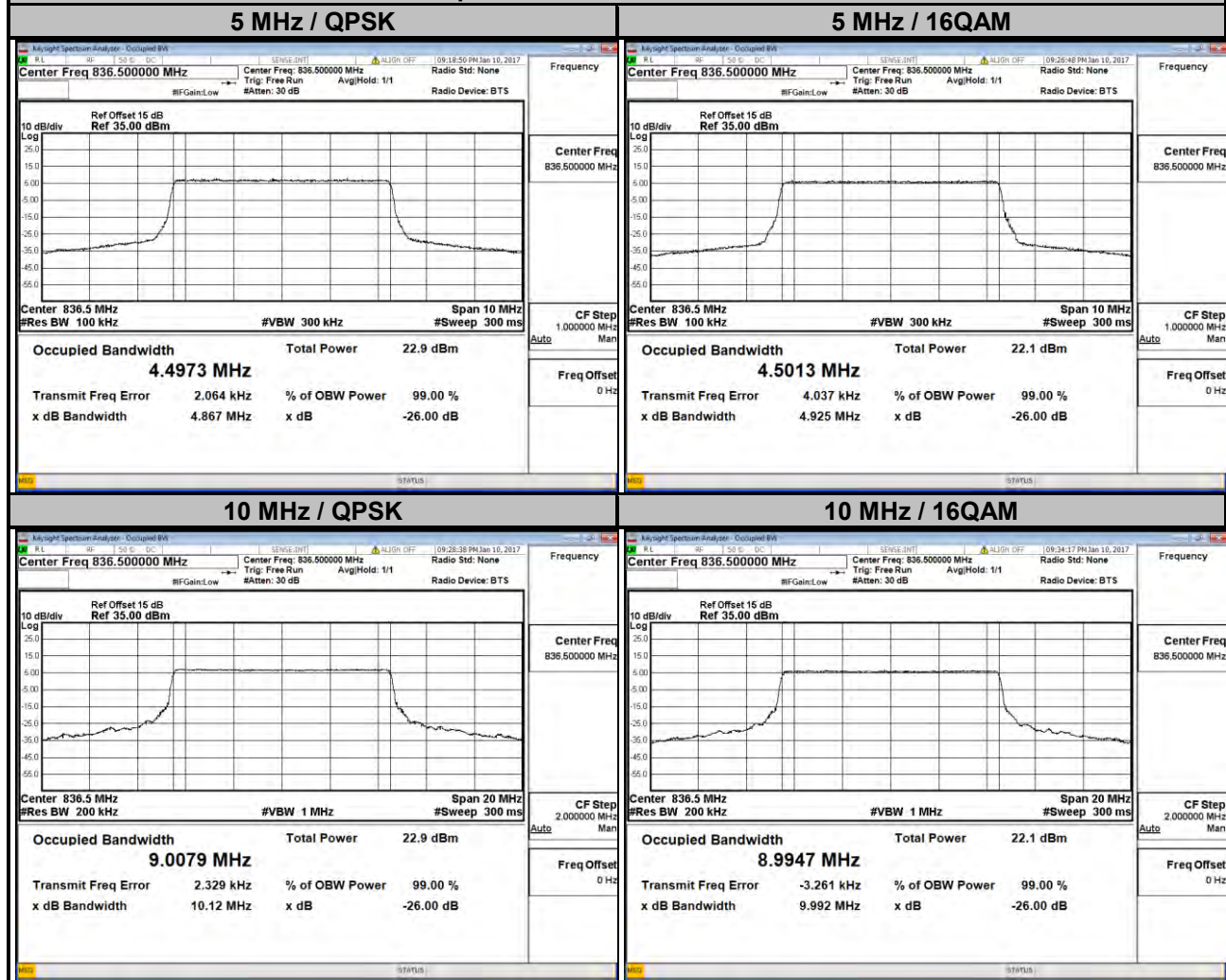
### Spectrum Plot of Worst Value



### LTE Band 26

| Channel Bandwidth: 5 MHz |                 |                               |       | Channel Bandwidth: 10 MHz |                 |                               |       |
|--------------------------|-----------------|-------------------------------|-------|---------------------------|-----------------|-------------------------------|-------|
| Channel                  | Frequency (MHz) | 99 % Occupied Bandwidth (MHz) |       | Channel                   | Frequency (MHz) | 99 % Occupied Bandwidth (MHz) |       |
|                          |                 | QPSK                          | 16QAM |                           |                 | QPSK                          | 16QAM |
| 26815                    | 826.5           | 4.49                          | 4.49  | 26840                     | 829.0           | 8.98                          | 8.97  |
| 26915                    | 836.5           | 4.50                          | 4.50  | 26915                     | 836.5           | 9.01                          | 8.99  |
| 27015                    | 846.5           | 4.49                          | 4.49  | 26990                     | 844.0           | 8.96                          | 8.96  |

### Spectrum Plot of Worst Value



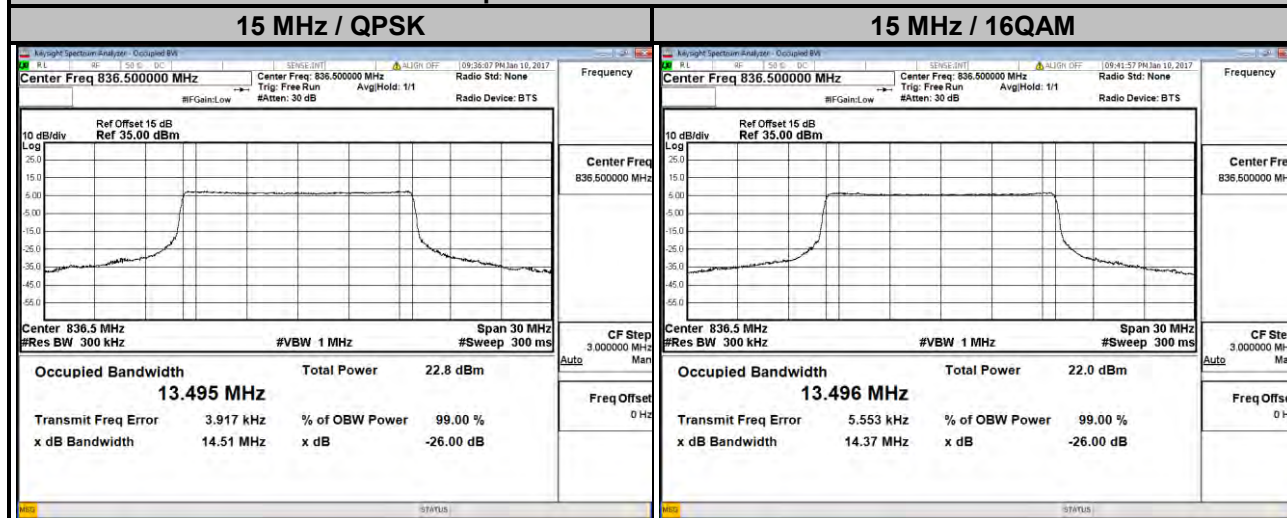


**LTE Band 26**

**Channel Bandwidth: 15 MHz**

| Channel | Frequency (MHz) | 99 % Occupied Bandwidth (MHz) |       |
|---------|-----------------|-------------------------------|-------|
|         |                 | QPSK                          | 16QAM |
| 26865   | 831.5           | 13.46                         | 13.46 |
| 26915   | 836.5           | 13.50                         | 13.50 |
| 26965   | 841.5           | 13.44                         | 13.45 |

**Spectrum Plot of Worst Value**

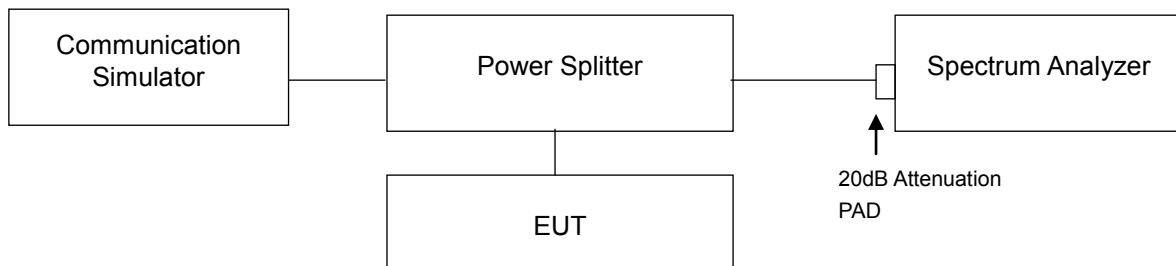


## 4.4 Band Edge Measurement

### 4.4.1 Limits of Band Edge Measurement

Power of any emission outside of the authorized operating frequency ranges must be attenuated below the transmitting power (P) by a factor of at least  $43 + 10 \log(P)$  dB. In the 1 MHz bands immediately outside and adjacent to the frequency block a resolution bandwidth of at least one percent of the emission bandwidth of the fundamental emission of the transmitter may be employed.

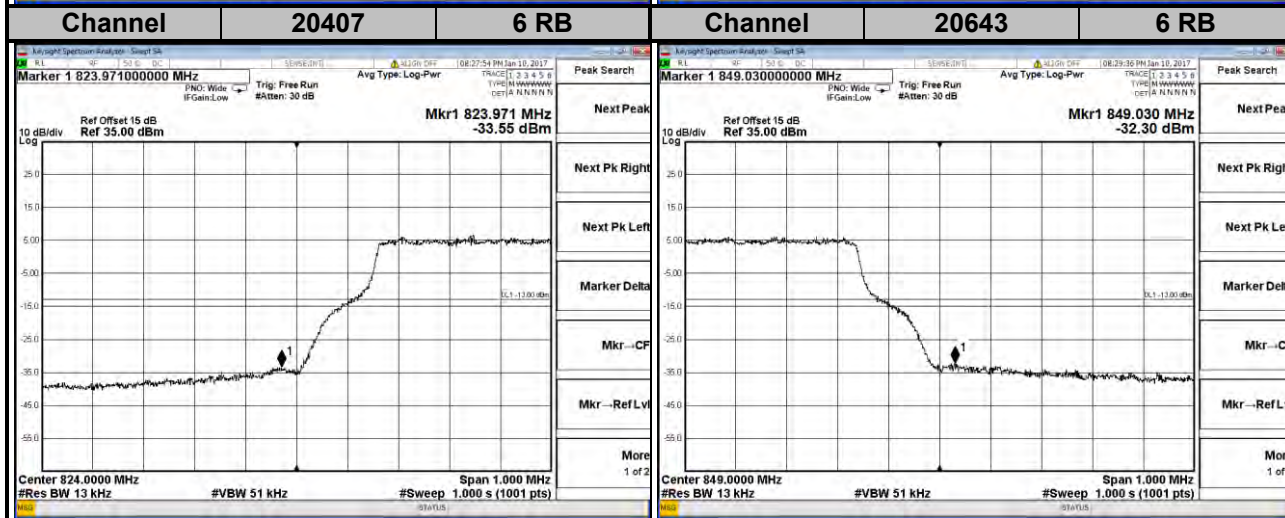
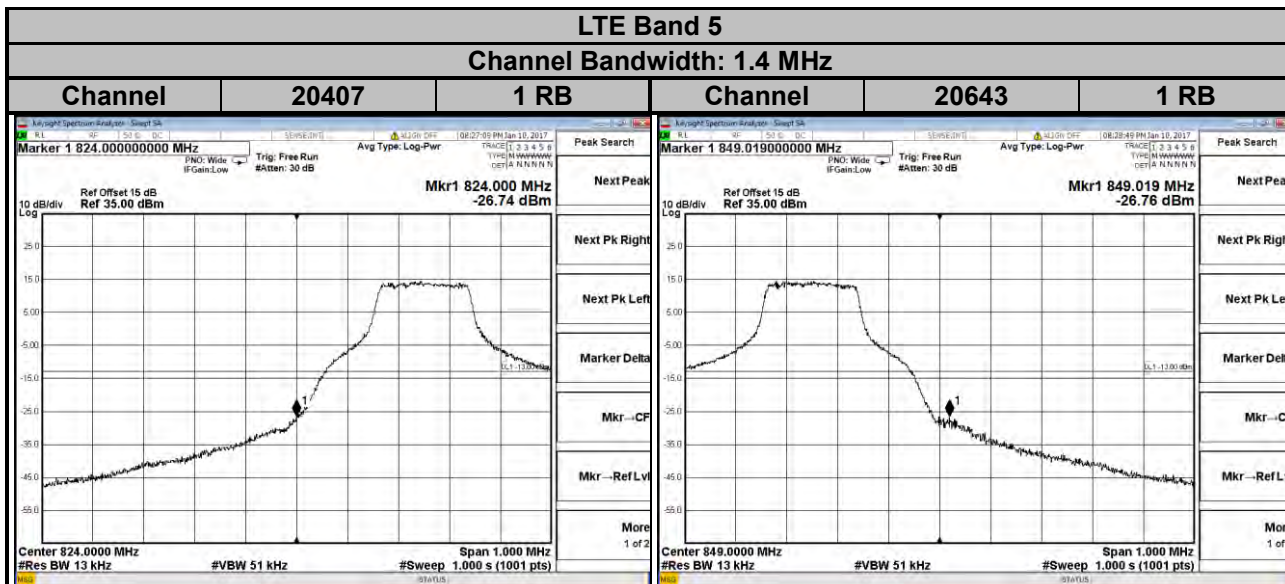
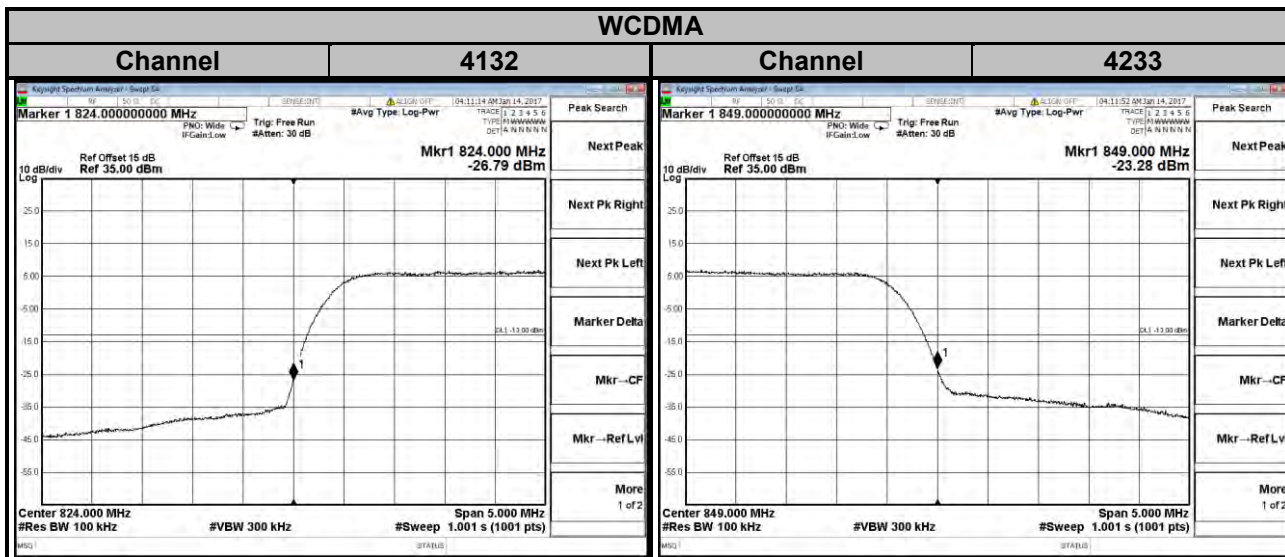
### 4.4.2 Test Setup



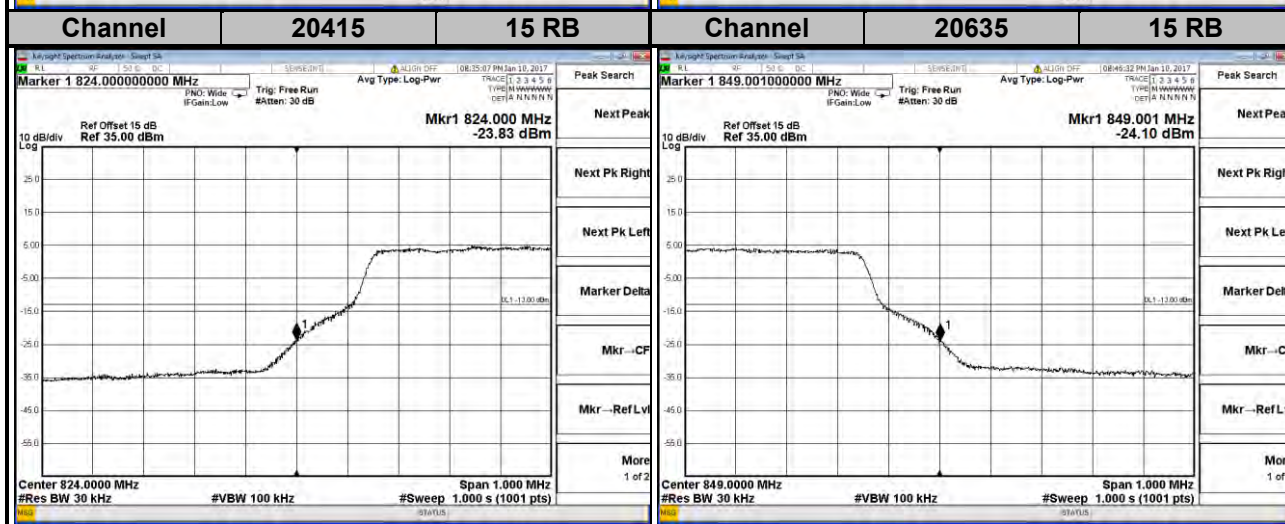
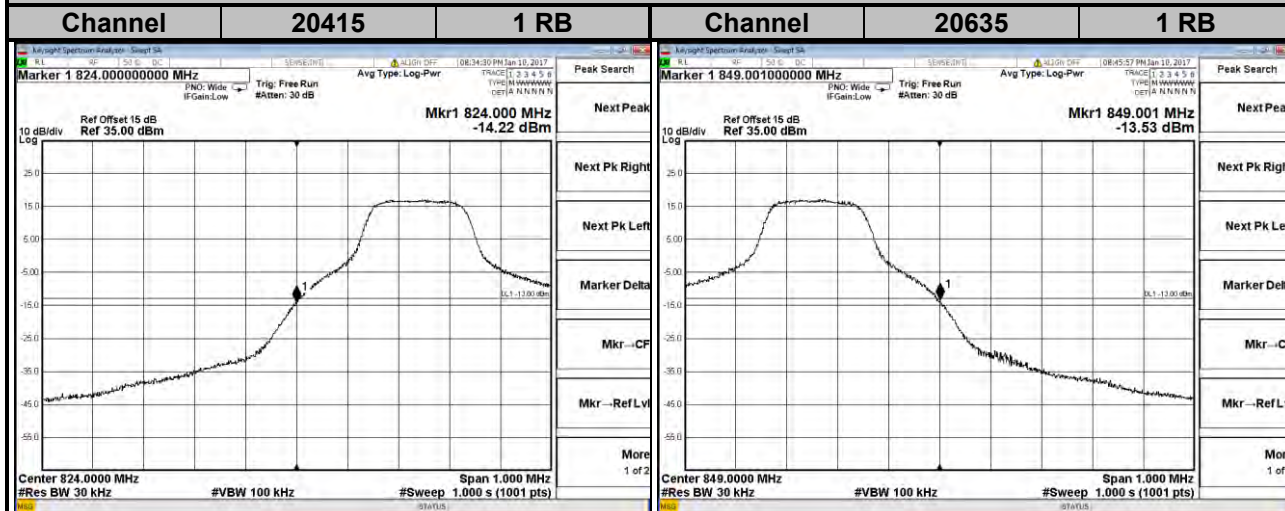
### 4.4.3 Test Procedures

- a. All measurements were done at low and high operational frequency range.
- b. The center frequency of spectrum is the band edge frequency and span is 5 MHz. RB of the spectrum is 100 kHz and VB of the spectrum is 300 kHz (WCDMA).
- c. The center frequency of spectrum is the band edge frequency and span is 1 MHz. RB of the spectrum is 13 kHz and VB of the spectrum is 51 kHz (LTE Bandwidth 1.4 MHz).
- d. The center frequency of spectrum is the band edge frequency and span is 1 MHz. RB of the spectrum is 30 kHz and VB of the spectrum is 100 kHz (LTE Bandwidth 3 MHz).
- e. The center frequency of spectrum is the band edge frequency and span is 1 MHz. RB of the spectrum is 100 kHz and VB of the spectrum is 300 kHz (LTE Bandwidth 5 MHz/10 MHz).
- f. The center frequency of spectrum is the band edge frequency and span is 1MHz. RB of the spectrum is 150 kHz and VB of the spectrum is 470 kHz (LTE Bandwidth 15 MHz).
- g. Record the max trace plot into the test report.

### 4.4.4 Test Results

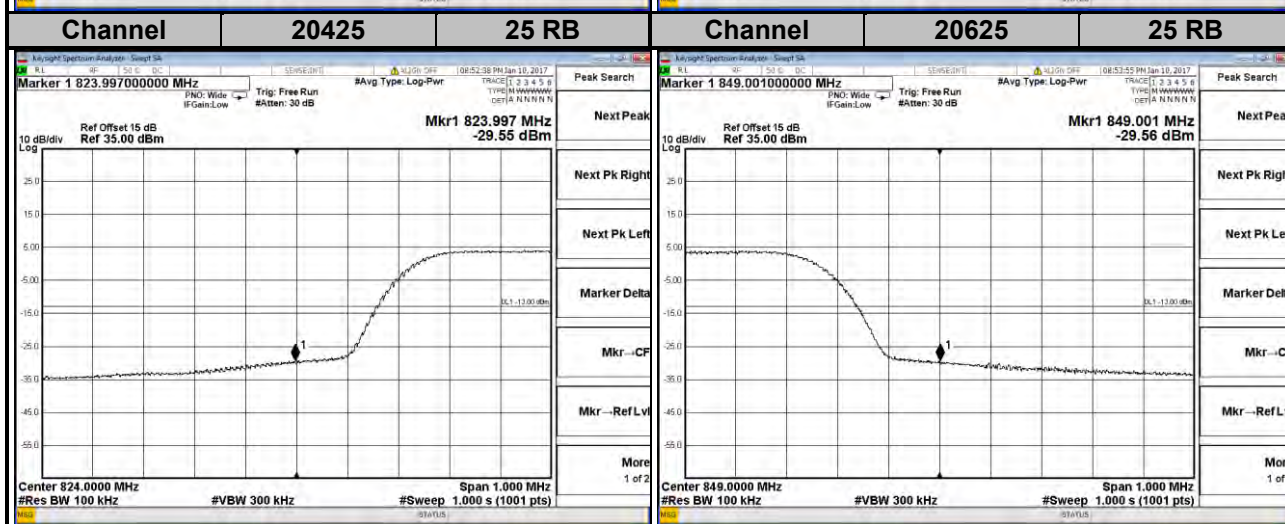
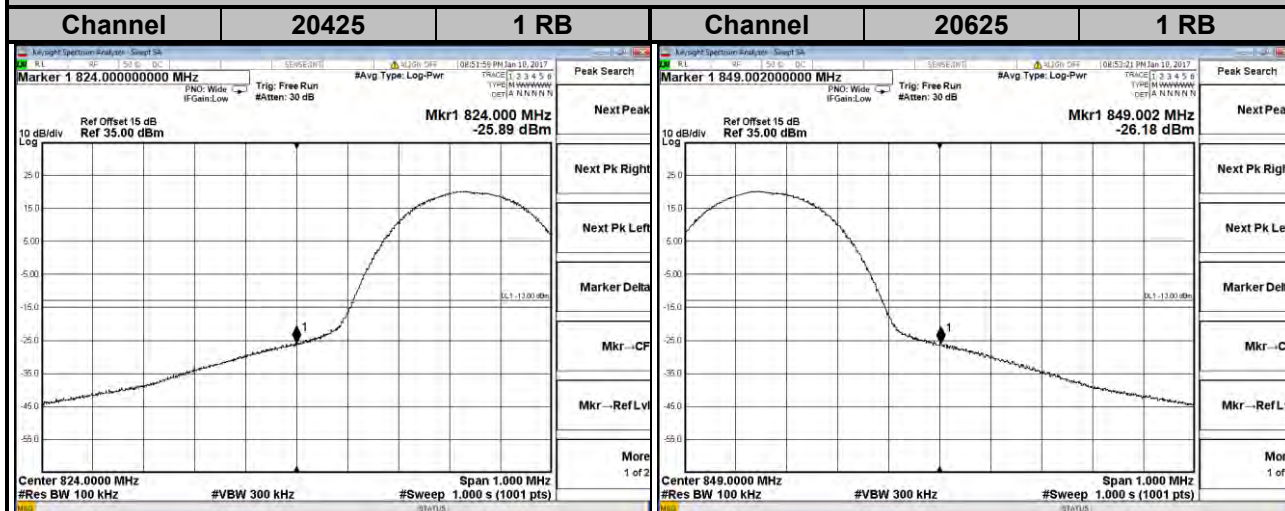


**LTE Band 5**  
**Channel Bandwidth: 3 MHz**

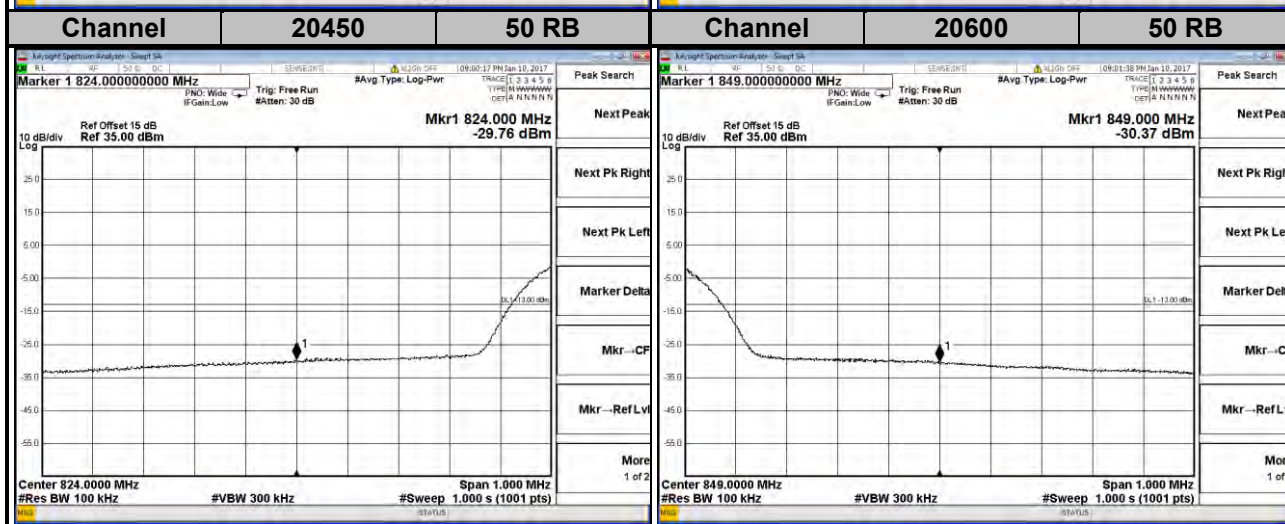
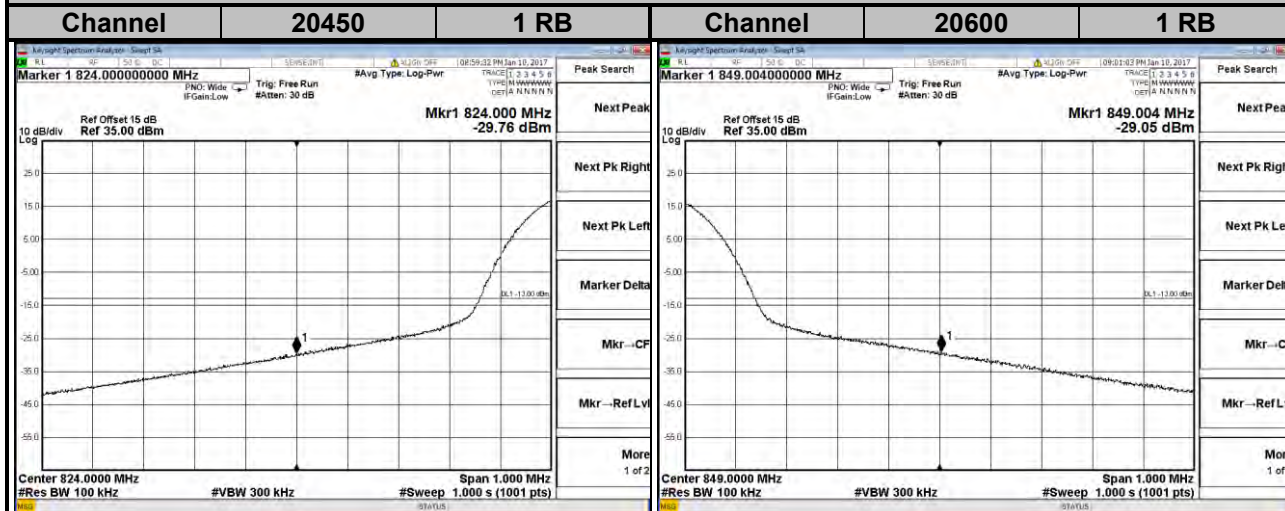


### LTE Band 5

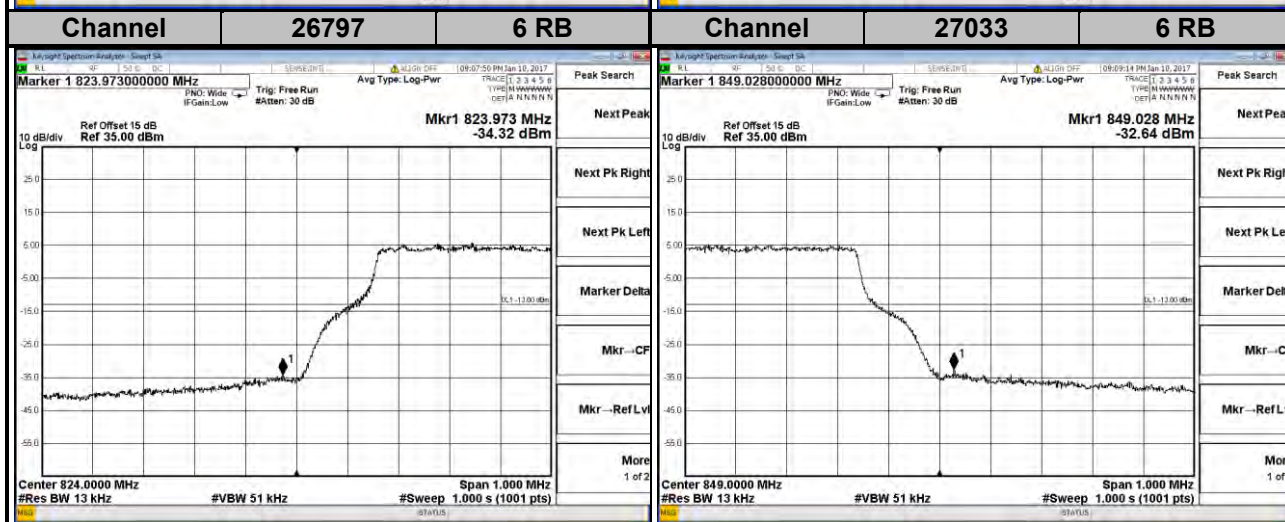
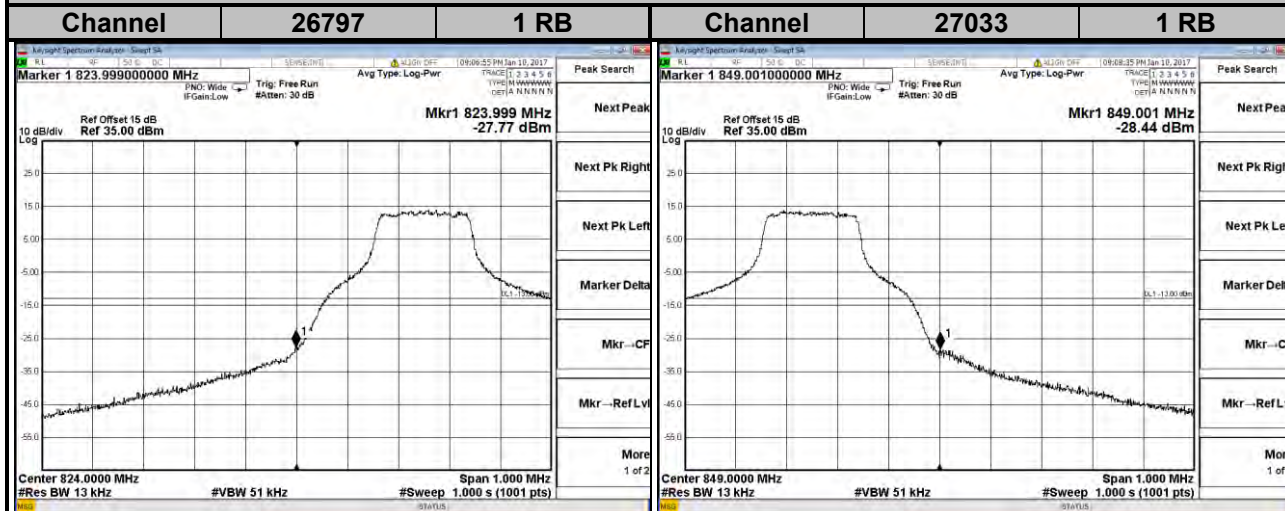
### Channel Bandwidth: 5 MHz



**LTE Band 5**  
**Channel Bandwidth: 10 MHz**

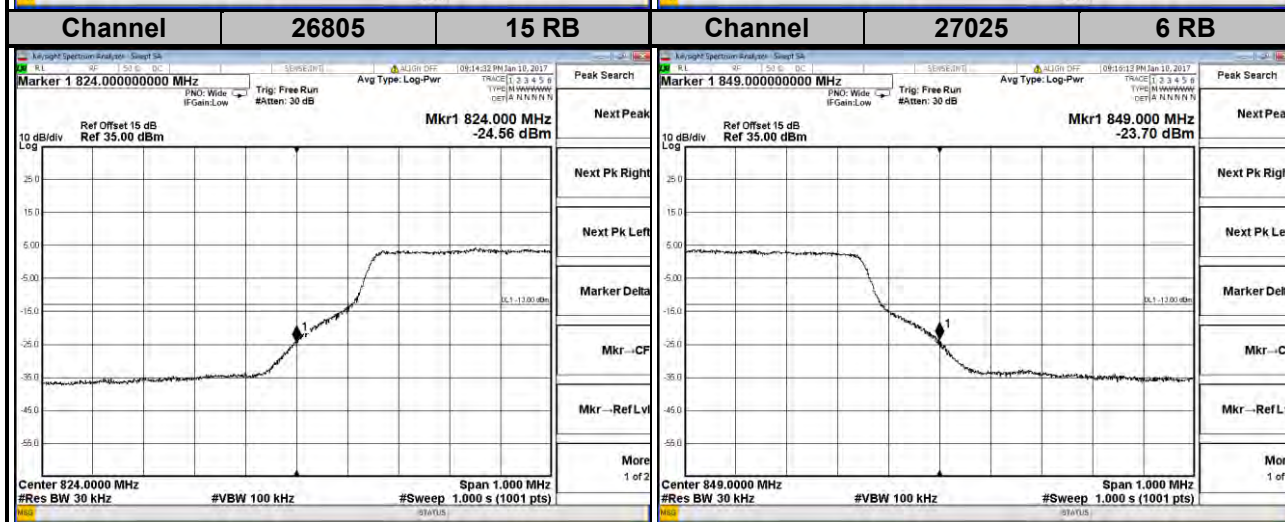
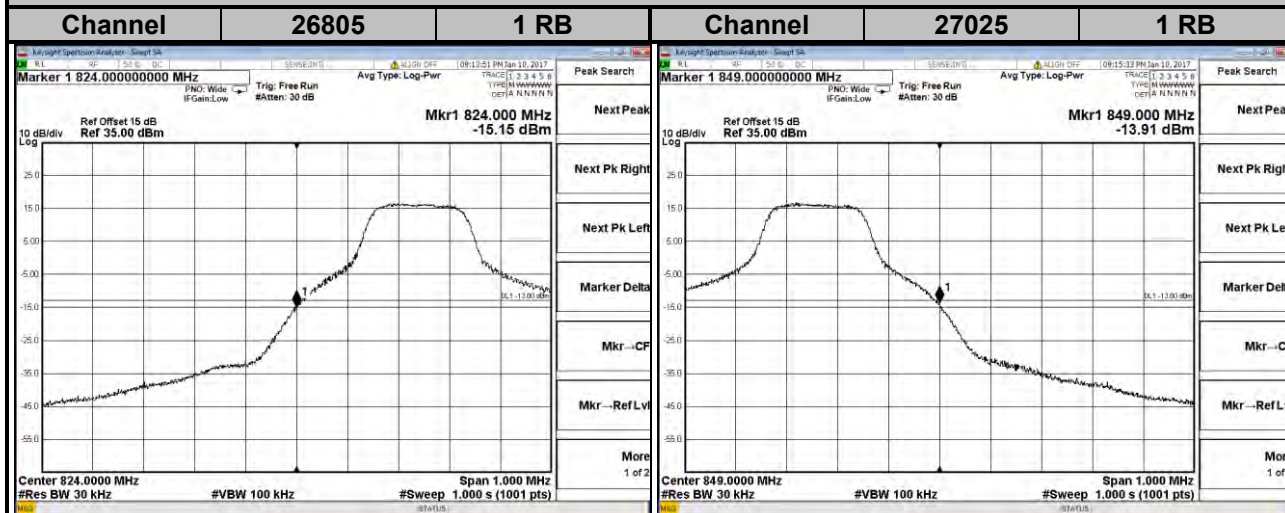


**LTE Band 26**  
**Channel Bandwidth: 1.4 MHz**



### LTE Band 26

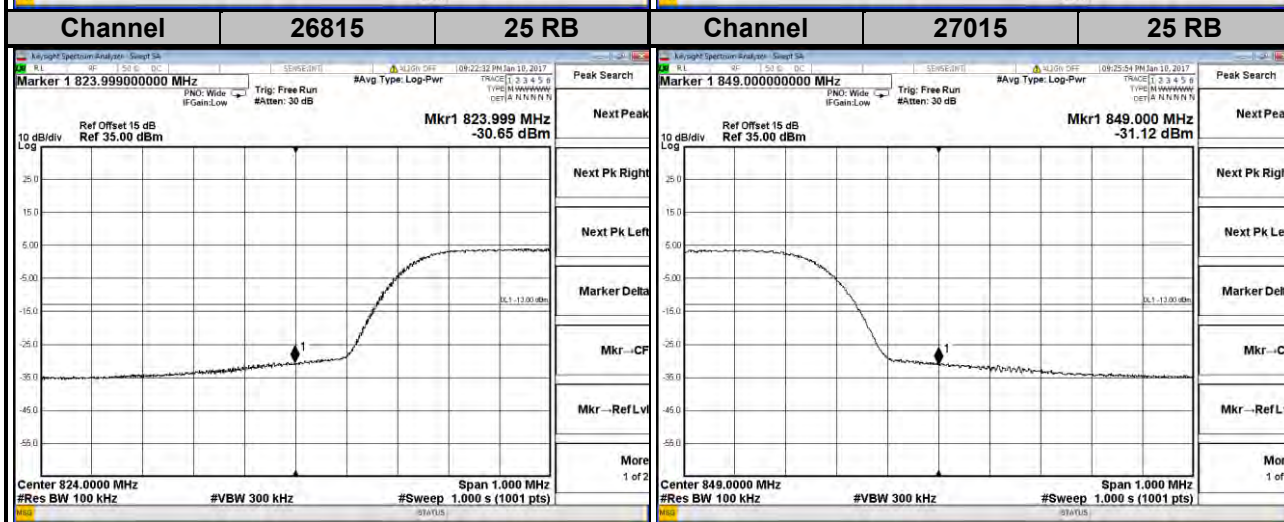
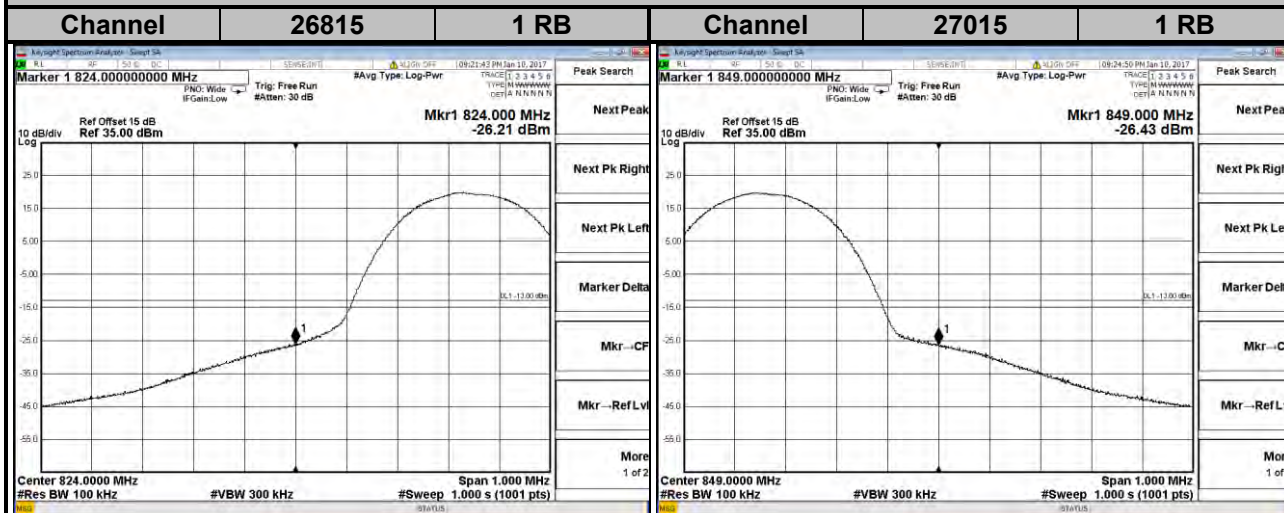
Channel Bandwidth: 3 MHz





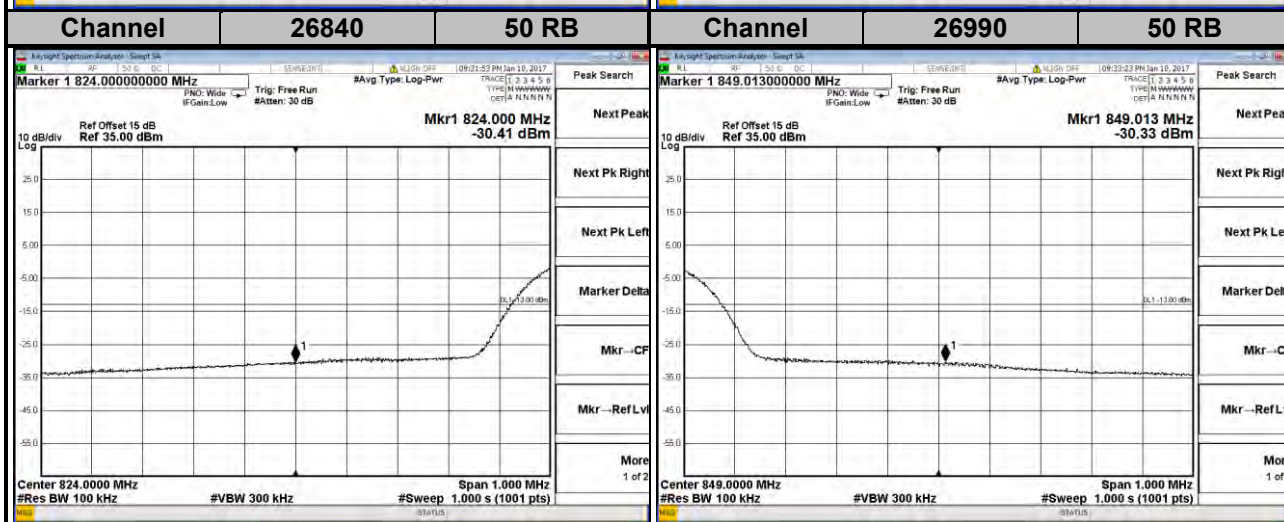
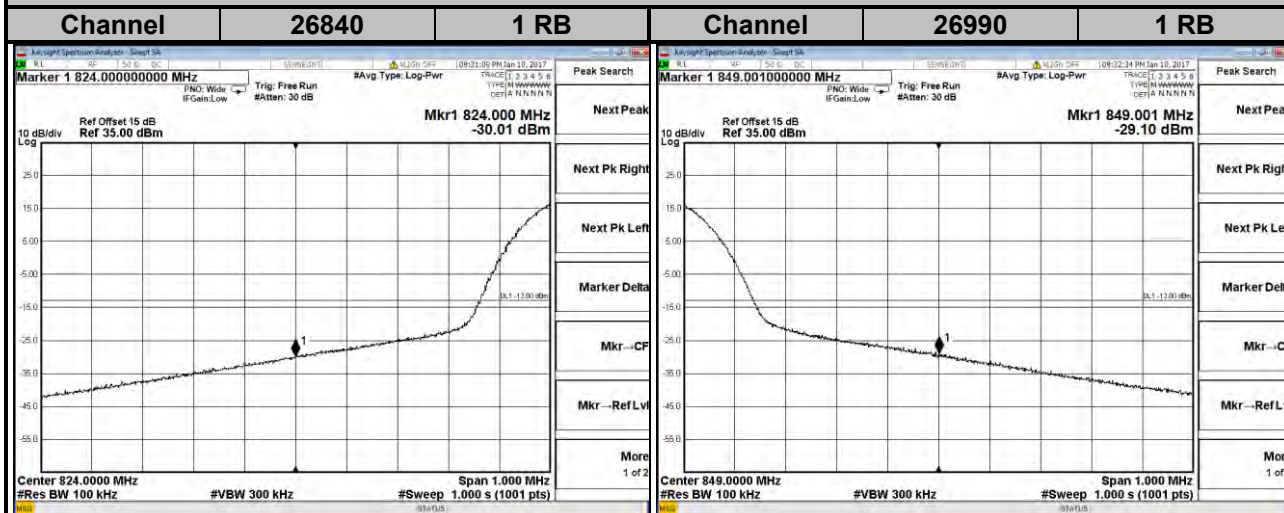
### LTE Band 26

Channel Bandwidth: 5 MHz

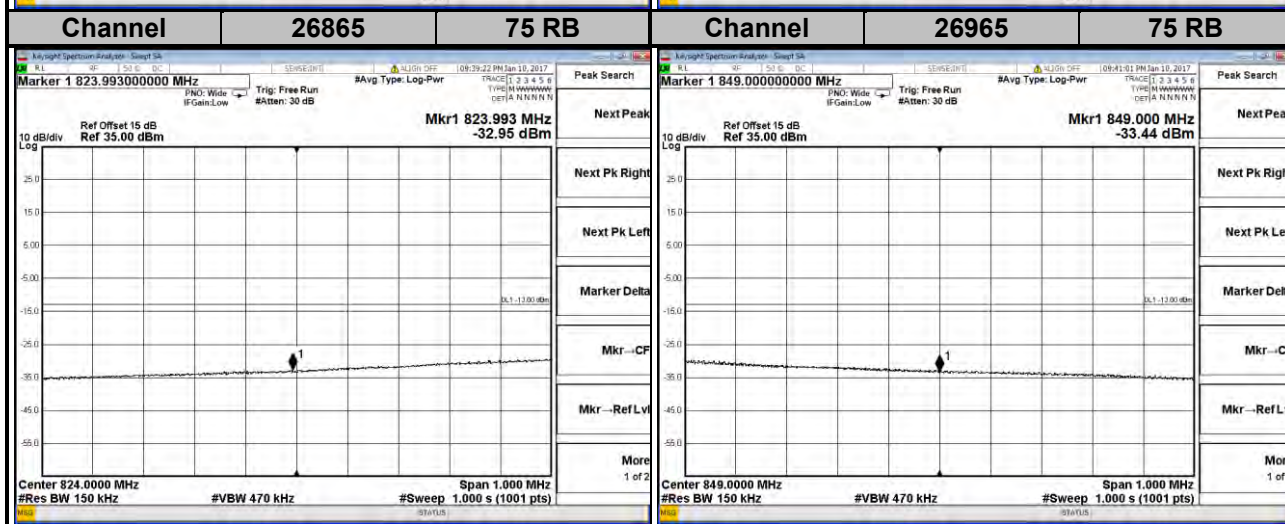
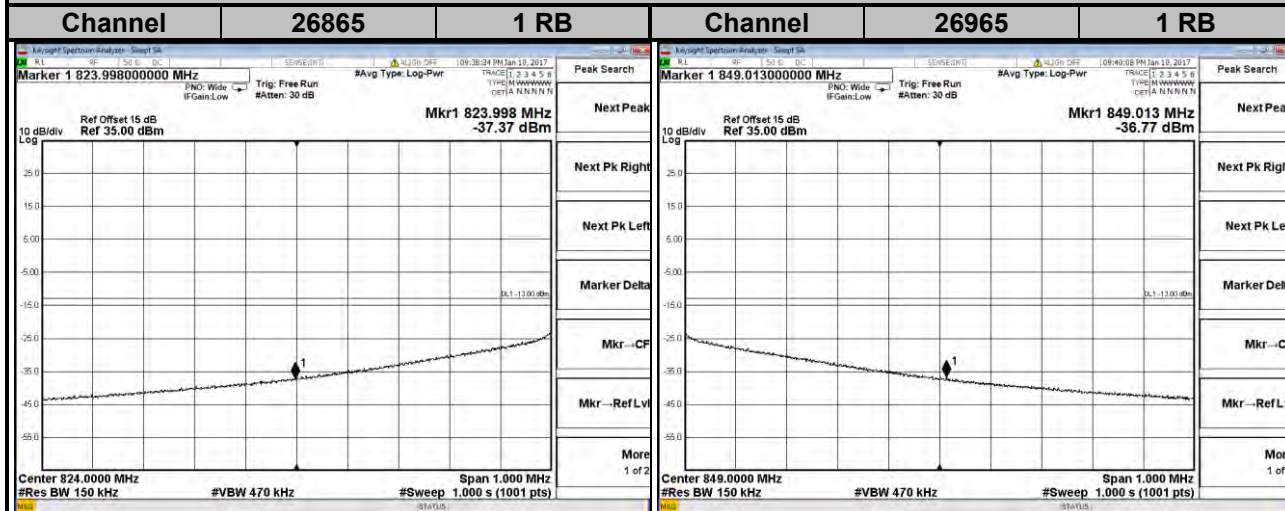


### LTE Band 26

**Channel Bandwidth: 10 MHz**



**LTE Band 26**  
**Channel Bandwidth: 15 MHz**

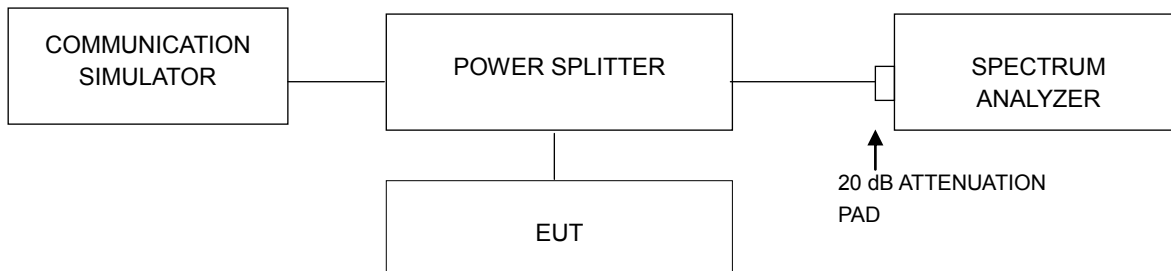


## 4.5 Peak to Average Ratio

### 4.5.1 Limits of Peak to Average Ratio Measurement

In measuring transmissions in this band using an average power technique, the peak to-average ratio (PAR) of the transmission may not exceed 13 dB.

### 4.5.2 Test Setup

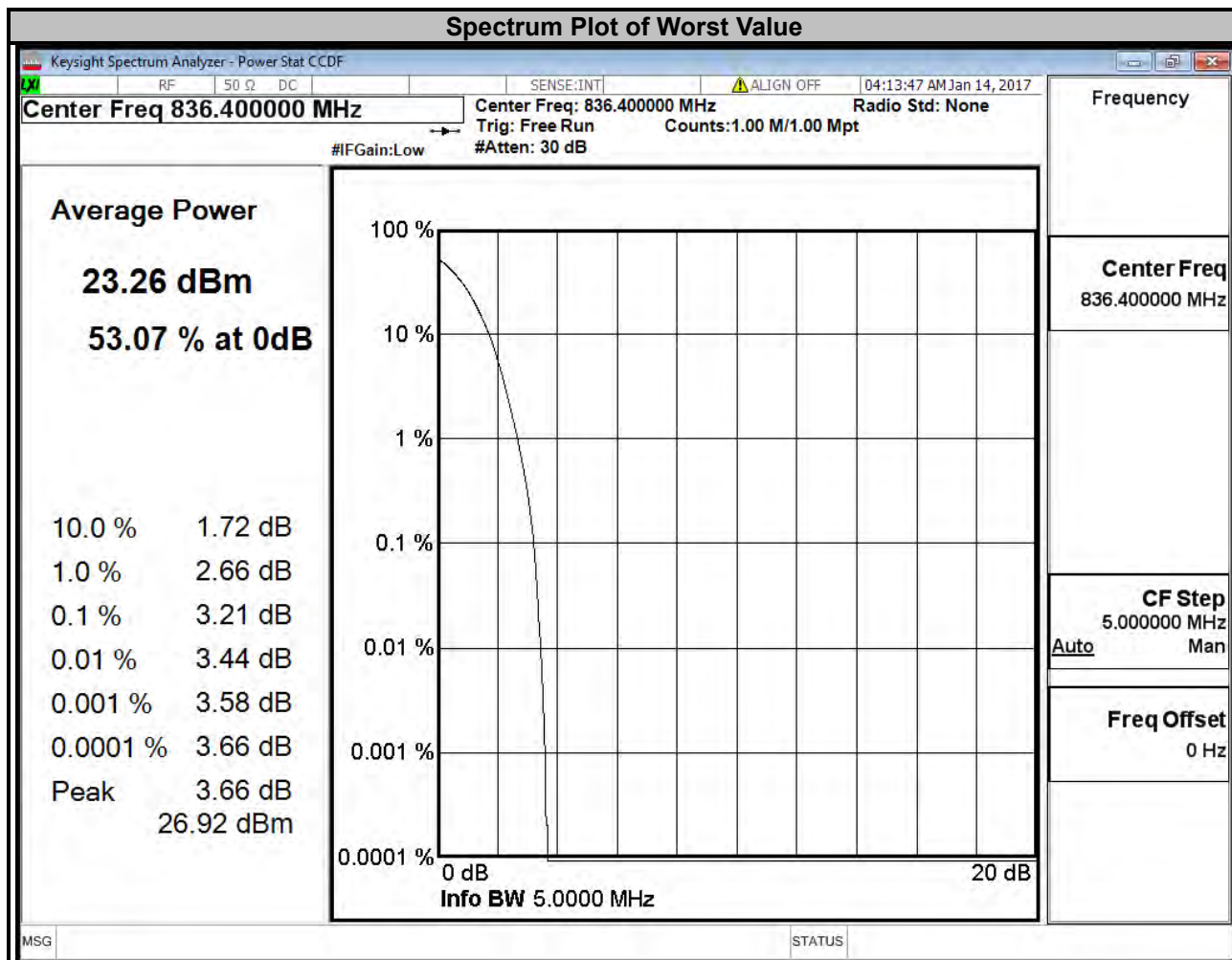


### 4.5.3 Test Procedures

1. Set resolution/measurement bandwidth  $\geq$  signal's occupied bandwidth;
2. Set the number of counts to a value that stabilizes the measured CCDF curve;
3. Record the maximum PAPR level associated with a probability of 0.1 %.

4.5.4 Test Results

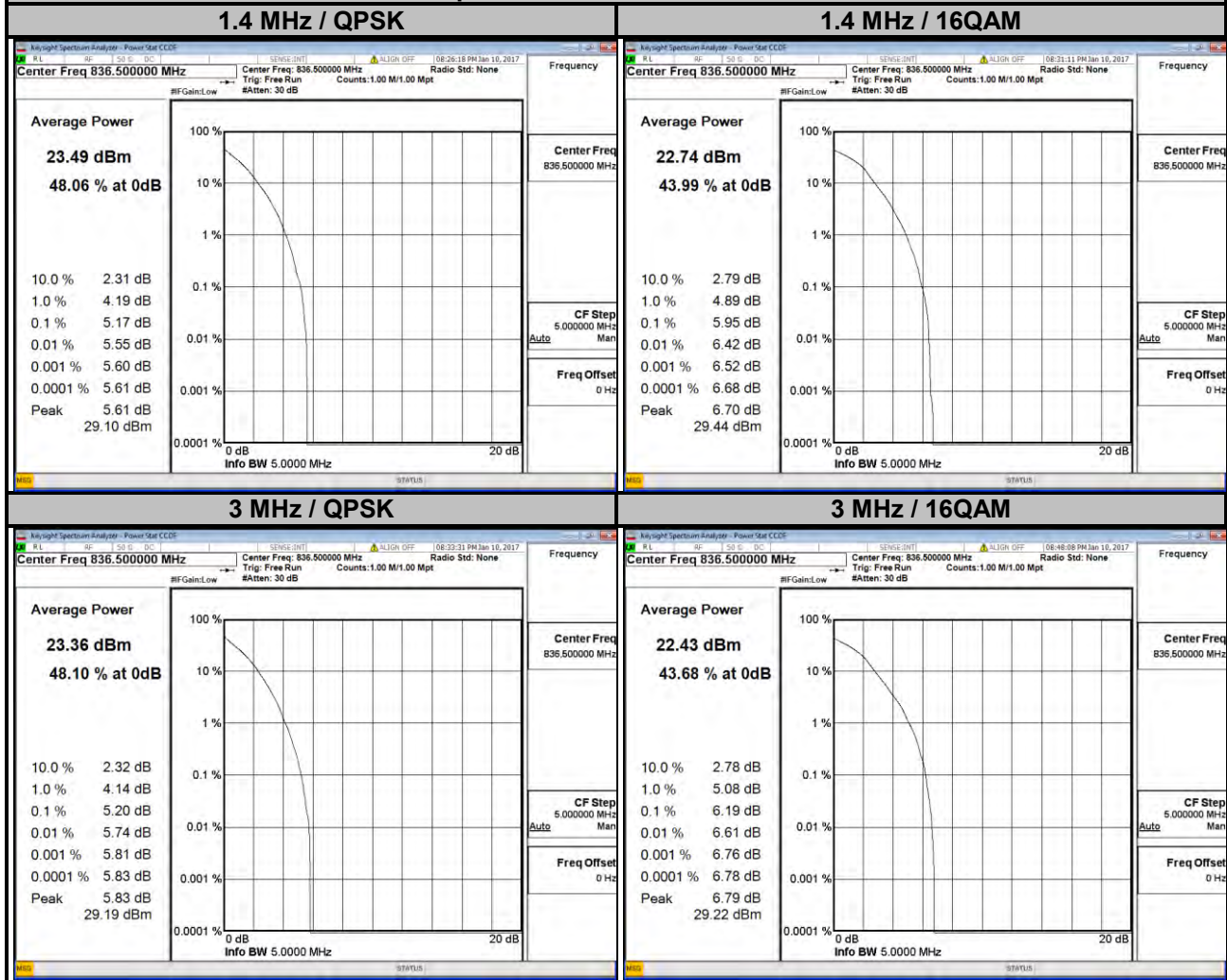
| Channel | Frequency (MHz) | Peak to Average Ratio (dB) |
|---------|-----------------|----------------------------|
|         |                 | WCDMA                      |
| 4132    | 826.4           | 3.06                       |
| 4182    | 836.4           | 3.21                       |
| 4233    | 846.6           | 2.84                       |



### LTE Band 5

| Channel Bandwidth: 1.4 MHz |                 |                            |       | Channel Bandwidth: 3 MHz |                 |                            |       |
|----------------------------|-----------------|----------------------------|-------|--------------------------|-----------------|----------------------------|-------|
| Channel                    | Frequency (MHz) | Peak to Average Ratio (dB) |       | Channel                  | Frequency (MHz) | Peak to Average Ratio (dB) |       |
|                            |                 | QPSK                       | 16QAM |                          |                 | QPSK                       | 16QAM |
| 20407                      | 824.7           | 5.10                       | 5.83  | 20415                    | 825.5           | 5.09                       | 5.89  |
| 20525                      | 836.5           | 5.17                       | 5.95  | 20525                    | 836.5           | 5.20                       | 6.19  |
| 20643                      | 848.3           | 4.66                       | 5.50  | 20635                    | 847.5           | 4.53                       | 5.18  |

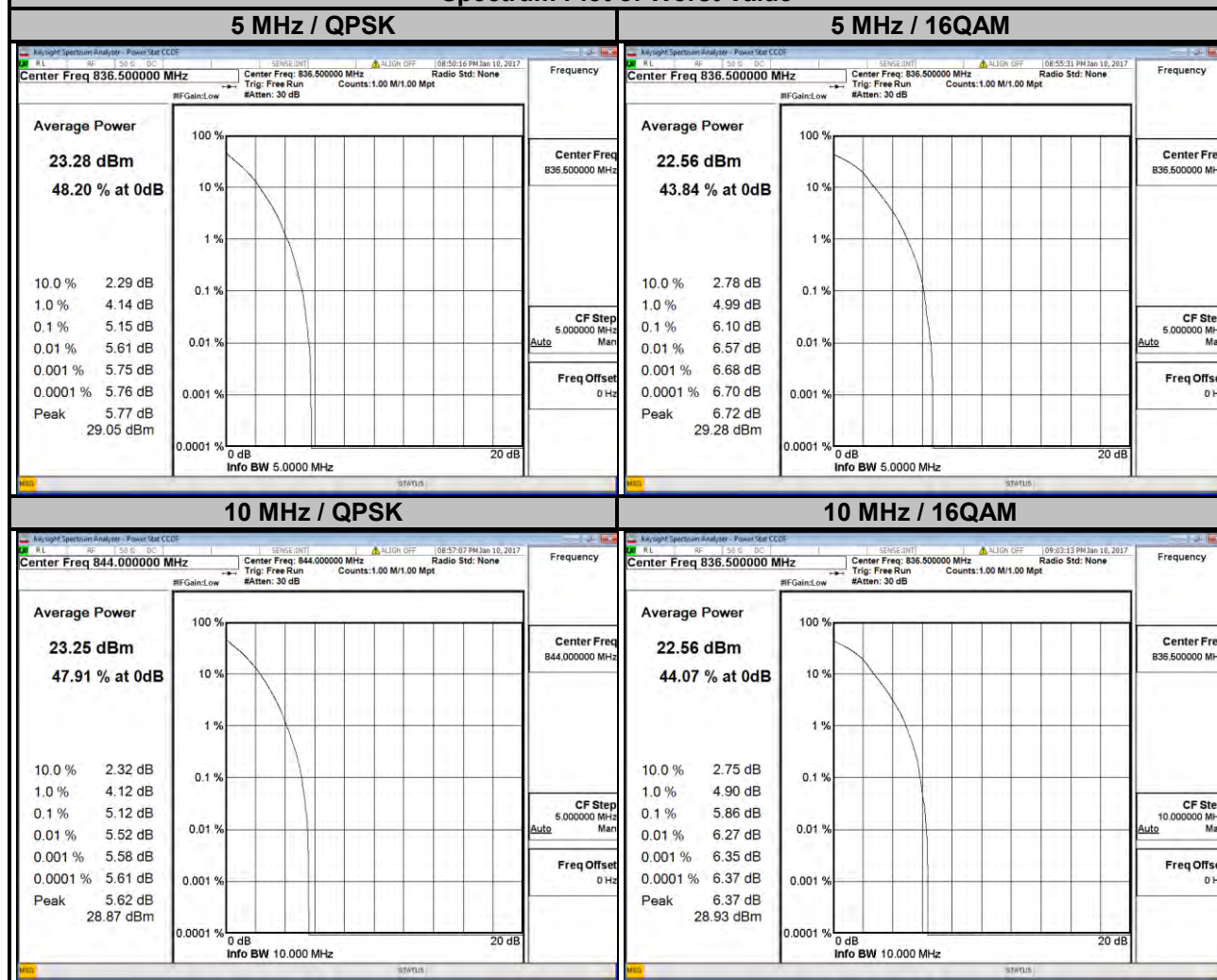
### Spectrum Plot of Worst Value



### LTE Band 5

| Channel Bandwidth: 5 MHz |                 |                            |       | Channel Bandwidth: 10 MHz |                 |                            |       |
|--------------------------|-----------------|----------------------------|-------|---------------------------|-----------------|----------------------------|-------|
| Channel                  | Frequency (MHz) | Peak to Average Ratio (dB) |       | Channel                   | Frequency (MHz) | Peak to Average Ratio (dB) |       |
|                          |                 | QPSK                       | 16QAM |                           |                 | QPSK                       | 16QAM |
| 20425                    | 826.5           | 5.05                       | 5.83  | 20450                     | 829.0           | 5.08                       | 5.85  |
| 20525                    | 836.5           | 5.15                       | 6.10  | 20525                     | 836.5           | 5.03                       | 5.86  |
| 20625                    | 846.5           | 4.48                       | 5.23  | 20600                     | 844.0           | 5.12                       | 5.84  |

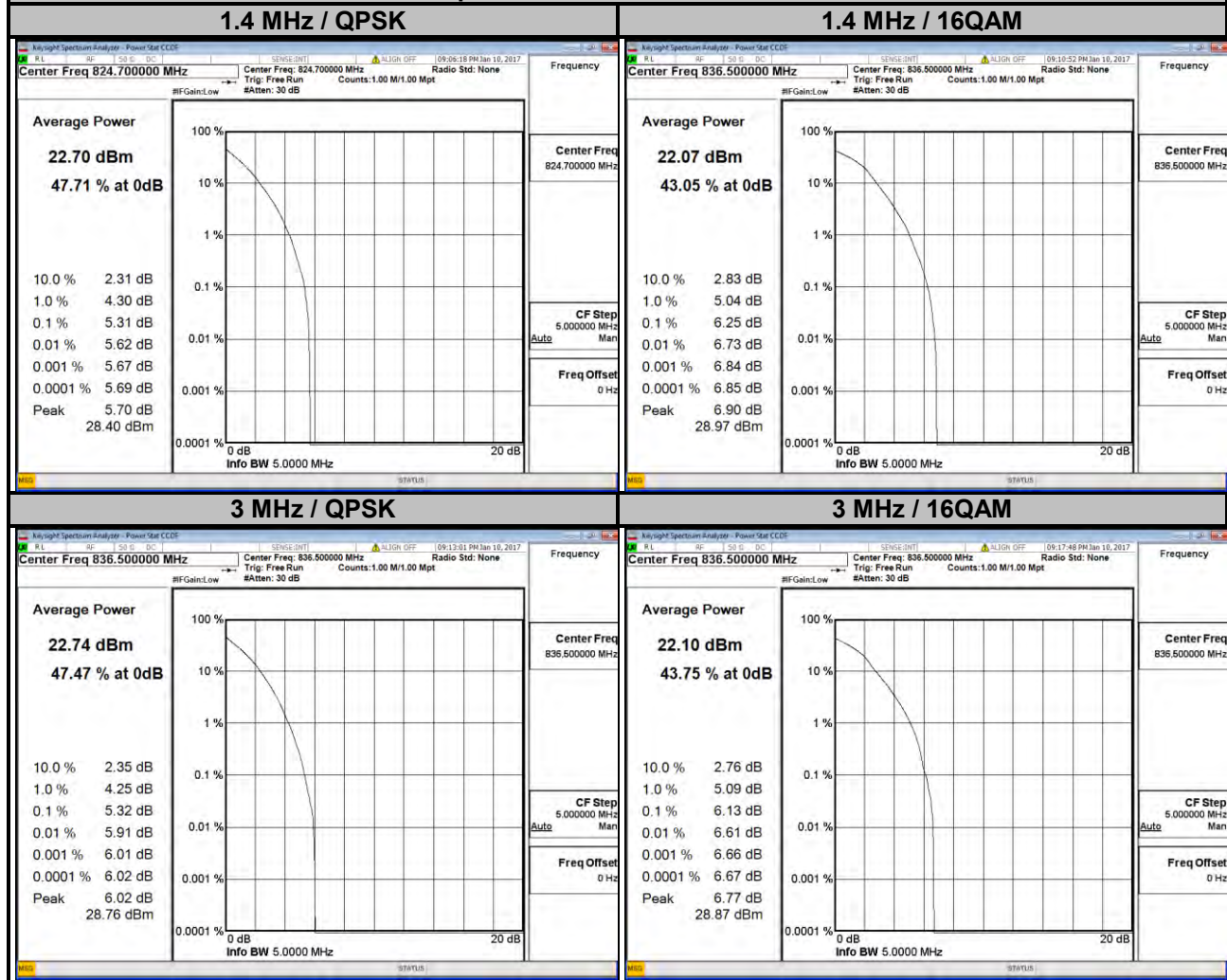
### Spectrum Plot of Worst Value



### LTE Band 26

| Channel Bandwidth: 1.4 MHz |                 |                            |       | Channel Bandwidth: 3 MHz |                 |                            |       |
|----------------------------|-----------------|----------------------------|-------|--------------------------|-----------------|----------------------------|-------|
| Channel                    | Frequency (MHz) | Peak to Average Ratio (dB) |       | Channel                  | Frequency (MHz) | Peak to Average Ratio (dB) |       |
|                            |                 | QPSK                       | 16QAM |                          |                 | QPSK                       | 16QAM |
| 26797                      | 824.7           | 5.31                       | 5.99  | 26805                    | 825.5           | 5.30                       | 6.03  |
| 26915                      | 836.5           | 5.28                       | 6.25  | 26915                    | 836.5           | 5.32                       | 6.13  |
| 27033                      | 848.3           | 5.01                       | 5.77  | 27025                    | 847.5           | 4.87                       | 5.51  |

### Spectrum Plot of Worst Value

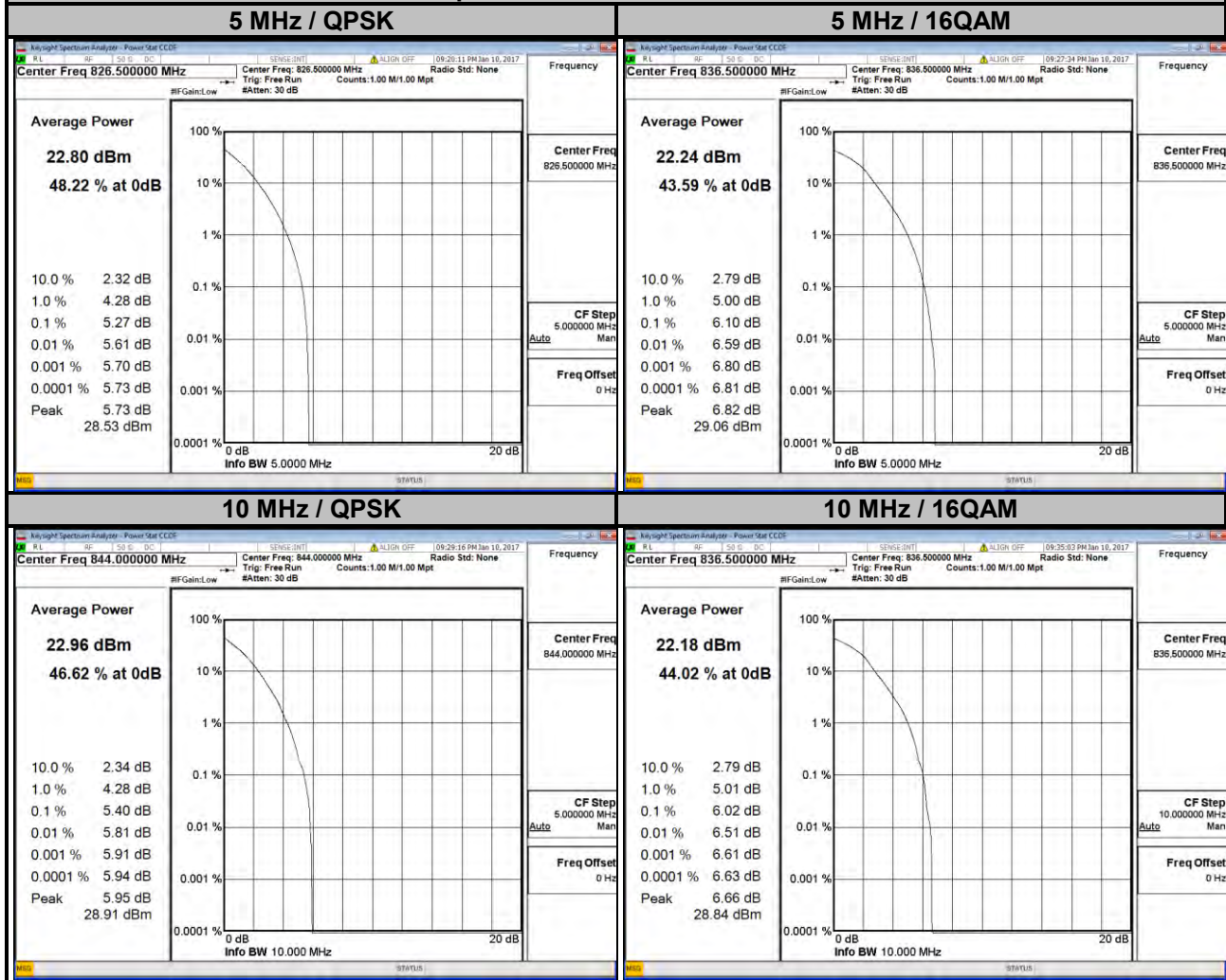




### LTE Band 26

| Channel Bandwidth: 5 MHz |                 |                            |       | Channel Bandwidth: 10 MHz |                 |                            |       |
|--------------------------|-----------------|----------------------------|-------|---------------------------|-----------------|----------------------------|-------|
| Channel                  | Frequency (MHz) | Peak to Average Ratio (dB) |       | Channel                   | Frequency (MHz) | Peak to Average Ratio (dB) |       |
|                          |                 | QPSK                       | 16QAM |                           |                 | QPSK                       | 16QAM |
| 26815                    | 826.5           | 5.27                       | 5.98  | 26840                     | 829.0           | 5.28                       | 5.94  |
| 26915                    | 836.5           | 5.25                       | 6.10  | 26915                     | 836.5           | 5.25                       | 6.02  |
| 27015                    | 846.5           | 4.81                       | 5.46  | 26990                     | 844.0           | 5.40                       | 6.01  |

### Spectrum Plot of Worst Value

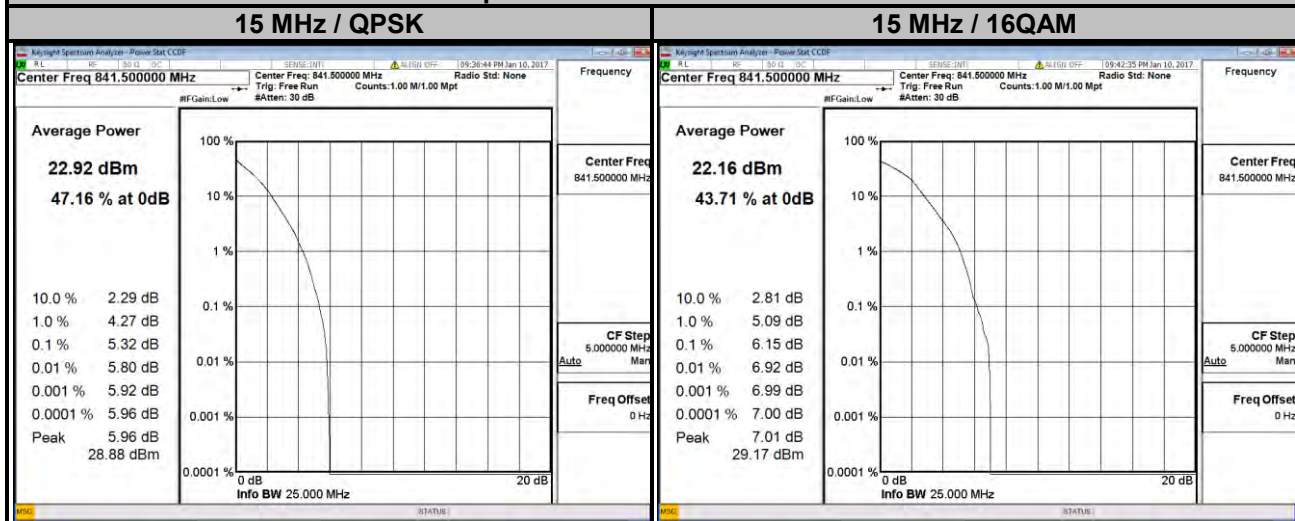


### LTE Band 26

Channel Bandwidth: 15 MHz

| Channel | Frequency (MHz) | Peak to Average Ratio (dB) |       |
|---------|-----------------|----------------------------|-------|
|         |                 | QPSK                       | 16QAM |
| 26865   | 831.5           | 5.27                       | 5.75  |
| 26915   | 836.5           | 5.13                       | 5.71  |
| 26965   | 841.5           | 5.32                       | 6.15  |

### Spectrum Plot of Worst Value

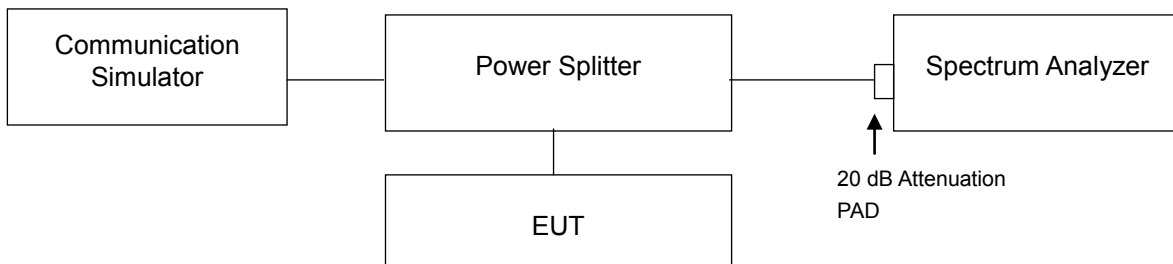


## 4.6 Conducted Spurious Emissions

### 4.6.1 Limits of Conducted Spurious Emissions Measurement

The power of any emission outside of the authorized operating frequency ranges must be attenuated below the transmitting power (P) by a factor of at least  $43 + 10 \log(P)$  dB. The emission limit equal to  $-13$  dBm.

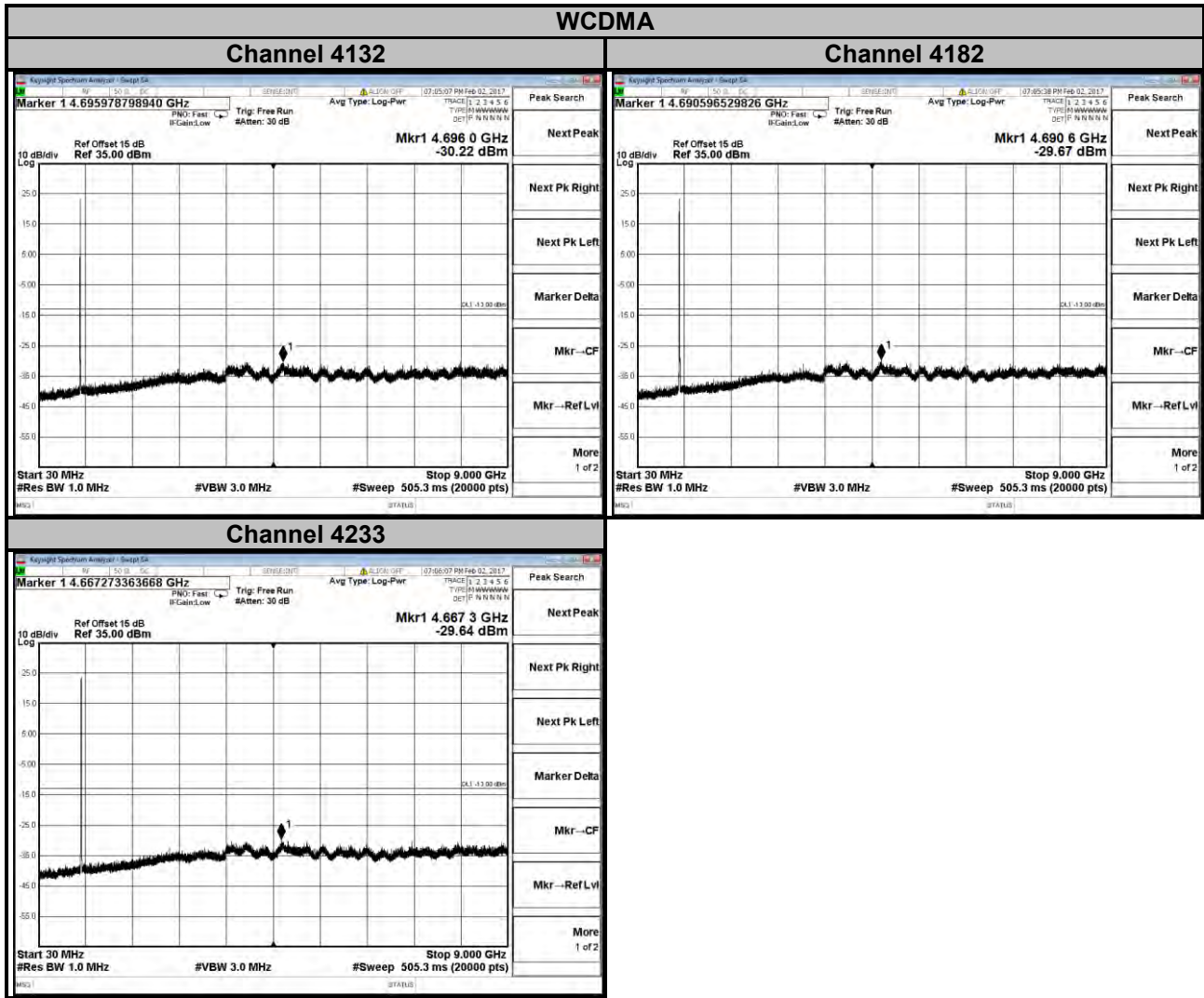
### 4.6.2 Test Setup



### 4.6.3 Test Procedure

- The EUT makes a phone call to the communication simulator. All measurements were done at low, middle and high operational frequency range.
- Measuring frequency range is from 9 kHz to 9 GHz. 20 dB attenuation pad is connected with spectrum. RBW=1 MHz and VBW=3 MHz is used for conducted emission measurement.

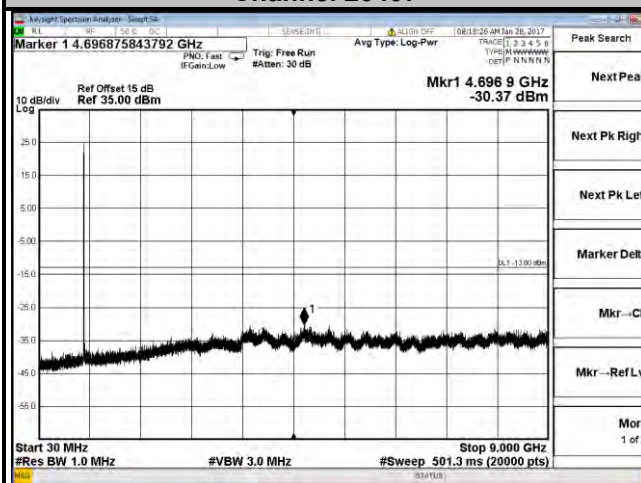
4.6.4 Test Results



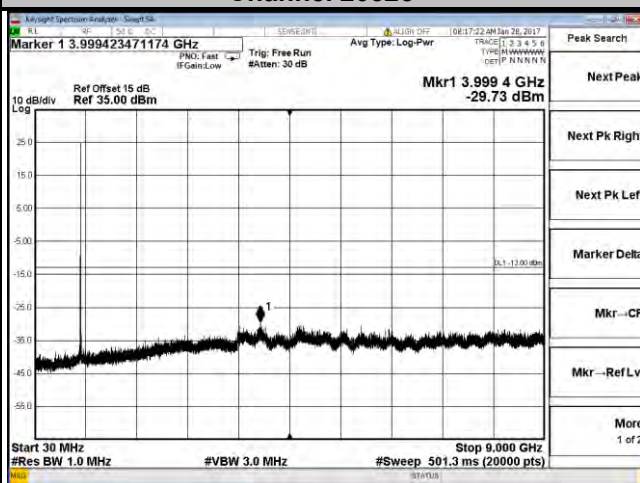
LTE Band 5

Channel Bandwidth: 1.4 MHz

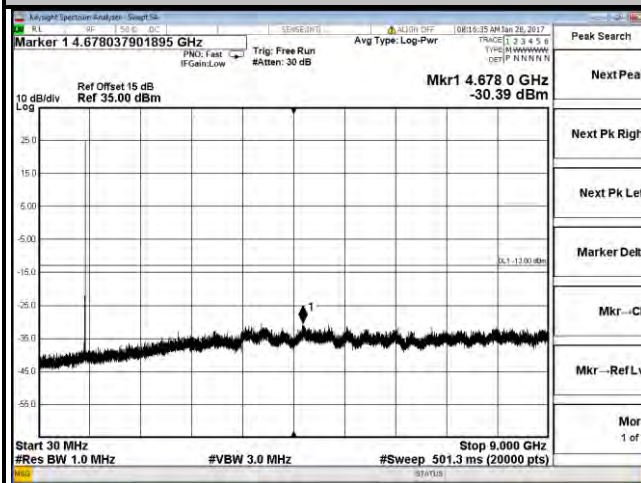
Channel 20407



Channel 20525

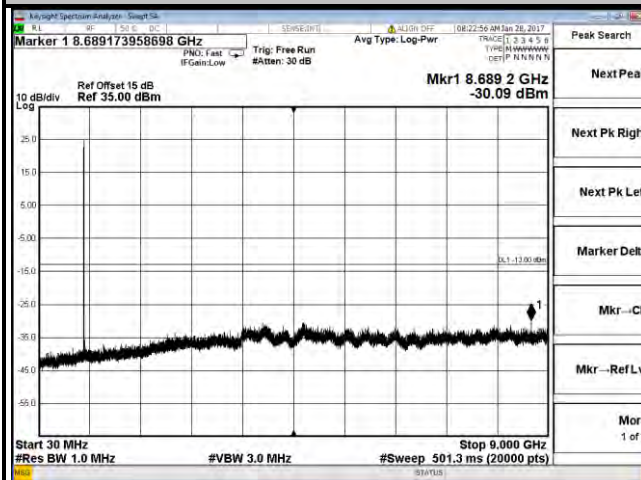


Channel 20643

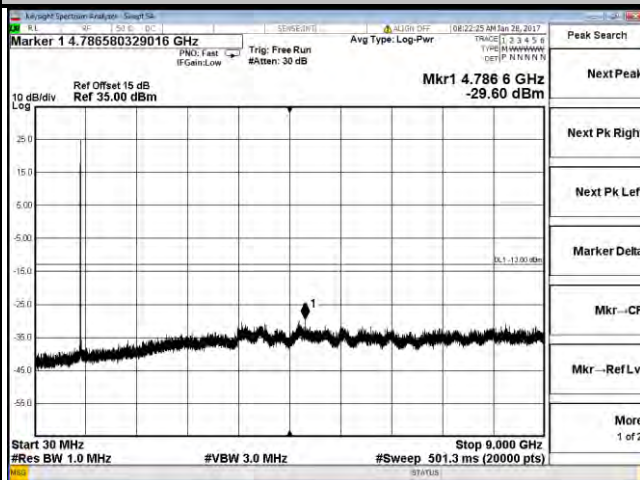


**LTE Band 5**  
**Channel Bandwidth: 3 MHz**

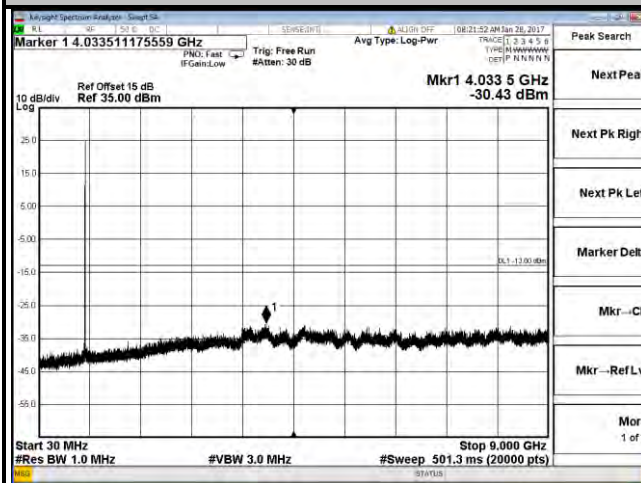
**Channel 20415**



**Channel 20525**



**Channel 20635**

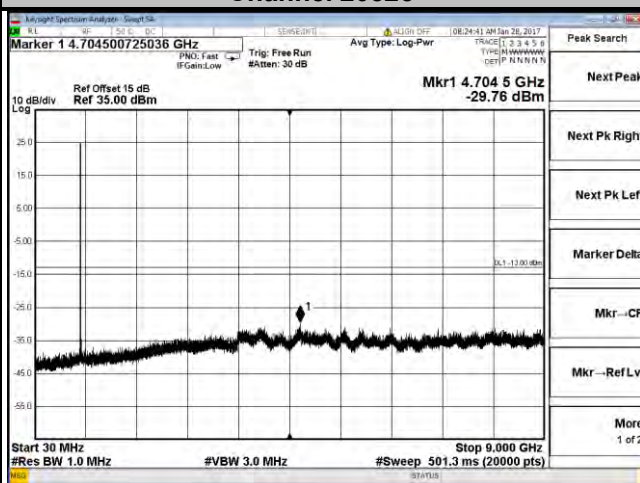
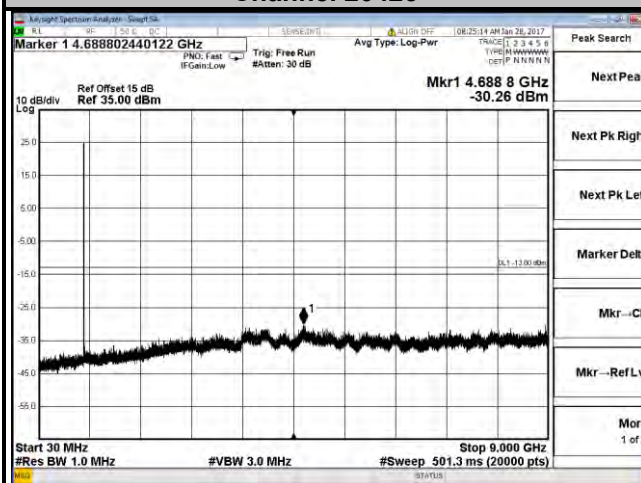


LTE Band 5

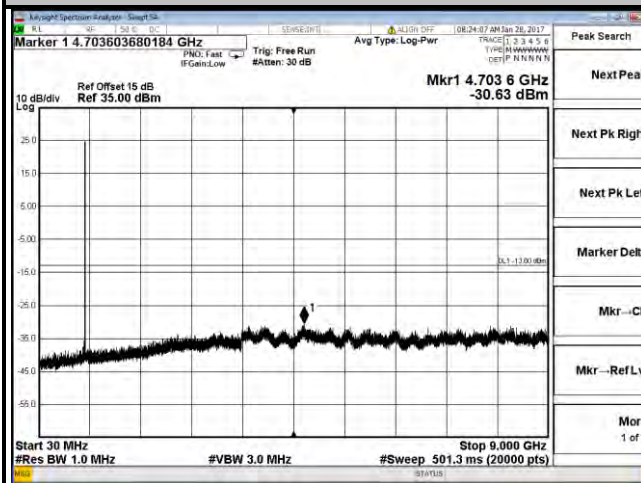
Channel Bandwidth: 5 MHz

Channel 20425

Channel 20525



Channel 20625

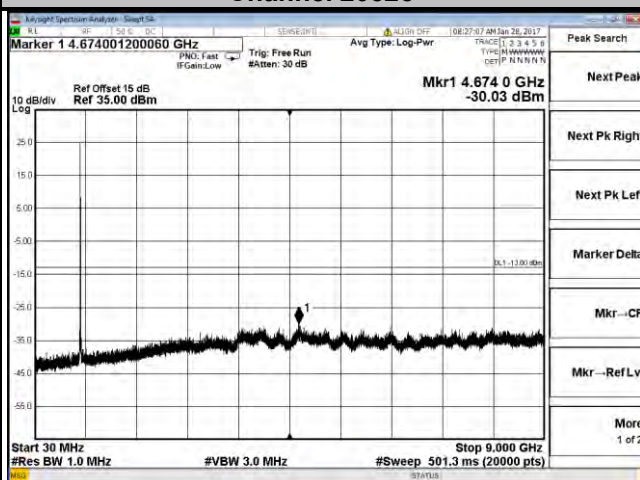
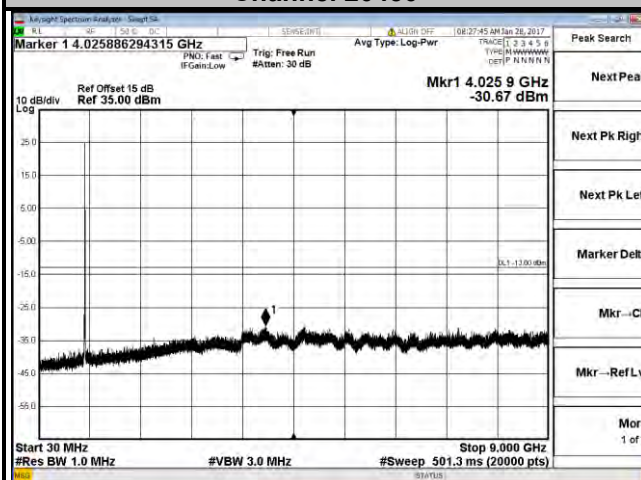


LTE Band 5

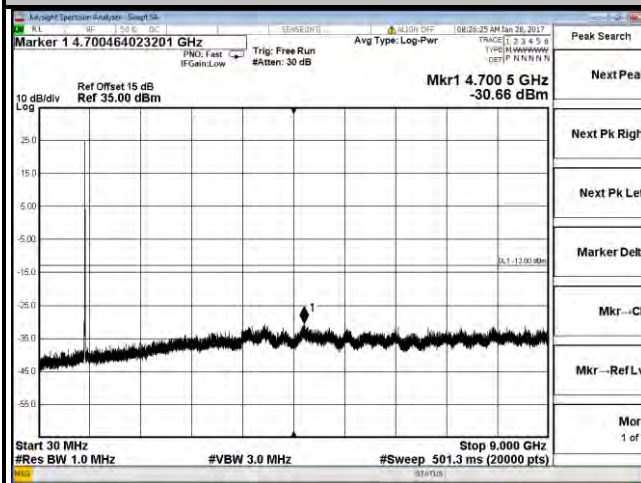
Channel Bandwidth: 10 MHz

Channel 20450

Channel 20525



Channel 20600

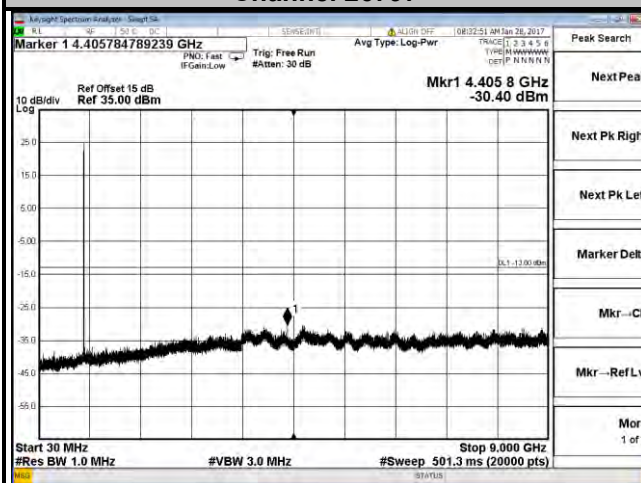




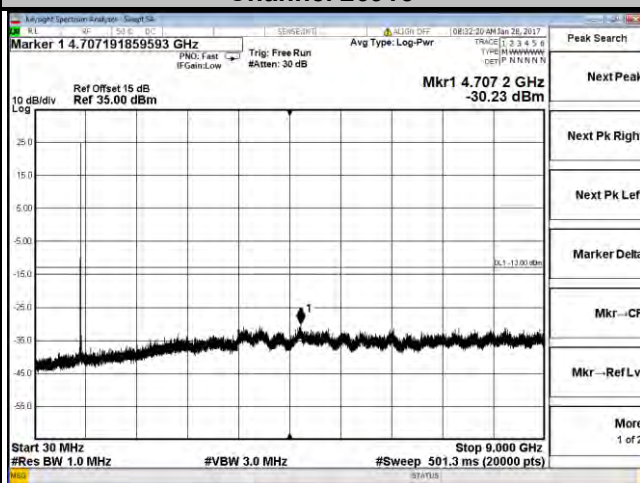
### LTE Band 26

Channel Bandwidth: 1.4 MHz

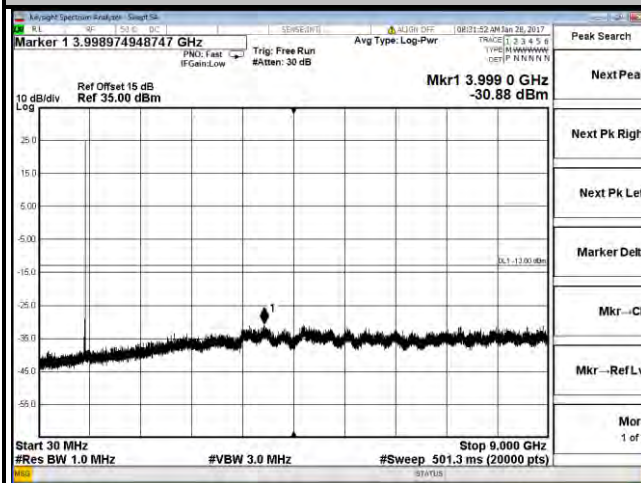
#### Channel 26797



#### Channel 26915



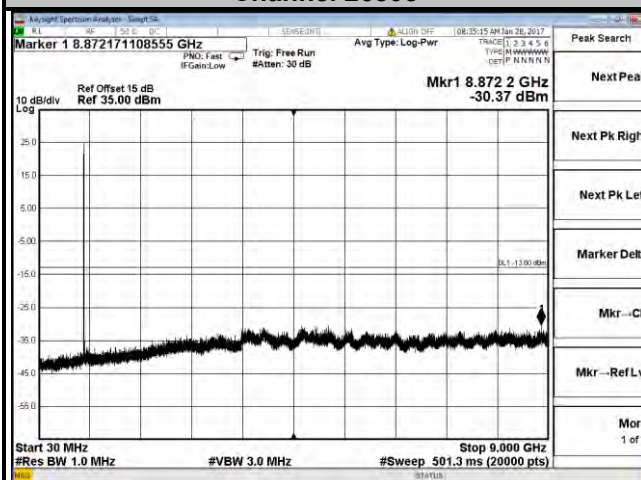
#### Channel 27033



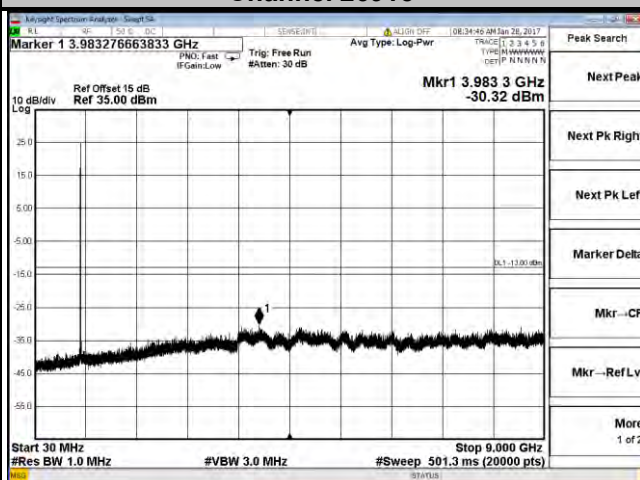
### LTE Band 26

Channel Bandwidth: 3 MHz

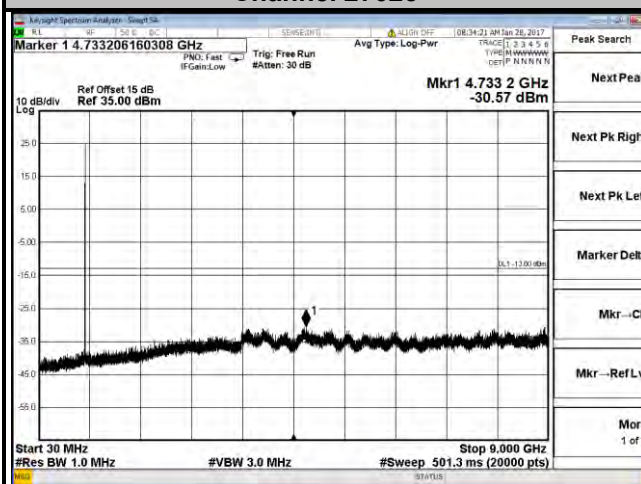
#### Channel 26805



#### Channel 26915

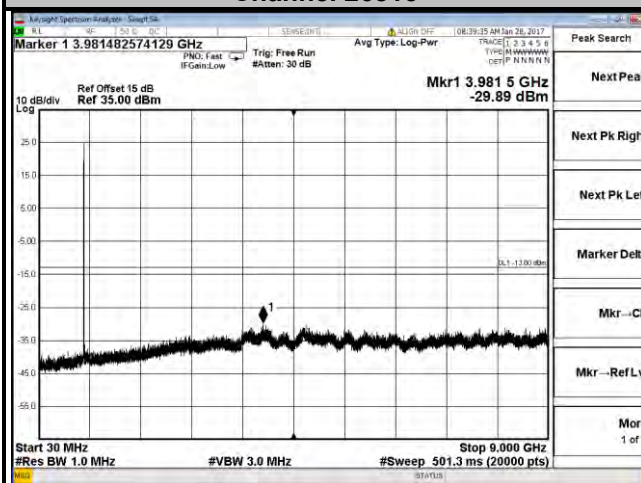


#### Channel 27025

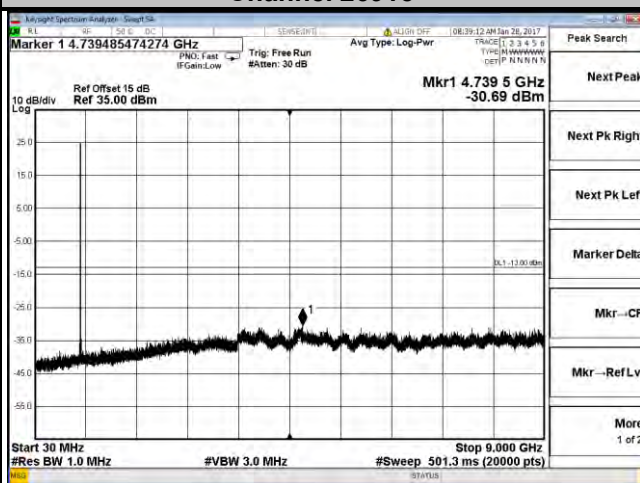


LTE Band 26  
Channel Bandwidth: 5 MHz

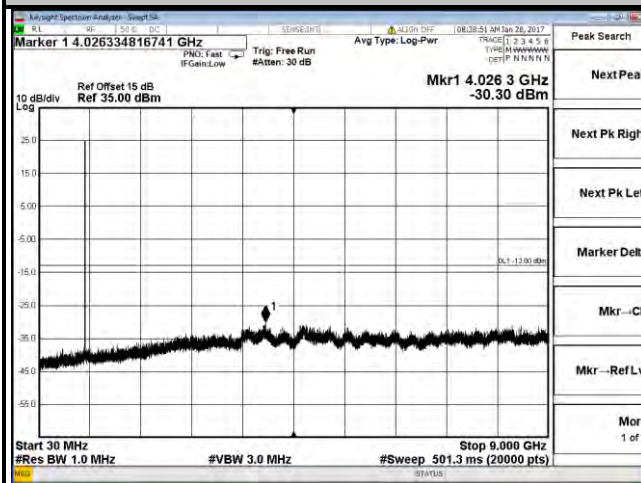
Channel 26815



Channel 26915



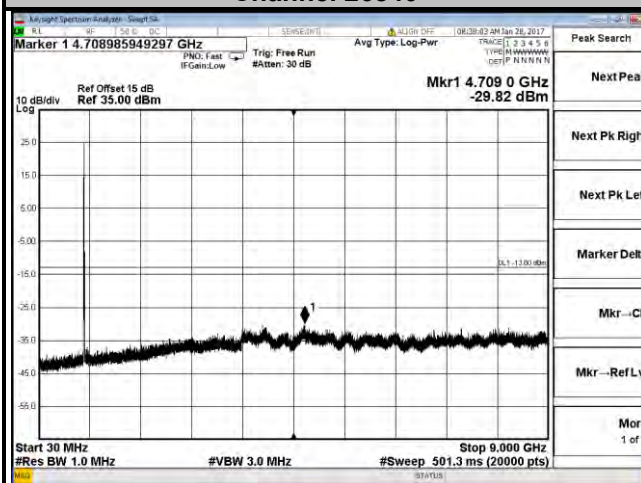
Channel 27015



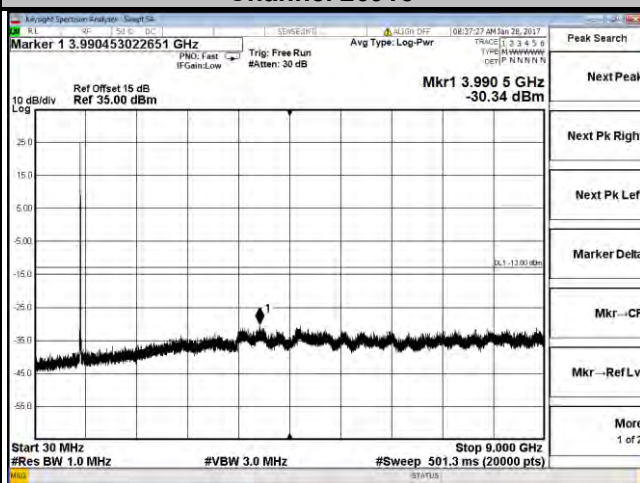
### LTE Band 26

Channel Bandwidth: 10 MHz

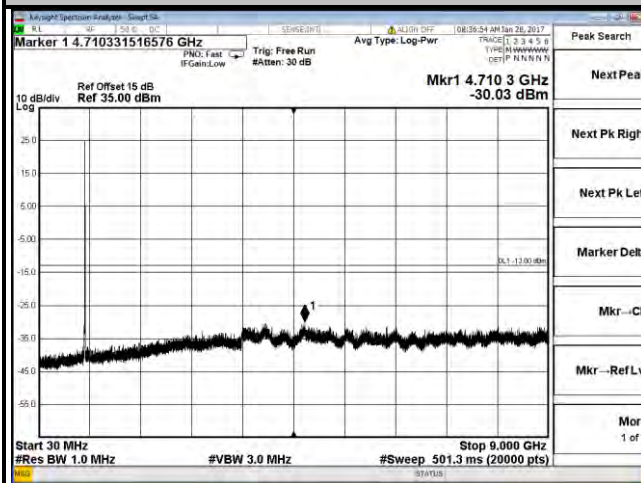
#### Channel 26840



#### Channel 26915



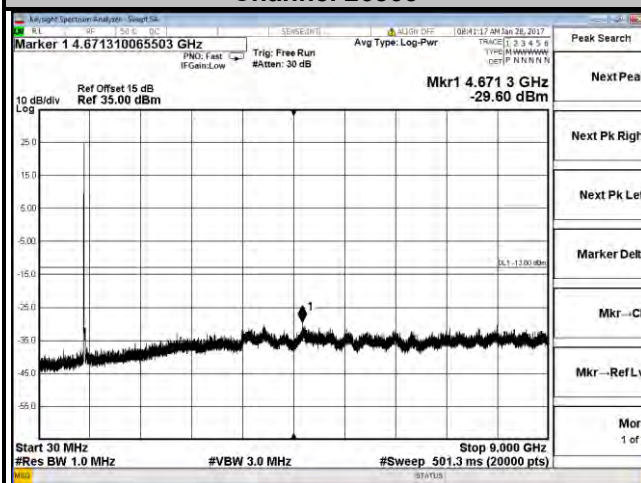
#### Channel 26990



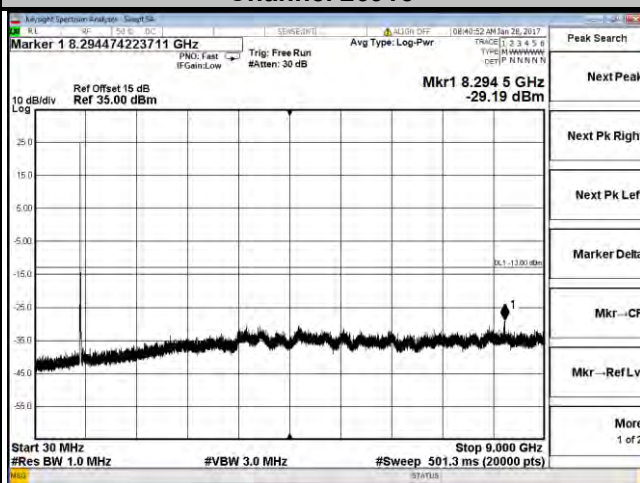
### LTE Band 26

Channel Bandwidth: 15 MHz

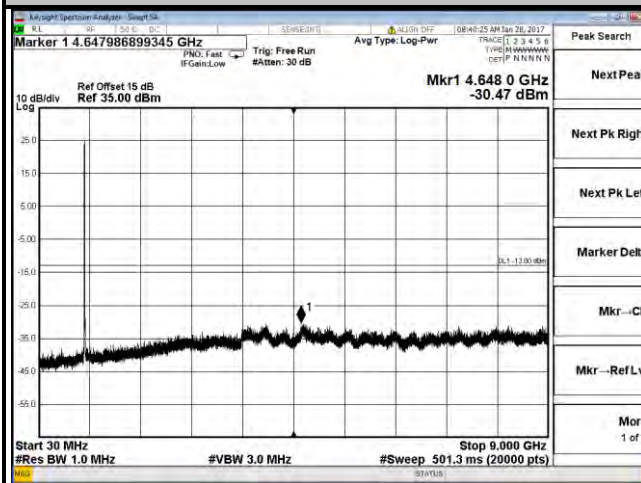
#### Channel 26865



#### Channel 26915



#### Channel 26965



## 4.7 Radiated Emission Measurement

### 4.7.1 Limits of Radiated Emission Measurement

The power of any emission outside of the authorized operating frequency ranges must be attenuated below the transmitting power (P) by a factor of at least  $43 + 10 \log(P)$  dB. The emission limit is equal to -13 dBm.

### 4.7.2 Test Procedure

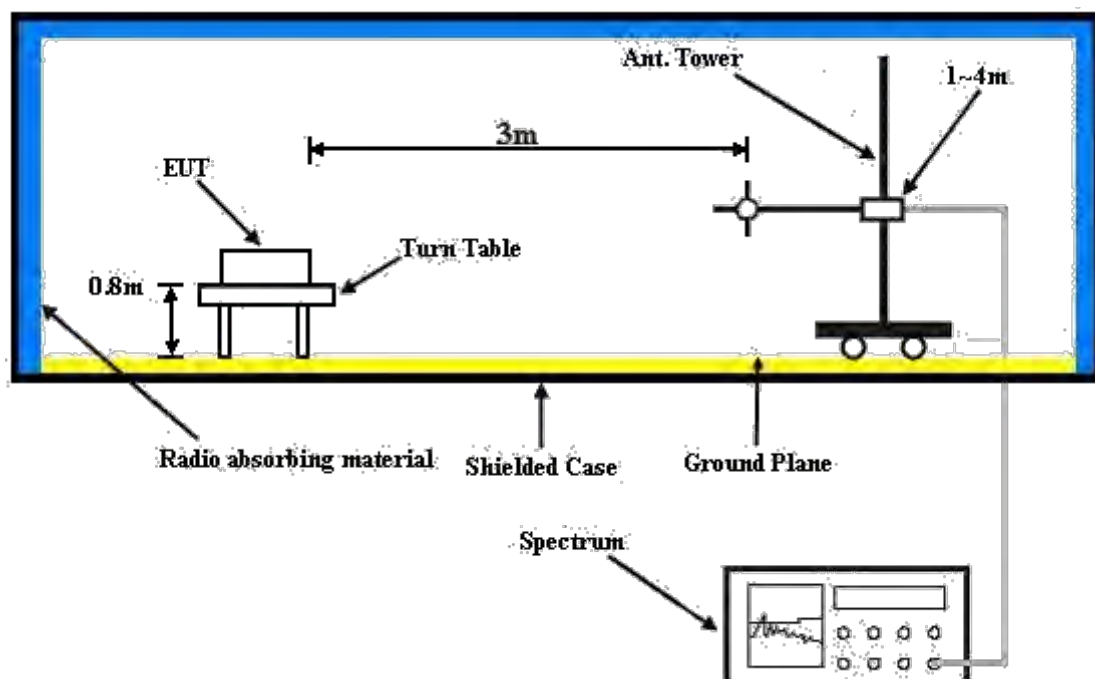
- Substitution method is used for E.I.R.P measurement. In the semi-anechoic chamber, EUT placed on the 0.8 m height of Turn Table, rotated the table around 360 degrees to search the maximum radiation power and receiver antenna shall be rotated vertical and horizontal polarization and moved height from 1 m to 4 m to find the maximum polar radiated power. The "Read Value" is the spectrum reading the maximum power value.
- The substitution horn antenna is substituted for EUT at the same position and signals generator export the CW signal to the substitution antenna via a TX cable. Rotated the Turn Table and moved receiving antenna to find the maximum radiation power. Adjust output power level of S.G to get a Value of spectrum reading equal to "Read Value" of step a. Record the power level of S.G
- EIRP = Output power level of S.G – TX cable loss + Antenna gain of substitution horn.
- E.R.P power can be calculated form E.I.R.P power by subtracting the gain of dipole, E.R.P power = E.I.P.R power - 2.15 dBi.

**NOTE:** The resolution bandwidth and video bandwidth of test receiver/spectrum analyzer is 1 MHz/3 MHz.

### 4.7.3 Deviation from Test Standard

No deviation.

### 4.7.4 Test Setup



For the actual test configuration, please refer to the attached file (Test Setup Photo).

4.7.5 Test Results

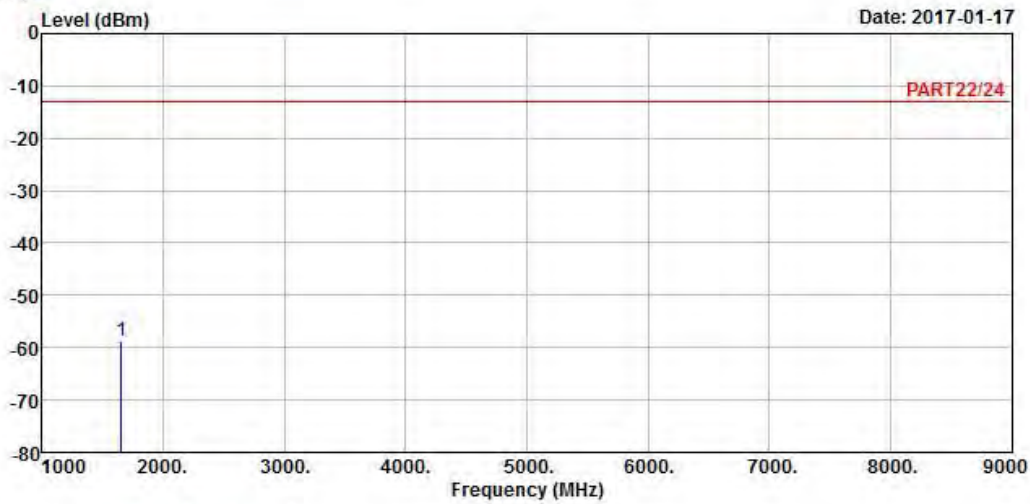
WCDMA:  
Low Channel



Bureau Veritas Consumer Products Services Ltd., Taoyuan Branch

A D T

Data: 3



Site : 966 Chamber 5  
 Condition: PART22/24 HORIZONTAL  
 Remak : WCDMA Band V\_L-CH Link  
 Tested by: Gavin Wu

| Freq         | Level  | Read Level | Limit Line | Over Limit | Factor | Remark |
|--------------|--------|------------|------------|------------|--------|--------|
| MHz          | dBm    | dBm        | dBm        | dB         | dB     |        |
| 1 pp 1649.40 | -58.72 | -43.99     | -13.00     | -45.72     | -14.73 | Peak   |

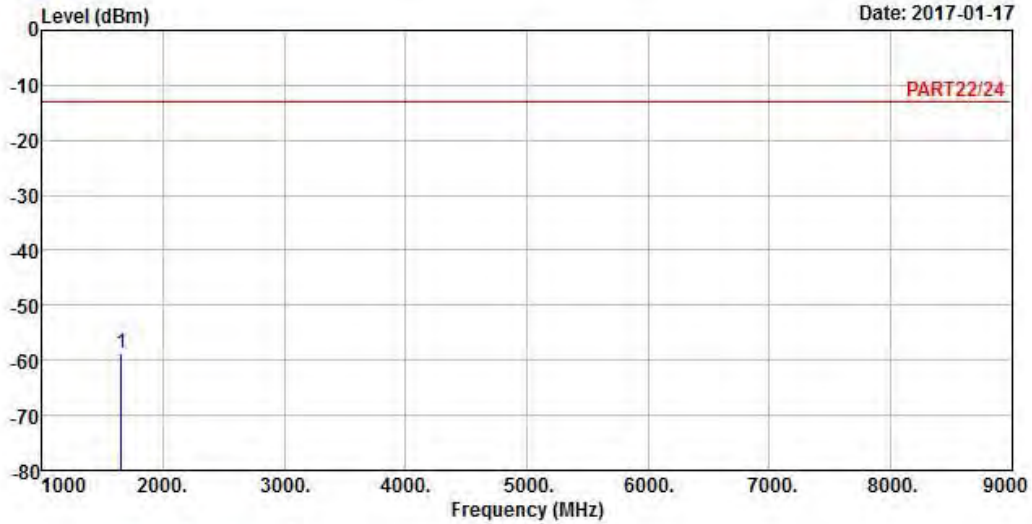


Bureau Veritas Consumer Products Services Ltd., Taoyuan Branch

A D T

Data: 4

Date: 2017-01-17



Site : 966 Chamber 5  
 Condition: PART22/24 VERTICAL  
 Remak : WCDMA Band V\_L-CH Link  
 Tested by: Gavin Wu

| Freq         | Level  | Read Level | Limit Line | Over Limit | Factor | Remark |
|--------------|--------|------------|------------|------------|--------|--------|
| MHz          | dBm    | dBm        | dBm        | dB         | dB     |        |
| 1 pp 1649.40 | -58.63 | -43.90     | -13.00     | -45.63     | -14.73 | Peak   |



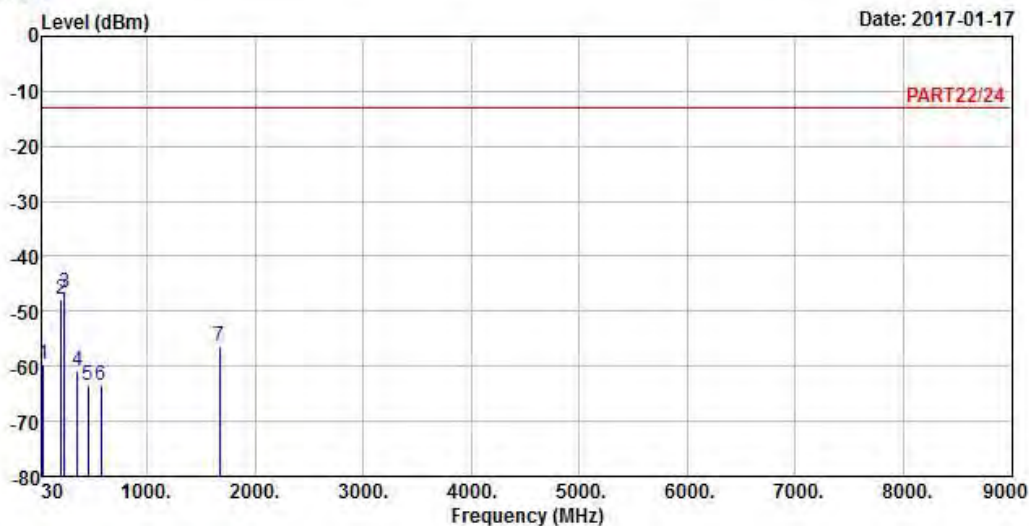
Middle Channel



Bureau Veritas Consumer Products Services Ltd., Taoyuan Branch

A D T

Data: 5



Site : 966 Chamber 5  
 Condition: PART22/24 HORIZONTAL  
 Remak : WCDMA Band V\_M-CH Link  
 Tested by: Gavin Wu

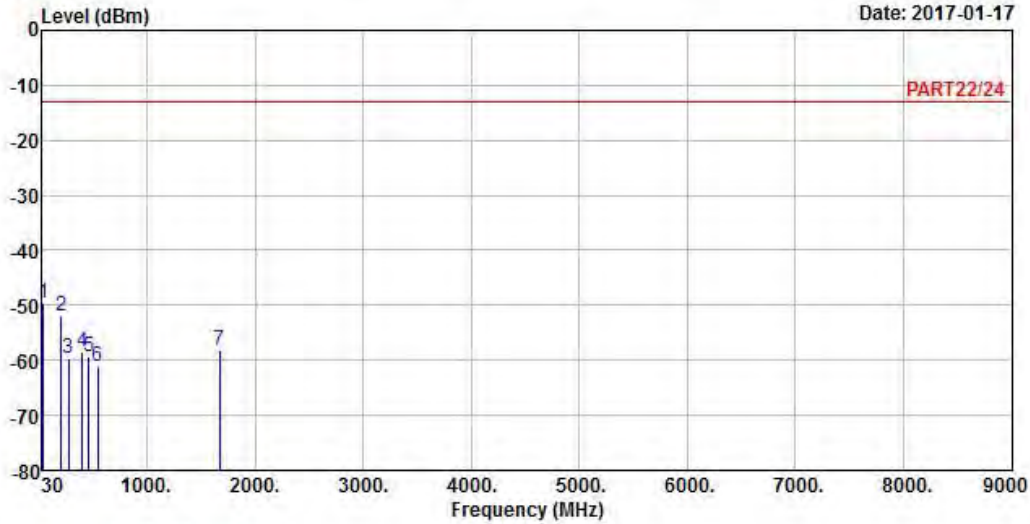
|      | Freq    | Level  | Read Level | Limit Line | Over Limit | Factor | Remark |
|------|---------|--------|------------|------------|------------|--------|--------|
|      | MHz     | dBm    | dBm        | dBm        | dB         | dB     |        |
| 1    | 41.64   | -59.71 | -59.30     | -13.00     | -46.71     | -0.41  | Peak   |
| 2    | 205.57  | -47.91 | -40.12     | -13.00     | -34.91     | -7.79  | Peak   |
| 3 pp | 238.55  | -46.60 | -40.14     | -13.00     | -33.60     | -6.46  | Peak   |
| 4    | 358.83  | -60.77 | -54.58     | -13.00     | -47.77     | -6.19  | Peak   |
| 5    | 452.92  | -63.43 | -57.93     | -13.00     | -50.43     | -5.50  | Peak   |
| 6    | 572.23  | -63.37 | -61.45     | -13.00     | -50.37     | -1.92  | Peak   |
| 7    | 1672.80 | -56.43 | -41.75     | -13.00     | -43.43     | -14.68 | Peak   |



A D T

Data: 6

Date: 2017-01-17



Site : 966 Chamber 5  
 Condition: PART22/24 VERTICAL  
 Remak : WCDMA Band V\_M-CH Link  
 Tested by: Gavin Wu

|      | Freq    | Level  | Read Level | Limit Line | Over Limit | Factor | Remark |
|------|---------|--------|------------|------------|------------|--------|--------|
|      | MHz     | dBm    | dBm        | dBm        | dB         | dB     |        |
| 1 pp | 41.64   | -49.73 | -49.32     | -13.00     | -36.73     | -0.41  | Peak   |
| 2    | 207.51  | -51.90 | -44.19     | -13.00     | -38.90     | -7.71  | Peak   |
| 3    | 274.44  | -59.66 | -53.17     | -13.00     | -46.66     | -6.49  | Peak   |
| 4    | 400.54  | -58.50 | -52.56     | -13.00     | -45.50     | -5.94  | Peak   |
| 5    | 462.62  | -59.34 | -54.02     | -13.00     | -46.34     | -5.32  | Peak   |
| 6    | 547.01  | -60.98 | -58.03     | -13.00     | -47.98     | -2.95  | Peak   |
| 7    | 1672.80 | -58.18 | -43.50     | -13.00     | -45.18     | -14.68 | Peak   |

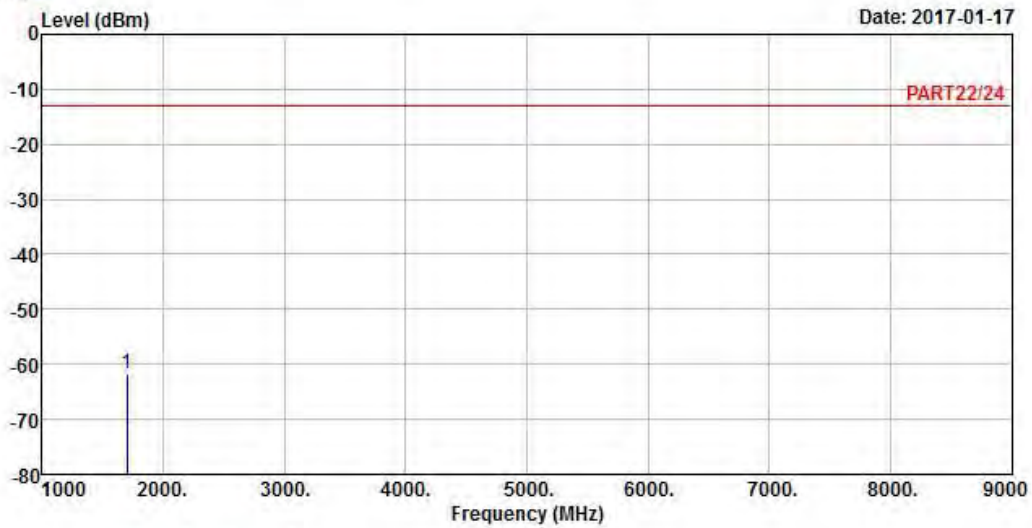
# High Channel



Bureau Veritas Consumer Products Services Ltd., Taoyuan Branch

A D T

Data: 3



Site : 966 Chamber 5  
 Condition: PART22/24 HORIZONTAL  
 Remak : WCDMA Band V\_H-CH Link  
 Tested by: Gavin Wu

| Freq         | Level  | Read Level | Limit Line | Over Limit | Factor | Remark |
|--------------|--------|------------|------------|------------|--------|--------|
| MHz          | dBm    | dBm        | dBm        | dB         | dB     |        |
| 1 pp 1697.60 | -61.60 | -47.07     | -13.00     | -48.60     | -14.53 | Peak   |

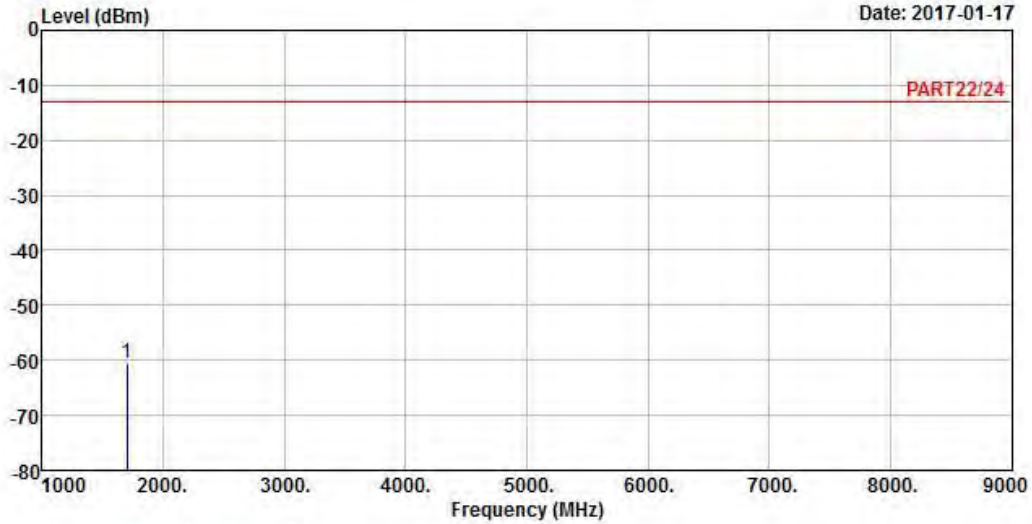


Bureau Veritas Consumer Products Services Ltd., Taoyuan Branch

A D T

Data: 4

Date: 2017-01-17



Site : 966 Chamber 5  
 Condition: PART22/24 VERTICAL  
 Remak : WCDMA Band V\_H-CH Link  
 Tested by: Gavin Wu

| Freq         | Level  | Read Level | Limit Line | Over Limit | Factor | Remark |
|--------------|--------|------------|------------|------------|--------|--------|
| MHz          | dBm    | dBm        | dBm        | dB         | dB     |        |
| 1 pp 1697.60 | -60.41 | -45.88     | -13.00     | -47.41     | -14.53 | Peak   |

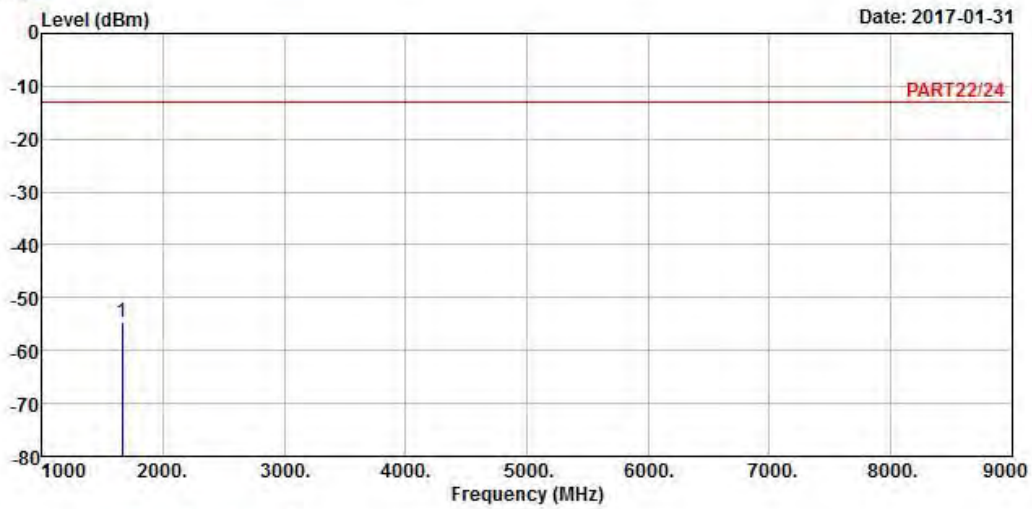
LTE Band 5  
 Channel Bandwidth: 10 MHz / QPSK  
 Low Channel



Bureau Veritas Consumer Products Services Ltd., Taoyuan Branch

A D T

Data: 3



Site : 966 Chamber 5  
 Condition: PART22/24 HORIZONTAL  
 Remak : LTE Band V QPSK\_10M\_L-CH Link  
 Tested by: Getaz Yang

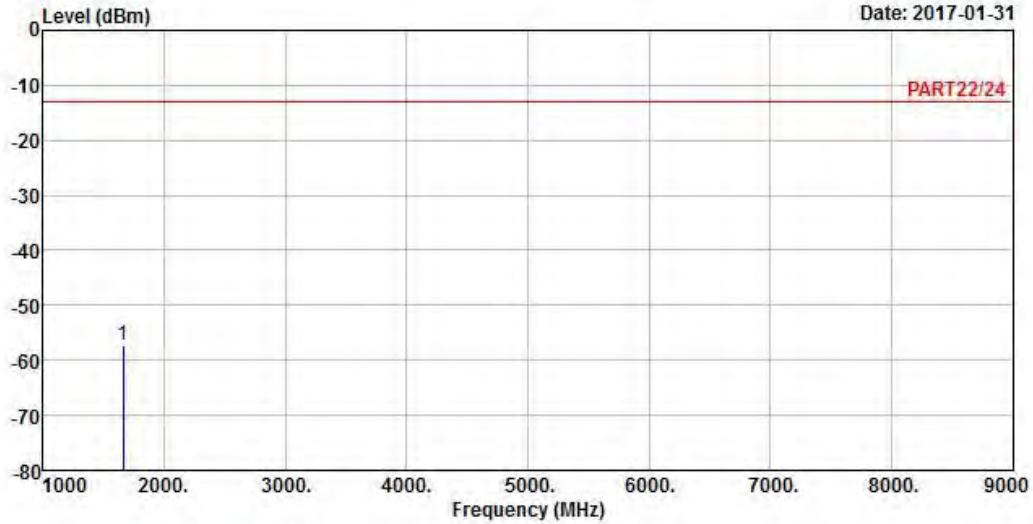
| Freq         | Level  | Read Level | Limit Line | Over Limit | Factor | Remark |
|--------------|--------|------------|------------|------------|--------|--------|
| MHz          | dBm    | dBm        | dBm        | dB         | dB     |        |
| 1 pp 1658.00 | -54.51 | -39.83     | -13.00     | -41.51     | -14.68 | Peak   |



A D T

Data: 4

Date: 2017-01-31



Site : 966 Chamber 5  
 Condition: PART22/24 VERTICAL  
 Remak : LTE Band V QPSK\_10M\_L-CH Link  
 Tested by: Getaz Yang

| Freq         | Level  | Read Level | Limit Line | Over Limit | Factor | Remark |
|--------------|--------|------------|------------|------------|--------|--------|
| MHz          | dBm    | dBm        | dBm        | dB         | dB     |        |
| 1 pp 1658.00 | -57.27 | -42.59     | -13.00     | -44.27     | -14.68 | Peak   |

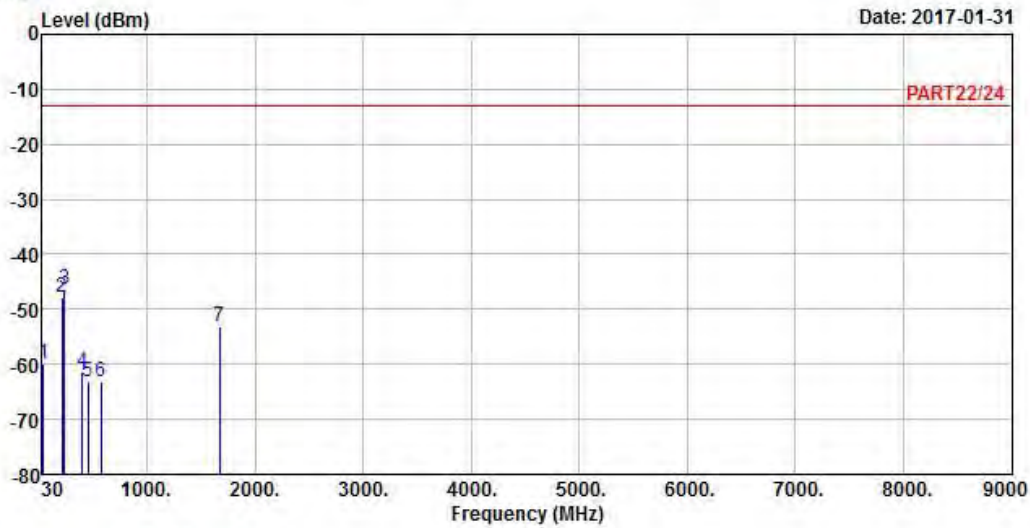
Middle Channel



Bureau Veritas Consumer Products Services Ltd., Taoyuan Branch

A D T

Data: 5



Site : 966 Chamber 5  
 Condition: PART22/24 HORIZONTAL  
 Remak : LTE Band V QPSK\_10M\_M-CH Link  
 Tested by: Getaz Yang

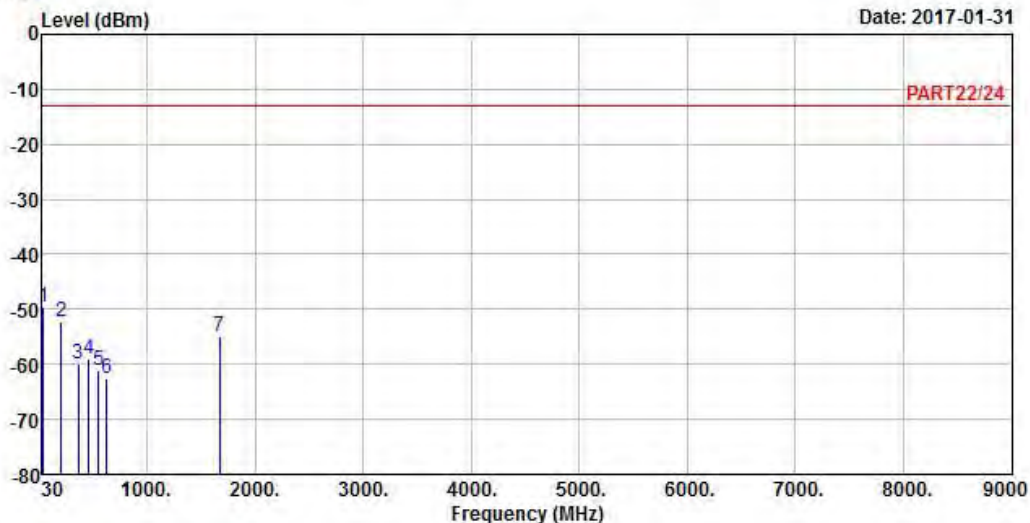
|      | Freq    | Level  | Read Level | Limit  | Over   | Factor | Remark |
|------|---------|--------|------------|--------|--------|--------|--------|
|      | MHz     | dBm    | dBm        | dBm    | dB     | dB     |        |
| 1    | 40.67   | -59.93 | -60.05     | -13.00 | -46.93 | 0.12   | Peak   |
| 2    | 214.30  | -47.75 | -40.31     | -13.00 | -34.75 | -7.44  | Peak   |
| 3 pp | 235.64  | -46.43 | -39.85     | -13.00 | -33.43 | -6.58  | Peak   |
| 4    | 398.60  | -61.42 | -55.47     | -13.00 | -48.42 | -5.95  | Peak   |
| 5    | 453.89  | -63.27 | -57.79     | -13.00 | -50.27 | -5.48  | Peak   |
| 6    | 571.26  | -63.28 | -61.32     | -13.00 | -50.28 | -1.96  | Peak   |
| 7    | 1673.00 | -53.24 | -38.56     | -13.00 | -40.24 | -14.68 | Peak   |



A D T

Data: 6

Date: 2017-01-31



Site : 966 Chamber 5  
 Condition: PART22/24 VERTICAL  
 Remak : LTE Band V QPSK\_10M\_M-CH Link  
 Tested by: Getaz Yang

|      | Freq    | Level  | Read Level | Limit Line | Over Limit | Factor | Remark |
|------|---------|--------|------------|------------|------------|--------|--------|
|      | MHz     | dBm    | dBm        | dBm        | dB         | dB     |        |
| 1 pp | 41.64   | -49.50 | -49.09     | -13.00     | -36.50     | -0.41  | Peak   |
| 2    | 206.54  | -52.10 | -44.35     | -13.00     | -39.10     | -7.75  | Peak   |
| 3    | 361.74  | -60.00 | -53.83     | -13.00     | -47.00     | -6.17  | Peak   |
| 4    | 462.62  | -58.99 | -53.67     | -13.00     | -45.99     | -5.32  | Peak   |
| 5    | 552.83  | -61.13 | -58.40     | -13.00     | -48.13     | -2.73  | Peak   |
| 6    | 627.52  | -62.52 | -61.69     | -13.00     | -49.52     | -0.83  | Peak   |
| 7    | 1673.00 | -54.94 | -40.26     | -13.00     | -41.94     | -14.68 | Peak   |



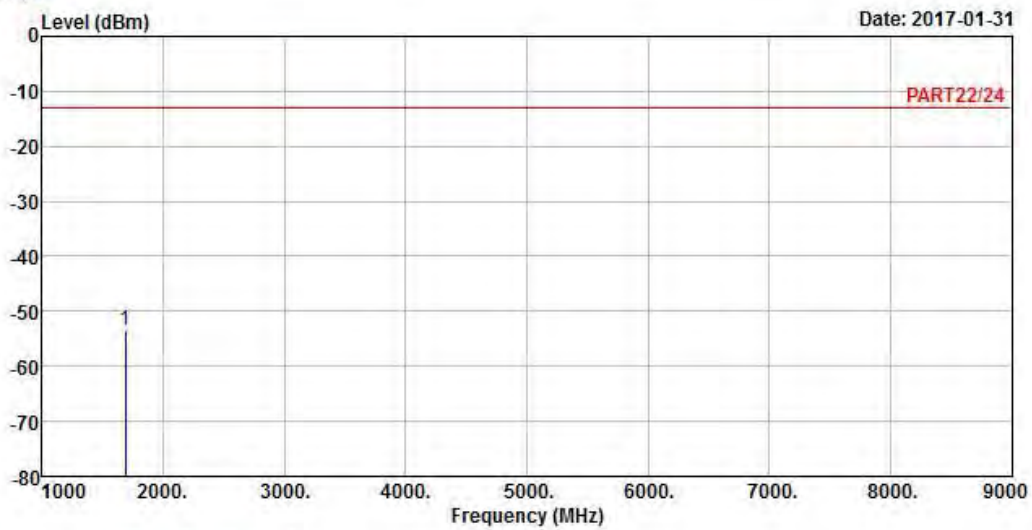
High Channel



Bureau Veritas Consumer Products Services Ltd., Taoyuan Branch

A D T

Data: 3



Site : 966 Chamber 5  
 Condition: PART22/24 HORIZONTAL  
 Remak : LTE Band V QPSK\_10M\_H-CH Link  
 Tested by: Getaz Yang

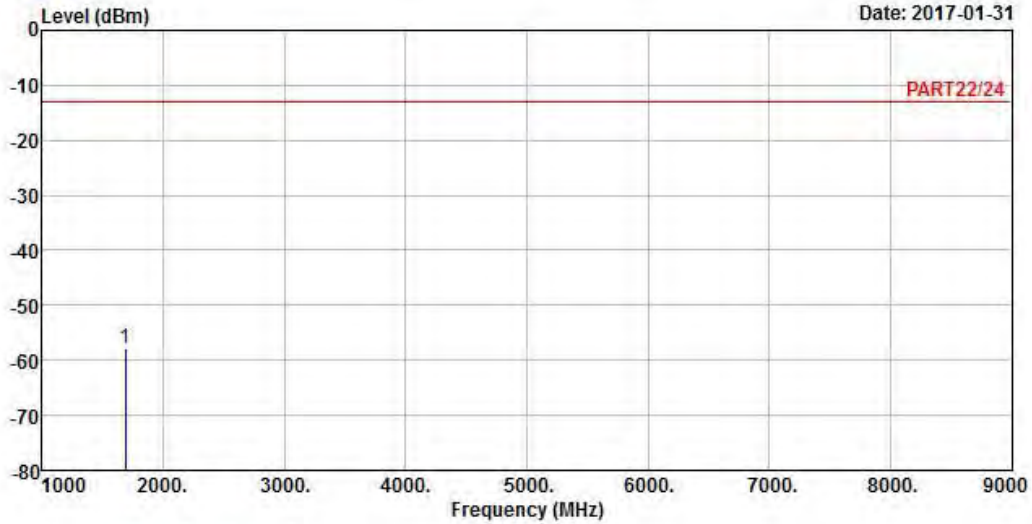
|              | Read   | Limit  | Over   |        |        |        |
|--------------|--------|--------|--------|--------|--------|--------|
| Freq         | Level  | Level  | Line   | Limit  | Factor | Remark |
| MHz          | dBm    | dBm    | dBm    | dB     | dB     |        |
| 1 pp 1688.00 | -53.55 | -38.95 | -13.00 | -40.55 | -14.60 | Peak   |



A D T

Data: 4

Date: 2017-01-31



Site : 966 Chamber 5  
 Condition: PART22/24 VERTICAL  
 Remak : LTE Band V QPSK\_10M\_H-CH Link  
 Tested by: Getaz Yang

| Freq         | Level  | Read Level | Limit Line | Over Limit | Factor | Remark |
|--------------|--------|------------|------------|------------|--------|--------|
| MHz          | dBm    | dBm        | dBm        | dB         | dB     |        |
| 1 pp 1688.00 | -57.99 | -43.39     | -13.00     | -44.99     | -14.60 | Peak   |

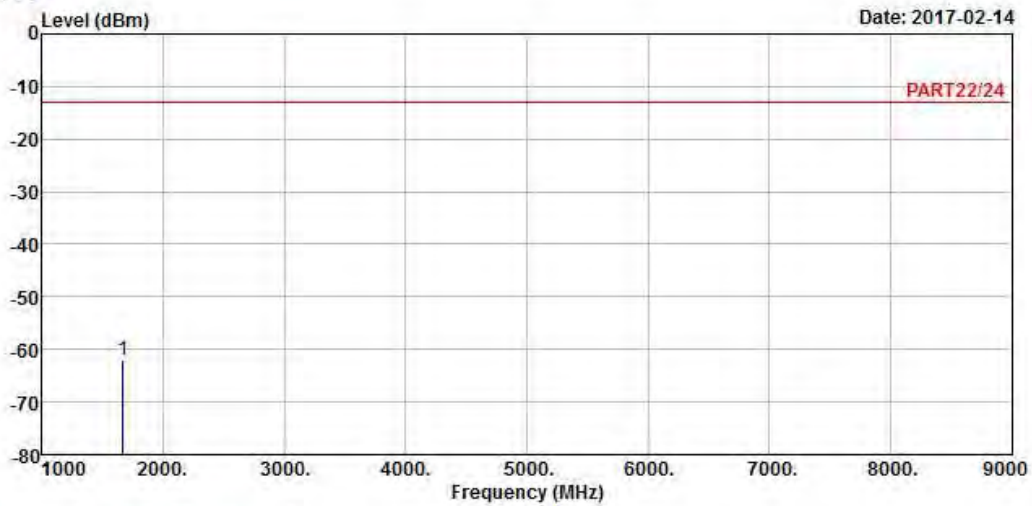
LTE Band 26  
 Channel Bandwidth: 15 MHz / QPSK  
 Low Channel



Bureau Veritas Consumer Products Services Ltd., Taoyuan Branch

A D T

Data: 3



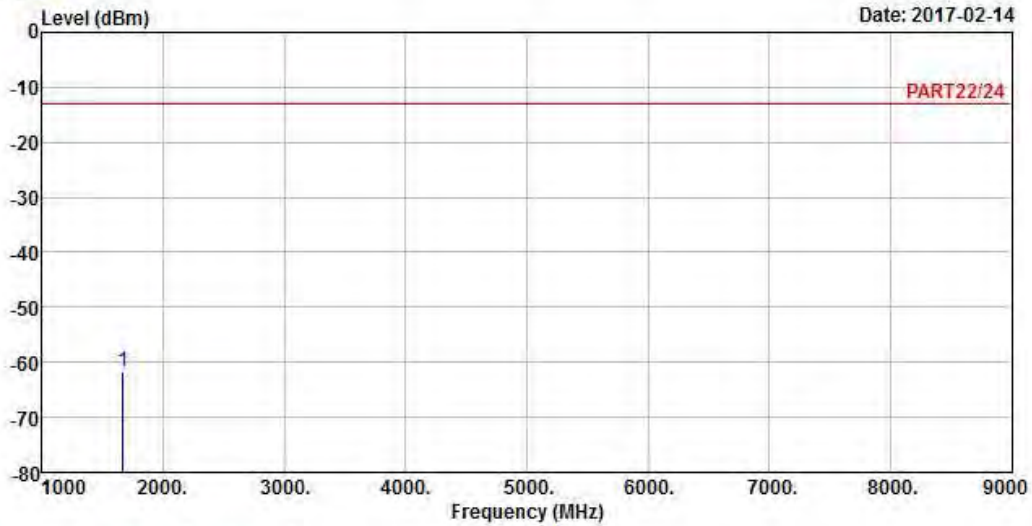
Site : 966 Chamber 5  
 Condition: PART22/24 HORIZONTAL  
 Remak : LTE Band 26 QPSK\_15M\_L-CH Link  
 Tested by: Getaz Yang

| Freq         | Level  | Read Level | Limit Line | Over Limit | Factor | Remark |
|--------------|--------|------------|------------|------------|--------|--------|
| MHz          | dBm    | dBm        | dBm        | dB         | dB     |        |
| 1 pp 1663.00 | -61.97 | -47.29     | -13.00     | -48.97     | -14.68 | Peak   |



A D T

Data: 4



Site : 966 Chamber 5  
 Condition: PART22/24 VERTICAL  
 Remak : LTE Band 26 QPSK\_15M\_L-CH Link  
 Tested by: Getaz Yang

| Freq         | Level  | Read Level | Limit Line | Over Limit | Factor | Remark |
|--------------|--------|------------|------------|------------|--------|--------|
| MHz          | dBm    | dBm        | dBm        | dB         | dB     |        |
| 1 pp 1663.00 | -61.65 | -46.97     | -13.00     | -48.65     | -14.68 | Peak   |

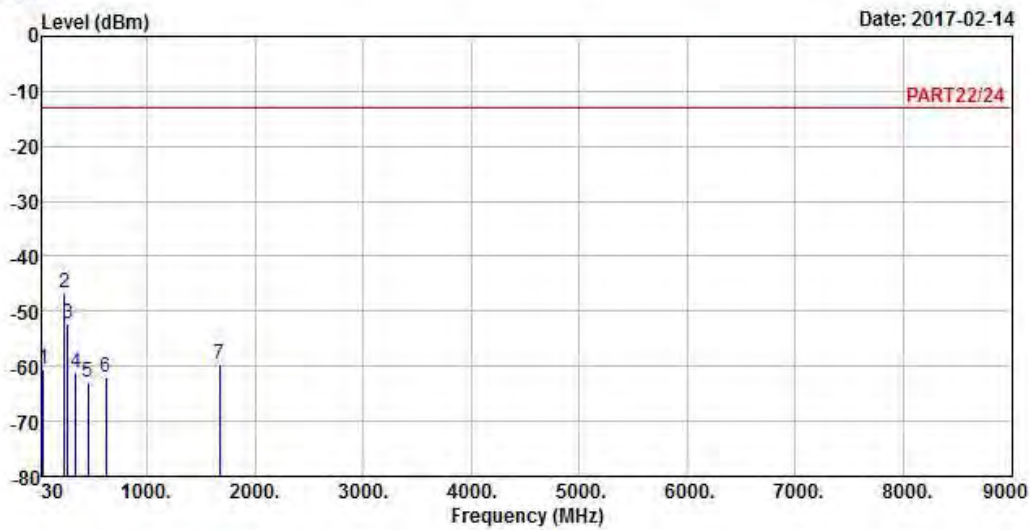
Middle Channel



Bureau Veritas Consumer Products Services Ltd., Taoyuan Branch

A D T

Data: 5



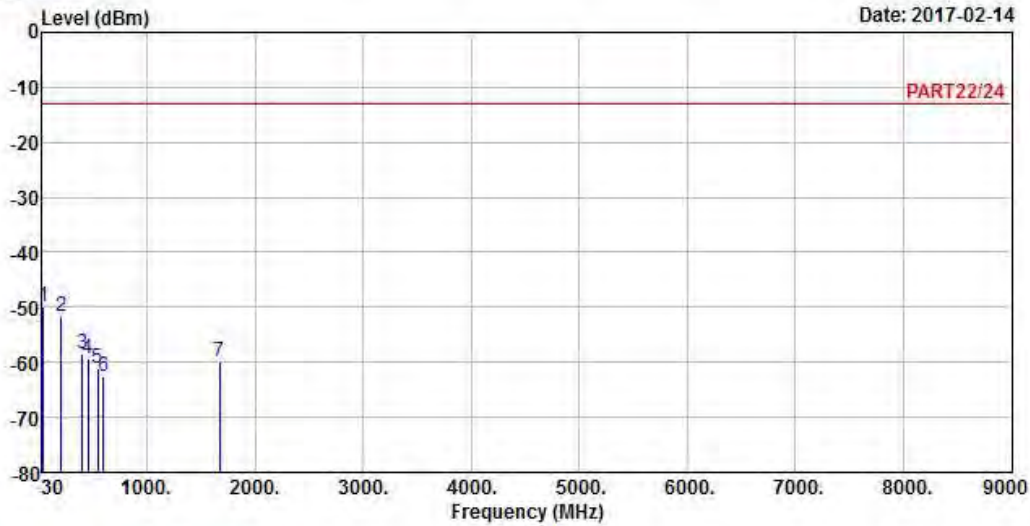
Site : 966 Chamber 5  
 Condition: PART22/24 HORIZONTAL  
 Remak : LTE Band 26 QPSK\_15M\_M-CH Link  
 Tested by: Getaz Yang

|      | Freq    | Level  | Read Level | Limit  | Over   | Factor | Remark |
|------|---------|--------|------------|--------|--------|--------|--------|
|      | MHz     | dBm    | dBm        | dBm    | dB     | dB     |        |
| 1    | 41.64   | -60.58 | -60.17     | -13.00 | -47.58 | -0.41  | Peak   |
| 2 pp | 231.76  | -46.51 | -39.78     | -13.00 | -33.51 | -6.73  | Peak   |
| 3    | 264.74  | -52.30 | -46.01     | -13.00 | -39.30 | -6.29  | Peak   |
| 4    | 338.46  | -61.11 | -54.69     | -13.00 | -48.11 | -6.42  | Peak   |
| 5    | 453.89  | -62.98 | -57.50     | -13.00 | -49.98 | -5.48  | Peak   |
| 6    | 617.82  | -61.96 | -61.16     | -13.00 | -48.96 | -0.80  | Peak   |
| 7    | 1673.00 | -59.52 | -44.84     | -13.00 | -46.52 | -14.68 | Peak   |



A D T

Data: 6



Site : 966 Chamber 5  
 Condition: PART22/24 VERTICAL  
 Remak : LTE Band 26 QPSK\_15M\_M-CH Link  
 Tested by: Getaz Yang

|      | Freq    | Level  | Read Level | Limit Line | Over Limit | Factor | Remark |
|------|---------|--------|------------|------------|------------|--------|--------|
|      | MHz     | dBm    | dBm        | dBm        | dB         | dB     |        |
| 1 pp | 41.64   | -49.86 | -49.45     | -13.00     | -36.86     | -0.41  | Peak   |
| 2    | 206.54  | -51.73 | -43.98     | -13.00     | -38.73     | -7.75  | Peak   |
| 3    | 400.54  | -58.45 | -52.51     | -13.00     | -45.45     | -5.94  | Peak   |
| 4    | 452.92  | -59.22 | -53.72     | -13.00     | -46.22     | -5.50  | Peak   |
| 5    | 547.01  | -61.20 | -58.25     | -13.00     | -48.20     | -2.95  | Peak   |
| 6    | 599.39  | -62.46 | -61.67     | -13.00     | -49.46     | -0.79  | Peak   |
| 7    | 1673.00 | -60.01 | -45.33     | -13.00     | -47.01     | -14.68 | Peak   |

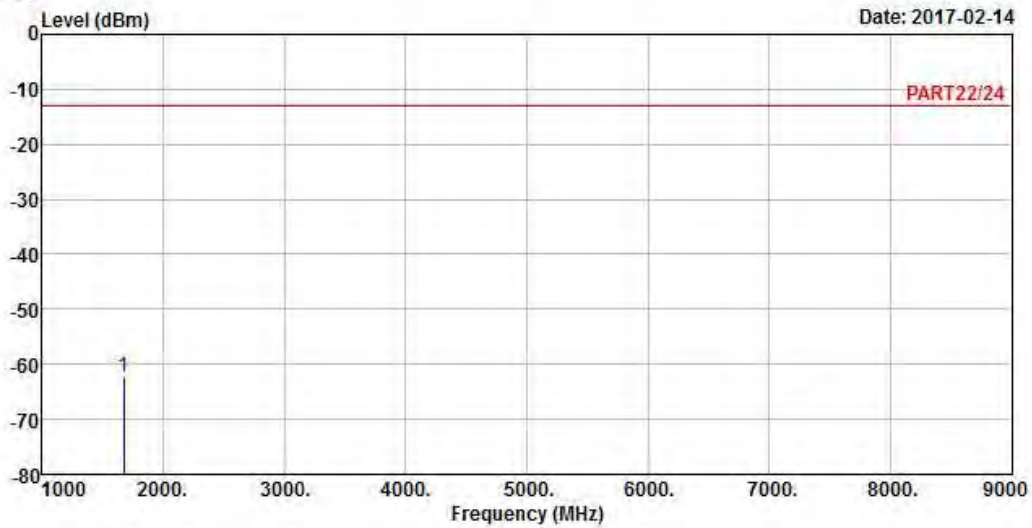
High Channel



Bureau Veritas Consumer Products Services Ltd., Taoyuan Branch

A D T

Data: 3



Site : 966 Chamber 5  
 Condition: PART22/24 HORIZONTAL  
 Remak : LTE Band 26 QPSK\_15M\_H-CH Link  
 Tested by: Getaz Yang

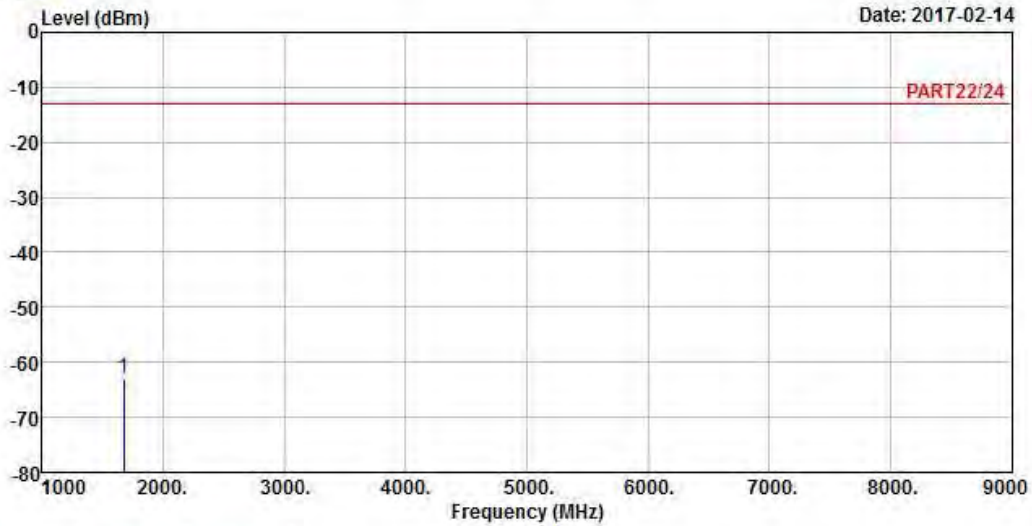
|              | Read   | Limit  | Over   |        |        |        |
|--------------|--------|--------|--------|--------|--------|--------|
| Freq         | Level  | Level  | Line   | Limit  | Factor | Remark |
| MHz          | dBm    | dBm    | dBm    | dB     | dB     |        |
| 1 pp 1673.00 | -62.20 | -47.52 | -13.00 | -49.20 | -14.68 | Peak   |



Bureau Veritas Consumer Products Services Ltd., Taoyuan Branch

A D T

Data: 4



Site : 966 Chamber 5  
 Condition: PART22/24 VERTICAL  
 Remark : LTE Band 26 QPSK\_15M\_H-CH Link  
 Tested by: Getaz Yang

| Freq         | Level  | Read Level | Limit Line | Over Limit | Factor | Remark |
|--------------|--------|------------|------------|------------|--------|--------|
| MHz          | dBm    | dBm        | dBm        | dB         | dB     |        |
| 1 pp 1673.00 | -62.76 | -48.08     | -13.00     | -49.76     | -14.68 | Peak   |



## 5 Pictures of Test Arrangements

Please refer to the attached file (Test Setup Photo).

## Appendix – Information on the Testing Laboratories

We, Bureau Veritas Consumer Products Services (H.K.) Ltd., Taoyuan Branch, were founded in 1988 to provide our best service in EMC, Radio, Telecom and Safety consultation. Our laboratories are accredited and approved according to ISO/IEC 17025.

If you have any comments, please feel free to contact us at the following:

**Linko EMC/RF Lab**

Tel: 886-2-26052180

Fax: 886-2-26051924

**Hsin Chu EMC/RF/Telecom Lab**

Tel: 886-3-6668565

Fax: 886-3-6668323

**Hwa Ya EMC/RF/Safety**

Tel: 886-3-3183232

Fax: 886-3-3270892

**Email:** [service.adt@tw.bureauveritas.com](mailto:service.adt@tw.bureauveritas.com)

**Web Site:** [www.bureauveritas-adt.com](http://www.bureauveritas-adt.com)

The address and road map of all our labs can be found in our web site also.

--- END ---