

## FCC Test Report (Part 27: CA mode)

**Report No.:** RF200109E02-7

**FCC ID:** 2AQ68T99W175

**Test Model:** T99W175

**Received Date:** Jan. 10, 2020

**Test Date:** Mar. 05 ~ May 01, 2020

**Issued Date:** May 04, 2020

**Applicant:** Hon Lin Technology Co., Ltd.

**Address:** 11F, No. 32, Jihu Rd., Neihu Dist., Taipei City 114, Taiwan R.O.C.

**Issued By:** Bureau Veritas Consumer Products Services (H.K.) Ltd., Taoyuan Branch  
Lin Kou Laboratories

**Lab Address:** No. 47-2, 14th Ling, Chia Pau Vil., Lin Kou Dist., New Taipei City, Taiwan

**Test Location:** No.19, Hwa Ya 2nd Rd., Wen Hwa Vil., Kwei Shan Dist., Taoyuan City  
33383, Taiwan

**FCC Registration /** 788550 / TW0003

**Designation Number:**



This report is for your exclusive use. Any copying or replication of this report to or for any other person or entity, or use of our name or trademark, is permitted only with our prior written permission. This report sets forth our findings solely with respect to the test samples identified herein. The results set forth in this report are not indicative or representative of the quality or characteristics of the lot from which a test sample was taken or any similar or identical product specifically and expressly noted. Our report includes all of the tests requested by you and the results thereof based upon the information that you provided to us. You have 60 days from date of issuance of this report to notify us of any material error or omission caused by our negligence, provided, however, that such notice shall be in writing and shall specifically address the issue you wish to raise. A failure to raise such issue within the prescribed time shall constitute your unqualified acceptance of the completeness of this report, the tests conducted and the correctness of the report contents. Unless specific mention, the uncertainty of measurement has been explicitly taken into account to declare the compliance or non-compliance to the specification. The report must not be used by the client to claim product certification, approval, or endorsement by TAF or any government agency

## Table of Contents

<b>Release Control Record</b> .....	<b>3</b>
<b>1 Certificate of Conformity</b> .....	<b>4</b>
<b>2 Summary of Test Results</b> .....	<b>5</b>
2.1 Measurement Uncertainty.....	5
2.2 Test Site and Instruments.....	6
<b>3 General Information</b> .....	<b>7</b>
3.1 General Description of EUT.....	7
3.2 Configuration of System under Test.....	11
3.2.1 Description of Support Units.....	11
3.3 Test Mode Applicability and Tested Channel Detail.....	12
3.4 EUT Operating Conditions.....	23
3.5 General Description of Applied Standards and References.....	23
<b>4 Test Types and Results</b> .....	<b>24</b>
4.1 Output Power Measurement.....	24
4.1.1 Limits of Output Power Measurement.....	24
4.1.2 Test Procedures.....	24
4.1.3 Test Setup.....	24
4.1.4 Test Results.....	25
4.2 Occupied Bandwidth Measurement.....	64
4.2.1 Limits of Occupied Bandwidth Measurement.....	64
4.2.2 Test Procedure.....	64
4.2.3 Test Setup.....	64
4.2.4 Test Result.....	65
4.3 Frequency Stability Measurement.....	117
4.3.1 Limits of Frequency Stability Measurement.....	117
4.3.2 Test Procedure.....	117
4.3.3 Test Setup.....	117
4.3.4 Test Results.....	118
4.4 Channel Edge Measurement.....	123
4.4.1 Limits of Band Edge Measurement.....	123
4.4.2 Test Setup.....	123
4.4.3 Test Procedures.....	123
4.4.4 Test Results.....	124
4.5 Peak to Average Ratio.....	132
4.5.1 Limits of Peak to Average Ratio Measurement.....	132
4.5.2 Test Setup.....	132
4.5.3 Test Procedures.....	132
4.5.4 Test Results.....	133
4.6 Conducted Spurious Emissions.....	138
4.6.1 Limits of Conducted Spurious Emissions Measurement.....	138
4.6.2 Test Setup.....	138
4.6.3 Test Procedure.....	138
4.6.4 Test Results.....	139
4.7 Radiated Emission Measurement.....	144
4.7.1 Limits of Radiated Emission Measurement.....	144
4.7.2 Test Procedure.....	144
4.7.3 Deviation from Test Standard.....	144
4.7.4 Test Setup.....	145
4.7.5 Test Results.....	146
<b>5 Pictures of Test Arrangements</b> .....	<b>166</b>
<b>Appendix – Information of the Testing Laboratories</b> .....	<b>167</b>

### Release Control Record

Issue No.	Description	Date Issued
RF200109E02-7	Original release	May 04, 2020

## 1 Certificate of Conformity

**Product:** 5G WWAN Module

**Brand:** Foxconn

**Test Model:** T99W175

**Sample Status:** Engineering Sample

**Applicant:** Hon Lin Technology Co., Ltd.

**Test Date:** Mar. 05 ~ May 01, 2020

**Standards:** FCC Part 27, Subpart C, M, L

The above equipment has been tested by **Bureau Veritas Consumer Products Services (H.K.) Ltd., Taoyuan Branch**, and found compliance with the requirement of the above standards. The test record, data evaluation & Equipment Under Test (EUT) configurations represented herein are true and accurate accounts of the measurements of the sample's RF characteristics under the conditions specified in this report.

**Prepared by :** Pettie Chen , **Date:** May 04, 2020  
Pettie Chen / Senior Specialist

**Approved by :** Bruce Chen , **Date:** May 04, 2020  
Bruce Chen / Senior Project Engineer

## 2 Summary of Test Results

Applied Standard: FCC Part 27 & Part 2				
FCC Clause		Test Item	Result	Remarks
LTE B7 / LTE B38 / LTE B41	LTE B66			
2.1046 27.50 (h)(2)	2.1046 27.50 (d)(4)	Equivalent Isotropically Radiated Power	Pass	Meet the requirement of limit.
2.1047	2.1047	Modulation Characteristics	Pass	Refer to Note 2
---	27.50 (d)(5)	Peak To Average Ratio	Pass	Meet the requirement of limit.
2.1055 27.54	2.1055 27.54	Frequency Stability Stay with the authorized bands of operation	Pass	Meet the requirement of limit.
2.1049	2.1049	Emission Bandwidth	Pass	Meet the requirement of limit.
2.1051 27.53 (m)(4)(6)	2.1051 27.53(h)	Band Edge Measurements	Pass	Meet the requirement of limit.
2.1051 27.53 (m)(4)(6)	2.1051 27.53(h)	Conducted Spurious Emissions	Pass	Meet the requirement of limit.
2.1053 27.53 (m)(4)(6)	2.1053 27.53(h)	Radiated Spurious Emissions	Pass	Meet the requirement of limit. Minimum passing margin is -15.0dB at 56.19MHz.

Note:

- Determining compliance based on the results of the compliance measurement, not taking into account measurement instrumentation uncertainty.
- LTE CA mode is similar to digital modulation in LTE single frequency band, so please refer to BV CPS report no.: RF200109E02-2 for the modulation characteristics data of CA mode.

### 2.1 Measurement Uncertainty

Where relevant, the following measurement uncertainty levels have been estimated for tests performed on the EUT as specified in CISPR 16-4-2:

Measurement	Frequency	Expanded Uncertainty (k=2) ( $\pm$ )
Radiated Emissions up to 1 GHz	9kHz ~ 30MHz	3.04 dB
	30MHz ~ 200MHz	3.63 dB
	200MHz ~ 1000MHz	3.64 dB
Radiated Emissions above 1 GHz	1GHz ~ 18GHz	2.29 dB
	18GHz ~ 40GHz	2.29 dB

## 2.2 Test Site and Instruments

Description & Manufacturer	Model No.	Serial No.	Cal. Date	Cal. Due
Test Receiver ROHDE & SCHWARZ	ESIB7	100187	May 30, 2019	May 29, 2020
Spectrum Analyzer ROHDE & SCHWARZ	FSP40	100269	Jun. 04, 2019	Jun. 03, 2020
Spectrum Analyzer KEYSIGHT	N9030B	MY57140953	Jul. 03, 2019	Jul. 02, 2020
Radio Communication Analyzer Anritsu	MT8821C	6261806803	Jan. 18, 2020	Jan. 17, 2021
MXG Vector signal generator Agilent	N5182B	MY53050162	Jan. 14, 2020	Jan. 13, 2021
BILOG Antenna SCHWARZBECK	VULB9168	9168-160	Nov. 07, 2019	Nov. 06, 2020
HORN Antenna SCHWARZBECK	BBHA 9120 D	9120D-1169	Nov. 24, 2019	Nov. 23, 2020
HORN Antenna SCHWARZBECK	BBHA 9170	BBHA9170241	Nov. 24, 2019	Nov. 23, 2020
Preamplifier Agilent (Below 1GHz)	8447D	2944A10638	Jul. 11, 2019	Jul. 10, 2020
Preamplifier Agilent (Above 1GHz)	8449B	3008A02367	Feb. 18, 2020	Feb. 17, 2021
RF signal cable HUBER+SUHNER&EMCI	SUCOFLEX 104 & EMC104-SM-SM8 000	CABLE-CH9-02 (248780+171006)	Jan. 18, 2020	Jan. 17, 2021
RF signal cable HUBER+SUHNER	SUCOFLEX 104	CABLE-CH9-(250795/4)	Jul. 11, 2019	Jul. 10, 2020
RF signal cable Woken	8D-FB	Cable-CH9-01	Jul. 30, 2019	Jul. 29, 2020
Software BV ADT	ADT_Radiated_ V7.6.15.9.5	NA	NA	NA
Antenna Tower EMCO	2070/2080	512.835.4684	NA	NA
Turn Table EMCO	2087-2.03	NA	NA	NA
Antenna Tower & Turn BV ADT	AT100	AT93021705	NA	NA
Turn Table BV ADT	TT100	TT93021705	NA	NA
Turn Table Controller BV ADT	SC100	SC93021705	NA	NA
Boresight Antenna Fixture	FBA-01	FBA-SIP01	NA	NA
Standard Temperature And Humidity Chamber	MHU-225AU	920842	May 31, 2019	May 30, 2020
JFW 20dB attenuation	50HF-020-SMA	NA	NA	NA
True RMS Clamp Meter Fluke	325	31130711WS	May 21, 2019	May 20, 2020
DC power supply	U8002A	MY56330015	NA	NA

Note: 1. The calibration interval of the above test instruments is 12 months and the calibrations are traceable to NML/ROC and NIST/USA.

2. The test was performed in HwaYa Chamber 9.

### 3 General Information

#### 3.1 General Description of EUT

Product	5G WWAN Module			
Brand	Foxconn			
Test Model	T99W175			
Status of EUT	Engineering Sample			
Power Supply Rating	5 Vdc (Host equipment) 3.135Vdc~3.63Vdc (Module)			
Modulation Type	LTE: QPSK, 16QAM, 64QAM			
Operating Frequency	LTE Band 7C	2507.8MHz ~ 2560.0MHz		
	LTE Band 38C	2580.0MHz ~ 2610.0MHz		
	LTE Band 41C	2506.0MHz ~ 2680.0MHz		
	LTE Band 66C	1720.0MHz ~ 1770.0MHz		
	LTE Band 66B	1715.0MHz ~ 1775.0MHz		
Max. EIRP Power		QPSK	16QAM	64QAM
	LTE Band 7C (15MHz+20MHz)	743.019mW (28.71dBm)	668.344mW (28.25dBm)	609.537mW (27.85dBm)
	LTE Band 38C (20MHz+20MHz)	1061.696mW (30.26dBm)	931.108mW (29.69dBm)	837.529mW (29.23dBm)
	LTE Band 41C (20MHz+20MHz)	1054.387mW (30.23dBm)	1039.920mW (30.17dBm)	1028.016mW (30.12dBm)
	LTE Band 66C (20MHz+20MHz)	774.462mW (28.89dBm)	691.831mW (28.40dBm)	636.796mW (28.04dBm)
	LTE Band 66B (10MHz+10MHz)	729.458mW (28.63dBm)	657.658mW (28.18dBm)	597.035mW (27.76dBm)
Emission Designator	LTE Band 7C (15MHz+20MHz)	32M5G7D	32M5D7W	32M6D7W
	LTE Band 38C (20MHz+20MHz)	37M5G7D	37M4D7W	37M4D7W
	LTE Band 41C (20MHz+20MHz)	37M4G7D	37M5D7W	37M5D7W
	LTE Band 66C (20MHz+20MHz)	37M4G7D	37M4D7W	37M4D7W
	LTE Band 66B (10MHz+10MHz)	18M8G7D	18M8D7W	18M8D7W
Antenna Type	Refer to Note as below			
Antenna Connector	Refer to Note as below			
Accessory Device	NA			
Cable Supplied	NA			

Note:

1. There are four Difference HW of T99W175.

Brand	Model	HW
Foxconn	T99W175	1. 3G+LTE+Sub6+eSIM
		2. 3G+LTE+Sub6 only w/o eSIM
		3. 3G+LTE+Sub6+eSIM+GNSS connector
		4. 3G+LTE+Sub6 only w/o eSIM+GNSS connector

\*After pre-testing, "HW: 1. 3G+LTE+Sub6+eSIM" is the worst for the final tests.

2. For CA mode configuration, please consult the manufacturer to declare the test mode.

### 3. E-UTRA CA configuration / Bandwidth combination set.

E-UTRA CA configuration / Bandwidth combination set					
E-UTRA CA configuration	Uplink CA configurations	Component carriers in order of increasing carrier frequency		Maximum aggregated bandwidth [MHz]	Bandwidth combination set
		Channel bandwidths for carrier [MHz]	Channel bandwidths for carrier [MHz]		
CA_7C	CA_7C	15	15	40	0
		10	20	40	1
		15	15, 20		
		20	10, 15		
		15	10, 15		
		20	15	40	2
CA_38C	CA_38C	15	15	40	0
		20	20		
CA_41C	CA_41C	10	20	40	0
		15	15, 20		
		20	10, 15, 20		
		5, 10	20		
		15	15, 20	40	1
		20	5, 10, 15, 20		
		10	15, 20	40	2
		15	10, 15, 20		
		20	10, 15, 20		
		10	20	40	3
20	20				
CA_66B	CA_66B	5	5, 10, 15	20	0
		10	5, 10		
		15	5		
CA_66C	CA_66C	5	20	40	0
		10	15, 20		
		15	10, 15, 20		
		20	5, 10, 15, 20		

\*7C/38C/41C/66C are continuous CA and maximum combination is 20M+20M.

“66B is continuous CA and maximum combination is 10M+10M.



4. The following antennas were provided to the EUT.

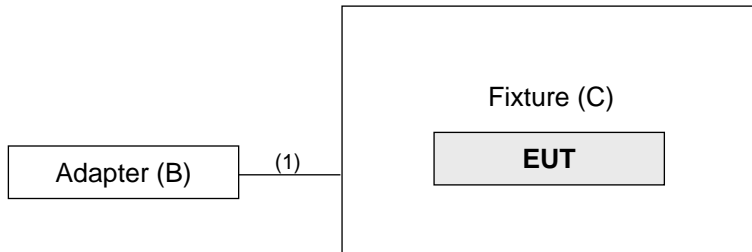
Antenna No.	RF Chain No.	Brand	Model	Antenna Net Gain(dBi)	Frequency range (MHz)	Antenna Type	Connector Type
1		WHA YU	C107-511720-A	4.41	660~803	PCB	I-PEX
2		WHA YU	C107-511721-A	3.81 4.03	791~960 1447.9~1606	PCB	I-PEX
3		WHA YU	C107-511722-A	4.27 5.31	1710~2170 2500~2690	PCB	I-PEX
4		WHA YU	C107-511723-A	2.99 0.92	2300~2400 3500~3700	PCB	I-PEX
5		WHA YU	C107-511724-A	6.45	5150~5925	PCB	I-PEX
6		WHA YU	C107-511725-A	4.89	3400~3700	PCB	I-PEX
7		AVX	5000106-R1-X01	2.91	699~803	Monopole	I-PEX
8		AVX	5000107-R1-X01	2.59	791~960	Monopole	I-PEX
9		AVX	5000108-R1-X01	2.85	1427~1610	Monopole	I-PEX
10		AVX	5000109-R1-X01	2.23 2.94	1710~2200 5150~5925	Monopole	I-PEX
11		AVX	5000110-R1-X01	0.9	2300~2690	Monopole	I-PEX
12		AVX	5000111-R1-X01	0.87	3300~5000	Monopole	I-PEX
13	Tx1/ Rx1	Ethertronics	5003806	0.4 -1.61 0.39 2.95 1.98 0.38 0.83 2.31	698-821 824-960 1425-1515 1710-2200 2300-2690 3300-4200 4400-5000 5150-5925	PIFA	I-PEX
	Rx2	Ethertronics	5003807	-2.24 -4.52 2.87 2.99 2.93 2.91 2.23 -0.85 -3.04	716-821 824-960 1425-1515 1557-1610 1805-2200 2300-2690 3300-4200 4400-5000 5150-5925	PIFA	I-PEX
	Tx2/ Rx3	Ethertronics	5003806	2.21 2.25 -0.45 2.6	1710-2200 2300-2690 3300-4200 4400-5000	PIFA	I-PEX
	Rx4	Ethertronics	5003700	1.38 2.87 0.6 -2.09	1805-2200 2300-2690 3300-4200 4400-5000	PIFA	I-PEX

Antenna No.	RF Chain No.	Brand	Model	Antenna Net Gain(dBi)	Frequency range (MHz)	Antenna Type	Connector Type
14	Ant. 0 (TX/RX)	Master Wave	NA	2.4 2.2 2.9 2.9 2.9 NA	880~960 1020~2170 2545~2595 3565~3600 3900~4000 GPS	PCB	I-PEX
	Ant. 2 (TX/RX)	Master Wave	NA	NA 2.2 2.8 2.9 2.8 NA	880~960 1020~2170 2545~2595 3565~3600 3900~4000 GPS	PCB	I-PEX
	Ant. 1 (RX)	Master Wave	NA	NA 5.3 5.1 4.3 4.5 NA	880~960 1020~2170 2545~2595 3565~3600 3900~4000 GPS	PCB	I-PEX
	Ant. 3 (RX)	Master Wave	NA	1.3 6.8 3.7 6.4 6.2 3.7	880~960 1020~2170 2545~2595 3565~3600 3900~4000 GPS	PCB	I-PEX

\*The antenna for the final tests as following table.

	Band	Antenna
WCDMA	2	Antenna 3
	4	Antenna 3
	5	Antenna 2
LTE	2	Antenna 3
	4	Antenna 3
	5	Antenna 2
	7	Antenna 3
	12	Antenna 1
	13	Antenna 1
	14	Antenna 1
	17	Antenna 1
	25	Antenna 3
	26	Antenna 2
	30	Antenna 4
	66	Antenna 3
	71	Antenna 1
	38	Antenna 3
	41	Antenna 3
48	Antenna 4	

### 3.2 Configuration of System under Test



Remote site



#### 3.2.1 Description of Support Units

The EUT has been tested as an independent unit together with other necessary accessories or support units. The following support units or accessories were used to form a representative test configuration during the tests.

ID	Product	Brand	Model No.	Serial No.	FCC ID	Remarks
A.	Radio Communication Analyzer	Anritsu	MT8821C	6261806803	NA	-
B.	Adapter	LITEON	PA-1050-39	NA	NA	-
C.	Fixture	NA	NA	NA	NA	Provided by client.

Note:

1. All power cords of the above support units are non-shielded (1.8m).
2. Item A acted as a communication partner to transfer data.

ID	Descriptions	Qty.	Length (m)	Shielding (Yes/No)	Cores (Qty.)	Remarks
1.	USB cable	1	1.5	Y	0	-

### 3.3 Test Mode Applicability and Tested Channel Detail

Pre-Scan has been conducted to determine the worst-case mode from all possible combinations between available modulations, data rates, XYZ axis and antenna ports. The worst case was found when positioned on Z-plane. Following channel(s) was (were) selected for the final test as listed below.

#### LTE Band 7 (CA 7C)

EUT Configure Mode	Test item	Available channel	Tested channel	Channel Bandwidth	Modulation	Mode
-	EIRP	20828 to 21179 20999 to 21350	20828(2507.8MHz)+ 20999(2524.9MHz), 21003(2525.3MHz)+ 21174(2542.4MHz), 21179(2542.9MHz)+ 21350(2560.0MHz)	15MHz + 20MHz	QPSK / 16QAM / 64QAM	1 RB / 0 RB Offset 1 RB / 74 RB Offset 1 RB / 99 RB Offset
		20850 to 21201 21021 to 21372	20850(2510.0MHz)+ 21021(2527.1MHz) 21026(2527.6MHz)+ 21197(2544.7MHz), 21201(2545.1MHz)+ 21372(2562.2MHz)	20MHz + 15MHz	QPSK / 16QAM / 64QAM	1 RB / 0 RB Offset 1 RB / 74 RB Offset 1 RB / 99 RB Offset
		20825 to 21225 20975 to 21375	20825(2507.5MHz)+ 20975(2522.5MHz), 21025(2527.5MHz)+ 21175(2542.5MHz), 21225(2547.5MHz)+ 21375(2562.5MHz)	15MHz + 15MHz	QPSK / 16QAM / 64QAM	1 RB / 0 RB Offset 1 RB / 74 RB Offset
		20825 to 21277 20945 to 21397	20825(2507.5MHz)+ 20945(2519.5MHz), 21051(2530.1MHz)+ 21171(2542.1MHz), 21277(2552.7MHz)+ 21397(2564.7MHz)	15MHz + 10MHz	QPSK / 16QAM / 64QAM	1 RB / 0 RB Offset 1 RB / 49 RB Offset 1 RB / 74 RB Offset
		20805 to 21206 20949 to 21350	20805(2505.5MHz)+ 20949(2519.9MHz), 21006(2525.6MHz)+ 21150(2540.0MHz), 21206(2545.6MHz)+ 21350(2560.0MHz)	10MHz + 20MHz	QPSK / 16QAM / 64QAM	1 RB / 0 RB Offset 1 RB / 49 RB Offset 1 RB / 99 RB Offset
		20850 to 21251 20994 to 21395	20850(2510.0MHz)+ 20994(2524.4MHz), 21051(2530.1MHz)+ 21195(2544.5MHz), 21251(2550.1MHz)+ 21395(2564.5MHz)	20MHz + 10MHz	QPSK / 16QAM / 64QAM	1 RB / 0 RB Offset 1 RB / 49 RB Offset 1 RB / 99 RB Offset
-	Frequency Stability	20828 to 21179 20999 to 21350	20828(2507.8MHz)+ 20999(2524.9MHz)	15MHz + 20MHz	QPSK	75 RB / 0 RB Offset 100 RB / 0 RB Offse

EUT Configure Mode	Test item	Available channel	Tested channel	Channel Bandwidth	Modulation	Mode
-	Occupied Bandwidth	20828 to 21179 20999 to 21350	20828(2507.8MHz)+ 20999(2524.9MHz), 21003(2525.3MHz)+ 21174(2542.4MHz), 21179(2542.9MHz)+ 21350(2560.0MHz)	15MHz + 20MHz	QPSK / 16QAM / 64QAM	1 RB / 0 RB Offset 1 RB / 74 RB Offset 1 RB / 99 RB Offset
		20850 to 21201 21021 to 21372	20850(2510.0MHz)+ 21021(2527.1MHz) 21026(2527.6MHz)+ 21197(2544.7MHz), 21201(2545.1MHz)+ 21372(2562.2MHz)	20MHz + 15MHz	QPSK / 16QAM / 64QAM	1 RB / 0 RB Offset 1 RB / 74 RB Offset 1 RB / 99 RB Offset
		20825 to 21225 20975 to 21375	20825(2507.5MHz)+ 20975(2522.5MHz), 21025(2527.5MHz)+ 21175(2542.5MHz), 21225(2547.5MHz)+ 21375(2562.5MHz)	15MHz + 15MHz	QPSK / 16QAM / 64QAM	1 RB / 0 RB Offset 1 RB / 74 RB Offset
		20825 to 21277 20945 to 21397	20825(2507.5MHz)+ 20945(2519.5MHz), 21051(2530.1MHz)+ 21171(2542.1MHz), 21277(2552.7MHz)+ 21397(2564.7MHz)	15MHz + 10MHz	QPSK / 16QAM / 64QAM	1 RB / 0 RB Offset 1 RB / 49 RB Offset 1 RB / 74 RB Offset
		20805 to 21206 20949 to 21350	20805(2505.5MHz)+ 20949(2519.9MHz), 21006(2525.6MHz)+ 21150(2540.0MHz), 21206(2545.6MHz)+ 21350(2560.0MHz)	10MHz + 20MHz	QPSK / 16QAM / 64QAM	1 RB / 0 RB Offset 1 RB / 49 RB Offset 1 RB / 99 RB Offset
		20850 to 21251 20994 to 21395	20850(2510.0MHz)+ 20994(2524.4MHz), 21051(2530.1MHz)+ 21195(2544.5MHz), 21251(2550.1MHz)+ 21395(2564.5MHz)	20MHz + 10MHz	QPSK / 16QAM / 64QAM	1 RB / 0 RB Offset 1 RB / 49 RB Offset 1 RB / 99 RB Offset
-	Emission Mask	20828 to 21179 20999 to 21350	20828(2507.8MHz)+ 20999(2524.9MHz), 21003(2525.3MHz)+ 21174(2542.4MHz), 21179(2542.9MHz)+ 21350(2560.0MHz)	15MHz + 20MHz	QPSK	1 RB / 0 RB Offset 1 RB / 74 RB Offset 75 RB / 0 RB Offset 1 RB / 99 RB Offset 100 RB / 0 RB Offset
-	Peak to Average Ratio	20828 to 21179 20999 to 21350	20828(2507.8MHz)+ 20999(2524.9MHz), 21003(2525.3MHz)+ 21174(2542.4MHz), 21179(2542.9MHz)+ 21350(2560.0MHz)	15MHz + 20MHz	QPSK	1 RB / 0 RB Offset 1 RB / 74 RB Offset
-	Conducted Emission	20828 to 21179 20999 to 21350	20828(2507.8MHz)+ 20999(2524.9MHz), 21003(2525.3MHz)+ 21174(2542.4MHz), 21179(2542.9MHz)+ 21350(2560.0MHz)	15MHz + 20MHz	QPSK	1 RB / 0 RB Offset 1 RB / 74 RB Offset
-	Radiated Emission Below 1GHz	20828 to 21179 20999 to 21350	20828(2507.8MHz)+ 20999(2524.9MHz)	15MHz + 20MHz	QPSK	1 RB / 0 RB Offset 1 RB / 74 RB Offset
-	Radiated Emission Above 1GHz	20828 to 21179 20999 to 21350	20828(2507.8MHz)+ 20999(2524.9MHz), 21003(2525.3MHz)+ 21174(2542.4MHz), 21179(2542.9MHz)+ 21350(2560.0MHz)	15MHz + 20MHz	QPSK	1 RB / 0 RB Offset 1 RB / 74 RB Offset

Note:

1. This device was tested under all bandwidths, RB configurations and modulations. The worst case was found in QPSK modulation.
2. LTE CA mode is similar to digital modulation in LTE single frequency band, so please refer to BV CPS report no.: RF200109E02-2 for the modulation characteristics data of CA mode.

LTE Band 38 (CA 38C)

EUT Configure Mode	Test item	Available channel	Tested channel	Channel Bandwidth	Modulation	Mode
-	EIRP	37850 to 37952 38048 to 38150	37850(2580.0MHz)+ 38048(2599.8MHz), 37901(2585.1MHz)+ 38099(2604.9MHz), 37952(2590.2MHz)+ 38150(2610.0MHz)	20MHz + 20MHz	QPSK / 16QAM / 64QAM	1 RB / 0 RB Offset 1 RB / 99 RB Offset
		37825 to 38025 37975 to 38175	37825(2577.5MHz)+ 37975(2592.5MHz), 37925(2587.5MHz)+ 38075(2602.5MHz), 38025(2597.5MHz)+ 38175(2612.5MHz)	15MHz + 15MHz	QPSK / 16QAM / 64QAM	1 RB / 0 RB Offset 1 RB / 74 RB Offset
-	Frequency Stability	37850 to 37952 38048 to 38150	37952(2590.2MHz)+ 38150(2610.0MHz)	20MHz + 20MHz	QPSK	100 RB / 0 RB Offset
-	Occupied Bandwidth	37850 to 37952 38048 to 38150	37850(2580.0MHz)+ 38048(2599.8MHz), 37901(2585.1MHz)+ 38099(2604.9MHz), 37952(2590.2MHz)+ 38150(2610.0MHz)	20MHz + 20MHz	QPSK	100 RB / 0 RB Offset
		37825 to 38025 37975 to 38175	37825(2577.5MHz)+ 37975(2592.5MHz), 37925(2587.5MHz)+ 38075(2602.5MHz), 38025(2597.5MHz)+ 38175(2612.5MHz)	15MHz + 15MHz	QPSK / 16QAM / 64QAM	1 RB / 0 RB Offset 1 RB / 74 RB Offset
-	Emission Mask	37850 to 37952 38048 to 38150	37850(2580.0MHz)+ 38048(2599.8MHz), 37901(2585.1MHz)+ 38099(2604.9MHz), 37952(2590.2MHz)+ 38150(2610.0MHz)	20MHz + 20MHz	QPSK	1 RB / 0 RB Offset 1 RB / 99 RB Offset 100 RB / 0 RB Offset
-	Peak to Average Ratio	37850 to 37952 38048 to 38150	37850(2580.0MHz)+ 38048(2599.8MHz), 37901(2585.1MHz)+ 38099(2604.9MHz), 37952(2590.2MHz)+ 38150(2610.0MHz)	20MHz + 20MHz	QPSK	1 RB / 0 RB Offset 1 RB / 99 RB Offset
-	Conducted Emission	37850 to 37952 38048 to 38150	37850(2580.0MHz)+ 38048(2599.8MHz), 37901(2585.1MHz)+ 38099(2604.9MHz), 37952(2590.2MHz)+ 38150(2610.0MHz)	20MHz + 20MHz	QPSK	1 RB / 0 RB Offset 1 RB / 99 RB Offset
-	Radiated Emission Below 1GHz	37850 to 37952 38048 to 38150	37952(2590.2MHz)+ 38150(2610.0MHz)	20MHz + 20MHz	QPSK	1 RB / 0 RB Offset 1 RB / 99 RB Offset
-	Radiated Emission Above 1GHz	37850 to 37952 38048 to 38150	37850(2580.0MHz)+ 38048(2599.8MHz), 37901(2585.1MHz)+ 38099(2604.9MHz), 37952(2590.2MHz)+ 38150(2610.0MHz)	20MHz + 20MHz	QPSK	1 RB / 0 RB Offset 1 RB / 99 RB Offset

Note:

1. This device was tested under all bandwidths, RB configurations and modulations. The worst case was found in QPSK modulation.
2. LTE CA mode is similar to digital modulation in LTE single frequency band, so please refer to BV CPS report no.: RF200109E02-2 for the modulation characteristics data of CA mode.

LTE Band 41 (CA 41C)

EUT Configure Mode	Test item	Available channel	Tested channel	Channel Bandwidth	Modulation	Mode
-	EIRP	39750 to 41292 39948 to 41490	39750(2506.0MHz)+ 39948(2525.8MHz), 40521(2583.1MHz)+ 40719(2602.9MHz), 41292(2660.2MHz)+ 41490(2680.0MHz)	20MHz + 20MHz	QPSK / 16QAM / 64QAM	1 RB / 0 RB Offset 1 RB / 99 RB Offset
-		39750 to 41440 39867 to 41557	39750(2506.0MHz)+ 39867(2517.7MHz), 40595(2590.5MHz)+ 40712(2602.2MHz), 41440(2675.0MHz)+ 41557(2686.7MHz)	20MHz + 5MHz	QPSK / 16QAM / 64QAM	1 RB / 0 RB Offset 1 RB / 24 RB Offset 1 RB / 99 RB Offset
-		39750 to 41391 39894 to 41535	39750(2506.0MHz)+ 39894(2520.4MHz), 40571(2588.1MHz)+ 40715(2602.5MHz), 41391(2670.1MHz)+ 41535(2684.5MHz)	20MHz + 10MHz	QPSK / 16QAM / 64QAM	1 RB / 0 RB Offset 1 RB / 49 RB Offset 1 RB / 99 RB Offset
-		39750 to 41341 39921 to 51512	39750(2506.0MHz)+ 39921(2523.1MHz), 40546(2585.6MHz)+ 40717(2602.7MHz), 41341(2665.1MHz)+ 51512(2682.2MHz)	20MHz + 15MHz	QPSK / 16QAM / 64QAM	1 RB / 0 RB Offset 1 RB / 74 RB Offset 1 RB / 99 RB Offset
-		39725 to 41417 39845 to 41537	39725(2503.5MHz)+ 39845(2515.5MHz), 40571(2588.1MHz)+ 40691(2600.1MHz), 41417(2672.7MHz)+ 41537(2684.7MHz)	15MHz + 10MHz	QPSK / 16QAM / 64QAM	1 RB / 0 RB Offset 1 RB / 49 RB Offset 1 RB / 74 RB Offset
-		39725 to 41365 39875 to 41515	39725(2503.5MHz)+ 39875(2518.5MHz), 40545(2585.5MHz)+ 40695(2600.5MHz), 41365(2667.5MHz)+ 41515(2682.5MHz)	15MHz + 15MHz	QPSK / 16QAM / 64QAM	1 RB / 0 RB Offset 1 RB / 74 RB Offset
-		39728 to 41319 39899 to 41490	39728(2503.8MHz)+ 39899(2520.9MHz), 40523(2583.3MHz)+ 40694(2600.4MHz), 41319(2662.9MHz)+ 41490(2680.0MHz)	15MHz + 20MHz	QPSK / 16QAM / 64QAM	1 RB / 0 RB Offset 1 RB / 74 RB Offset 1 RB / 99 RB Offset
-		39703 to 41395 39823 to 41515	39703(2501.3MHz)+ 39823(2513.3MHz), 40549(2585.9MHz)+ 40669(2597.9MHz), 41395(2670.5MHz)+ 41515(2682.5MHz)	10MHz + 15MHz	QPSK / 16QAM / 64QAM	1 RB / 0 RB Offset 1 RB / 49 RB Offset 1 RB / 74 RB Offset
-		39705 to 41346 39849 to 41490	39705(2501.5MHz)+ 39849(2515.9MHz), 40526(2583.6MHz)+ 40670(2598.0MHz), 41346(2665.6MHz)+ 41490(2680.0MHz)	10MHz + 20MHz	QPSK / 16QAM / 64QAM	1 RB / 0 RB Offset 1 RB / 49 RB Offset 1 RB / 99 RB Offset
-	39683 to 41373 39800 to 41490	39683(2499.3MHz)+ 39800(2511.0MHz), 40528(2583.8MHz)+ 40645(2595.5MHz), 41373(2668.3MHz)+ 41490(2680.0MHz)	5MHz + 20MHz	QPSK / 16QAM / 64QAM	1 RB / 0 RB Offset 1 RB / 24 RB Offset 1 RB / 99 RB Offset	
-	Frequency Stability	39750 to 41292 39948 to 41490	41292(2660.2MHz)+ 41490(2680.0MHz)	20MHz + 20MHz	QPSK	100 RB / 0 RB Offset

EUT Configure Mode	Test item	Available channel	Tested channel	Channel Bandwidth	Modulation	Mode
-	Occupied Bandwidth	39750 to 41292 39948 to 41490	39750(2506.0MHz)+ 39948(2525.8MHz), 40521(2583.1MHz)+ 40719(2602.9MHz), 41292(2660.2MHz)+ 41490(2680.0MHz)	20MHz + 20MHz	QPSK / 16QAM / 64QAM	1 RB / 0 RB Offset 1 RB / 99 RB Offset
		39750 to 41440 39867 to 41557	39750(2506.0MHz)+ 39867(2517.7MHz), 40595(2590.5MHz)+ 40712(2602.2MHz), 41440(2675.0MHz)+ 41557(2686.7MHz)	20MHz + 5MHz	QPSK / 16QAM / 64QAM	1 RB / 0 RB Offset 1 RB / 24 RB Offset 1 RB / 99 RB Offset
		39750 to 41391 39894 to 41535	39750(2506.0MHz)+ 39894(2520.4MHz), 40571(2588.1MHz)+ 40715(2602.5MHz), 41391(2670.1MHz)+ 41535(2684.5MHz)	20MHz + 10MHz	QPSK / 16QAM / 64QAM	1 RB / 0 RB Offset 1 RB / 49 RB Offset 1 RB / 99 RB Offset
		39750 to 41341 39921 to 51512	39750(2506.0MHz)+ 39921(2523.1MHz), 40546(2585.6MHz)+ 40717(2602.7MHz), 41341(2665.1MHz)+ 51512(2682.2MHz)	20MHz + 15MHz	QPSK / 16QAM / 64QAM	1 RB / 0 RB Offset 1 RB / 74 RB Offset 1 RB / 99 RB Offset
		39725 to 41417 39845 to 41537	39725(2503.5MHz)+ 39845(2515.5MHz), 40571(2588.1MHz)+ 40691(2600.1MHz), 41417(2672.7MHz)+ 41537(2684.7MHz)	15MHz + 10MHz	QPSK / 16QAM / 64QAM	1 RB / 0 RB Offset 1 RB / 49 RB Offset 1 RB / 74 RB Offset
		39725 to 41365 39875 to 41515	39725(2503.5MHz)+ 39875(2518.5MHz), 40545(2585.5MHz)+ 40695(2600.5MHz), 41365(2667.5MHz)+ 41515(2682.5MHz)	15MHz + 15MHz	QPSK / 16QAM / 64QAM	1 RB / 0 RB Offset 1 RB / 74 RB Offset
		39728 to 41319 39899 to 41490	39728(2503.8MHz)+ 39899(2520.9MHz), 40523(2583.3MHz)+ 40694(2600.4MHz), 41319(2662.9MHz)+ 41490(2680.0MHz)	15MHz + 20MHz	QPSK / 16QAM / 64QAM	1 RB / 0 RB Offset 1 RB / 74 RB Offset 1 RB / 99 RB Offset
		39703 to 41395 39823 to 41515	39703(2501.3MHz)+ 39823(2513.3MHz), 40549(2585.9MHz)+ 40669(2597.9MHz), 41395(2670.5MHz)+ 41515(2682.5MHz)	10MHz + 15MHz	QPSK / 16QAM / 64QAM	1 RB / 0 RB Offset 1 RB / 49 RB Offset 1 RB / 74 RB Offset
		39705 to 41346 39849 to 41490	39705(2501.5MHz)+ 39849(2515.9MHz), 40526(2583.6MHz)+ 40670(2598.0MHz), 41346(2665.6MHz)+ 41490(2680.0MHz)	10MHz + 20MHz	QPSK / 16QAM / 64QAM	1 RB / 0 RB Offset 1 RB / 49 RB Offset 1 RB / 99 RB Offset
	39683 to 41373 39800 to 41490	39683(2499.3MHz)+ 39800(2511.0MHz), 40528(2583.8MHz)+ 40645(2595.5MHz), 41373(2668.3MHz)+ 41490(2680.0MHz)	5MHz + 20MHz	QPSK / 16QAM / 64QAM	1 RB / 0 RB Offset 1 RB / 24 RB Offset 1 RB / 99 RB Offset	
-	Emission Mask	39750 to 41292 39948 to 41490	39750(2506.0MHz)+ 39948(2525.8MHz), 40521(2583.1MHz)+ 40719(2602.9MHz), 41292(2660.2MHz)+ 41490(2680.0MHz)	20MHz + 20MHz	QPSK	1 RB / 0 RB Offset 1 RB / 99 RB Offset 100 RB / 0 RB Offset



EUT Configure Mode	Test item	Available channel	Tested channel	Channel Bandwidth	Modulation	Mode
-	Peak to Average Ratio	39750 to 41292 39948 to 41490	39750(2506.0MHz)+ 39948(2525.8MHz), 40521(2583.1MHz)+ 40719(2602.9MHz), 41292(2660.2MHz)+ 41490(2680.0MHz)	20MHz + 20MHz	QPSK	1 RB / 0 RB Offset 1 RB / 99 RB Offset
-	Conducted Emission	39750 to 41292 39948 to 41490	39750(2506.0MHz)+ 39948(2525.8MHz), 40521(2583.1MHz)+ 40719(2602.9MHz), 41292(2660.2MHz)+ 41490(2680.0MHz)	20MHz + 20MHz	QPSK	1 RB / 0 RB Offset 1 RB / 99 RB Offset
-	Radiated Emission Below 1GHz	39750 to 41292 39948 to 41490	41292(2660.2MHz)+ 41490(2680.0MHz)	20MHz + 20MHz	QPSK	1 RB / 0 RB Offset 1 RB / 99 RB Offset
-	Radiated Emission Above 1GHz	39750 to 41292 39948 to 41490	39750(2506.0MHz)+ 39948(2525.8MHz), 40521(2583.1MHz)+ 40719(2602.9MHz), 41292(2660.2MHz)+ 41490(2680.0MHz)	20MHz + 20MHz	QPSK	1 RB / 0 RB Offset 1 RB / 99 RB Offset

**Note:**

1. This device was tested under all bandwidths, RB configurations and modulations. The worst case was found in QPSK modulation.
2. LTE CA mode is similar to digital modulation in LTE single frequency band, so please refer to BV CPS report no.: RF200109E02-2 for the modulation characteristics data of CA mode.

LTE Band 66 (CA 66C)

EUT Configure Mode	Test item	Available channel	Tested channel	Channel Bandwidth	Modulation	Mode
-	EIRP	132072 to 132374 132270 to 132572	132072(1720.0MHz)+ 132270(1739.8MHz), 132323(1745.1MHz)+ 132521(1764.9MHz), 132374(1750.2MHz)+ 132572(1770.0MHz)	20MHz + 20MHz	QPSK / 16QAM / 64QAM	1 RB / 0 RB Offset 1 RB / 99 RB Offset
		132072 to 132423 132243 to 132594	132072(1720.0MHz)+ 132243(1737.1MHz), 132348(1747.6MHz)+ 132519(1764.7MHz), 132423(1755.1MHz)+ 132594(1772.2MHz)	20MHz + 15MHz	QPSK / 16QAM / 64QAM	1 RB / 0 RB Offset 1 RB / 74 RB Offset 1 RB / 99 RB Offset
		132072 to 132473 132216 to 132617	132072(1720.0MHz)+ 132216(1734.4MHz), 132373(1750.1MHz)+ 132517(1764.5MHz), 132473(1760.1MHz)+ 132617(1774.5MHz)	20MHz + 10MHz	QPSK / 16QAM / 64QAM	1 RB / 0 RB Offset 1 RB / 49 RB Offset 1 RB / 99 RB Offset
		132072 to 132522 132189 to 132639	132072(1720.0MHz)+ 132189(1731.7MHz), 132397(1752.5MHz)+ 132514(1764.2MHz), 132522(1765.0MHz)+ 132639(1776.7MHz)	20MHz + 5MHz	QPSK / 16QAM / 64QAM	1 RB / 0 RB Offset 1 RB / 24 RB Offset 1 RB / 99 RB Offset
		132005 to 132455 132122 to 132572	132005(1713.3MHz)+ 132122(1725.0MHz), 132330(1745.8MHz)+ 132447(1757.5MHz), 132455(1758.3MHz)+ 132572(1770.0MHz)	5MHz + 20MHz	QPSK / 16QAM / 64QAM	1 RB / 0 RB Offset 1 RB / 24 RB Offset 1 RB / 99 RB Offset
		132027 to 132428 132171 to 132572	132027(1715.5MHz)+ 132171(1729.9MHz), 132328(1745.6MHz)+ 132472(1760.0MHz), 132428(1755.6MHz)+ 132572(1770.0MHz)	10MHz + 20MHz	QPSK / 16QAM / 64QAM	1 RB / 0 RB Offset 1 RB / 49 RB Offset 1 RB / 99 RB Offset
		132050 to 132401 132221 to 132572	132050(1717.8MHz)+ 132221(1734.9MHz), 132325(1745.3MHz)+ 132496(1762.4MHz), 132401(1752.9MHz)+ 132572(1770.0MHz)	15MHz + 20MHz	QPSK / 16QAM / 64QAM	1 RB / 0 RB Offset 1 RB / 74 RB Offset 1 RB / 99 RB Offset
		132025 to 132477 132145 to 132597	132025(1715.3MHz)+ 132145(1727.3MHz), 132351(1747.9MHz)+ 132471(1759.9MHz), 132477(1760.5MHz)+ 132597(1772.5MHz)	10MHz + 15MHz	QPSK / 16QAM / 64QAM	1 RB / 0 RB Offset 1 RB / 49 RB Offset 1 RB / 74 RB Offset
		132047 to 132447 132197 to 132597	132047(1717.5MHz)+ 132197(1732.5MHz), 132347(1747.5MHz)+ 132497(1762.5MHz), 132447(1757.5MHz)+ 132597(1772.5MHz)	15MHz + 15MHz	QPSK / 16QAM / 64QAM	1 RB / 0 RB Offset 1 RB / 74 RB Offset
		132047 to 132499 132167 to 132619	132047(1715.3MHz)+ 132167(1729.5MHz), 132373(1750.1MHz)+ 132493(1762.1MHz), 132499(1762.7MHz)+ 132619(1774.7MHz)	15MHz + 10MHz	QPSK / 16QAM / 64QAM	1 RB / 0 RB Offset 1 RB / 24 RB Offset 1 RB / 74 RB Offset
-	Frequency Stability	132072 to 132374 132270 to 132572	132323(1745.1MHz)+ 132521(1764.9MHz)	20MHz + 20MHz	QPSK	100 RB / 0 RB Offset

EUT Configure Mode	Test item	Available channel	Tested channel	Channel Bandwidth	Modulation	Mode
-	Occupied Bandwidth	132072 to 132374 132270 to 132572	132072(1720.0MHz)+ 132270(1739.8MHz), 132323(1745.1MHz)+ 132521(1764.9MHz), 132374(1750.2MHz)+ 132572(1770.0MHz)	20MHz + 20MHz	QPSK / 16QAM / 64QAM	1 RB / 0 RB Offset 1 RB / 99 RB Offset
		132072 to 132423 132243 to 132594	132072(1720.0MHz)+ 132243(1737.1MHz), 132348(1747.6MHz)+ 132519(1764.7MHz), 132423(1755.1MHz)+ 132594(1772.2MHz)	20MHz + 15MHz	QPSK / 16QAM / 64QAM	1 RB / 0 RB Offset 1 RB / 74 RB Offset 1 RB / 99 RB Offset
		132072 to 132473 132216 to 132617	132072(1720.0MHz)+ 132216(1734.4MHz), 132373(1750.1MHz)+ 132517(1764.5MHz), 132473(1760.1MHz)+ 132617(1774.5MHz)	20MHz + 10MHz	QPSK / 16QAM / 64QAM	1 RB / 0 RB Offset 1 RB / 49 RB Offset 1 RB / 99 RB Offset
		132072 to 132522 132189 to 132639	132072(1720.0MHz)+ 132189(1731.7MHz), 132397(1752.5MHz)+ 132514(1764.2MHz), 132522(1765.0MHz)+ 132639(1776.7MHz)	20MHz + 5MHz	QPSK / 16QAM / 64QAM	1 RB / 0 RB Offset 1 RB / 24 RB Offset 1 RB / 99 RB Offset
		132005 to 132455 132122 to 132572	132005(1713.3MHz)+ 132122(1725.0MHz), 132330(1745.8MHz)+ 132447(1757.5MHz), 132455(1758.3MHz)+ 132572(1770.0MHz)	5MHz + 20MHz	QPSK / 16QAM / 64QAM	1 RB / 0 RB Offset 1 RB / 24 RB Offset 1 RB / 99 RB Offset
		132027 to 132428 132171 to 132572	132027(1715.5MHz)+ 132171(1729.9MHz), 132328(1745.6MHz)+ 132472(1760.0MHz), 132428(1755.6MHz)+ 132572(1770.0MHz)	10MHz + 20MHz	QPSK / 16QAM / 64QAM	1 RB / 0 RB Offset 1 RB / 49 RB Offset 1 RB / 99 RB Offset
		132050 to 132401 132221 to 132572	132050(1717.8MHz)+ 132221(1734.9MHz), 132325(1745.3MHz)+ 132496(1762.4MHz), 132401(1752.9MHz)+ 132572(1770.0MHz)	15MHz + 20MHz	QPSK / 16QAM / 64QAM	1 RB / 0 RB Offset 1 RB / 74 RB Offset 1 RB / 99 RB Offset
		132025 to 132477 132145 to 132597	132025(1715.3MHz)+ 132145(1727.3MHz), 132351(1747.9MHz)+ 132471(1759.9MHz), 132477(1760.5MHz)+ 132597(1772.5MHz)	10MHz + 15MHz	QPSK / 16QAM / 64QAM	1 RB / 0 RB Offset 1 RB / 49 RB Offset 1 RB / 74 RB Offset
		132047 to 132447 132197 to 132597	132047(1717.5MHz)+ 132197(1732.5MHz), 132347(1747.5MHz)+ 132497(1762.5MHz), 132447(1757.5MHz)+ 132597(1772.5MHz)	15MHz + 15MHz	QPSK / 16QAM / 64QAM	1 RB / 0 RB Offset 1 RB / 74 RB Offset
	132047 to 132499 132167 to 132619	132047(1715.3MHz)+ 132167(1729.5MHz), 132373(1750.1MHz)+ 132493(1762.1MHz), 132499(1762.7MHz)+ 132619(1774.7MHz)	15MHz + 10MHz	QPSK / 16QAM / 64QAM	1 RB / 0 RB Offset 1 RB / 24 RB Offset 1 RB / 74 RB Offset	
-	Band Edge	132072 to 132374 132270 to 132572	132072(1720.0MHz)+ 132270(1739.8MHz), 132374(1750.2MHz)+ 132572(1770.0MHz)	20MHz + 20MHz	QPSK	1 RB / 0 RB Offset 1 RB / 99 RB Offset 100 RB / 0 RB Offset

EUT Configure Mode	Test item	Available channel	Tested channel	Channel Bandwidth	Modulation	Mode
-	Peak to Average Ratio	132072 to 132374 132270 to 132572	132072(1720.0MHz)+ 132270(1739.8MHz), 132323(1745.1MHz)+ 132521(1764.9MHz), 132374(1750.2MHz)+ 132572(1770.0MHz)	20MHz + 20MHz	QPSK	1 RB / 0 RB Offset 1 RB / 99 RB Offset
-	Conducted Emission	132072 to 132374 132270 to 132572	132072(1720.0MHz)+ 132270(1739.8MHz), 132323(1745.1MHz)+ 132521(1764.9MHz), 132374(1750.2MHz)+ 132572(1770.0MHz)	20MHz + 20MHz	QPSK	1 RB / 0 RB Offset 1 RB / 99 RB Offset
-	Radiated Emission Below 1GHz	132072 to 132374 132270 to 132572	132323(1745.1MHz)+ 132521(1764.9MHz)	20MHz + 20MHz	QPSK	1 RB / 0 RB Offset 1 RB / 99 RB Offset
-	Radiated Emission Above 1GHz	132072 to 132374 132270 to 132572	132072(1720.0MHz)+ 132270(1739.8MHz), 132323(1745.1MHz)+ 132521(1764.9MHz), 132374(1750.2MHz)+ 132572(1770.0MHz)	20MHz + 20MHz	QPSK	1 RB / 0 RB Offset 1 RB / 99 RB Offset

Note:

1. This device was tested under all bandwidths, RB configurations and modulations. The worst case was found in QPSK modulation.
2. LTE CA mode is similar to digital modulation in LTE single frequency band, so please refer to BV CPS report no.: RF200109E02-2 for the modulation characteristics data of CA mode.

LTE Band 66 (CA 66B)

EUT Configure Mode	Test item	Available channel	Tested channel	Channel Bandwidth	Modulation	Mode
-	EIRP	132022 to 132523 132121 to 132622	132022(1715.0MHz)+ 132121(1724.9MHz), 132373(1750.1MHz)+ 132472(1760.0MHz), 132523(1765.1MHz)+ 132622(1775.0MHz)	10MHz + 10MHz	QPSK / 16QAM / 64QAM	1 RB / 0 RB Offset 1 RB / 49 RB Offset
-		132002 to 132504 132095 to 132597	132002(1713.0MHz)+ 132095(1722.3MHz), 132353(1748.1MHz)+ 132447(1757.4MHz), 132504(1763.2MHz)+ 132597(1772.5MHz)	5MHz + 15MHz	QPSK / 16QAM / 64QAM	1 RB / 0 RB Offset 1 RB / 24 RB Offset 1 RB / 79 RB Offset
-		132047 to 132549 132140 to 132642	132047(1717.5MHz)+ 132140(1726.8MHz), 132398(1752.6MHz)+ 132491(1761.9MHz), 132549(1767.7MHz)+ 132642(1777.0MHz)	15MHz + 5MHz	QPSK / 16QAM / 64QAM	1 RB / 0 RB Offset 1 RB / 24 RB Offset 1 RB / 74 RB Offset
-		132000 to 132550 132072 to 132622	132000(1712.8MHz)+ 132072(1720.0MHz), 132375(1750.3MHz)+ 132447(1757.5MHz), 132550(1767.8MHz)+ 132622(1775.0MHz)	5MHz + 10MHz	QPSK / 16QAM / 64QAM	1 RB / 0 RB Offset 1 RB / 24 RB Offset 1 RB / 49 RB Offset
-		132022 to 132572 132094 to 132644	132022(1715.0MHz)+ 132094(1722.2MHz), 132397(1752.5MHz)+ 132469(1759.7MHz), 132572(1770.0MHz)+ 132644(1777.2MHz)	10MHz + 5MHz	QPSK / 16QAM / 64QAM	1 RB / 0 RB Offset 1 RB / 24 RB Offset 1 RB / 74 RB Offset
-		131997 to 132599 132045 to 132647	131997(1712.5MHz)+ 132045(1717.3MHz), 132398(1752.6MHz)+ 132446(1757.4MHz), 132599(1772.7MHz)+ 132647(1777.5MHz)	5MHz + 5MHz	QPSK / 16QAM / 64QAM	1 RB / 0 RB Offset 1 RB / 24 RB Offset
-	Frequency Stability	132022 to 132523 132121 to 132622	132022(1715.0MHz)+ 132121(1724.9MHz)	10MHz + 10MHz	QPSK	50 RB / 0 RB Offset

EUT Configure Mode	Test item	Available channel	Tested channel	Channel Bandwidth	Modulation	Mode
-	Occupied Bandwidth	132022 to 132523 132121 to 132622	132022(1715.0MHz)+ 132121(1724.9MHz), 132373(1750.1MHz)+ 132472(1760.0MHz), 132523(1765.1MHz)+ 132622(1775.0MHz)	10MHz + 10MHz	QPSK / 16QAM / 64QAM	1 RB / 0 RB Offset 1 RB / 49 RB Offset
		132002 to 132504 132095 to 132597	132002(1713.0MHz)+ 132095(1722.3MHz), 132353(1748.1MHz)+ 132447(1757.4MHz), 132504(1763.2MHz)+ 132597(1772.5MHz)	5MHz + 15MHz	QPSK / 16QAM / 64QAM	1 RB / 0 RB Offset 1 RB / 24 RB Offset 1 RB / 79 RB Offset
		132047 to 132549 132140 to 132642	132047(1717.5MHz)+ 132140(1726.8MHz), 132398(1752.6MHz)+ 132491(1761.9MHz), 132549(1767.7MHz)+ 132642(1777.0MHz)	15MHz + 5MHz	QPSK / 16QAM / 64QAM	1 RB / 0 RB Offset 1 RB / 24 RB Offset 1 RB / 74 RB Offset
		132000 to 132550 132072 to 132622	132000(1712.8MHz)+ 132072(1720.0MHz), 132375(1750.3MHz)+ 132447(1757.5MHz), 132550(1767.8MHz)+ 132622(1775.0MHz)	5MHz + 10MHz	QPSK / 16QAM / 64QAM	1 RB / 0 RB Offset 1 RB / 24 RB Offset 1 RB / 49 RB Offset
		132022 to 132572 132094 to 132644	132022(1715.0MHz)+ 132094(1722.2MHz), 132397(1752.5MHz)+ 132469(1759.7MHz), 132572(1770.0MHz)+ 132644(1777.2MHz)	10MHz + 5MHz	QPSK / 16QAM / 64QAM	1 RB / 0 RB Offset 1 RB / 24 RB Offset 1 RB / 74 RB Offset
		131997 to 132599 132045 to 132647	131997(1712.5MHz)+ 132045(1717.3MHz), 132398(1752.6MHz)+ 132446(1757.4MHz), 132599(1772.7MHz)+ 132647(1777.5MHz)	5MHz + 5MHz	QPSK / 16QAM / 64QAM	1 RB / 0 RB Offset 1 RB / 24 RB Offset
-	Band Edge	132022 to 132523 132121 to 132622	132022(1715.0MHz)+ 132121(1724.9MHz), 132523(1765.1MHz)+ 132622(1775.0MHz)	10MHz + 10MHz	QPSK	1 RB / 0 RB Offset 1 RB / 49 RB Offset 50 RB / 0 RB Offset
-	Peak to Average Ratio	132022 to 132523 132121 to 132622	132022(1715.0MHz)+ 132121(1724.9MHz), 132373(1750.1MHz)+ 132472(1760.0MHz), 132523(1765.1MHz)+ 132622(1775.0MHz)	10MHz + 10MHz	QPSK	1 RB / 49 RB Offset 1 RB / 0 RB Offset
-	Conducted Emission	132022 to 132523 132121 to 132622	132022(1715.0MHz)+ 132121(1724.9MHz), 132373(1750.1MHz)+ 132472(1760.0MHz), 132523(1765.1MHz)+ 132622(1775.0MHz)	10MHz + 10MHz	QPSK	1 RB / 49 RB Offset 1 RB / 0 RB Offset
-	Radiated Emission Above 1GHz	132022 to 132523 132121 to 132622	132022(1715.0MHz)+ 132121(1724.9MHz)	10MHz + 10MHz	QPSK	1 RB / 49 RB Offset 1 RB / 0 RB Offset
-	Radiated Emission Above 1GHz	132022 to 132523 132121 to 132622	132022(1715.0MHz)+ 132121(1724.9MHz), 132373(1750.1MHz)+ 132472(1760.0MHz), 132523(1765.1MHz)+ 132622(1775.0MHz)	10MHz + 10MHz	QPSK	1 RB / 49 RB Offset 1 RB / 0 RB Offset

**Note:**

1. This device was tested under all bandwidths, RB configurations and modulations. The worst case was found in QPSK modulation.
2. LTE CA mode is similar to digital modulation in LTE single frequency band, so please refer to BV CPS report no.: RF200109E02-2 for the modulation characteristics data of CA mode.

Test Condition:

Test Item	Environmental Conditions	Input Power	Tested By
EIRP	25deg. C, 70%RH	5Vdc	James Yang
Frequency Stability	25deg. C, 70%RH	5Vdc	James Yang
Occupied Bandwidth	24deg. C, 64%RH	5Vdc	James Yang
Band Edge	24deg. C, 64%RH	5Vdc	James Yang
Peak To Average Ratio	24deg. C, 64%RH	5Vdc	James Yang
Conducted Emission	24deg. C, 64%RH	5Vdc	James Yang
Radiated Emission	22deg. C, 68%RH	120Vac, 60Hz	Greg Lin

### 3.4 EUT Operating Conditions

The EUT makes a call to the communication simulator. The communication simulator station system controlled a EUT to export maximum output power under transmission mode and specific channel frequency

### 3.5 General Description of Applied Standards and References

The EUT is a RF Product. According to the specifications of the manufacturer, it must comply with the requirements of the following standards and References:

**Test Standard:**

**FCC 47 CFR Part 2**

**FCC 47 CFR Part 27**

**ANSI/TIA/EIA-603-E 2016**

**ANSI 63.26-2015**

All test items have been performed and recorded as per the above standards.

**References Test Guidance:**

**KDB 971168 D01 Power Meas License Digital Systems v03r01**

All test items have been performed as a reference to the above KDB test guidance.

## 4 Test Types and Results

### 4.1 Output Power Measurement

#### 4.1.1 Limits of Output Power Measurement

LTE Band 66:  
Mobile / Portable station are limited to 1 watts e.i.r.p.

LTE Band 7, LTE Band 38, LTE Band 41:  
Mobile stations are limited to 2.0 watts EIRP. All user stations are limited to 2.0 watts transmitter output power.

#### 4.1.2 Test Procedures

##### Conducted Power Measurement:

The EUT was set up for the maximum power with LTE link data modulation and link up with simulator. Set the EUT to transmit under low, middle and high channel and record the power level shown on simulator.

##### Maximum EIRP

The relevant equation for determining the maximum ERP or EIRP from the measured RF output power is given in Equation as follows:

$$\text{ERP or EIRP} = P_{\text{Meas}} + G_{\text{T}}$$

where

ERP or EIRP effective radiated power or equivalent isotropically radiated power, respectively  
(expressed in the same units as  $P_{\text{Meas}}$ , e.g., dBm or dBW)

$P_{\text{Meas}}$  measured transmitter output power or PSD, in dBm or dBW

$G_{\text{T}}$  gain of the transmitting antenna, in dBd (ERP) or dBi (EIRP)

#### 4.1.3 Test Setup

Conducted Power Measurement:



For the actual test configuration, please refer to the attached file (Test Setup Photo).



#### 4.1.4 Test Results

#### Conducted Output Power (dBm)

#### LTE Band 7 (CA 7C)

Con- figure	Com- bination	PCC							SCC							Measurement Power
		Band	BW (MHz)	Modu- lation	RB Size	RB Offset	UL Chan.	UL Freq. (MHz)	Band	BW (MHz)	Modu- lation	RB Size	RB Offset	UL Chan.	UL Freq. (MHz)	Tx Power with UL-CA Active (dBm)
															Total	
Intra Band Conti- guous	CA_7C	7	15	QPSK	1	0	20828	2507.8	7	20	QPSK	1	99	20999	2524.9	17.51
					1	74						1	0			23.36
		7	15	QPSK	1	0	21003	2525.3	7	20	QPSK	1	99	21174	2542.4	17.36
					1	74						1	0			23.40
		7	15	QPSK	1	0	21179	2542.9	7	20	QPSK	1	99	21350	2560	17.30
					1	74						1	0			23.23
Intra Band Conti- guous	CA_7C	7	20	QPSK	1	0	20850	2510	7	15	QPSK	1	74	21021	2527.1	17.24
					1	99						1	0			22.68
		7	20	QPSK	1	0	21025	2527.5	7	15	QPSK	1	74	21196	2544.6	17.31
					1	99						1	0			23.32
		7	20	QPSK	1	0	21201	2545.1	7	15	QPSK	1	74	21372	2562.2	17.19
					1	99						1	0			23.33
Intra Band Conti- guous	CA_7C	7	15	QPSK	1	0	20825	2507.5	7	15	QPSK	1	74	20975	2522.5	17.15
					1	74						1	0			23.28
		7	15	QPSK	1	0	21025	2527.5	7	15	QPSK	1	74	21175	2542.5	17.13
					1	74						1	0			23.26
		7	15	QPSK	1	0	21225	2547.5	7	15	QPSK	1	74	21375	2562.5	17.12
					1	74						1	0			23.31
Intra Band Conti- guous	CA_7C	7	15	QPSK	1	0	20825	2507.5	7	10	QPSK	1	49	20945	2519.5	15.78
					1	74						1	0			23.29
		7	15	QPSK	1	0	21051	2530.1	7	10	QPSK	1	49	21171	2542.1	15.20
					1	74						1	0			23.11
		7	15	QPSK	1	0	21277	2552.7	7	10	QPSK	1	49	21397	2564.7	15.08
					1	74						1	0			23.00
Intra Band Conti- guous	CA_7C	7	10	QPSK	1	0	20805	2505.5	7	20	QPSK	1	99	20949	2519.9	17.05
					1	49						1	0			23.14
		7	10	QPSK	1	0	21006	2525.6	7	20	QPSK	1	99	21150	2540	17.08
					1	49						1	0			23.24
		7	10	QPSK	1	0	21206	2545.6	7	20	QPSK	1	99	21350	2560	17.09
					1	49						1	0			23.09
Intra Band Conti- guous	CA_7C	7	20	QPSK	1	0	20850	2510	7	10	QPSK	1	49	20994	2524.4	17.13
					1	99						1	0			22.99
		7	20	QPSK	1	0	21051	2530.1	7	10	QPSK	1	49	21195	2544.5	17.27
					1	99						1	0			23.13
		7	20	QPSK	1	0	21251	2550.1	7	10	QPSK	1	49	21395	2564.5	17.20
					1	99						1	0			22.70

Con- figure	Com- bination	PCC							SCC							Measurement Power
		Band	BW (MHz)	Modu- lation	RB Size	RB Offset	UL Chan.	UL Freq. (MHz)	Band	BW (MHz)	Modu- lation	RB Size	RB Offset	UL Chan.	UL Freq. (MHz)	Tx Power with UL-CA Active (dBm)
																Total
Intra Band Conti- guous	CA_7C	7	15	16QAM	1	0	20828	2507.8	7	20	16QAM	1	99	20999	2524.9	17.02
					1	74						1	0			22.64
		7	15	16QAM	1	0	21003	2525.3	7	20	16QAM	1	99	21174	2542.4	16.81
					1	74						1	0			22.94
		7	15	16QAM	1	0	21179	2542.9	7	20	16QAM	1	99	21350	2560	16.81
					1	74						1	0			22.76
Intra Band Conti- guous	CA_7C	7	20	16QAM	1	0	20850	2510	7	15	16QAM	1	74	21021	2527.1	16.90
					1	99						1	0			21.80
		7	20	16QAM	1	0	21025	2527.5	7	15	16QAM	1	74	21196	2544.6	16.77
					1	99						1	0			22.90
		7	20	16QAM	1	0	21201	2545.1	7	15	16QAM	1	74	21372	2562.2	16.72
					1	99						1	0			22.41
Intra Band Conti- guous	CA_7C	7	15	16QAM	1	0	20825	2507.5	7	15	16QAM	1	74	20975	2522.5	16.79
					1	74						1	0			22.35
		7	15	16QAM	1	0	21025	2527.5	7	15	16QAM	1	74	21175	2542.5	16.66
					1	74						1	0			22.25
		7	15	16QAM	1	0	21225	2547.5	7	15	16QAM	1	74	21375	2562.5	16.71
					1	74						1	0			22.38
Intra Band Conti- guous	CA_7C	7	15	16QAM	1	0	20825	2507.5	7	10	16QAM	1	49	20945	2519.5	15.22
					1	74						1	0			22.25
		7	15	16QAM	1	0	21051	2530.1	7	10	16QAM	1	49	21171	2542.1	14.96
					1	74						1	0			22.18
		7	15	16QAM	1	0	21277	2552.7	7	10	16QAM	1	49	21397	2564.7	14.85
					1	74						1	0			21.98
Intra Band Conti- guous	CA_7C	7	10	16QAM	1	0	20805	2505.5	7	20	16QAM	1	99	20949	2519.9	16.94
					1	49						1	0			22.26
		7	10	16QAM	1	0	21006	2525.6	7	20	16QAM	1	99	21150	2540	17.00
					1	49						1	0			22.33
		7	10	16QAM	1	0	21206	2545.6	7	20	16QAM	1	99	21350	2560	17.02
					1	49						1	0			22.27
Intra Band Conti- guous	CA_7C	7	20	16QAM	1	0	20850	2510	7	10	16QAM	1	49	20994	2524.4	17.09
					1	99						1	0			22.44
		7	20	16QAM	1	0	21051	2530.1	7	10	16QAM	1	49	21195	2544.5	17.08
					1	99						1	0			22.77
		7	20	16QAM	1	0	21251	2550.1	7	10	16QAM	1	49	21395	2564.5	17.09
					1	99						1	0			21.84

Configure	Combination	PCC							SCC							Measurement Power
		Band	BW (MHz)	Modulation	RB Size	RB Offset	UL Chan.	UL Freq. (MHz)	Band	BW (MHz)	Modulation	RB Size	RB Offset	UL Chan.	UL Freq. (MHz)	Tx Power with UL-CA Active (dBm)
																Total
Intra Band Contiguous	CA_7C	7	15	64QAM	1	0	20828	2507.8	7	20	64QAM	1	99	20999	2524.9	16.59
					1	74						1	0			22.49
		7	15	64QAM	1	0	21003	2525.3	7	20	64QAM	1	99	21174	2542.4	16.54
					1	74						1	0			22.54
		7	15	64QAM	1	0	21179	2542.9	7	20	64QAM	1	99	21350	2560	16.45
					1	74						1	0			22.41
Intra Band Contiguous	CA_7C	7	20	64QAM	1	0	20850	2510	7	15	64QAM	1	74	21021	2527.1	16.52
					1	99						1	0			20.28
		7	20	64QAM	1	0	21025	2527.5	7	15	64QAM	1	74	21196	2544.6	16.45
					1	99						1	0			20.73
		7	20	64QAM	1	0	21201	2545.1	7	15	64QAM	1	74	21372	2562.2	16.34
					1	99						1	0			20.00
Intra Band Contiguous	CA_7C	7	15	64QAM	1	0	20825	2507.5	7	15	64QAM	1	74	20975	2522.5	16.54
					1	74						1	0			19.68
		7	15	64QAM	1	0	21025	2527.5	7	15	64QAM	1	74	21175	2542.5	16.53
					1	74						1	0			19.65
		7	15	64QAM	1	0	21225	2547.5	7	15	64QAM	1	74	21375	2562.5	16.43
					1	74						1	0			20.09
Intra Band Contiguous	CA_7C	7	15	64QAM	1	0	20825	2507.5	7	10	64QAM	1	49	20945	2519.5	14.95
					1	74						1	0			20.54
		7	15	64QAM	1	0	21051	2530.1	7	10	64QAM	1	49	21171	2542.1	14.92
					1	74						1	0			20.41
		7	15	64QAM	1	0	21277	2552.7	7	10	64QAM	1	49	21397	2564.7	14.66
					1	74						1	0			19.48
Intra Band Contiguous	CA_7C	7	10	64QAM	1	0	20805	2505.5	7	20	64QAM	1	99	20949	2519.9	16.81
					1	49						1	0			20.84
		7	10	64QAM	1	0	21006	2525.6	7	20	64QAM	1	99	21150	2540	16.91
					1	49						1	0			20.01
		7	10	64QAM	1	0	21206	2545.6	7	20	64QAM	1	99	21350	2560	16.93
					1	49						1	0			20.75
Intra Band Contiguous	CA_7C	7	20	64QAM	1	0	20850	2510	7	10	64QAM	1	49	20994	2524.4	16.93
					1	99						1	0			20.30
		7	20	64QAM	1	0	21051	2530.1	7	10	64QAM	1	49	21195	2544.5	16.87
					1	99						1	0			20.43
		7	20	64QAM	1	0	21251	2550.1	7	10	64QAM	1	49	21395	2564.5	16.99
					1	99						1	0			19.44

### LTE Band 38 (CA 38C)

Con- figure	Com- bination	PCC							SCC							Measurement Power
		Band	BW (MHz)	Modu- lation	RB Size	RB Offset	UL Chan.	UL Freq. (MHz)	Band	BW (MHz)	Modu- lation	RB Size	RB Offset	UL Chan.	UL Freq. (MHz)	Tx Power with UL-CA Active (dBm)
																Total
Intra Band Conti- guous	CA_38C	38	20	QPSK	1	0	37850	2580	38	20	QPSK	1	99	38048	2599.8	18.95
					1	99						24.70				
		38	20	QPSK	1	0	37901	2585.1	38	20	QPSK	1	99	38099	2604.9	20.10
					1	99						24.86				
		38	20	QPSK	1	0	37952	2590.2	38	20	QPSK	1	99	38150	2610	19.90
					1	99						24.95				
Intra Band Conti- guous	CA_38C	38	15	QPSK	1	0	37825	2577.5	38	15	QPSK	1	74	37975	2592.5	18.56
					1	74						24.26				
		38	15	QPSK	1	0	37925	2587.5	38	15	QPSK	1	74	38075	2602.5	19.72
					1	74						24.48				
		38	15	QPSK	1	0	38025	2597.5	38	15	QPSK	1	74	38175	2612.5	19.54
					1	74						24.55				

Con- figure	Com- bination	PCC							SCC							Measurement Power
		Band	BW (MHz)	Modu- lation	RB Size	RB Offset	UL Chan.	UL Freq. (MHz)	Band	BW (MHz)	Modu- lation	RB Size	RB Offset	UL Chan.	UL Freq. (MHz)	Tx Power with UL-CA Active (dBm)
																Total
Intra Band Conti- guous	CA_38C	38	20	16QAM	1	0	37850	2580	38	20	16QAM	1	99	38048	2599.8	18.15
					1	99						24.01				
		38	20	16QAM	1	0	37901	2585.1	38	20	16QAM	1	99	38099	2604.9	19.34
					1	99						24.13				
		38	20	16QAM	1	0	37952	2590.2	38	20	16QAM	1	99	38150	2610	19.36
					1	99						24.38				
Intra Band Conti- guous	CA_38C	38	15	16QAM	1	0	37825	2577.5	38	15	16QAM	1	74	37975	2592.5	17.71
					1	74						23.69				
		38	15	16QAM	1	0	37925	2587.5	38	15	16QAM	1	74	38075	2602.5	18.94
					1	74						23.75				
		38	15	16QAM	1	0	38025	2597.5	38	15	16QAM	1	74	38175	2612.5	19.01
					1	74						23.92				

Con- figure	Com- bination	PCC							SCC							Measurement Power
		Band	BW (MHz)	Modu- lation	RB Size	RB Offset	UL Chan.	UL Freq. (MHz)	Band	BW (MHz)	Modu- lation	RB Size	RB Offset	UL Chan.	UL Freq. (MHz)	Tx Power with UL-CA Active (dBm)
																Total
Intra Band Conti- guous	CA_38C	38	20	64QAM	1	0	37850	2580	38	20	64QAM	1	99	38048	2599.8	18.10
					1	99						23.82				
		38	20	64QAM	1	0	37901	2585.1	38	20	64QAM	1	99	38099	2604.9	19.25
					1	99						23.79				
		38	20	64QAM	1	0	37952	2590.2	38	20	64QAM	1	99	38150	2610	19.07
					1	99						23.92				
Intra Band Conti- guous	CA_38C	38	15	64QAM	1	0	37825	2577.5	38	15	64QAM	1	74	37975	2592.5	17.79
					1	74						23.40				
		38	15	64QAM	1	0	37925	2587.5	38	15	64QAM	1	74	38075	2602.5	18.81
					1	74						23.42				
		38	15	64QAM	1	0	38025	2597.5	38	15	64QAM	1	74	38175	2612.5	18.70
					1	74						23.46				

### LTE Band 41 (CA 41C)

Con-figu-re	Com-bi-nation	PCC							SCC							Measurement Power
		Band	BW (MHz)	Modu-lation	RB Size	RB Offset	UL Chan.	UL Freq. (MHz)	Band	BW (MHz)	Modu-lation	RB Size	RB Offset	UL Chan.	UL Freq. (MHz)	Tx Power with UL-CA Active (dBm)
																Total
Intra Band Conti-guous	CA_41C	41	20	QPSK	1	0	39750	2506	41	20	QPSK	1	99	39948	2525.8	19.60
					1	99						24.82				
		41	20	QPSK	1	0	40521	2583.1	41	20	QPSK	1	99	40719	2602.9	19.81
					1	99						24.91				
		41	20	QPSK	1	0	41292	2660.2	41	20	QPSK	1	99	41490	2680	20.04
					1	99						24.92				
Intra Band Conti-guous	CA_41C	41	20	QPSK	1	0	39750	2506	41	5	QPSK	1	24	39867	2517.7	19.22
					1	99						24.43				
		41	20	QPSK	1	0	40595	2590.5	41	5	QPSK	1	24	40712	2602.2	19.37
					1	99						24.56				
		41	20	QPSK	1	0	41440	2675	41	5	QPSK	1	24	41557	2686.7	19.59
					1	99						24.50				
Intra Band Conti-guous	CA_41C	41	20	QPSK	1	0	39750	2506	41	10	QPSK	1	49	39894	2520.4	19.14
					1	99						24.39				
		41	20	QPSK	1	0	40571	2588.1	41	10	QPSK	1	49	40715	2602.5	19.48
					1	99						24.53				
		41	20	QPSK	1	0	41391	2670.1	41	10	QPSK	1	49	41535	2684.5	19.67
					1	99						24.49				
Intra Band Conti-guous	CA_41C	41	20	QPSK	1	0	39750	2506	41	15	QPSK	1	74	39921	2523.1	19.22
					1	99						24.39				
		41	20	QPSK	1	0	40546	2585.6	41	15	QPSK	1	74	40717	2602.7	19.39
					1	99						24.46				
		41	20	QPSK	1	0	41341	2665.1	41	15	QPSK	1	74	51512	2682.2	19.69
					1	99						24.46				
Intra Band Conti-guous	CA_41C	41	15	QPSK	1	0	39725	2503.5	41	10	QPSK	1	49	39845	2515.5	19.20
					1	74						24.41				
		41	15	QPSK	1	0	40571	2588.1	41	10	QPSK	1	49	40691	2600.1	19.50
					1	74						24.45				
		41	15	QPSK	1	0	41417	2672.7	41	10	QPSK	1	49	41537	2684.7	19.58
					1	74						24.48				
Intra Band Conti-guous	CA_41C	41	15	QPSK	1	0	39725	2503.5	41	15	QPSK	1	74	39875	2518.5	19.30
					1	74						24.48				
		41	15	QPSK	1	0	40545	2585.5	41	15	QPSK	1	74	40695	2600.5	19.44
					1	74						24.59				
		41	15	QPSK	1	0	41365	2667.5	41	15	QPSK	1	74	41515	2682.5	19.56
					1	74						24.54				

Con- figure	Com- bination	PCC							SCC							Measurement Power	
		Band	BW (MHz)	Modu- lation	RB Size	RB Offset	UL Chan.	UL Freq. (MHz)	Band	BW (MHz)	Modu- lation	RB Size	RB Offset	UL Chan.	UL Freq. (MHz)	Tx Power with UL-CA Active (dBm)	
																Total	
Intra Band Conti- guous	CA_41C	41	15	QPSK	1	0	39728	2503.8	41	20	QPSK	1	99	39899	2520.9	19.16	
					1	74						24.44					
		41	15	QPSK	1	0	40523	2583.3	41	20	QPSK	1	99	40694	2600.4	19.40	
					1	74						24.48					
		41	15	QPSK	1	0	41319	2662.9	41	20	QPSK	1	99	41490	2680	19.66	
					1	74						24.45					
Intra Band Conti- guous	CA_41C	41	10	QPSK	1	0	39703	2501.3	41	15	QPSK	1	74	39823	2513.3	19.23	
					1	49						24.41					
		41	10	QPSK	1	0	40549	2585.9	41	15	QPSK	1	74	40669	2597.9	19.48	
					1	49						24.51					
		41	10	QPSK	1	0	41395	2670.5	41	15	QPSK	1	74	41515	2682.5	19.59	
					1	49						24.50					
Intra Band Conti- guous	CA_41C	41	10	QPSK	1	0	39705	2501.5	41	20	QPSK	1	99	39849	2515.9	19.25	
					1	49						24.45					
		41	10	QPSK	1	0	40526	2583.6	41	20	QPSK	1	99	40670	2598	19.48	
					1	49						24.49					
		41	10	QPSK	1	0	41346	2665.6	41	20	QPSK	1	99	41490	2680	19.61	
					1	49						24.49					
Intra Band Conti- guous	CA_41C	41	5	QPSK	1	0	39683	2499.3	41	20	QPSK	1	99	39800	2511	19.23	
					1	24						24.42					
		41	5	QPSK	1	0	40528	2583.8	41	20	QPSK	1	99	40645	2595.5	19.45	
					1	24						24.50					
		41	5	QPSK	1	0	41373	2668.3	41	20	QPSK	1	99	41490	2680	19.61	
					1	24						24.57					

Con-figure	Com-bination	PCC							SCC							Measurement Power
		Band	BW (MHz)	Modu lation	RB Size	RB Offset	UL Chan.	UL Freq. (MHz)	Band	BW (MHz)	Modu lation	RB Size	RB Offset	UL Chan.	UL Freq. (MHz)	Tx Power with UL-CA Active (dBm)
																Total
Intra Band Conti-guous	CA_41C	41	20	16QAM	1	0	39750	2506	41	20	16QAM	1	99	39948	2525.8	18.89
					1	99						24.27				
		41	20	16QAM	1	0	40521	2583.1	41	20	16QAM	1	99	40719	2602.9	19.10
					1	99						24.43				
		41	20	16QAM	1	0	41292	2660.2	41	20	16QAM	1	99	41490	2680	19.29
					1	99						24.86				
Intra Band Conti-guous	CA_41C	41	20	16QAM	1	0	39750	2506	41	5	16QAM	1	24	39867	2517.7	18.51
					1	99						23.68				
		41	20	16QAM	1	0	40595	2590.5	41	5	16QAM	1	24	40712	2602.2	18.69
					1	99						23.90				
		41	20	16QAM	1	0	41440	2675	41	5	16QAM	1	24	41557	2686.7	18.88
					1	99						23.89				
Intra Band Conti-guous	CA_41C	41	20	16QAM	1	0	39750	2506	41	10	16QAM	1	49	39894	2520.4	18.42
					1	99						23.74				
		41	20	16QAM	1	0	40571	2588.1	41	10	16QAM	1	49	40715	2602.5	18.69
					1	99						23.82				
		41	20	16QAM	1	0	41391	2670.1	41	10	16QAM	1	49	41535	2684.5	19.04
					1	99						23.78				
Intra Band Conti-guous	CA_41C	41	20	16QAM	1	0	39750	2506	41	15	16QAM	1	74	39921	2523.1	18.49
					1	99						23.67				
		41	20	16QAM	1	0	40546	2585.6	41	15	16QAM	1	74	40717	2602.7	18.70
					1	99						23.89				
		41	20	16QAM	1	0	41341	2665.1	41	15	16QAM	1	74	51512	2682.2	18.95
					1	99						23.71				
Intra Band Conti-guous	CA_41C	41	15	16QAM	1	0	39725	2503.5	41	10	16QAM	1	49	39845	2515.5	18.52
					1	74						23.75				
		41	15	16QAM	1	0	40571	2588.1	41	10	16QAM	1	49	40691	2600.1	18.80
					1	74						23.76				
		41	15	16QAM	1	0	41417	2672.7	41	10	16QAM	1	49	41537	2684.7	18.83
					1	74						23.78				
Intra Band Conti-guous	CA_41C	41	15	16QAM	1	0	39725	2503.5	41	15	16QAM	1	74	39875	2518.5	18.68
					1	74						23.81				
		41	15	16QAM	1	0	40545	2585.5	41	15	16QAM	1	74	40695	2600.5	18.74
					1	74						23.93				
		41	15	16QAM	1	0	41365	2667.5	41	15	16QAM	1	74	41515	2682.5	18.84
					1	74						23.84				



Con- figure	Com- bination	PCC							SCC							Measurement Power	
		Band	BW (MHz)	Modu- lation	RB Size	RB Offset	UL Chan.	UL Freq. (MHz)	Band	BW (MHz)	Modu- lation	RB Size	RB Offset	UL Chan.	UL Freq. (MHz)	Tx Power with UL-CA Active (dBm)	
																Total	
Intra Band Conti- guous	CA_41C	41	15	16QAM	1	0	39728	2503.8	41	20	16QAM	1	99	39899	2520.9	18.53	
					1	74						23.74					
		41	15	16QAM	1	0	40523	2583.3	41	20	16QAM	1	99	40694	2600.4	18.61	
					1	74						23.82					
		41	15	16QAM	1	0	41319	2662.9	41	20	16QAM	1	99	41490	2680	18.92	
					1	74						23.83					
Intra Band Conti- guous	CA_41C	41	10	16QAM	1	0	39703	2501.3	41	15	16QAM	1	74	39823	2513.3	18.50	
					1	49						23.65					
		41	10	16QAM	1	0	40549	2585.9	41	15	16QAM	1	74	40669	2597.9	18.89	
					1	49						23.87					
		41	10	16QAM	1	0	41395	2670.5	41	15	16QAM	1	74	41515	2682.5	18.98	
					1	49						23.90					
Intra Band Conti- guous	CA_41C	41	10	16QAM	1	0	39705	2501.5	41	20	16QAM	1	99	39849	2515.9	18.66	
					1	49						23.72					
		41	10	16QAM	1	0	40526	2583.6	41	20	16QAM	1	99	40670	2598	18.80	
					1	49						23.77					
		41	10	16QAM	1	0	41346	2665.6	41	20	16QAM	1	99	41490	2680	18.92	
					1	49						23.77					
Intra Band Conti- guous	CA_41C	41	5	16QAM	1	0	39683	2499.3	41	20	16QAM	1	99	39800	2511	18.64	
					1	24						23.69					
		41	5	16QAM	1	0	40528	2583.8	41	20	16QAM	1	99	40645	2595.5	18.81	
					1	24						23.76					
		41	5	16QAM	1	0	41373	2668.3	41	20	16QAM	1	99	41490	2680	18.89	
					1	24						23.94					

Con-figu-re	Com-bi-nation	PCC							SCC							Measurement Power
		Band	BW (MHz)	Modu-lation	RB Size	RB Offset	UL Chan.	UL Freq. (MHz)	Band	BW (MHz)	Modu-lation	RB Size	RB Offset	UL Chan.	UL Freq. (MHz)	Tx Power with UL-CA Active (dBm)
																Total
Intra Band Conti-guous	CA_41C	41	20	64QAM	1	0	39750	2506	41	20	64QAM	1	99	39948	2525.8	18.69
					1	99						23.92				
		41	20	64QAM	1	0	40521	2583.1	41	20	64QAM	1	99	40719	2602.9	18.93
					1	99						24.07				
		41	20	64QAM	1	0	41292	2660.2	41	20	64QAM	1	99	41490	2680	18.54
					1	99						24.81				
Intra Band Conti-guous	CA_41C	41	20	64QAM	1	0	39750	2506	41	5	64QAM	1	24	39867	2517.7	18.03
					1	99						23.30				
		41	20	64QAM	1	0	40595	2590.5	41	5	64QAM	1	24	40712	2602.2	18.33
					1	99						23.50				
		41	20	64QAM	1	0	41440	2675	41	5	64QAM	1	24	41557	2686.7	18.44
					1	99						23.53				
Intra Band Conti-guous	CA_41C	41	20	64QAM	1	0	39750	2506	41	10	64QAM	1	49	39894	2520.4	18.00
					1	99						23.42				
		41	20	64QAM	1	0	40571	2588.1	41	10	64QAM	1	49	40715	2602.5	18.28
					1	99						23.35				
		41	20	64QAM	1	0	41391	2670.1	41	10	64QAM	1	49	41535	2684.5	18.62
					1	99						23.45				
Intra Band Conti-guous	CA_41C	41	20	64QAM	1	0	39750	2506	41	15	64QAM	1	74	39921	2523.1	18.05
					1	99						23.29				
		41	20	64QAM	1	0	40546	2585.6	41	15	64QAM	1	74	40717	2602.7	18.28
					1	99						23.49				
		41	20	64QAM	1	0	41341	2665.1	41	15	64QAM	1	74	51512	2682.2	18.54
					1	99						23.36				
Intra Band Conti-guous	CA_41C	41	15	64QAM	1	0	39725	2503.5	41	10	64QAM	1	49	39845	2515.5	18.05
					1	74						23.30				
		41	15	64QAM	1	0	40571	2588.1	41	10	64QAM	1	49	40691	2600.1	18.42
					1	74						23.36				
		41	15	64QAM	1	0	41417	2672.7	41	10	64QAM	1	49	41537	2684.7	18.52
					1	74						23.36				
Intra Band Conti-guous	CA_41C	41	15	64QAM	1	0	39725	2503.5	41	15	64QAM	1	74	39875	2518.5	18.29
					1	74						23.44				
		41	15	64QAM	1	0	40545	2585.5	41	15	64QAM	1	74	40695	2600.5	18.34
					1	74						23.52				
		41	15	64QAM	1	0	41365	2667.5	41	15	64QAM	1	74	41515	2682.5	18.39
					1	74						23.40				

Con- figure	Com- bination	PCC							SCC							Measurement Power	
		Band	BW (MHz)	Modu- lation	RB Size	RB Offset	UL Chan.	UL Freq. (MHz)	Band	BW (MHz)	Modu- lation	RB Size	RB Offset	UL Chan.	UL Freq. (MHz)	Tx Power with UL-CA Active (dBm)	
																Total	
Intra Band Conti- guous	CA_41C	41	15	64QAM	1	0	39728	2503.8	41	20	64QAM	1	99	39899	2520.9	18.09	
					1	74						23.31					
		41	15	64QAM	1	0	40523	2583.3	41	20	64QAM	1	99	40694	2600.4	18.22	
					1	74						23.43					
		41	15	64QAM	1	0	41319	2662.9	41	20	64QAM	1	99	41490	2680	18.60	
					1	74						23.44					
Intra Band Conti- guous	CA_41C	41	10	64QAM	1	0	39703	2501.3	41	15	64QAM	1	74	39823	2513.3	18.15	
					1	49						23.19					
		41	10	64QAM	1	0	40549	2585.9	41	15	64QAM	1	74	40669	2597.9	18.50	
					1	49						23.49					
		41	10	64QAM	1	0	41395	2670.5	41	15	64QAM	1	74	41515	2682.5	18.61	
					1	49						23.55					
Intra Band Conti- guous	CA_41C	41	10	64QAM	1	0	39705	2501.5	41	20	64QAM	1	99	39849	2515.9	18.26	
					1	49						23.31					
		41	10	64QAM	1	0	40526	2583.6	41	20	64QAM	1	99	40670	2598	18.36	
					1	49						23.36					
		41	10	64QAM	1	0	41346	2665.6	41	20	64QAM	1	99	41490	2680	18.46	
					1	49						23.39					
Intra Band Conti- guous	CA_41C	41	5	64QAM	1	0	39683	2499.3	41	20	64QAM	1	99	39800	2511	18.23	
					1	24						23.33					
		41	5	64QAM	1	0	40528	2583.8	41	20	64QAM	1	99	40645	2595.5	18.44	
					1	24						23.33					
		41	5	64QAM	1	0	41373	2668.3	41	20	64QAM	1	99	41490	2680	18.51	
					1	24						23.54					

LTE Band 66 (CA 66C)

Con-figu-re	Com-bi-nation	PCC							SCC							Measurement Power
		Band	BW (MHz)	Modu-lation	RB Size	RB Offset	UL Chan.	UL Freq. (MHz)	Band	BW (MHz)	Modu-lation	RB Size	RB Offset	UL Chan.	UL Freq. (MHz)	Tx Power with UL-CA Active (dBm)
															Total	
Intra Band Conti-guous	CA_66C	66	20	QPSK	1	0	132072	1720	66	20	QPSK	1	99	132270	1739.8	18.04
					1	99						24.59				
		66	20	QPSK	1	0	132323	1745.1	66	20	QPSK	1	99	132521	1764.9	17.85
					1	99						24.62				
		66	20	QPSK	1	0	132374	1750.2	66	20	QPSK	1	99	132572	1770	17.65
					1	99						24.49				
Intra Band Conti-guous	CA_66C	66	20	QPSK	1	0	132072	1720	66	15	QPSK	1	74	132243	1737.1	17.42
					1	99						24.23				
		66	20	QPSK	1	0	132348	1747.6	66	15	QPSK	1	74	132519	1764.7	17.22
					1	99						24.33				
		66	20	QPSK	1	0	132423	1755.1	66	15	QPSK	1	74	132594	1772.2	17.43
					1	99						24.57				
Intra Band Conti-guous	CA_66C	66	20	QPSK	1	0	132072	1720	66	10	QPSK	1	49	132216	1734.4	17.00
					1	99						24.01				
		66	20	QPSK	1	0	132373	1750.1	66	10	QPSK	1	49	132517	1764.5	17.41
					1	99						24.22				
		66	20	QPSK	1	0	132473	1760.1	66	10	QPSK	1	49	132617	1774.5	17.23
					1	99						24.18				
Intra Band Conti-guous	CA_66C	66	20	QPSK	1	0	132072	1720	66	5	QPSK	1	24	132189	1731.7	17.28
					1	99						24.20				
		66	20	QPSK	1	0	132397	1752.5	66	5	QPSK	1	24	132514	1764.2	17.31
					1	99						23.53				
		66	20	QPSK	1	0	132522	1765	66	5	QPSK	1	24	132639	1776.7	16.93
					1	99						23.64				
Intra Band Conti-guous	CA_66C	66	5	QPSK	1	0	132005	1713.3	66	20	QPSK	1	99	132122	1725	17.23
					1	24						24.47				
		66	5	QPSK	1	0	132330	1745.8	66	20	QPSK	1	99	132447	1757.5	17.18
					1	24						24.31				
		66	5	QPSK	1	0	132455	1758.3	66	20	QPSK	1	99	132572	1770	17.12
					1	24						24.22				
Intra Band Conti-guous	CA_66C	66	10	QPSK	1	0	132027	1715.5	66	20	QPSK	1	99	132171	1729.9	17.44
					1	49						24.12				
		66	10	QPSK	1	0	132328	1745.6	66	20	QPSK	1	99	132472	1760	16.76
					1	49						24.33				
		66	10	QPSK	1	0	132428	1755.6	66	20	QPSK	1	99	132572	1770	16.83
					1	49						24.31				

Con- figure	Com- bination	PCC							SCC							Measurement Power
		Band	BW (MHz)	Modu- lation	RB Size	RB Offset	UL Chan.	UL Freq. (MHz)	Band	BW (MHz)	Modu- lation	RB Size	RB Offset	UL Chan.	UL Freq. (MHz)	Tx Power with UL-CA Active (dBm)
																Total
Intra Band Conti- guous	CA_66C	66	15	QPSK	1	0	132050	1717.8	66	20	QPSK	1	99	132221	1734.9	17.07
					1	74						1	0			24.13
		66	15	QPSK	1	0	132325	1745.3	66	20	QPSK	1	99	132496	1762.4	16.85
					1	74						1	0			24.27
		66	15	QPSK	1	0	132401	1752.9	66	20	QPSK	1	99	132572	1770	16.94
					1	74						1	0			24.28
Intra Band Conti- guous	CA_66C	66	10	QPSK	1	0	132025	1715.3	66	15	QPSK	1	74	132145	1727.3	16.93
					1	49						1	0			24.22
		66	10	QPSK	1	0	132351	1747.9	66	15	QPSK	1	74	132471	1759.9	16.82
					1	49						1	0			24.11
		66	10	QPSK	1	0	132477	1760.5	66	15	QPSK	1	74	132597	1772.5	16.99
					1	49						1	0			24.10
Intra Band Conti- guous	CA_66C	66	15	QPSK	1	0	132047	1717.5	66	15	QPSK	1	74	132197	1732.5	17.11
					1	74						1	0			24.05
		66	15	QPSK	1	0	132347	1747.5	66	15	QPSK	1	74	132497	1762.5	17.22
					1	74						1	0			24.26
		66	15	QPSK	1	0	132447	1757.5	66	15	QPSK	1	74	132597	1772.5	17.26
					1	74						1	0			24.03
Intra Band Conti- guous	CA_66C	66	15	QPSK	1	0	132047	1715.3	66	10	QPSK	1	24	132167	1729.5	17.28
					1	74						1	0			24.03
		66	15	QPSK	1	0	132373	1750.1	66	10	QPSK	1	24	132493	1762.1	17.19
					1	74						1	0			24.32
		66	15	QPSK	1	0	132499	1762.7	66	10	QPSK	1	24	132619	1774.7	17.03
					1	74						1	0			24.09

Con- figure	Com- bination	PCC							SCC							Measurement Power
		Band	BW (MHz)	Modu- lation	RB Size	RB Offset	UL Chan.	UL Freq. (MHz)	Band	BW (MHz)	Modu- lation	RB Size	RB Offset	UL Chan.	UL Freq. (MHz)	Tx Power with UL-CA Active (dBm)
																Total
Intra Band Conti- guous	CA_66C	66	20	16QAM	1	0	132072	1720	66	20	16QAM	1	99	132270	1739.8	17.53
					1	99						1	0			24.09
		66	20	16QAM	1	0	132323	1745.1	66	20	16QAM	1	99	132521	1764.9	17.41
					1	99						1	0			24.13
		66	20	16QAM	1	0	132374	1750.2	66	20	16QAM	1	99	132572	1770	17.16
					1	99						1	0			23.51
Intra Band Conti- guous	CA_66C	66	20	16QAM	1	0	132072	1720	66	15	16QAM	1	74	132243	1737.1	17.00
					1	99						1	0			23.69
		66	20	16QAM	1	0	132348	1747.6	66	15	16QAM	1	74	132519	1764.7	16.61
					1	99						1	0			23.85
		66	20	16QAM	1	0	132423	1755.1	66	15	16QAM	1	74	132594	1772.2	16.93
					1	99						1	0			23.94
Intra Band Conti- guous	CA_66C	66	20	16QAM	1	0	132072	1720	66	10	16QAM	1	49	132216	1734.4	16.60
					1	99						1	0			23.55
		66	20	16QAM	1	0	132373	1750.1	66	10	16QAM	1	49	132517	1764.5	16.91
					1	99						1	0			23.81
		66	20	16QAM	1	0	132473	1760.1	66	10	16QAM	1	49	132617	1774.5	16.76
					1	99						1	0			23.72
Intra Band Conti- guous	CA_66C	66	20	16QAM	1	0	132072	1720	66	5	16QAM	1	24	132189	1731.7	16.79
					1	99						1	0			23.82
		66	20	16QAM	1	0	132397	1752.5	66	5	16QAM	1	24	132514	1764.2	16.83
					1	99						1	0			23.08
		66	20	16QAM	1	0	132522	1765	66	5	16QAM	1	24	132639	1776.7	16.43
					1	99						1	0			23.10
Intra Band Conti- guous	CA_66C	66	5	16QAM	1	0	132005	1713.3	66	20	16QAM	1	99	132122	1725	16.81
					1	24						1	0			23.94
		66	5	16QAM	1	0	132330	1745.8	66	20	16QAM	1	99	132447	1757.5	16.70
					1	24						1	0			23.87
		66	5	16QAM	1	0	132455	1758.3	66	20	16QAM	1	99	132572	1770	16.71
					1	24						1	0			23.70
Intra Band Conti- guous	CA_66C	66	10	16QAM	1	0	132027	1715.5	66	20	16QAM	1	99	132171	1729.9	17.00
					1	49						1	0			23.72
		66	10	16QAM	1	0	132328	1745.6	66	20	16QAM	1	99	132472	1760	16.25
					1	49						1	0			23.93
		66	10	16QAM	1	0	132428	1755.6	66	20	16QAM	1	99	132572	1770	16.38
					1	49						1	0			23.94

Con- figure	Com- bination	PCC							SCC							Measurement Power
		Band	BW (MHz)	Modu- lation	RB Size	RB Offset	UL Chan.	UL Freq. (MHz)	Band	BW (MHz)	Modu- lation	RB Size	RB Offset	UL Chan.	UL Freq. (MHz)	Tx Power with UL-CA Active (dBm)
																Total
Intra Band Conti- guous	CA_66C	66	15	16QAM	1	0	132050	1717.8	66	20	16QAM	1	99	132221	1734.9	16.63
					1	74						1	0			23.71
		66	15	16QAM	1	0	132325	1745.3	66	20	16QAM	1	99	132496	1762.4	16.43
					1	74						1	0			23.85
		66	15	16QAM	1	0	132401	1752.9	66	20	16QAM	1	99	132572	1770	16.50
					1	74						1	0			23.91
Intra Band Conti- guous	CA_66C	66	10	16QAM	1	0	132025	1715.3	66	15	16QAM	1	74	132145	1727.3	16.54
					1	49						1	0			23.80
		66	10	16QAM	1	0	132351	1747.9	66	15	16QAM	1	74	132471	1759.9	16.37
					1	49						1	0			23.63
		66	10	16QAM	1	0	132477	1760.5	66	15	16QAM	1	74	132597	1772.5	16.59
					1	49						1	0			23.55
Intra Band Conti- guous	CA_66C	66	15	16QAM	1	0	132047	1717.5	66	15	16QAM	1	74	132197	1732.5	16.66
					1	74						1	0			23.61
		66	15	16QAM	1	0	132347	1747.5	66	15	16QAM	1	74	132497	1762.5	16.78
					1	74						1	0			23.68
		66	15	16QAM	1	0	132447	1757.5	66	15	16QAM	1	74	132597	1772.5	16.74
					1	74						1	0			23.69
Intra Band Conti- guous	CA_66C	66	15	16QAM	1	0	132047	1715.3	66	10	16QAM	1	24	132167	1729.5	16.81
					1	74						1	0			23.65
		66	15	16QAM	1	0	132373	1750.1	66	10	16QAM	1	24	132493	1762.1	16.79
					1	74						1	0			23.93
		66	15	16QAM	1	0	132499	1762.7	66	10	16QAM	1	24	132619	1774.7	16.61
					1	74						1	0			23.66

Con- figure	Com- bination	PCC							SCC							Measurement Power
		Band	BW (MHz)	Modu- lation	RB Size	RB Offset	UL Chan.	UL Freq. (MHz)	Band	BW (MHz)	Modu- lation	RB Size	RB Offset	UL Chan.	UL Freq. (MHz)	Tx Power with UL-CA Active (dBm)
																Total
Intra Band Conti- guous	CA_66C	66	20	64QAM	1	0	132072	1720	66	20	64QAM	1	99	132270	1739.8	17.19
					1	99						1	0			23.71
		66	20	64QAM	1	0	132323	1745.1	66	20	64QAM	1	99	132521	1764.9	16.99
					1	99						1	0			23.77
		66	20	64QAM	1	0	132374	1750.2	66	20	64QAM	1	99	132572	1770	16.80
					1	99						1	0			23.67
Intra Band Conti- guous	CA_66C	66	20	64QAM	1	0	132072	1720	66	15	64QAM	1	74	132243	1737.1	16.42
					1	99						1	0			23.03
		66	20	64QAM	1	0	132348	1747.6	66	15	64QAM	1	74	132519	1764.7	16.14
					1	99						1	0			23.32
		66	20	64QAM	1	0	132423	1755.1	66	15	64QAM	1	74	132594	1772.2	16.22
					1	99						1	0			23.20
Intra Band Conti- guous	CA_66C	66	20	64QAM	1	0	132072	1720	66	10	64QAM	1	49	132216	1734.4	16.05
					1	99						1	0			22.85
		66	20	64QAM	1	0	132373	1750.1	66	10	64QAM	1	49	132517	1764.5	16.41
					1	99						1	0			23.19
		66	20	64QAM	1	0	132473	1760.1	66	10	64QAM	1	49	132617	1774.5	16.15
					1	99						1	0			23.20
Intra Band Conti- guous	CA_66C	66	20	64QAM	1	0	132072	1720	66	5	64QAM	1	24	132189	1731.7	16.18
					1	99						1	0			23.08
		66	20	64QAM	1	0	132397	1752.5	66	5	64QAM	1	24	132514	1764.2	16.10
					1	99						1	0			22.37
		66	20	64QAM	1	0	132522	1765	66	5	64QAM	1	24	132639	1776.7	15.82
					1	99						1	0			22.54
Intra Band Conti- guous	CA_66C	66	5	64QAM	1	0	132005	1713.3	66	20	64QAM	1	99	132122	1725	16.20
					1	24						1	0			23.28
		66	5	64QAM	1	0	132330	1745.8	66	20	64QAM	1	99	132447	1757.5	16.05
					1	24						1	0			23.20
		66	5	64QAM	1	0	132455	1758.3	66	20	64QAM	1	99	132572	1770	16.05
					1	24						1	0			23.25
Intra Band Conti- guous	CA_66C	66	10	64QAM	1	0	132027	1715.5	66	20	64QAM	1	99	132171	1729.9	16.37
					1	49						1	0			23.08
		66	10	64QAM	1	0	132328	1745.6	66	20	64QAM	1	99	132472	1760	15.60
					1	49						1	0			23.22
		66	10	64QAM	1	0	132428	1755.6	66	20	64QAM	1	99	132572	1770	15.75
					1	49						1	0			23.29



Con- figure	Com- bination	PCC							SCC							Measurement Power
		Band	BW (MHz)	Modu- lation	RB Size	RB Offset	UL Chan.	UL Freq. (MHz)	Band	BW (MHz)	Modu- lation	RB Size	RB Offset	UL Chan.	UL Freq. (MHz)	Tx Power with UL-CA Active (dBm)
																Total
Intra Band Conti- guous	CA_66C	66	15	64QAM	1	0	132050	1717.8	66	20	64QAM	1	99	132221	1734.9	16.05
					1	74						1	0			23.07
		66	15	64QAM	1	0	132325	1745.3	66	20	64QAM	1	99	132496	1762.4	15.75
					1	74						1	0			23.16
		66	15	64QAM	1	0	132401	1752.9	66	20	64QAM	1	99	132572	1770	15.83
					1	74						1	0			23.15
Intra Band Conti- guous	CA_66C	66	10	64QAM	1	0	132025	1715.3	66	15	64QAM	1	74	132145	1727.3	15.77
					1	49						1	0			23.22
		66	10	64QAM	1	0	132351	1747.9	66	15	64QAM	1	74	132471	1759.9	15.61
					1	49						1	0			22.88
		66	10	64QAM	1	0	132477	1760.5	66	15	64QAM	1	74	132597	1772.5	15.92
					1	49						1	0			23.07
Intra Band Conti- guous	CA_66C	66	15	64QAM	1	0	132047	1717.5	66	15	64QAM	1	74	132197	1732.5	16.10
					1	74						1	0			22.94
		66	15	64QAM	1	0	132347	1747.5	66	15	64QAM	1	74	132497	1762.5	16.01
					1	74						1	0			23.07
		66	15	64QAM	1	0	132447	1757.5	66	15	64QAM	1	74	132597	1772.5	16.27
					1	74						1	0			22.89
Intra Band Conti- guous	CA_66C	66	15	64QAM	1	0	132047	1715.3	66	10	64QAM	1	24	132167	1729.5	16.10
					1	74						1	0			22.94
		66	15	64QAM	1	0	132373	1750.1	66	10	64QAM	1	24	132493	1762.1	16.14
					1	74						1	0			23.28
		66	15	64QAM	1	0	132499	1762.7	66	10	64QAM	1	24	132619	1774.7	16.02
					1	74						1	0			22.90

LTE Band 66 (CA 66B)

Con-figu-re	Com-bi-nation	PCC							SCC							Measurement Power
		Band	BW (MHz)	Modu-lation	RB Size	RB Offset	UL Chan.	UL Freq. (MHz)	Band	BW (MHz)	Modu-lation	RB Size	RB Offset	UL Chan.	UL Freq. (MHz)	Tx Power with UL-CA Active (dBm)
															Total	
Intra Band Conti-guous	CA_66B	66	10	QPSK	1	0	132022	1715	66	10	QPSK	1	49	132121	1724.9	15.47
					1	49						24.36				
		66	10	QPSK	1	0	132373	1750.1	66	10	QPSK	1	49	132472	1760	15.25
					1	49						24.27				
		66	10	QPSK	1	0	132523	1765.1	66	10	QPSK	1	49	132622	1775	15.21
					1	49						24.13				
Intra Band Conti-guous	CA_66B	66	5	QPSK	1	0	132002	1713	66	15	QPSK	1	79	132095	1722.3	15.41
					1	24						24.26				
		66	5	QPSK	1	0	132353	1748.1	66	15	QPSK	1	79	132447	1757.4	15.09
					1	24						24.12				
		66	5	QPSK	1	0	132504	1763.2	66	15	QPSK	1	79	132597	1772.5	15.09
					1	24						24.02				
Intra Band Conti-guous	CA_66B	66	15	QPSK	1	0	132047	1717.5	66	5	QPSK	1	24	132140	1726.8	15.32
					1	74						24.21				
		66	15	QPSK	1	0	132398	1752.6	66	5	QPSK	1	24	132491	1761.9	15.12
					1	74						24.12				
		66	15	QPSK	1	0	132549	1767.7	66	5	QPSK	1	24	132642	1777	15.09
					1	74						24.02				
Intra Band Conti-guous	CA_66B	66	5	QPSK	1	0	132000	1712.8	66	10	QPSK	1	49	132072	1720	15.08
					1	24						24.04				
		66	5	QPSK	1	0	132375	1750.3	66	10	QPSK	1	49	132447	1757.5	14.79
					1	24						23.90				
		66	5	QPSK	1	0	132550	1767.8	66	10	QPSK	1	49	132622	1775	14.80
					1	24						23.77				
Intra Band Conti-guous	CA_66B	66	10	QPSK	1	0	132022	1715	66	5	QPSK	1	24	132094	1722.2	15.16
					1	49						23.92				
		66	10	QPSK	1	0	132397	1752.5	66	5	QPSK	1	24	132469	1759.7	14.83
					1	49						23.94				
		66	10	QPSK	1	0	132572	1770	66	5	QPSK	1	24	132644	1777.2	14.79
					1	49						23.75				
Intra Band Conti-guous	CA_66B	66	5	QPSK	1	0	131997	1712.5	66	5	QPSK	1	24	132045	1717.3	15.11
					1	24						23.96				
		66	5	QPSK	1	0	132398	1752.6	66	5	QPSK	1	24	132446	1757.4	14.83
					1	24						23.80				
		66	5	QPSK	1	0	132599	1772.7	66	5	QPSK	1	24	132647	1777.5	14.73
					1	24						23.76				

Configure	Combination	PCC							SCC							Measurement Power
		Band	BW (MHz)	Modulation	RB Size	RB Offset	UL Chan.	UL Freq. (MHz)	Band	BW (MHz)	Modulation	RB Size	RB Offset	UL Chan.	UL Freq. (MHz)	Tx Power with UL-CA Active (dBm)
																Total
Intra Band Contiguous	CA_66B	66	10	16QAM	1	0	132022	1715	66	10	16QAM	1	49	132121	1724.9	15.00
					1	49						1	0			23.91
		66	10	16QAM	1	0	132373	1750.1	66	10	16QAM	1	49	132472	1760	14.90
					1	49						1	0			23.87
		66	10	16QAM	1	0	132523	1765.1	66	10	16QAM	1	49	132622	1775	14.79
					1	49						1	0			23.72
Intra Band Contiguous	CA_66B	66	5	16QAM	1	0	132002	1713	66	15	16QAM	1	79	132095	1722.3	14.73
					1	24						1	0			23.56
		66	5	16QAM	1	0	132353	1748.1	66	15	16QAM	1	79	132447	1757.4	14.33
					1	24						1	0			23.46
		66	5	16QAM	1	0	132504	1763.2	66	15	16QAM	1	79	132597	1772.5	14.39
					1	24						1	0			23.37
Intra Band Contiguous	CA_66B	66	15	16QAM	1	0	132047	1717.5	66	5	16QAM	1	24	132140	1726.8	14.60
					1	74						1	0			23.59
		66	15	16QAM	1	0	132398	1752.6	66	5	16QAM	1	24	132491	1761.9	14.39
					1	74						1	0			23.35
		66	15	16QAM	1	0	132549	1767.7	66	5	16QAM	1	24	132642	1777	14.45
					1	74						1	0			23.36
Intra Band Contiguous	CA_66B	66	5	16QAM	1	0	132000	1712.8	66	10	16QAM	1	49	132072	1720	14.36
					1	24						1	0			23.37
		66	5	16QAM	1	0	132375	1750.3	66	10	16QAM	1	49	132447	1757.5	14.18
					1	24						1	0			23.15
		66	5	16QAM	1	0	132550	1767.8	66	10	16QAM	1	49	132622	1775	14.10
					1	24						1	0			23.04
Intra Band Contiguous	CA_66B	66	10	16QAM	1	0	132022	1715	66	5	16QAM	1	24	132094	1722.2	14.49
					1	49						1	0			23.26
		66	10	16QAM	1	0	132397	1752.5	66	5	16QAM	1	24	132469	1759.7	14.12
					1	49						1	0			23.19
		66	10	16QAM	1	0	132572	1770	66	5	16QAM	1	24	132644	1777.2	14.16
					1	49						1	0			23.02
Intra Band Contiguous	CA_66B	66	5	16QAM	1	0	131997	1712.5	66	5	16QAM	1	24	132045	1717.3	14.37
					1	24						1	0			23.24
		66	5	16QAM	1	0	132398	1752.6	66	5	16QAM	1	24	132446	1757.4	14.11
					1	24						1	0			23.10
		66	5	16QAM	1	0	132599	1772.7	66	5	16QAM	1	24	132647	1777.5	14.09
					1	24						1	0			23.07

Con-figu-re	Com-bi-nation	PCC							SCC							Measurement Power	
		Band	BW (MHz)	Modu-lation	RB Size	RB Offset	UL Chan.	UL Freq. (MHz)	Band	BW (MHz)	Modu-lation	RB Size	RB Offset	UL Chan.	UL Freq. (MHz)	Tx Power with UL-CA Active (dBm)	Total
Intra Band Conti-guous	CA_66B	66	10	64QAM	1	0	132022	1715	66	10	64QAM	1	49	132121	1724.9	14.59	
					1	49						1	0			23.49	
		66	10	64QAM	1	0	132373	1750.1	66	10	64QAM	1	49	132472	1760	14.40	
					1	49						1	0			23.48	
		66	10	64QAM	1	0	132523	1765.1	66	10	64QAM	1	49	132622	1775	14.44	
					1	49						1	0			23.23	
Intra Band Conti-guous	CA_66B	66	5	64QAM	1	0	132002	1713	66	15	64QAM	1	79	132095	1722.3	14.30	
					1	24						1	0			23.20	
		66	5	64QAM	1	0	132353	1748.1	66	15	64QAM	1	79	132447	1757.4	13.95	
					1	24						1	0			22.98	
		66	5	64QAM	1	0	132504	1763.2	66	15	64QAM	1	79	132597	1772.5	13.98	
					1	24						1	0			22.96	
Intra Band Conti-guous	CA_66B	66	15	64QAM	1	0	132047	1717.5	66	5	64QAM	1	24	132140	1726.8	14.21	
					1	74						1	0			23.11	
		66	15	64QAM	1	0	132398	1752.6	66	5	64QAM	1	24	132491	1761.9	14.02	
					1	74						1	0			22.98	
		66	15	64QAM	1	0	132549	1767.7	66	5	64QAM	1	24	132642	1777	14.03	
					1	74						1	0			22.93	
Intra Band Conti-guous	CA_66B	66	5	64QAM	1	0	132000	1712.8	66	10	64QAM	1	49	132072	1720	13.94	
					1	24						1	0			22.96	
		66	5	64QAM	1	0	132375	1750.3	66	10	64QAM	1	49	132447	1757.5	13.70	
					1	24						1	0			22.77	
		66	5	64QAM	1	0	132550	1767.8	66	10	64QAM	1	49	132622	1775	13.72	
					1	24						1	0			22.57	
Intra Band Conti-guous	CA_66B	66	10	64QAM	1	0	132022	1715	66	5	64QAM	1	24	132094	1722.2	14.14	
					1	49						1	0			22.82	
		66	10	64QAM	1	0	132397	1752.5	66	5	64QAM	1	24	132469	1759.7	13.71	
					1	49						1	0			22.78	
		66	10	64QAM	1	0	132572	1770	66	5	64QAM	1	24	132644	1777.2	13.79	
					1	49						1	0			22.65	
Intra Band Conti-guous	CA_66B	66	5	64QAM	1	0	131997	1712.5	66	5	64QAM	1	24	132045	1717.3	13.97	
					1	24						1	0			22.86	
		66	5	64QAM	1	0	132398	1752.6	66	5	64QAM	1	24	132446	1757.4	13.79	
					1	24						1	0			22.78	
		66	5	64QAM	1	0	132599	1772.7	66	5	64QAM	1	24	132647	1777.5	13.71	
					1	24						1	0			22.67	

**EIRP Power (dBm)**  
**LTE Band 7 (CA 7C)**

Con- figure	Com- bination	PCC							SCC							Measurement Power
		Band	BW (MHz)	Modu- lation	RB Size	RB Offset	UL Chan.	UL Freq. (MHz)	Band	BW (MHz)	Modu- lation	RB Size	RB Offset	UL Chan.	UL Freq. (MHz)	EIRP (dBm)
																Total
Intra Band Conti- guous	CA_7C	7	15	QPSK	1	0	20828	2507.8	7	20	QPSK	1	99	20999	2524.9	22.82
					1	74						28.67				
		7	15	QPSK	1	0	21003	2525.3	7	20	QPSK	1	99	21174	2542.4	22.67
					1	74						<b>28.71</b>				
		7	15	QPSK	1	0	21179	2542.9	7	20	QPSK	1	99	21350	2560	22.61
					1	74						28.54				
Intra Band Conti- guous	CA_7C	7	20	QPSK	1	0	20850	2510	7	15	QPSK	1	74	21021	2527.1	22.55
					1	99						27.99				
		7	20	QPSK	1	0	21025	2527.5	7	15	QPSK	1	74	21196	2544.6	22.62
					1	99						28.63				
		7	20	QPSK	1	0	21201	2545.1	7	15	QPSK	1	74	21372	2562.2	22.50
					1	99						28.64				
Intra Band Conti- guous	CA_7C	7	15	QPSK	1	0	20825	2507.5	7	15	QPSK	1	74	20975	2522.5	22.46
					1	74						28.59				
		7	15	QPSK	1	0	21025	2527.5	7	15	QPSK	1	74	21175	2542.5	22.44
					1	74						28.57				
		7	15	QPSK	1	0	21225	2547.5	7	15	QPSK	1	74	21375	2562.5	22.43
					1	74						28.62				
Intra Band Conti- guous	CA_7C	7	15	QPSK	1	0	20825	2507.5	7	10	QPSK	1	49	20945	2519.5	21.09
					1	74						28.60				
		7	15	QPSK	1	0	21051	2530.1	7	10	QPSK	1	49	21171	2542.1	20.51
					1	74						28.42				
		7	15	QPSK	1	0	21277	2552.7	7	10	QPSK	1	49	21397	2564.7	20.39
					1	74						28.31				
Intra Band Conti- guous	CA_7C	7	10	QPSK	1	0	20805	2505.5	7	20	QPSK	1	99	20949	2519.9	22.36
					1	49						28.45				
		7	10	QPSK	1	0	21006	2525.6	7	20	QPSK	1	99	21150	2540	22.39
					1	49						28.55				
		7	10	QPSK	1	0	21206	2545.6	7	20	QPSK	1	99	21350	2560	22.40
					1	49						28.40				
Intra Band Conti- guous	CA_7C	7	20	QPSK	1	0	20850	2510	7	10	QPSK	1	49	20994	2524.4	22.44
					1	99						28.30				
		7	20	QPSK	1	0	21051	2530.1	7	10	QPSK	1	49	21195	2544.5	22.58
					1	99						28.44				
		7	20	QPSK	1	0	21251	2550.1	7	10	QPSK	1	49	21395	2564.5	22.51
					1	99						28.01				

\*EIRP = Conducted + antenna gain (5.31dBi)

Con- figure	Com- bination	PCC							SCC							Measurement Power
		Band	BW (MHz)	Modu- lation	RB Size	RB Offset	UL Chan.	UL Freq. (MHz)	Band	BW (MHz)	Modu- lation	RB Size	RB Offset	UL Chan.	UL Freq. (MHz)	EIRP (dBm)
																Total
Intra Band Conti- guous	CA_7C	7	15	16QAM	1	0	20828	2507.8	7	20	16QAM	1	99	20999	2524.9	22.33
					1	74						27.95				
		7	15	16QAM	1	0	21003	2525.3	7	20	16QAM	1	99	21174	2542.4	22.12
					1	74						<b>28.25</b>				
		7	15	16QAM	1	0	21179	2542.9	7	20	16QAM	1	99	21350	2560	22.12
					1	74						28.07				
Intra Band Conti- guous	CA_7C	7	20	16QAM	1	0	20850	2510	7	15	16QAM	1	74	21021	2527.1	22.21
					1	99						27.11				
		7	20	16QAM	1	0	21025	2527.5	7	15	16QAM	1	74	21196	2544.6	22.08
					1	99						28.21				
		7	20	16QAM	1	0	21201	2545.1	7	15	16QAM	1	74	21372	2562.2	22.03
					1	99						27.72				
Intra Band Conti- guous	CA_7C	7	15	16QAM	1	0	20825	2507.5	7	15	16QAM	1	74	20975	2522.5	22.10
					1	74						27.66				
		7	15	16QAM	1	0	21025	2527.5	7	15	16QAM	1	74	21175	2542.5	21.97
					1	74						27.56				
		7	15	16QAM	1	0	21225	2547.5	7	15	16QAM	1	74	21375	2562.5	22.02
					1	74						27.69				
Intra Band Conti- guous	CA_7C	7	15	16QAM	1	0	20825	2507.5	7	10	16QAM	1	49	20945	2519.5	20.53
					1	74						27.56				
		7	15	16QAM	1	0	21051	2530.1	7	10	16QAM	1	49	21171	2542.1	20.27
					1	74						27.49				
		7	15	16QAM	1	0	21277	2552.7	7	10	16QAM	1	49	21397	2564.7	20.16
					1	74						27.29				
Intra Band Conti- guous	CA_7C	7	10	16QAM	1	0	20805	2505.5	7	20	16QAM	1	99	20949	2519.9	22.25
					1	49						27.57				
		7	10	16QAM	1	0	21006	2525.6	7	20	16QAM	1	99	21150	2540	22.31
					1	49						27.64				
		7	10	16QAM	1	0	21206	2545.6	7	20	16QAM	1	99	21350	2560	22.33
					1	49						27.58				
Intra Band Conti- guous	CA_7C	7	20	16QAM	1	0	20850	2510	7	10	16QAM	1	49	20994	2524.4	22.40
					1	99						27.75				
		7	20	16QAM	1	0	21051	2530.1	7	10	16QAM	1	49	21195	2544.5	22.39
					1	99						28.08				
		7	20	16QAM	1	0	21251	2550.1	7	10	16QAM	1	49	21395	2564.5	22.40
					1	99						27.15				

\*EIRP = Conducted + antenna gain (5.31dBi)

Con- figure	Com- bination	PCC							SCC							Measurement Power
		Band	BW (MHz)	Modu- lation	RB Size	RB Offset	UL Chan.	UL Freq. (MHz)	Band	BW (MHz)	Modu- lation	RB Size	RB Offset	UL Chan.	UL Freq. (MHz)	EIRP (dBm)
																Total
Intra Band Conti- guous	CA_7C	7	15	64QAM	1	0	20828	2507.8	7	20	64QAM	1	99	20999	2524.9	21.90
					1	74						27.80				
		7	15	64QAM	1	0	21003	2525.3	7	20	64QAM	1	99	21174	2542.4	21.85
					1	74						<b>27.85</b>				
		7	15	64QAM	1	0	21179	2542.9	7	20	64QAM	1	99	21350	2560	21.76
					1	74						27.72				
Intra Band Conti- guous	CA_7C	7	20	64QAM	1	0	20850	2510	7	15	64QAM	1	74	21021	2527.1	21.83
					1	99						25.59				
		7	20	64QAM	1	0	21025	2527.5	7	15	64QAM	1	74	21196	2544.6	21.76
					1	99						26.04				
		7	20	64QAM	1	0	21201	2545.1	7	15	64QAM	1	74	21372	2562.2	21.65
					1	99						25.31				
Intra Band Conti- guous	CA_7C	7	15	64QAM	1	0	20825	2507.5	7	15	64QAM	1	74	20975	2522.5	21.85
					1	74						24.99				
		7	15	64QAM	1	0	21025	2527.5	7	15	64QAM	1	74	21175	2542.5	21.84
					1	74						24.96				
		7	15	64QAM	1	0	21225	2547.5	7	15	64QAM	1	74	21375	2562.5	21.74
					1	74						25.40				
Intra Band Conti- guous	CA_7C	7	15	64QAM	1	0	20825	2507.5	7	10	64QAM	1	49	20945	2519.5	20.26
					1	74						25.85				
		7	15	64QAM	1	0	21051	2530.1	7	10	64QAM	1	49	21171	2542.1	20.23
					1	74						25.72				
		7	15	64QAM	1	0	21277	2552.7	7	10	64QAM	1	49	21397	2564.7	19.97
					1	74						24.79				
Intra Band Conti- guous	CA_7C	7	10	64QAM	1	0	20805	2505.5	7	20	64QAM	1	99	20949	2519.9	21.83
					1	49						26.15				
		7	10	64QAM	1	0	21006	2525.6	7	20	64QAM	1	99	21150	2540	21.77
					1	49						25.32				
		7	10	64QAM	1	0	21206	2545.6	7	20	64QAM	1	99	21350	2560	22.24
					1	49						26.06				
Intra Band Conti- guous	CA_7C	7	20	64QAM	1	0	20850	2510	7	10	64QAM	1	49	20994	2524.4	21.79
					1	99						25.61				
		7	20	64QAM	1	0	21051	2530.1	7	10	64QAM	1	49	21195	2544.5	21.89
					1	99						25.74				
		7	20	64QAM	1	0	21251	2550.1	7	10	64QAM	1	49	21395	2564.5	22.30
					1	99						24.75				

\*EIRP = Conducted + antenna gain (5.31dBi)

### LTE Band 38 (CA 38C)

Con- figure	Com- bination	PCC							SCC							Measurement Power
		Band	BW (MHz)	Modu- lation	RB Size	RB Offset	UL Chan.	UL Freq. (MHz)	Band	BW (MHz)	Modu- lation	RB Size	RB Offset	UL Chan.	UL Freq. (MHz)	EIRP (dBm)
																Total
Intra Band Conti- guous	CA_38C	38	20	QPSK	1	0	37850	2580	38	20	QPSK	1	99	38048	2599.8	24.26
					1	99						30.01				
		38	20	QPSK	1	0	37901	2585.1	38	20	QPSK	1	99	38099	2604.9	25.41
					1	99						30.17				
		38	20	QPSK	1	0	37952	2590.2	38	20	QPSK	1	99	38150	2610	25.21
					1	99						<b>30.26</b>				
Intra Band Conti- guous	CA_38C	38	15	QPSK	1	0	37825	2577.5	38	15	QPSK	1	74	37975	2592.5	23.87
					1	74						29.57				
		38	15	QPSK	1	0	37925	2587.5	38	15	QPSK	1	74	38075	2602.5	25.03
					1	74						29.79				
		38	15	QPSK	1	0	38025	2597.5	38	15	QPSK	1	74	38175	2612.5	24.85
					1	74						29.86				

Con- figure	Com- bination	PCC							SCC							Measurement Power
		Band	BW (MHz)	Modu- lation	RB Size	RB Offset	UL Chan.	UL Freq. (MHz)	Band	BW (MHz)	Modu- lation	RB Size	RB Offset	UL Chan.	UL Freq. (MHz)	EIRP (dBm)
																Total
Intra Band Conti- guous	CA_38C	38	20	16QAM	1	0	37850	2580	38	20	16QAM	1	99	38048	2599.8	23.46
					1	99						29.32				
		38	20	16QAM	1	0	37901	2585.1	38	20	16QAM	1	99	38099	2604.9	24.65
					1	99						29.44				
		38	20	16QAM	1	0	37952	2590.2	38	20	16QAM	1	99	38150	2610	24.67
					1	99						<b>29.69</b>				
Intra Band Conti- guous	CA_38C	38	15	16QAM	1	0	37825	2577.5	38	15	16QAM	1	74	37975	2592.5	23.02
					1	74						29.00				
		38	15	16QAM	1	0	37925	2587.5	38	15	16QAM	1	74	38075	2602.5	24.25
					1	74						29.06				
		38	15	16QAM	1	0	38025	2597.5	38	15	16QAM	1	74	38175	2612.5	24.32
					1	74						29.23				

Con- figure	Com- bination	PCC							SCC							Measurement Power
		Band	BW (MHz)	Modu- lation	RB Size	RB Offset	UL Chan.	UL Freq. (MHz)	Band	BW (MHz)	Modu- lation	RB Size	RB Offset	UL Chan.	UL Freq. (MHz)	EIRP (dBm)
																Total
Intra Band Conti- guous	CA_38C	38	20	64QAM	1	0	37850	2580	38	20	64QAM	1	99	38048	2599.8	23.41
					1	99						29.13				
		38	20	64QAM	1	0	37901	2585.1	38	20	64QAM	1	99	38099	2604.9	24.56
					1	99						29.10				
		38	20	64QAM	1	0	37952	2590.2	38	20	64QAM	1	99	38150	2610	24.38
					1	99						<b>29.23</b>				
Intra Band Conti- guous	CA_38C	38	15	64QAM	1	0	37825	2577.5	38	15	64QAM	1	74	37975	2592.5	23.10
					1	74						28.71				
		38	15	64QAM	1	0	37925	2587.5	38	15	64QAM	1	74	38075	2602.5	24.12
					1	74						28.73				
		38	15	64QAM	1	0	38025	2597.5	38	15	64QAM	1	74	38175	2612.5	24.01
					1	74						28.77				

\*EIRP = Conducted + antenna gain (5.31dBi)



### LTE Band 41 (CA 41C)

Con- figure	Com- bination	PCC							SCC							Measurement Power
		Band	BW (MHz)	Modu- lation	RB Size	RB Offset	UL Chan.	UL Freq. (MHz)	Band	BW (MHz)	Modu- lation	RB Size	RB Offset	UL Chan.	UL Freq. (MHz)	EIRP (dBm)
																Total
Intra Band Conti- guous	CA_41C	41	20	QPSK	1	0	39750	2506	41	20	QPSK	1	99	39948	2525.8	24.91
					1	99						30.13				
		41	20	QPSK	1	0	40521	2583.1	41	20	QPSK	1	99	40719	2602.9	25.12
					1	99						30.22				
		41	20	QPSK	1	0	41292	2660.2	41	20	QPSK	1	99	41490	2680	25.35
					1	99						<b>30.23</b>				
Intra Band Conti- guous	CA_41C	41	20	QPSK	1	0	39750	2506	41	5	QPSK	1	24	39867	2517.7	24.53
					1	99						29.74				
		41	20	QPSK	1	0	40595	2590.5	41	5	QPSK	1	24	40712	2602.2	24.68
					1	99						29.87				
		41	20	QPSK	1	0	41440	2675	41	5	QPSK	1	24	41557	2686.7	24.90
					1	99						29.81				
Intra Band Conti- guous	CA_41C	41	20	QPSK	1	0	39750	2506	41	10	QPSK	1	49	39894	2520.4	24.45
					1	99						29.70				
		41	20	QPSK	1	0	40571	2588.1	41	10	QPSK	1	49	40715	2602.5	24.79
					1	99						29.84				
		41	20	QPSK	1	0	41391	2670.1	41	10	QPSK	1	49	41535	2684.5	24.98
					1	99						29.80				
Intra Band Conti- guous	CA_41C	41	20	QPSK	1	0	39750	2506	41	15	QPSK	1	74	39921	2523.1	24.53
					1	99						29.70				
		41	20	QPSK	1	0	40546	2585.6	41	15	QPSK	1	74	40717	2602.7	24.70
					1	99						29.77				
		41	20	QPSK	1	0	41341	2665.1	41	15	QPSK	1	74	51512	2682.2	25.00
					1	99						29.77				
Intra Band Conti- guous	CA_41C	41	15	QPSK	1	0	39725	2503.5	41	10	QPSK	1	49	39845	2515.5	24.51
					1	74						29.72				
		41	15	QPSK	1	0	40571	2588.1	41	10	QPSK	1	49	40691	2600.1	24.81
					1	74						29.76				
		41	15	QPSK	1	0	41417	2672.7	41	10	QPSK	1	49	41537	2684.7	24.89
					1	74						29.79				
Intra Band Conti- guous	CA_41C	41	15	QPSK	1	0	39725	2503.5	41	15	QPSK	1	74	39875	2518.5	24.61
					1	74						29.79				
		41	15	QPSK	1	0	40545	2585.5	41	15	QPSK	1	74	40695	2600.5	24.75
					1	74						29.90				
		41	15	QPSK	1	0	41365	2667.5	41	15	QPSK	1	74	41515	2682.5	24.87
					1	74						29.85				

\*EIRP = Conducted + antenna gain (5.31dBi)

Con- figure	Com- bination	PCC							SCC							Measurement Power
		Band	BW (MHz)	Modu- lation	RB Size	RB Offset	UL Chan.	UL Freq. (MHz)	Band	BW (MHz)	Modu- lation	RB Size	RB Offset	UL Chan.	UL Freq. (MHz)	EIRP (dBm)
																Total
Intra Band Conti- guous	CA_41C	41	15	QPSK	1	0	39728	2503.8	41	20	QPSK	1	99	39899	2520.9	24.47
					1	74						1	0			29.75
		41	15	QPSK	1	0	40523	2583.3	41	20	QPSK	1	99	40694	2600.4	24.71
					1	74						1	0			29.79
		41	15	QPSK	1	0	41319	2662.9	41	20	QPSK	1	99	41490	2680	24.97
					1	74						1	0			29.76
Intra Band Conti- guous	CA_41C	41	10	QPSK	1	0	39703	2501.3	41	15	QPSK	1	74	39823	2513.3	24.54
					1	49						1	0			29.72
		41	10	QPSK	1	0	40549	2585.9	41	15	QPSK	1	74	40669	2597.9	24.79
					1	49						1	0			29.82
		41	10	QPSK	1	0	41395	2670.5	41	15	QPSK	1	74	41515	2682.5	24.90
					1	49						1	0			29.81
Intra Band Conti- guous	CA_41C	41	10	QPSK	1	0	39705	2501.5	41	20	QPSK	1	99	39849	2515.9	24.56
					1	49						1	0			29.76
		41	10	QPSK	1	0	40526	2583.6	41	20	QPSK	1	99	40670	2598	24.79
					1	49						1	0			29.80
		41	10	QPSK	1	0	41346	2665.6	41	20	QPSK	1	99	41490	2680	24.92
					1	49						1	0			29.80
Intra Band Conti- guous	CA_41C	41	5	QPSK	1	0	39683	2499.3	41	20	QPSK	1	99	39800	2511	24.54
					1	24						1	0			29.73
		41	5	QPSK	1	0	40528	2583.8	41	20	QPSK	1	99	40645	2595.5	24.76
					1	24						1	0			29.81
		41	5	QPSK	1	0	41373	2668.3	41	20	QPSK	1	99	41490	2680	24.92
					1	24						1	0			29.88

\*EIRP = Conducted + antenna gain (5.31dBi)

Con- figure	Com- bination	PCC							SCC							Measurement Power
		Band	BW (MHz)	Modu- lation	RB Size	RB Offset	UL Chan.	UL Freq. (MHz)	Band	BW (MHz)	Modu- lation	RB Size	RB Offset	UL Chan.	UL Freq. (MHz)	EIRP (dBm)
																Total
Intra Band Conti- guous	CA_41C	41	20	16QAM	1	0	39750	2506	41	20	16QAM	1	99	39948	2525.8	24.20
					1	99						29.58				
		41	20	16QAM	1	0	40521	2583.1	41	20	16QAM	1	99	40719	2602.9	24.41
					1	99						29.74				
		41	20	16QAM	1	0	41292	2660.2	41	20	16QAM	1	99	41490	2680	24.60
					1	99						<b>30.17</b>				
Intra Band Conti- guous	CA_41C	41	20	16QAM	1	0	39750	2506	41	5	16QAM	1	24	39867	2517.7	23.82
					1	99						28.99				
		41	20	16QAM	1	0	40595	2590.5	41	5	16QAM	1	24	40712	2602.2	24.00
					1	99						29.21				
		41	20	16QAM	1	0	41440	2675	41	5	16QAM	1	24	41557	2686.7	24.19
					1	99						29.20				
Intra Band Conti- guous	CA_41C	41	20	16QAM	1	0	39750	2506	41	10	16QAM	1	49	39894	2520.4	23.73
					1	99						29.05				
		41	20	16QAM	1	0	40571	2588.1	41	10	16QAM	1	49	40715	2602.5	24.00
					1	99						29.13				
		41	20	16QAM	1	0	41391	2670.1	41	10	16QAM	1	49	41535	2684.5	24.35
					1	99						29.09				
Intra Band Conti- guous	CA_41C	41	20	16QAM	1	0	39750	2506	41	15	16QAM	1	74	39921	2523.1	23.80
					1	99						28.98				
		41	20	16QAM	1	0	40546	2585.6	41	15	16QAM	1	74	40717	2602.7	24.01
					1	99						29.20				
		41	20	16QAM	1	0	41341	2665.1	41	15	16QAM	1	74	51512	2682.2	24.26
					1	99						29.02				
Intra Band Conti- guous	CA_41C	41	15	16QAM	1	0	39725	2503.5	41	10	16QAM	1	49	39845	2515.5	23.83
					1	74						29.06				
		41	15	16QAM	1	0	40571	2588.1	41	10	16QAM	1	49	40691	2600.1	24.11
					1	74						29.07				
		41	15	16QAM	1	0	41417	2672.7	41	10	16QAM	1	49	41537	2684.7	24.14
					1	74						29.09				
Intra Band Conti- guous	CA_41C	41	15	16QAM	1	0	39725	2503.5	41	15	16QAM	1	74	39875	2518.5	23.99
					1	74						29.12				
		41	15	16QAM	1	0	40545	2585.5	41	15	16QAM	1	74	40695	2600.5	24.05
					1	74						29.24				
		41	15	16QAM	1	0	41365	2667.5	41	15	16QAM	1	74	41515	2682.5	24.15
					1	74						29.15				

\*EIRP = Conducted + antenna gain (5.31dBi)

Con- figure	Com- bination	PCC							SCC							Measurement Power
		Band	BW (MHz)	Modu- lation	RB Size	RB Offset	UL Chan.	UL Freq. (MHz)	Band	BW (MHz)	Modu- lation	RB Size	RB Offset	UL Chan.	UL Freq. (MHz)	EIRP (dBm)
																Total
Intra Band Conti- guous	CA_41C	41	15	16QAM	1	0	39728	2503.8	41	20	16QAM	1	99	39899	2520.9	23.84
					1	74						1	0			29.05
		41	15	16QAM	1	0	40523	2583.3	41	20	16QAM	1	99	40694	2600.4	23.92
					1	74						1	0			29.13
		41	15	16QAM	1	0	41319	2662.9	41	20	16QAM	1	99	41490	2680	24.23
					1	74						1	0			29.14
Intra Band Conti- guous	CA_41C	41	10	16QAM	1	0	39703	2501.3	41	15	16QAM	1	74	39823	2513.3	23.81
					1	49						1	0			28.96
		41	10	16QAM	1	0	40549	2585.9	41	15	16QAM	1	74	40669	2597.9	24.20
					1	49						1	0			29.18
		41	10	16QAM	1	0	41395	2670.5	41	15	16QAM	1	74	41515	2682.5	24.29
					1	49						1	0			29.21
Intra Band Conti- guous	CA_41C	41	10	16QAM	1	0	39705	2501.5	41	20	16QAM	1	99	39849	2515.9	23.97
					1	49						1	0			29.03
		41	10	16QAM	1	0	40526	2583.6	41	20	16QAM	1	99	40670	2598	24.11
					1	49						1	0			29.08
		41	10	16QAM	1	0	41346	2665.6	41	20	16QAM	1	99	41490	2680	24.23
					1	49						1	0			29.08
Intra Band Conti- guous	CA_41C	41	5	16QAM	1	0	39683	2499.3	41	20	16QAM	1	99	39800	2511	23.95
					1	24						1	0			29.00
		41	5	16QAM	1	0	40528	2583.8	41	20	16QAM	1	99	40645	2595.5	24.12
					1	24						1	0			29.07
		41	5	16QAM	1	0	41373	2668.3	41	20	16QAM	1	99	41490	2680	24.20
					1	24						1	0			29.25

\*EIRP = Conducted + antenna gain (5.31dBi)

Con- figure	Com- bination	PCC							SCC							Measurement Power
		Band	BW (MHz)	Modu- lation	RB Size	RB Offset	UL Chan.	UL Freq. (MHz)	Band	BW (MHz)	Modu- lation	RB Size	RB Offset	UL Chan.	UL Freq. (MHz)	EIRP (dBm)
																Total
Intra Band Conti- guous	CA_41C	41	20	64QAM	1	0	39750	2506	41	20	64QAM	1	99	39948	2525.8	24.00
					1	99						29.23				
		41	20	64QAM	1	0	40521	2583.1	41	20	64QAM	1	99	40719	2602.9	24.24
					1	99						29.38				
		41	20	64QAM	1	0	41292	2660.2	41	20	64QAM	1	99	41490	2680	23.85
					1	99						<b>30.12</b>				
Intra Band Conti- guous	CA_41C	41	20	64QAM	1	0	39750	2506	41	5	64QAM	1	24	39867	2517.7	23.34
					1	99						28.61				
		41	20	64QAM	1	0	40595	2590.5	41	5	64QAM	1	24	40712	2602.2	23.64
					1	99						28.81				
		41	20	64QAM	1	0	41440	2675	41	5	64QAM	1	24	41557	2686.7	23.75
					1	99						28.84				
Intra Band Conti- guous	CA_41C	41	20	64QAM	1	0	39750	2506	41	10	64QAM	1	49	39894	2520.4	23.31
					1	99						28.73				
		41	20	64QAM	1	0	40571	2588.1	41	10	64QAM	1	49	40715	2602.5	23.59
					1	99						28.66				
		41	20	64QAM	1	0	41391	2670.1	41	10	64QAM	1	49	41535	2684.5	23.93
					1	99						28.76				
Intra Band Conti- guous	CA_41C	41	20	64QAM	1	0	39750	2506	41	15	64QAM	1	74	39921	2523.1	23.36
					1	99						28.60				
		41	20	64QAM	1	0	40546	2585.6	41	15	64QAM	1	74	40717	2602.7	23.59
					1	99						28.80				
		41	20	64QAM	1	0	41341	2665.1	41	15	64QAM	1	74	51512	2682.2	23.85
					1	99						28.67				
Intra Band Conti- guous	CA_41C	41	15	64QAM	1	0	39725	2503.5	41	10	64QAM	1	49	39845	2515.5	23.36
					1	74						28.61				
		41	15	64QAM	1	0	40571	2588.1	41	10	64QAM	1	49	40691	2600.1	23.73
					1	74						28.67				
		41	15	64QAM	1	0	41417	2672.7	41	10	64QAM	1	49	41537	2684.7	23.83
					1	74						28.67				
Intra Band Conti- guous	CA_41C	41	15	64QAM	1	0	39725	2503.5	41	15	64QAM	1	74	39875	2518.5	23.60
					1	74						28.75				
		41	15	64QAM	1	0	40545	2585.5	41	15	64QAM	1	74	40695	2600.5	23.65
					1	74						28.83				
		41	15	64QAM	1	0	41365	2667.5	41	15	64QAM	1	74	41515	2682.5	23.70
					1	74						28.71				

\*EIRP = Conducted + antenna gain (5.31dBi)

Con- figure	Com- bination	PCC							SCC							Measurement Power
		Band	BW (MHz)	Modu- lation	RB Size	RB Offset	UL Chan.	UL Freq. (MHz)	Band	BW (MHz)	Modu- lation	RB Size	RB Offset	UL Chan.	UL Freq. (MHz)	EIRP (dBm)
																Total
Intra Band Conti- guous	CA_41C	41	15	64QAM	1	0	39728	2503.8	41	20	64QAM	1	99	39899	2520.9	23.40
					1	74						1	0			28.62
		41	15	64QAM	1	0	40523	2583.3	41	20	64QAM	1	99	40694	2600.4	23.53
					1	74						1	0			28.74
		41	15	64QAM	1	0	41319	2662.9	41	20	64QAM	1	99	41490	2680	23.91
					1	74						1	0			28.75
Intra Band Conti- guous	CA_41C	41	10	64QAM	1	0	39703	2501.3	41	15	64QAM	1	74	39823	2513.3	23.46
					1	49						1	0			28.50
		41	10	64QAM	1	0	40549	2585.9	41	15	64QAM	1	74	40669	2597.9	23.81
					1	49						1	0			28.80
		41	10	64QAM	1	0	41395	2670.5	41	15	64QAM	1	74	41515	2682.5	23.92
					1	49						1	0			28.86
Intra Band Conti- guous	CA_41C	41	10	64QAM	1	0	39705	2501.5	41	20	64QAM	1	99	39849	2515.9	23.57
					1	49						1	0			28.62
		41	10	64QAM	1	0	40526	2583.6	41	20	64QAM	1	99	40670	2598	23.67
					1	49						1	0			28.67
		41	10	64QAM	1	0	41346	2665.6	41	20	64QAM	1	99	41490	2680	23.77
					1	49						1	0			28.70
Intra Band Conti- guous	CA_41C	41	5	64QAM	1	0	39683	2499.3	41	20	64QAM	1	99	39800	2511	23.54
					1	24						1	0			28.64
		41	5	64QAM	1	0	40528	2583.8	41	20	64QAM	1	99	40645	2595.5	23.75
					1	24						1	0			28.64
		41	5	64QAM	1	0	41373	2668.3	41	20	64QAM	1	99	41490	2680	23.82
					1	24						1	0			28.85

\*EIRP = Conducted + antenna gain (5.31dBi)

LTE Band 66 (CA 66C)

Con- figure	Com- bination	PCC							SCC							Measurement Power
		Band	BW (MHz)	Modu- lation	RB Size	RB Offset	UL Chan.	UL Freq. (MHz)	Band	BW (MHz)	Modu- lation	RB Size	RB Offset	UL Chan.	UL Freq. (MHz)	EIRP (dBm)
																Total
Intra Band Conti- guous	CA_66C	66	20	QPSK	1	0	132072	1720	66	20	QPSK	1	99	132270	1739.8	22.31
					1	99						28.86				
		66	20	QPSK	1	0	132323	1745.1	66	20	QPSK	1	99	132521	1764.9	22.12
					1	99						<b>28.89</b>				
		66	20	QPSK	1	0	132374	1750.2	66	20	QPSK	1	99	132572	1770	21.92
					1	99						28.76				
Intra Band Conti- guous	CA_66C	66	20	QPSK	1	0	132072	1720	66	15	QPSK	1	74	132243	1737.1	21.69
					1	99						28.50				
		66	20	QPSK	1	0	132348	1747.6	66	15	QPSK	1	74	132519	1764.7	21.49
					1	99						28.60				
		66	20	QPSK	1	0	132423	1755.1	66	15	QPSK	1	74	132594	1772.2	21.70
					1	99						28.84				
Intra Band Conti- guous	CA_66C	66	20	QPSK	1	0	132072	1720	66	10	QPSK	1	49	132216	1734.4	21.27
					1	99						28.28				
		66	20	QPSK	1	0	132373	1750.1	66	10	QPSK	1	49	132517	1764.5	21.68
					1	99						28.49				
		66	20	QPSK	1	0	132473	1760.1	66	10	QPSK	1	49	132617	1774.5	21.50
					1	99						28.45				
Intra Band Conti- guous	CA_66C	66	20	QPSK	1	0	132072	1720	66	5	QPSK	1	24	132189	1731.7	21.55
					1	99						28.47				
		66	20	QPSK	1	0	132397	1752.5	66	5	QPSK	1	24	132514	1764.2	21.58
					1	99						27.80				
		66	20	QPSK	1	0	132522	1765	66	5	QPSK	1	24	132639	1776.7	21.20
					1	99						27.91				
Intra Band Conti- guous	CA_66C	66	5	QPSK	1	0	132005	1713.3	66	20	QPSK	1	99	132122	1725	21.50
					1	24						28.74				
		66	5	QPSK	1	0	132330	1745.8	66	20	QPSK	1	99	132447	1757.5	21.45
					1	24						28.58				
		66	5	QPSK	1	0	132455	1758.3	66	20	QPSK	1	99	132572	1770	21.39
					1	24						28.49				
Intra Band Conti- guous	CA_66C	66	10	QPSK	1	0	132027	1715.5	66	20	QPSK	1	99	132171	1729.9	21.71
					1	49						28.39				
		66	10	QPSK	1	0	132328	1745.6	66	20	QPSK	1	99	132472	1760	21.03
					1	49						28.60				
		66	10	QPSK	1	0	132428	1755.6	66	20	QPSK	1	99	132572	1770	21.10
					1	49						28.58				

\*EIRP = Conducted + antenna gain (4.27dBi)

Con- figure	Com- bination	PCC							SCC							Measurement Power	
		Band	BW (MHz)	Modu- lation	RB Size	RB Offset	UL Chan.	UL Freq. (MHz)	Band	BW (MHz)	Modu- lation	RB Size	RB Offset	UL Chan.	UL Freq. (MHz)	EIRP (dBm)	
																Total	
Intra Band Conti- guous	CA_66C	66	15	QPSK	1	0	132050	1717.8	66	20	QPSK	1	99	132221	1734.9	21.34	
					1	74						1	0			28.40	
		66	15	QPSK	1	0	132325	1745.3	66	20	QPSK	1	99	132496	1762.4	21.12	
					1	74						1	0			28.54	
		66	15	QPSK	1	0	132401	1752.9	66	20	QPSK	1	99	132572	1770	21.21	
					1	74						1	0			28.55	
Intra Band Conti- guous	CA_66C	66	10	QPSK	1	0	132025	1715.3	66	15	QPSK	1	74	132145	1727.3	21.20	
					1	49						1	0			28.49	
		66	10	QPSK	1	0	132351	1747.9	66	15	QPSK	1	74	132471	1759.9	21.09	
					1	49						1	0			28.38	
		66	10	QPSK	1	0	132477	1760.5	66	15	QPSK	1	74	132597	1772.5	21.26	
					1	49						1	0			28.37	
Intra Band Conti- guous	CA_66C	66	15	QPSK	1	0	132047	1717.5	66	15	QPSK	1	74	132197	1732.5	21.38	
					1	74						1	0			28.32	
		66	15	QPSK	1	0	132347	1747.5	66	15	QPSK	1	74	132497	1762.5	21.49	
					1	74						1	0			28.53	
		66	15	QPSK	1	0	132447	1757.5	66	15	QPSK	1	74	132597	1772.5	21.53	
					1	74						1	0			28.30	
Intra Band Conti- guous	CA_66C	66	15	QPSK	1	0	132047	1715.3	66	10	QPSK	1	24	132167	1729.5	21.55	
					1	74						1	0			28.30	
		66	15	QPSK	1	0	132373	1750.1	66	10	QPSK	1	24	132493	1762.1	21.46	
					1	74						1	0			28.59	
		66	15	QPSK	1	0	132499	1762.7	66	10	QPSK	1	24	132619	1774.7	21.30	
					1	74						1	0			28.36	

\*EIRP = Conducted + antenna gain (4.27dBi)



Con- figure	Com- bination	PCC							SCC							Measurement Power
		Band	BW (MHz)	Modu- lation	RB Size	RB Offset	UL Chan.	UL Freq. (MHz)	Band	BW (MHz)	Modu- lation	RB Size	RB Offset	UL Chan.	UL Freq. (MHz)	EIRP (dBm)
																Total
Intra Band Conti- guous	CA_66C	66	20	16QAM	1	0	132072	1720	66	20	16QAM	1	99	132270	1739.8	21.80
					1	99						28.36				
		66	20	16QAM	1	0	132323	1745.1	66	20	16QAM	1	99	132521	1764.9	21.68
					1	99						<b>28.40</b>				
		66	20	16QAM	1	0	132374	1750.2	66	20	16QAM	1	99	132572	1770	21.43
					1	99						27.78				
Intra Band Conti- guous	CA_66C	66	20	16QAM	1	0	132072	1720	66	15	16QAM	1	74	132243	1737.1	21.27
					1	99						27.96				
		66	20	16QAM	1	0	132348	1747.6	66	15	16QAM	1	74	132519	1764.7	20.88
					1	99						28.12				
		66	20	16QAM	1	0	132423	1755.1	66	15	16QAM	1	74	132594	1772.2	21.20
					1	99						28.21				
Intra Band Conti- guous	CA_66C	66	20	16QAM	1	0	132072	1720	66	10	16QAM	1	49	132216	1734.4	20.87
					1	99						27.82				
		66	20	16QAM	1	0	132373	1750.1	66	10	16QAM	1	49	132517	1764.5	21.18
					1	99						28.08				
		66	20	16QAM	1	0	132473	1760.1	66	10	16QAM	1	49	132617	1774.5	21.03
					1	99						27.99				
Intra Band Conti- guous	CA_66C	66	20	16QAM	1	0	132072	1720	66	5	16QAM	1	24	132189	1731.7	21.06
					1	99						28.09				
		66	20	16QAM	1	0	132397	1752.5	66	5	16QAM	1	24	132514	1764.2	21.10
					1	99						27.35				
		66	20	16QAM	1	0	132522	1765	66	5	16QAM	1	24	132639	1776.7	20.70
					1	99						27.37				
Intra Band Conti- guous	CA_66C	66	5	16QAM	1	0	132005	1713.3	66	20	16QAM	1	99	132122	1725	21.08
					1	24						28.21				
		66	5	16QAM	1	0	132330	1745.8	66	20	16QAM	1	99	132447	1757.5	20.97
					1	24						28.14				
		66	5	16QAM	1	0	132455	1758.3	66	20	16QAM	1	99	132572	1770	20.98
					1	24						27.97				
Intra Band Conti- guous	CA_66C	66	10	16QAM	1	0	132027	1715.5	66	20	16QAM	1	99	132171	1729.9	21.27
					1	49						27.99				
		66	10	16QAM	1	0	132328	1745.6	66	20	16QAM	1	99	132472	1760	20.52
					1	49						28.20				
		66	10	16QAM	1	0	132428	1755.6	66	20	16QAM	1	99	132572	1770	20.65
					1	49						28.21				

\*EIRP = Conducted + antenna gain (4.27dBi)

Con- figure	Com- bination	PCC							SCC							Measurement Power
		Band	BW (MHz)	Modu- lation	RB Size	RB Offset	UL Chan.	UL Freq. (MHz)	Band	BW (MHz)	Modu- lation	RB Size	RB Offset	UL Chan.	UL Freq. (MHz)	EIRP (dBm)
																Total
Intra Band Conti- guous	CA_66C	66	15	16QAM	1	0	132050	1717.8	66	20	16QAM	1	99	132221	1734.9	20.90
					1	74						1	0			27.98
		66	15	16QAM	1	0	132325	1745.3	66	20	16QAM	1	99	132496	1762.4	20.70
					1	74						1	0			28.12
		66	15	16QAM	1	0	132401	1752.9	66	20	16QAM	1	99	132572	1770	20.77
					1	74						1	0			28.18
Intra Band Conti- guous	CA_66C	66	10	16QAM	1	0	132025	1715.3	66	15	16QAM	1	74	132145	1727.3	20.81
					1	49						1	0			28.07
		66	10	16QAM	1	0	132351	1747.9	66	15	16QAM	1	74	132471	1759.9	20.64
					1	49						1	0			27.90
		66	10	16QAM	1	0	132477	1760.5	66	15	16QAM	1	74	132597	1772.5	20.86
					1	49						1	0			27.82
Intra Band Conti- guous	CA_66C	66	15	16QAM	1	0	132047	1717.5	66	15	16QAM	1	74	132197	1732.5	20.93
					1	74						1	0			27.88
		66	15	16QAM	1	0	132347	1747.5	66	15	16QAM	1	74	132497	1762.5	21.05
					1	74						1	0			27.95
		66	15	16QAM	1	0	132447	1757.5	66	15	16QAM	1	74	132597	1772.5	21.01
					1	74						1	0			27.96
Intra Band Conti- guous	CA_66C	66	15	16QAM	1	0	132047	1715.3	66	10	16QAM	1	24	132167	1729.5	21.08
					1	74						1	0			27.92
		66	15	16QAM	1	0	132373	1750.1	66	10	16QAM	1	24	132493	1762.1	21.06
					1	74						1	0			28.20
		66	15	16QAM	1	0	132499	1762.7	66	10	16QAM	1	24	132619	1774.7	20.88
					1	74						1	0			27.93

\*EIRP = Conducted + antenna gain (4.27dBi)

Con- figure	Com- bination	PCC							SCC							Measurement Power
		Band	BW (MHz)	Modu- lation	RB Size	RB Offset	UL Chan.	UL Freq. (MHz)	Band	BW (MHz)	Modu- lation	RB Size	RB Offset	UL Chan.	UL Freq. (MHz)	EIRP (dBm)
																Total
Intra Band Conti- guous	CA_66C	66	20	64QAM	1	0	132072	1720	66	20	64QAM	1	99	132270	1739.8	21.46
					1	99						27.98				
		66	20	64QAM	1	0	132323	1745.1	66	20	64QAM	1	99	132521	1764.9	21.26
					1	99						<b>28.04</b>				
		66	20	64QAM	1	0	132374	1750.2	66	20	64QAM	1	99	132572	1770	21.07
					1	99						27.94				
Intra Band Conti- guous	CA_66C	66	20	64QAM	1	0	132072	1720	66	15	64QAM	1	74	132243	1737.1	20.69
					1	99						27.30				
		66	20	64QAM	1	0	132348	1747.6	66	15	64QAM	1	74	132519	1764.7	20.41
					1	99						27.59				
		66	20	64QAM	1	0	132423	1755.1	66	15	64QAM	1	74	132594	1772.2	20.49
					1	99						27.47				
Intra Band Conti- guous	CA_66C	66	20	64QAM	1	0	132072	1720	66	10	64QAM	1	49	132216	1734.4	20.32
					1	99						27.12				
		66	20	64QAM	1	0	132373	1750.1	66	10	64QAM	1	49	132517	1764.5	20.68
					1	99						27.46				
		66	20	64QAM	1	0	132473	1760.1	66	10	64QAM	1	49	132617	1774.5	20.42
					1	99						27.47				
Intra Band Conti- guous	CA_66C	66	20	64QAM	1	0	132072	1720	66	5	64QAM	1	24	132189	1731.7	20.45
					1	99						27.35				
		66	20	64QAM	1	0	132397	1752.5	66	5	64QAM	1	24	132514	1764.2	20.37
					1	99						26.64				
		66	20	64QAM	1	0	132522	1765	66	5	64QAM	1	24	132639	1776.7	20.09
					1	99						26.81				
Intra Band Conti- guous	CA_66C	66	5	64QAM	1	0	132005	1713.3	66	20	64QAM	1	99	132122	1725	20.47
					1	24						27.55				
		66	5	64QAM	1	0	132330	1745.8	66	20	64QAM	1	99	132447	1757.5	20.32
					1	24						27.47				
		66	5	64QAM	1	0	132455	1758.3	66	20	64QAM	1	99	132572	1770	20.32
					1	24						27.52				
Intra Band Conti- guous	CA_66C	66	10	64QAM	1	0	132027	1715.5	66	20	64QAM	1	99	132171	1729.9	20.64
					1	49						27.35				
		66	10	64QAM	1	0	132328	1745.6	66	20	64QAM	1	99	132472	1760	19.87
					1	49						27.49				
		66	10	64QAM	1	0	132428	1755.6	66	20	64QAM	1	99	132572	1770	20.02
					1	49						27.56				

\*EIRP = Conducted + antenna gain (4.27dBi)

Con- figure	Com- bination	PCC							SCC							Measurement Power	
		Band	BW (MHz)	Modu- lation	RB Size	RB Offset	UL Chan.	UL Freq. (MHz)	Band	BW (MHz)	Modu- lation	RB Size	RB Offset	UL Chan.	UL Freq. (MHz)	EIRP (dBm)	
																Total	
Intra Band Conti- guous	CA_66C	66	15	64QAM	1	0	132050	1717.8	66	20	64QAM	1	99	132221	1734.9	20.32	
					1	74						1	0			27.34	
		66	15	64QAM	1	0	132325	1745.3	66	20	64QAM	1	99	132496	1762.4	20.02	
					1	74						1	0			27.43	
		66	15	64QAM	1	0	132401	1752.9	66	20	64QAM	1	99	132572	1770	20.10	
					1	74						1	0			27.42	
Intra Band Conti- guous	CA_66C	66	10	64QAM	1	0	132025	1715.3	66	15	64QAM	1	74	132145	1727.3	20.04	
					1	49						1	0			27.49	
		66	10	64QAM	1	0	132351	1747.9	66	15	64QAM	1	74	132471	1759.9	19.88	
					1	49						1	0			27.15	
		66	10	64QAM	1	0	132477	1760.5	66	15	64QAM	1	74	132597	1772.5	20.19	
					1	49						1	0			27.34	
Intra Band Conti- guous	CA_66C	66	15	64QAM	1	0	132047	1717.5	66	15	64QAM	1	74	132197	1732.5	20.37	
					1	74						1	0			27.21	
		66	15	64QAM	1	0	132347	1747.5	66	15	64QAM	1	74	132497	1762.5	20.28	
					1	74						1	0			27.34	
		66	15	64QAM	1	0	132447	1757.5	66	15	64QAM	1	74	132597	1772.5	20.54	
					1	74						1	0			27.16	
Intra Band Conti- guous	CA_66C	66	15	64QAM	1	0	132047	1715.3	66	10	64QAM	1	24	132167	1729.5	20.37	
					1	74						1	0			27.21	
		66	15	64QAM	1	0	132373	1750.1	66	10	64QAM	1	24	132493	1762.1	20.41	
					1	74						1	0			27.55	
		66	15	64QAM	1	0	132499	1762.7	66	10	64QAM	1	24	132619	1774.7	20.29	
					1	74						1	0			27.17	

\*EIRP = Conducted + antenna gain (4.27dBi)

LTE Band 66 (CA 66B)

Con- figure	Com- bination	PCC							SCC							Measurement Power
		Band	BW (MHz)	Modu- lation	RB Size	RB Offset	UL Chan.	UL Freq. (MHz)	Band	BW (MHz)	Modu- lation	RB Size	RB Offset	UL Chan.	UL Freq. (MHz)	EIRP (dBm)
																Total
Intra Band Conti- guous	CA_66B	66	10	QPSK	1	0	132022	1715	66	10	QPSK	1	49	132121	1724.9	19.74
					1	49						28.63				
		66	10	QPSK	1	0	132373	1750.1	66	10	QPSK	1	49	132472	1760	19.52
					1	49						28.54				
		66	10	QPSK	1	0	132523	1765.1	66	10	QPSK	1	49	132622	1775	19.48
					1	49						28.40				
Intra Band Conti- guous	CA_66B	66	5	QPSK	1	0	132002	1713	66	15	QPSK	1	79	132095	1722.3	19.68
					1	24						28.53				
		66	5	QPSK	1	0	132353	1748.1	66	15	QPSK	1	79	132447	1757.4	19.36
					1	24						28.39				
		66	5	QPSK	1	0	132504	1763.2	66	15	QPSK	1	79	132597	1772.5	19.36
					1	24						28.29				
Intra Band Conti- guous	CA_66B	66	15	QPSK	1	0	132047	1717.5	66	5	QPSK	1	24	132140	1726.8	19.59
					1	74						28.48				
		66	15	QPSK	1	0	132398	1752.6	66	5	QPSK	1	24	132491	1761.9	19.39
					1	74						28.39				
		66	15	QPSK	1	0	132549	1767.7	66	5	QPSK	1	24	132642	1777	19.36
					1	74						28.29				
Intra Band Conti- guous	CA_66B	66	5	QPSK	1	0	132000	1712.8	66	10	QPSK	1	49	132072	1720	19.35
					1	24						28.31				
		66	5	QPSK	1	0	132375	1750.3	66	10	QPSK	1	49	132447	1757.5	19.06
					1	24						28.17				
		66	5	QPSK	1	0	132550	1767.8	66	10	QPSK	1	49	132622	1775	19.07
					1	24						28.04				
Intra Band Conti- guous	CA_66B	66	10	QPSK	1	0	132022	1715	66	5	QPSK	1	24	132094	1722.2	19.43
					1	49						28.19				
		66	10	QPSK	1	0	132397	1752.5	66	5	QPSK	1	24	132469	1759.7	19.10
					1	49						28.21				
		66	10	QPSK	1	0	132572	1770	66	5	QPSK	1	24	132644	1777.2	19.06
					1	49						28.02				
Intra Band Conti- guous	CA_66B	66	5	QPSK	1	0	131997	1712.5	66	5	QPSK	1	24	132045	1717.3	19.38
					1	24						28.23				
		66	5	QPSK	1	0	132398	1752.6	66	5	QPSK	1	24	132446	1757.4	19.10
					1	24						28.07				
		66	5	QPSK	1	0	132599	1772.7	66	5	QPSK	1	24	132647	1777.5	19.00
					1	24						28.03				

\*EIRP = Conducted + antenna gain (4.27dBi)

Con- figu- re	Com- bi- na- tion	PCC							SCC							Measurement Power	
		Band	BW (MHz)	Modu- lation	RB Size	RB Offset	UL Chan.	UL Freq. (MHz)	Band	BW (MHz)	Modu- lation	RB Size	RB Offset	UL Chan.	UL Freq. (MHz)	EIRP (dBm)	
																Total	
Intra Band Conti- guous	CA_66B	66	10	16QAM	1	0	132022	1715	66	10	16QAM	1	49	132121	1724.9	19.27	
					1	49						28.18					
		66	10	16QAM	1	0	132373	1750.1	66	10	16QAM	1	49	132472	1760	19.17	
					1	49						28.14					
		66	10	16QAM	1	0	132523	1765.1	66	10	16QAM	1	49	132622	1775	19.06	
					1	49						27.99					
Intra Band Conti- guous	CA_66B	66	5	16QAM	1	0	132002	1713	66	15	16QAM	1	79	132095	1722.3	19.00	
					1	24						27.83					
		66	5	16QAM	1	0	132353	1748.1	66	15	16QAM	1	79	132447	1757.4	18.60	
					1	24						27.73					
		66	5	16QAM	1	0	132504	1763.2	66	15	16QAM	1	79	132597	1772.5	18.66	
					1	24						27.64					
Intra Band Conti- guous	CA_66B	66	15	16QAM	1	0	132047	1717.5	66	5	16QAM	1	24	132140	1726.8	18.87	
					1	74						27.86					
		66	15	16QAM	1	0	132398	1752.6	66	5	16QAM	1	24	132491	1761.9	18.66	
					1	74						27.62					
		66	15	16QAM	1	0	132549	1767.7	66	5	16QAM	1	24	132642	1777	18.72	
					1	74						27.63					
Intra Band Conti- guous	CA_66B	66	5	16QAM	1	0	132000	1712.8	66	10	16QAM	1	49	132072	1720	18.63	
					1	24						27.64					
		66	5	16QAM	1	0	132375	1750.3	66	10	16QAM	1	49	132447	1757.5	18.45	
					1	24						27.42					
		66	5	16QAM	1	0	132550	1767.8	66	10	16QAM	1	49	132622	1775	18.37	
					1	24						27.31					
Intra Band Conti- guous	CA_66B	66	10	16QAM	1	0	132022	1715	66	5	16QAM	1	24	132094	1722.2	18.76	
					1	49						27.53					
		66	10	16QAM	1	0	132397	1752.5	66	5	16QAM	1	24	132469	1759.7	18.39	
					1	49						27.46					
		66	10	16QAM	1	0	132572	1770	66	5	16QAM	1	24	132644	1777.2	18.43	
					1	49						27.29					
Intra Band Conti- guous	CA_66B	66	5	16QAM	1	0	131997	1712.5	66	5	16QAM	1	24	132045	1717.3	18.64	
					1	24						27.51					
		66	5	16QAM	1	0	132398	1752.6	66	5	16QAM	1	24	132446	1757.4	18.38	
					1	24						27.37					
		66	5	16QAM	1	0	132599	1772.7	66	5	16QAM	1	24	132647	1777.5	18.36	
					1	24						27.34					

\*EIRP = Conducted + antenna gain (4.27dBi)

Con- figu- re	Com- bi- na- tion	PCC							SCC							Measurement Power	
		Band	BW (MHz)	Modu- lation	RB Size	RB Offset	UL Chan.	UL Freq. (MHz)	Band	BW (MHz)	Modu- lation	RB Size	RB Offset	UL Chan.	UL Freq. (MHz)	EIRP (dBm)	
																Total	
Intra Band Conti- guous	CA_66B	66	10	64QAM	1	0	132022	1715	66	10	64QAM	1	49	132121	1724.9	18.86	
					1	49						1	0			27.76	
		66	10	64QAM	1	0	132373	1750.1	66	10	64QAM	1	49	132472	1760	18.67	
					1	49						1	0			27.75	
		66	10	64QAM	1	0	132523	1765.1	66	10	64QAM	1	49	132622	1775	18.71	
					1	49						1	0			27.50	
Intra Band Conti- guous	CA_66B	66	5	64QAM	1	0	132002	1713	66	15	64QAM	1	79	132095	1722.3	18.57	
					1	24						1	0			27.47	
		66	5	64QAM	1	0	132353	1748.1	66	15	64QAM	1	79	132447	1757.4	18.22	
					1	24						1	0			27.25	
		66	5	64QAM	1	0	132504	1763.2	66	15	64QAM	1	79	132597	1772.5	18.25	
					1	24						1	0			27.23	
Intra Band Conti- guous	CA_66B	66	15	64QAM	1	0	132047	1717.5	66	5	64QAM	1	24	132140	1726.8	18.48	
					1	74						1	0			27.38	
		66	15	64QAM	1	0	132398	1752.6	66	5	64QAM	1	24	132491	1761.9	18.29	
					1	74						1	0			27.25	
		66	15	64QAM	1	0	132549	1767.7	66	5	64QAM	1	24	132642	1777	18.30	
					1	74						1	0			27.20	
Intra Band Conti- guous	CA_66B	66	5	64QAM	1	0	132000	1712.8	66	10	64QAM	1	49	132072	1720	18.21	
					1	24						1	0			27.23	
		66	5	64QAM	1	0	132375	1750.3	66	10	64QAM	1	49	132447	1757.5	17.97	
					1	24						1	0			27.04	
		66	5	64QAM	1	0	132550	1767.8	66	10	64QAM	1	49	132622	1775	17.99	
					1	24						1	0			26.84	
Intra Band Conti- guous	CA_66B	66	10	64QAM	1	0	132022	1715	66	5	64QAM	1	24	132094	1722.2	18.41	
					1	49						1	0			27.09	
		66	10	64QAM	1	0	132397	1752.5	66	5	64QAM	1	24	132469	1759.7	17.98	
					1	49						1	0			27.05	
		66	10	64QAM	1	0	132572	1770	66	5	64QAM	1	24	132644	1777.2	18.06	
					1	49						1	0			26.92	
Intra Band Conti- guous	CA_66B	66	5	64QAM	1	0	131997	1712.5	66	5	64QAM	1	24	132045	1717.3	18.24	
					1	24						1	0			27.13	
		66	5	64QAM	1	0	132398	1752.6	66	5	64QAM	1	24	132446	1757.4	18.06	
					1	24						1	0			27.05	
		66	5	64QAM	1	0	132599	1772.7	66	5	64QAM	1	24	132647	1777.5	17.98	
					1	24						1	0			26.94	

\*EIRP = Conducted + antenna gain (4.27dBi)

## 4.2 Occupied Bandwidth Measurement

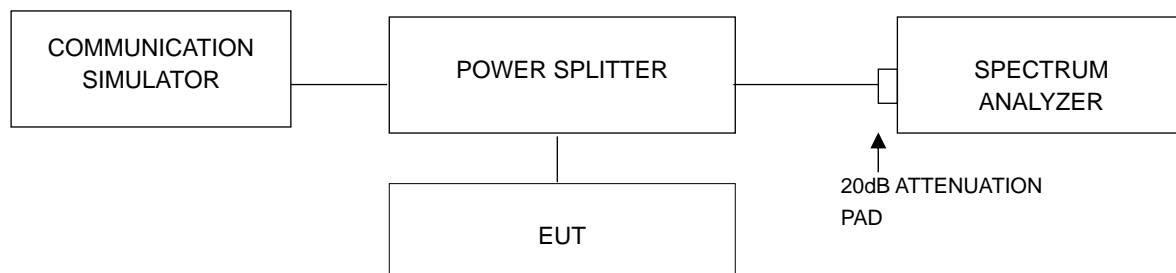
### 4.2.1 Limits of Occupied Bandwidth Measurement

The occupied bandwidth, that is the frequency bandwidth such that, below its lower and above its upper frequency limits, the mean powers radiated are each equal to 0.5 percent of the total mean power radiated by a given emission

### 4.2.2 Test Procedure

The transmitter output was connected to the spectrum analyzer through an attenuator. The bandwidth of the fundamental frequency was measured by spectrum analyzer with RBW = 200kHz and VBW = 620kHz (Channel Bandwidth: 10MHz+10MHz), RBW = 360kHz and VBW = 1.1MHz (Channel Bandwidth: 15MHz+20MHz) and RBW = 430kHz and VBW = 1.3MHz (Channel Bandwidth: 20MHz+20MHz). The 26dB bandwidth is defined as the total spectrum the power of which is higher than peak power minus 26dB.

### 4.2.3 Test Setup

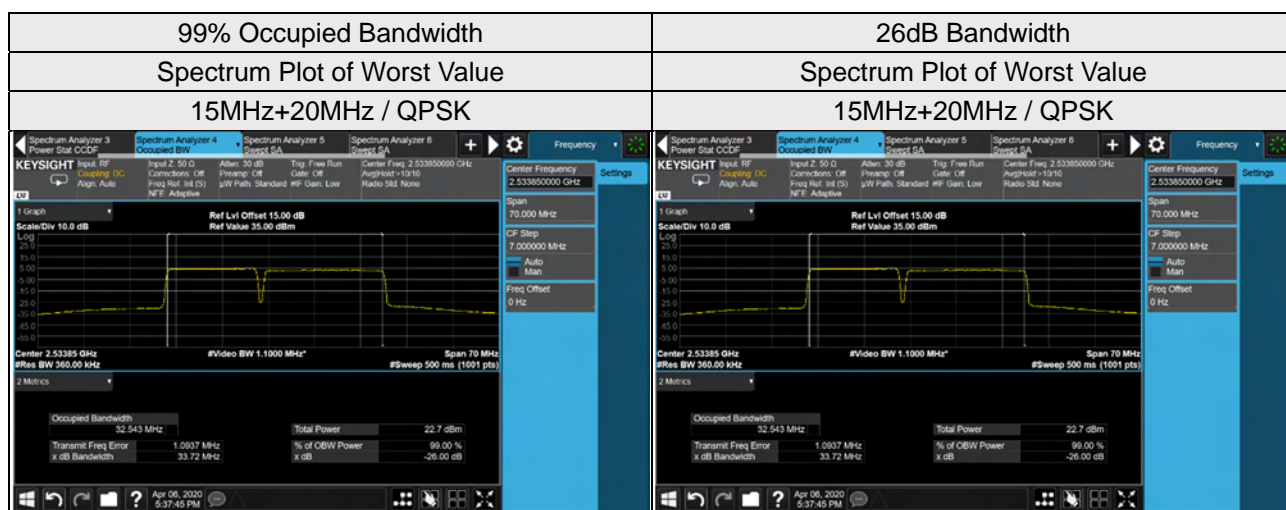




#### 4.2.4 Test Result

##### LTE Band 7 (CA 7C)

LTE Band 7 (CA 7C), Channel Bandwidth 15MHz+20MHz			
Channel	Frequency (MHz)	99% Occupied Bandwidth (MHz)	26dB Bandwidth (MHz)
		QPSK_Full RB	QPSK_Full RB
20828+20999	2507.8+2524.9	32.498	33.71
21003+21174	2525.3+2542.4	32.543	33.72
21179+21350	2542.9+2560.0	32.450	33.69



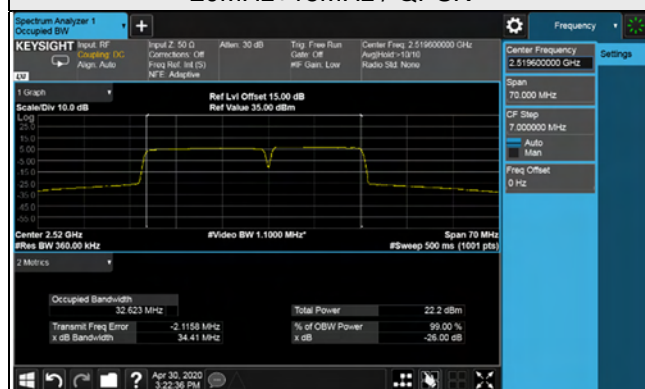
LTE Band 7 (CA 7C), Channel Bandwidth 20MHz+15MHz

Channel	Frequency (MHz)	99% Occupied Bandwidth (MHz)	26dB Bandwidth (MHz)
		QPSK_Full RB	QPSK_Full RB
20850+21021	2510.0+2527.1	32.623	34.41
21026+21197	2527.6+2544.7	32.544	33.72
21201+21372	2545.1+2562.2	32.447	33.69

99% Occupied Bandwidth

Spectrum Plot of Worst Value

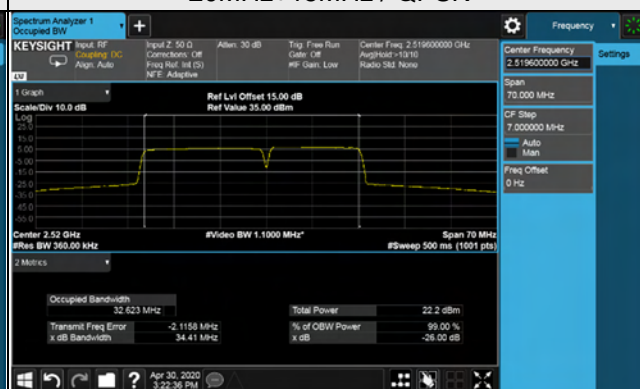
20MHz+15MHz / QPSK



26dB Bandwidth

Spectrum Plot of Worst Value

20MHz+15MHz / QPSK



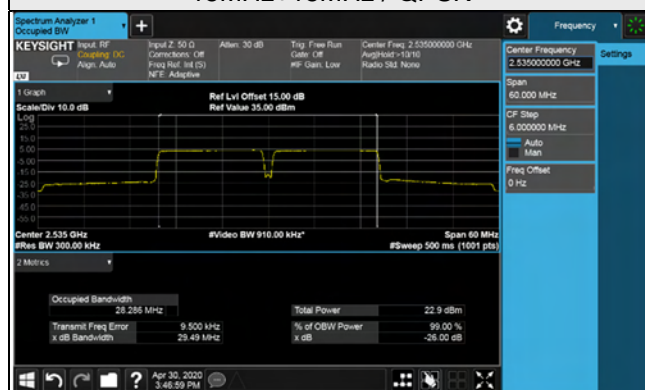
LTE Band 7 (CA 7C), Channel Bandwidth 15MHz+15MHz

Channel	Frequency (MHz)	99% Occupied Bandwidth (MHz)	26dB Bandwidth (MHz)
		QPSK_Full RB	QPSK_Full RB
20825+20975	2507.5+2522.5	28.248	36.75
21025+21175	2527.5+2542.5	28.286	29.49
21225+21375	2547.5+2562.5	28.177	29.22

99% Occupied Bandwidth

Spectrum Plot of Worst Value

15MHz+15MHz / QPSK



26dB Bandwidth

Spectrum Plot of Worst Value

15MHz+15MHz / QPSK



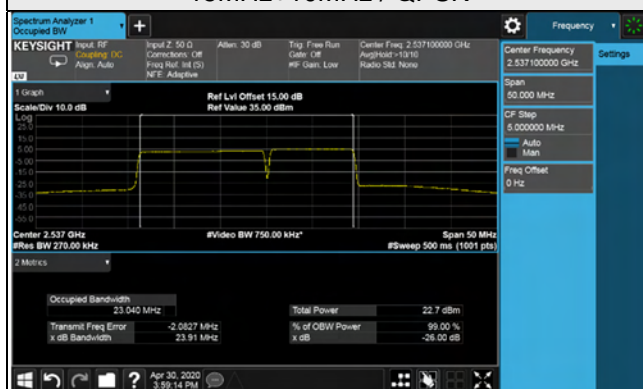
LTE Band 7 (CA 7C), Channel Bandwidth 15MHz+10MHz

Channel	Frequency (MHz)	99% Occupied Bandwidth (MHz)	26dB Bandwidth (MHz)
		QPSK_Full RB	QPSK_Full RB
20825+20945	2507.5+2519.5	22.998	23.88
21051+21171	2530.1+2542.1	23.040	23.91
21277+21397	2552.7+2564.7	23.020	23.90

99% Occupied Bandwidth

Spectrum Plot of Worst Value

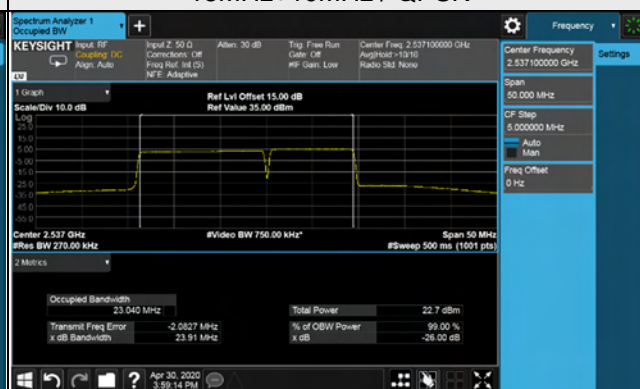
15MHz+10MHz / QPSK



26dB Bandwidth

Spectrum Plot of Worst Value

15MHz+10MHz / QPSK



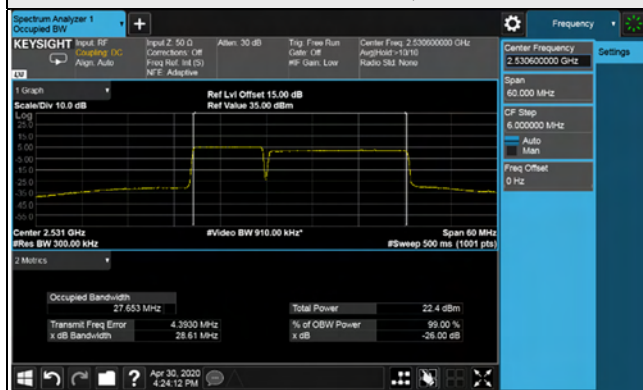
LTE Band 7 (CA 7C), Channel Bandwidth 10MHz+20MHz

Channel	Frequency (MHz)	99% Occupied Bandwidth (MHz)	26dB Bandwidth (MHz)
		QPSK_Full RB	QPSK_Full RB
20805+20949	2505.5+2519.9	27.579	28.57
21006+21150	2525.6+2540.0	27.653	28.61
21206+21350	2545.6+2560.0	27.583	28.57

99% Occupied Bandwidth

Spectrum Plot of Worst Value

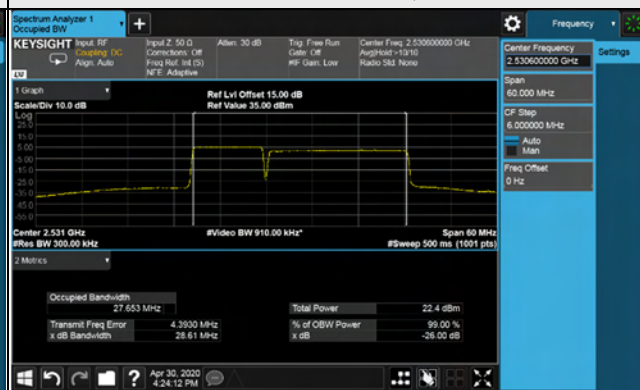
10MHz+20MHz / QPSK



26dB Bandwidth

Spectrum Plot of Worst Value

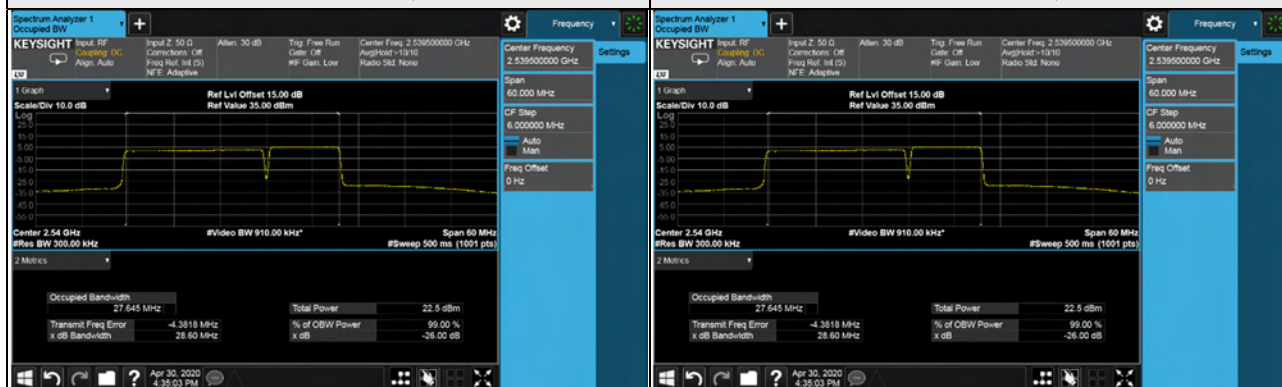
10MHz+20MHz / QPSK



LTE Band 7 (CA 7C), Channel Bandwidth 20MHz+10MHz

Channel	Frequency (MHz)	99% Occupied Bandwidth (MHz)	26dB Bandwidth (MHz)
		QPSK_Full RB	QPSK_Full RB
20850+20994	2510.0+2524.4	27.609	28.59
21051+21195	25301.+2544.5	27.645	28.60
21251+21395	2550.1+2564.5	27.598	28.60

99% Occupied Bandwidth	26dB Bandwidth
Spectrum Plot of Worst Value	Spectrum Plot of Worst Value
20MHz+10MHz / QPSK	20MHz+10MHz / QPSK



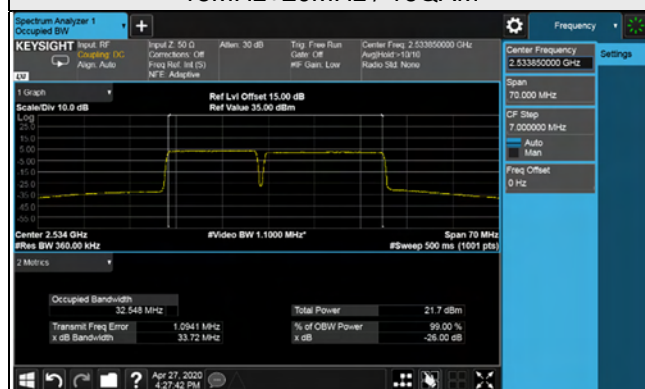
LTE Band 7 (CA 7C), Channel Bandwidth 15MHz+20MHz

Channel	Frequency (MHz)	99% Occupied Bandwidth (MHz)		26dB Bandwidth (MHz)	
		16QAM_Full RB		16QAM_Full RB	
20828+20999	2507.8+2524.9	32.268		33.62	
21003+21174	2525.3+2542.4	32.548		33.72	
21179+21350	2542.9+2560.0	32.436		33.69	

99% Occupied Bandwidth

Spectrum Plot of Worst Value

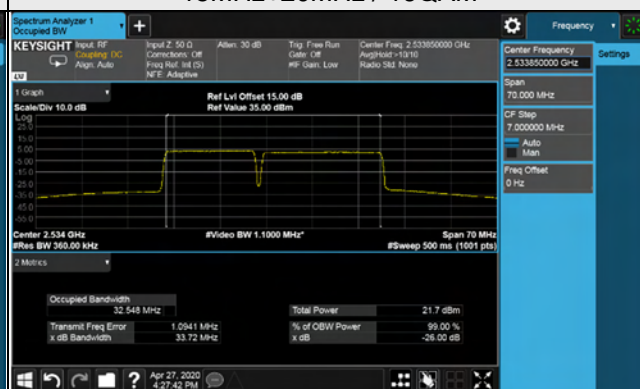
15MHz+20MHz / 16QAM



26dB Bandwidth

Spectrum Plot of Worst Value

15MHz+20MHz / 16QAM



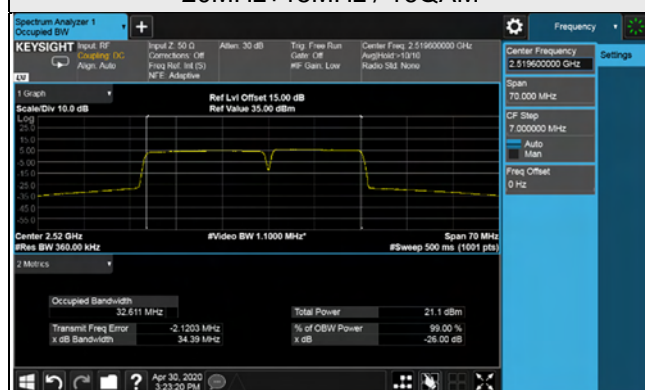
LTE Band 7 (CA 7C), Channel Bandwidth 20MHz+15MHz

Channel	Frequency (MHz)	99% Occupied Bandwidth (MHz)		26dB Bandwidth (MHz)	
		16QAM_Full RB		16QAM_Full RB	
20850+21021	2510.0+2527.1	32.611		34.39	
21026+21197	2527.6+2544.7	32.545		33.72	
21201+21372	2545.1+2562.2	32.451		33.69	

99% Occupied Bandwidth

Spectrum Plot of Worst Value

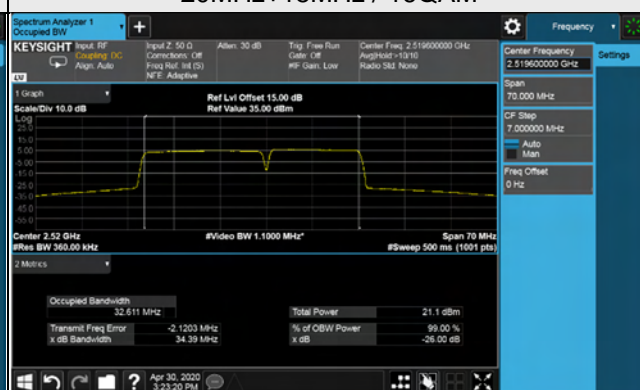
20MHz+15MHz / 16QAM



26dB Bandwidth

Spectrum Plot of Worst Value

20MHz+15MHz / 16QAM



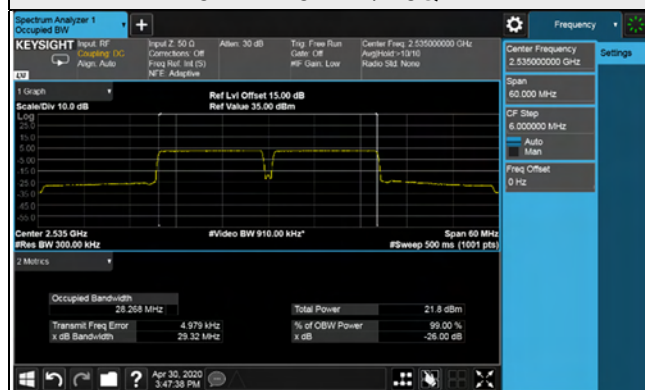
LTE Band 7 (CA 7C), Channel Bandwidth 15MHz+15MHz

Channel	Frequency (MHz)	99% Occupied Bandwidth (MHz)	26dB Bandwidth (MHz)
		16QAM_Full RB	16QAM_Full RB
20825+20975	2507.5+2522.5	28.217	29.25
21025+21175	2527.5+2542.5	28.268	29.32
21225+21375	2547.5+2562.5	28.178	29.24

99% Occupied Bandwidth

Spectrum Plot of Worst Value

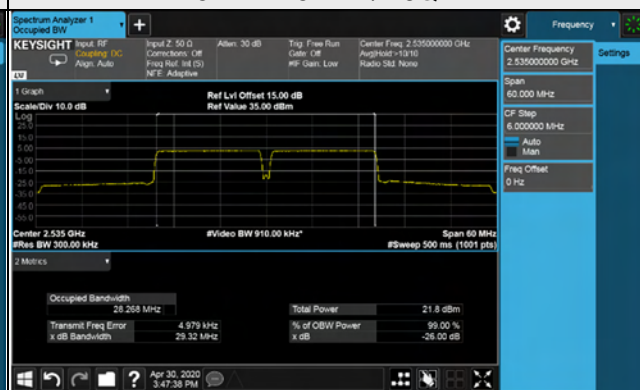
15MHz+15MHz / 16QAM



26dB Bandwidth

Spectrum Plot of Worst Value

15MHz+15MHz / 16QAM



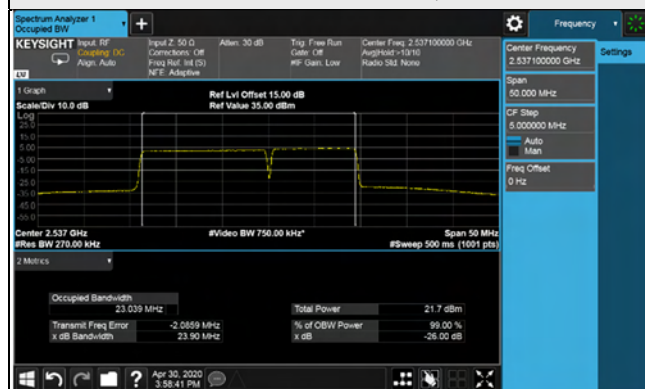
LTE Band 7 (CA 7C), Channel Bandwidth 15MHz+10MHz

Channel	Frequency (MHz)	99% Occupied Bandwidth (MHz)	26dB Bandwidth (MHz)
		16QAM_Full RB	16QAM_Full RB
20825+20945	2507.5+2519.5	22.995	23.88
21051+21171	2530.1+2542.1	23.039	23.90
21277+21397	2552.7+2564.7	23.015	23.90

99% Occupied Bandwidth

Spectrum Plot of Worst Value

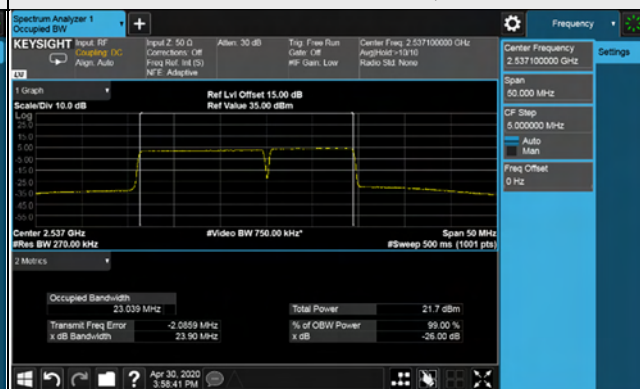
15MHz+10MHz / 16QAM



26dB Bandwidth

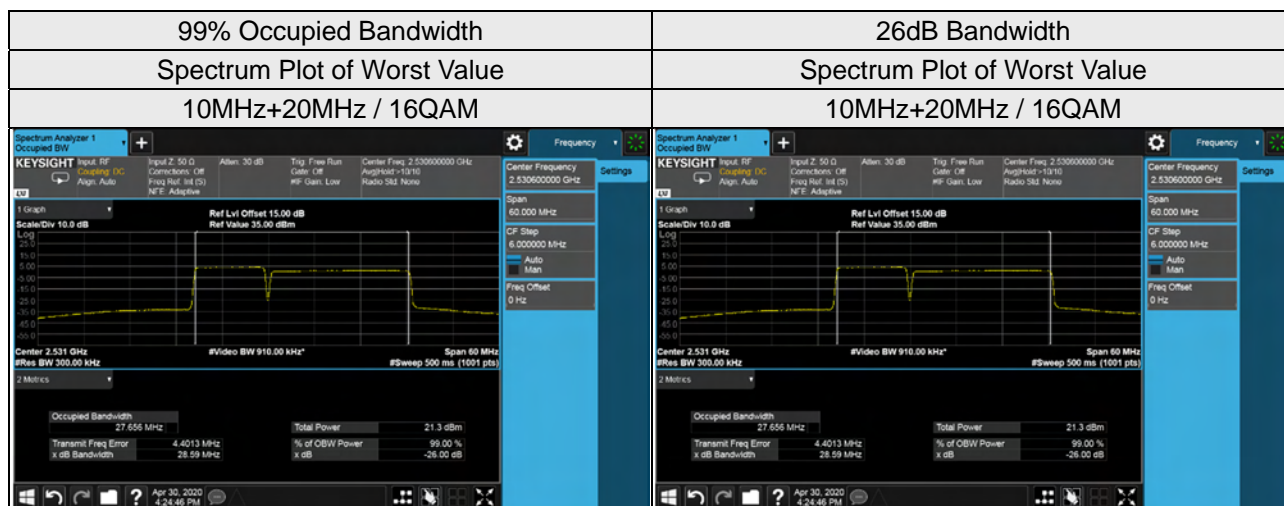
Spectrum Plot of Worst Value

15MHz+10MHz / 16QAM



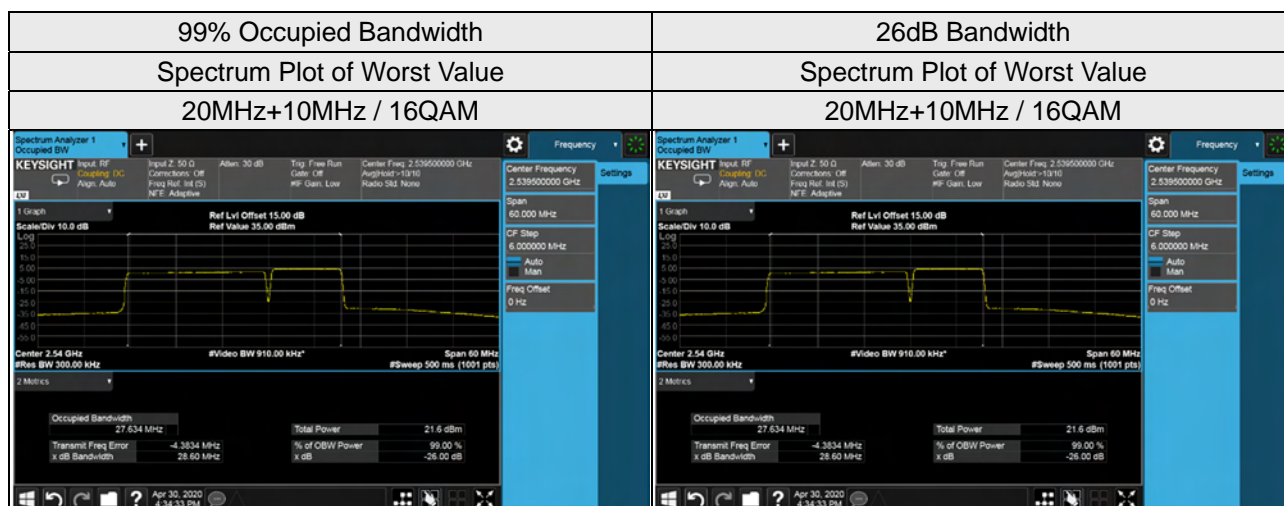
LTE Band 7 (CA 7C), Channel Bandwidth 10MHz+20MHz

Channel	Frequency (MHz)	99% Occupied Bandwidth (MHz)	26dB Bandwidth (MHz)
		16QAM_Full RB	16QAM_Full RB
20805+20949	2505.5+2519.9	27.584	28.57
21006+21150	2525.6+2540.0	27.656	28.59
21206+21350	2545.6+2560.0	27.590	28.57



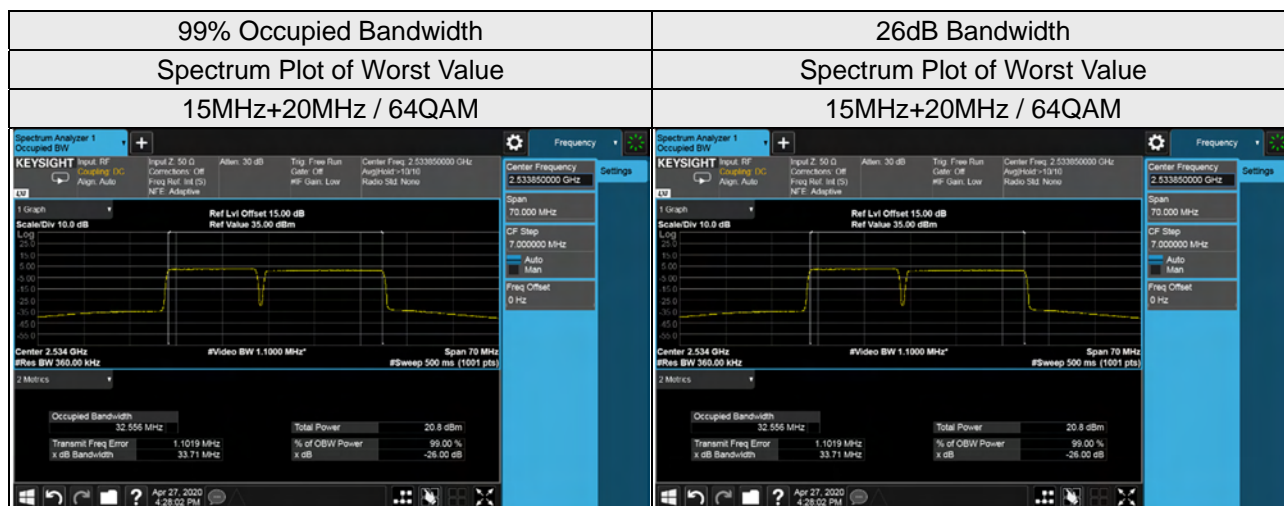
LTE Band 7 (CA 7C), Channel Bandwidth 20MHz+10MHz

Channel	Frequency (MHz)	99% Occupied Bandwidth (MHz)	26dB Bandwidth (MHz)
		16QAM_Full RB	16QAM_Full RB
20850+20994	2510.0+2524.4	27.598	28.58
21051+21195	25301.+2544.5	27.634	28.60
21251+21395	2550.1+2564.5	27.586	28.58



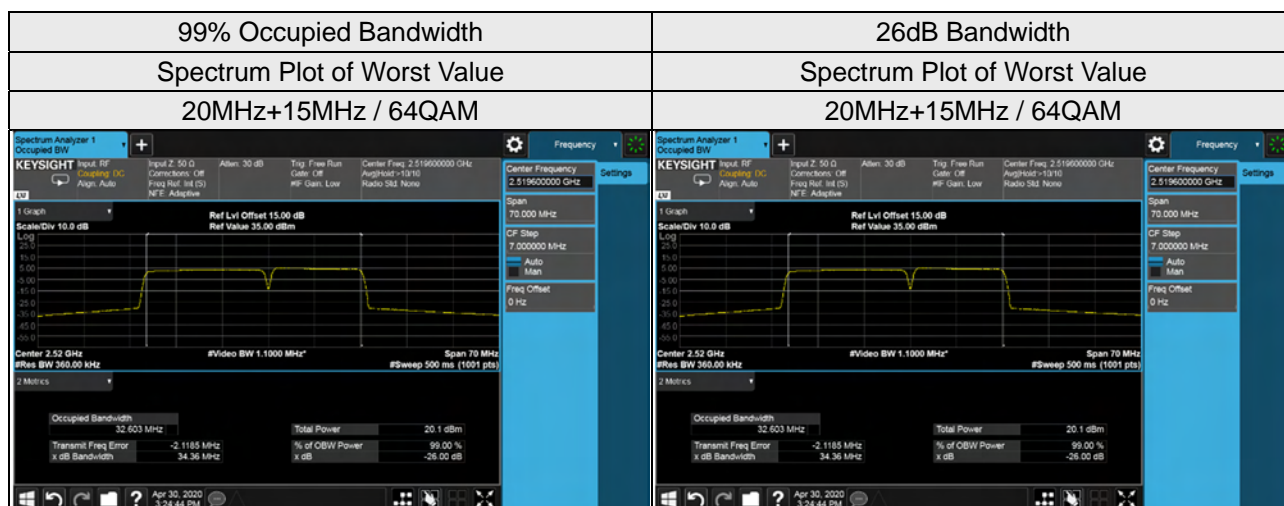
LTE Band 7 (CA 7C), Channel Bandwidth 15MHz+20MHz

Channel	Frequency (MHz)	99% Occupied Bandwidth (MHz)	26dB Bandwidth (MHz)
		64QAM_Full RB	64QAM_Full RB
20828+20999	2507.8+2524.9	32.256	33.61
21003+21174	2525.3+2542.4	32.556	33.71
21179+21350	2542.9+2560.0	32.442	33.68



LTE Band 7 (CA 7C), Channel Bandwidth 20MHz+15MHz

Channel	Frequency (MHz)	99% Occupied Bandwidth (MHz)	26dB Bandwidth (MHz)
		64QAM_Full RB	64QAM_Full RB
20850+21021	2510.0+2527.1	32.603	34.36
21026+21197	2527.6+2544.7	32.539	33.71
21201+21372	2545.1+2562.2	32.451	33.67





LTE Band 7 (CA 7C), Channel Bandwidth 15MHz+15MHz

Channel	Frequency (MHz)	99% Occupied Bandwidth (MHz)	26dB Bandwidth (MHz)
		64QAM_Full RB	64QAM_Full RB
20825+20975	2507.5+2522.5	28.176	29.21
21025+21175	2527.5+2542.5	28.246	29.24
21225+21375	2547.5+2562.5	28.177	29.21

99% Occupied Bandwidth

26dB Bandwidth

Spectrum Plot of Worst Value

Spectrum Plot of Worst Value

15MHz+15MHz / 64QAM

15MHz+15MHz / 64QAM



LTE Band 7 (CA 7C), Channel Bandwidth 15MHz+10MHz

Channel	Frequency (MHz)	99% Occupied Bandwidth (MHz)	26dB Bandwidth (MHz)
		64QAM_Full RB	64QAM_Full RB
20825+20945	2507.5+2519.5	23.004	23.87
21051+21171	2530.1+2542.1	23.044	23.90
21277+21397	2552.7+2564.7	23.014	23.89

99% Occupied Bandwidth

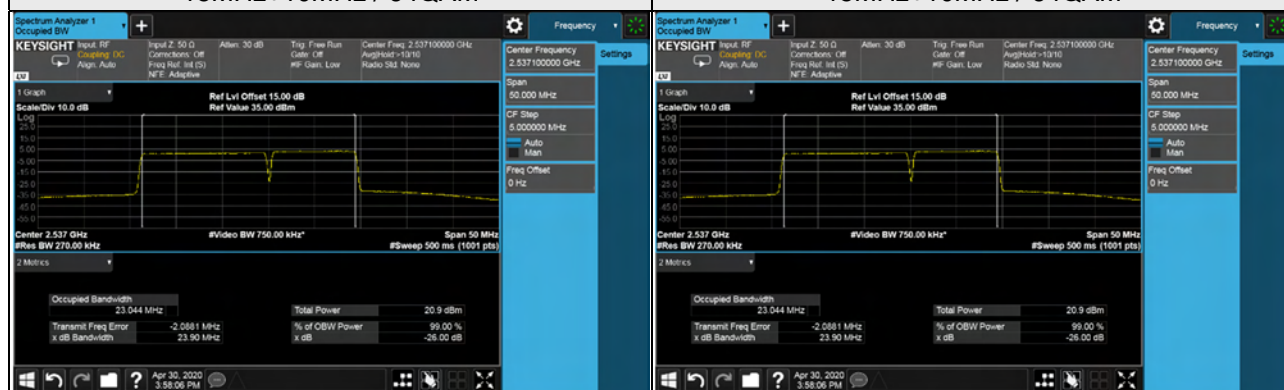
26dB Bandwidth

Spectrum Plot of Worst Value

Spectrum Plot of Worst Value

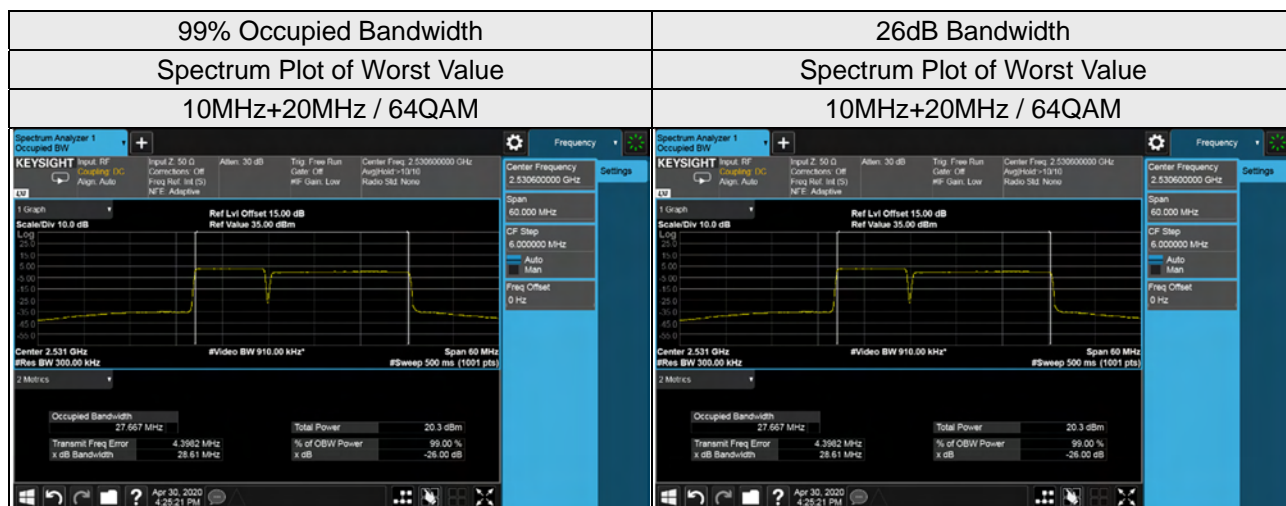
15MHz+10MHz / 64QAM

15MHz+10MHz / 64QAM



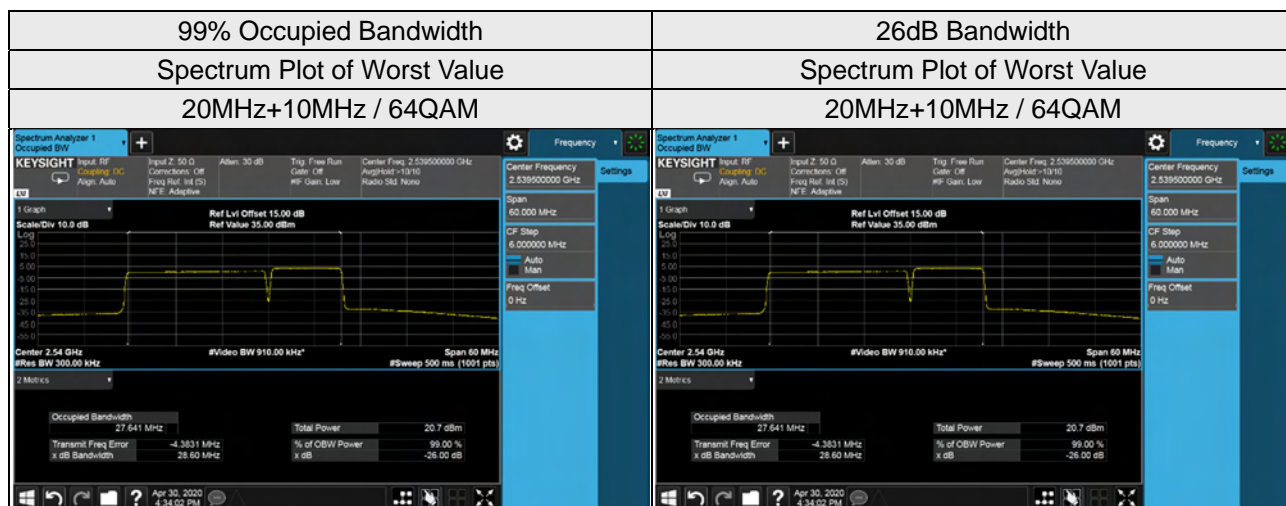
LTE Band 7 (CA 7C), Channel Bandwidth 10MHz+20MHz

Channel	Frequency (MHz)	99% Occupied Bandwidth (MHz)	26dB Bandwidth (MHz)
		64QAM_Full RB	64QAM_Full RB
20805+20949	2505.5+2519.9	27.588	28.57
21006+21150	2525.6+2540.0	27.667	28.61
21206+21350	2545.6+2560.0	27.602	28.57



LTE Band 7 (CA 7C), Channel Bandwidth 20MHz+10MHz

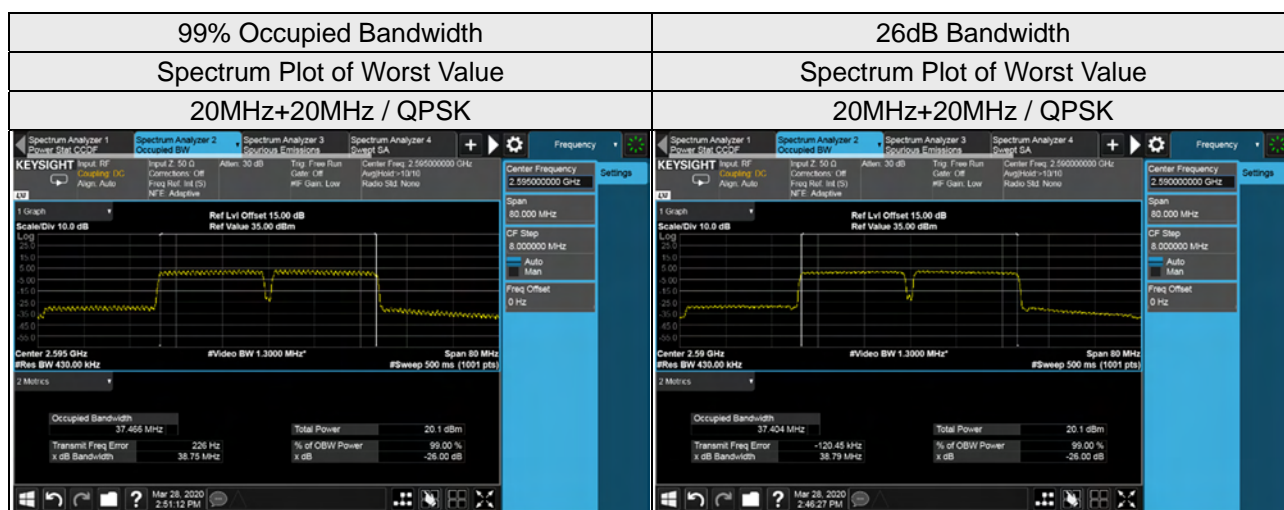
Channel	Frequency (MHz)	99% Occupied Bandwidth (MHz)	26dB Bandwidth (MHz)
		64QAM_Full RB	64QAM_Full RB
20850+20994	2510.0+2524.4	27.598	28.58
21051+21195	25301.+2544.5	27.641	28.60
21251+21395	2550.1+2564.5	27.591	28.58



LTE Band 38 (CA 38C)

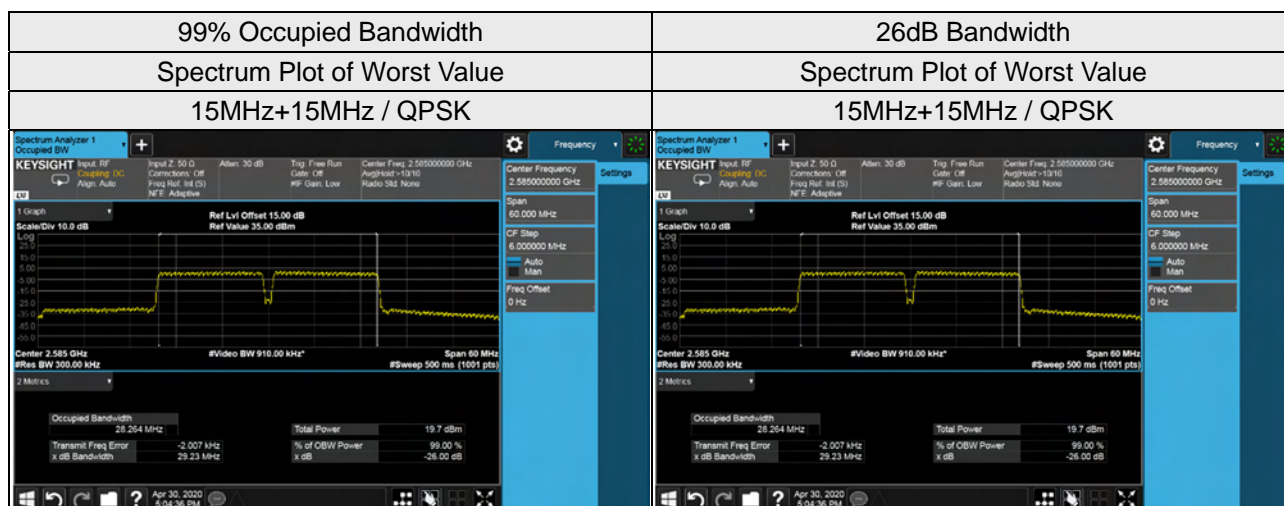
LTE Band 38 (CA 38C), Channel Bandwidth 20MHz+20MHz

Channel	Frequency (MHz)	99% Occupied Bandwidth (MHz)	26dB Bandwidth (MHz)
		QPSK_Full RB	QPSK_Full RB
37850+38048	2580.0+2599.8	37.404	38.79
37901+38099	2585.1+2604.9	37.466	38.75
37952+38150	2590.2+2610.0	37.431	38.76



LTE Band 38 (CA 38C), Channel Bandwidth 15MHz+15MHz

Channel	Frequency (MHz)	99% Occupied Bandwidth (MHz)	26dB Bandwidth (MHz)
		QPSK_Full RB	QPSK_Full RB
37825+37975	2577.5+2592.5	28.264	29.23
37925+38075	2587.5+2602.5	28.221	29.23
38025+38175	2597.5+2612.5	28.233	29.23



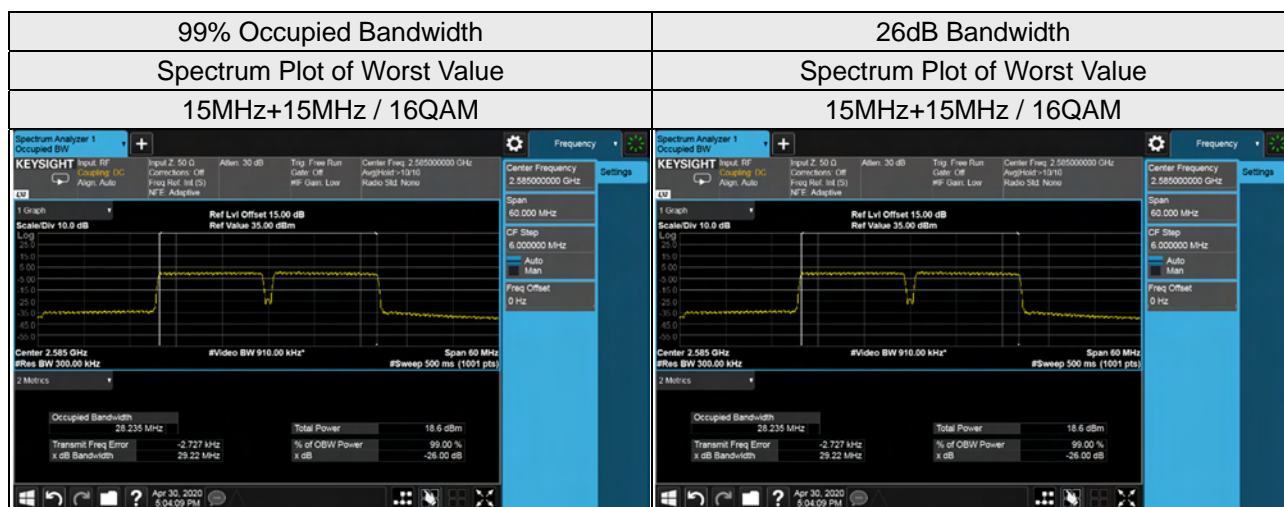
LTE Band 38 (CA 38C), Channel Bandwidth 20MHz+20MHz

Channel	Frequency (MHz)	99% Occupied Bandwidth (MHz)	26dB Bandwidth (MHz)
		16QAM_Full RB	16QAM_Full RB
37850+38048	2580.0+2599.8	37.371	38.78
37901+38099	2585.1+2604.9	37.416	38.78
37952+38150	2590.2+2610.0	37.374	38.79



LTE Band 38 (CA 38C), Channel Bandwidth 15MHz+15MHz

Channel	Frequency (MHz)	99% Occupied Bandwidth (MHz)	26dB Bandwidth (MHz)
		16QAM_Full RB	16QAM_Full RB
37825+37975	2577.5+2592.5	28.235	29.22
37925+38075	2587.5+2602.5	28.225	29.16
38025+38175	2597.5+2612.5	28.212	29.17



LTE Band 38 (CA 38C), Channel Bandwidth 20MHz+20MHz

Channel	Frequency (MHz)	99% Occupied Bandwidth (MHz)	26dB Bandwidth (MHz)
		64QAM_Full RB	64QAM_Full RB
37850+38048	2580.0+2599.8	37.448	38.81
37901+38099	2585.1+2604.9	37.388	38.81
37952+38150	2590.2+2610.0	37.406	38.78

99% Occupied Bandwidth

Spectrum Plot of Worst Value

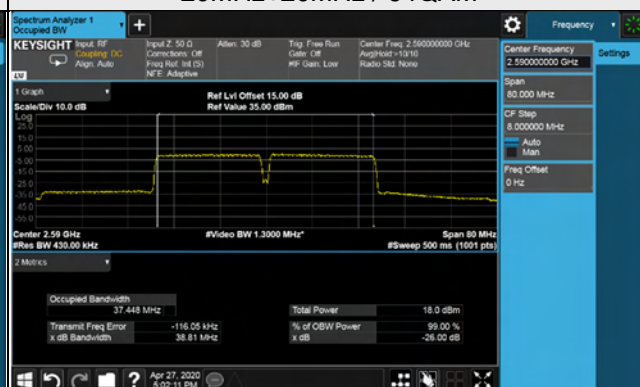
20MHz+20MHz / 64QAM



26dB Bandwidth

Spectrum Plot of Worst Value

20MHz+20MHz / 64QAM



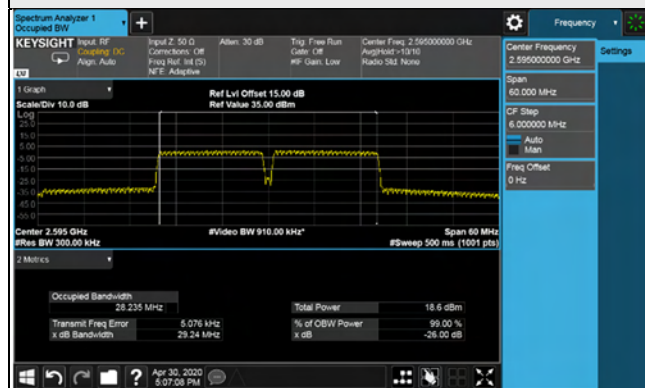
LTE Band 38 (CA 38C), Channel Bandwidth 15MHz+15MHz

Channel	Frequency (MHz)	99% Occupied Bandwidth (MHz)	26dB Bandwidth (MHz)
		64QAM_Full RB	64QAM_Full RB
37825+37975	2577.5+2592.5	28.213	29.21
37925+38075	2587.5+2602.5	28.235	29.24
38025+38175	2597.5+2612.5	28.230	29.20

99% Occupied Bandwidth

Spectrum Plot of Worst Value

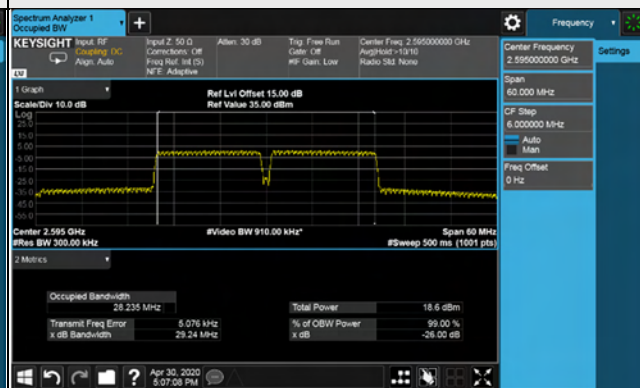
15MHz+15MHz / 64QAM



26dB Bandwidth

Spectrum Plot of Worst Value

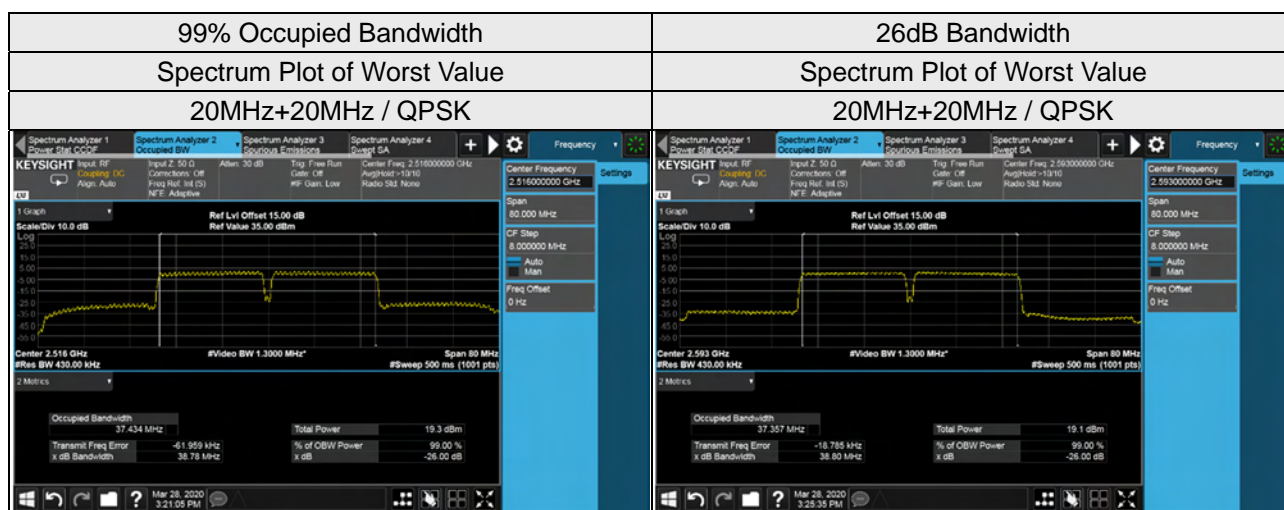
15MHz+15MHz / 64QAM



LTE Band 41 (CA 41C)

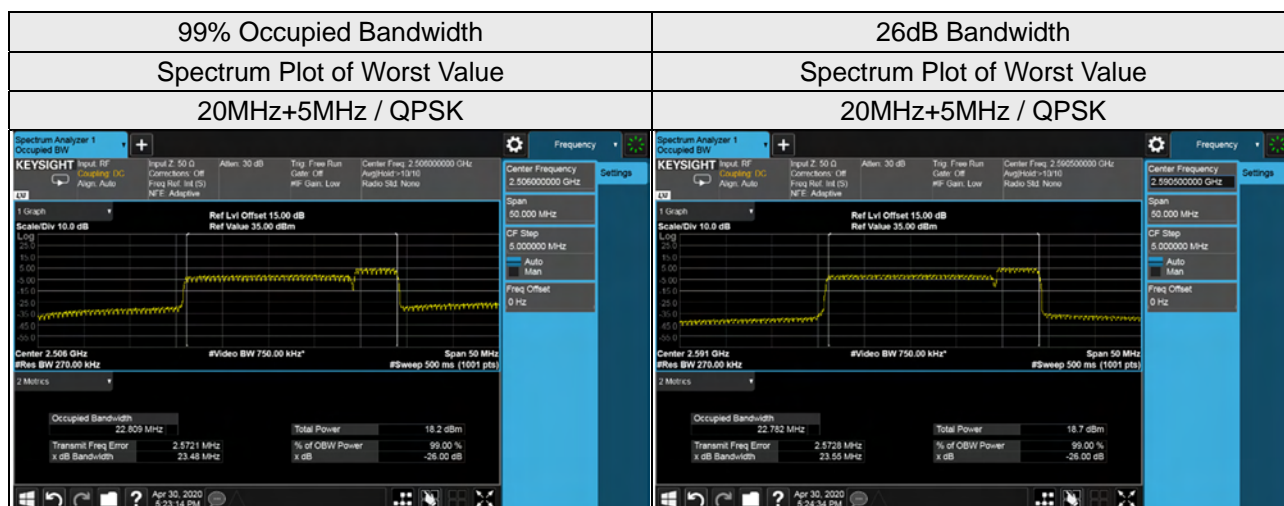
LTE Band 41 (CA 41C), Channel Bandwidth 20MHz+20MHz

Channel	Frequency (MHz)	99% Occupied Bandwidth (MHz)	26dB Bandwidth (MHz)
		QPSK_Full RB	QPSK_Full RB
39750+39948	2506.0+2525.8	37.434	38.78
40521+40719	2583.1+2602.9	37.357	38.80
41292+41490	2660.2+2680.0	37.331	38.75



LTE Band 41 (CA 41C), Channel Bandwidth 20MHz+5MHz

Channel	Frequency (MHz)	99% Occupied Bandwidth (MHz)	26dB Bandwidth (MHz)
		QPSK_Full RB	QPSK_Full RB
39750+39867	2506.0+2517.7	22.809	23.48
40595+40712	2590.5+2602.2	22.782	23.55
41440+41557	2675.0+2686.7	22.776	23.55



LTE Band 41 (CA 41C), Channel Bandwidth 20MHz+10MHz

Channel	Frequency (MHz)	99% Occupied Bandwidth (MHz)	26dB Bandwidth (MHz)
		QPSK_Full RB	QPSK_Full RB
39750+39894	2506.0+2520.4	27.617	28.58
40571+40715	2588.1+2602.5	27.635	28.55
41391+41535	2670.1+2684.5	27.632	28.58



LTE Band 41 (CA 41C), Channel Bandwidth 20MHz+15MHz

Channel	Frequency (MHz)	99% Occupied Bandwidth (MHz)	26dB Bandwidth (MHz)
		QPSK_Full RB	QPSK_Full RB
39750+39921	2506.0+2523.1	32.550	33.69
40546+40717	2585.6+2602.7	32.556	33.64
41341+41512	2665.1+2682.2	32.550	33.69



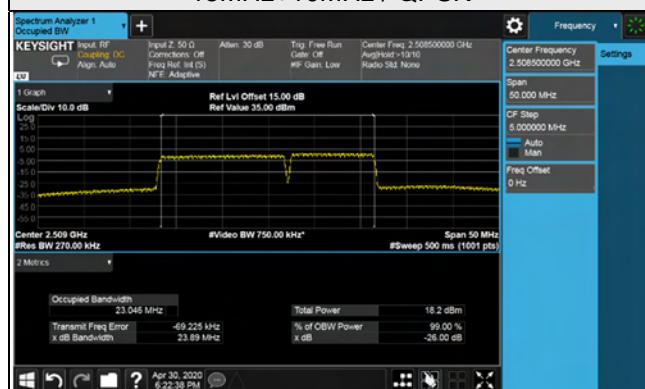
LTE Band 41 (CA 41C), Channel Bandwidth 15MHz+10MHz

Channel	Frequency (MHz)	99% Occupied Bandwidth (MHz)	26dB Bandwidth (MHz)
		QPSK_Full RB	QPSK_Full RB
39725+39845	2503.5+2515.5	23.046	23.89
40571+40691	2588.1+2600.1	23.034	23.89
41417+41537	2672.7+2684.7	23.041	23.88

99% Occupied Bandwidth

Spectrum Plot of Worst Value

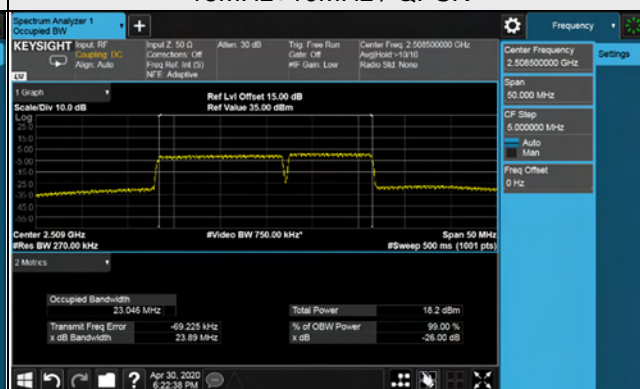
15MHz+10MHz / QPSK



26dB Bandwidth

Spectrum Plot of Worst Value

15MHz+10MHz / QPSK



LTE Band 41 (CA 41C), Channel Bandwidth 15MHz+15MHz

Channel	Frequency (MHz)	99% Occupied Bandwidth (MHz)	26dB Bandwidth (MHz)
		QPSK_Full RB	QPSK_Full RB
39725+39875	2503.5+2518.5	28.302	29.25
40545+40695	2685.5+2600.5	28.226	29.21
41365+41515	2667.5+2682.5	28.214	29.21

99% Occupied Bandwidth

Spectrum Plot of Worst Value

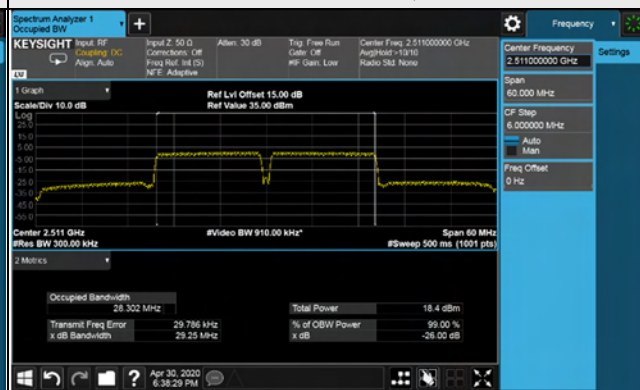
15MHz+15MHz / QPSK



26dB Bandwidth

Spectrum Plot of Worst Value

15MHz+15MHz / QPSK





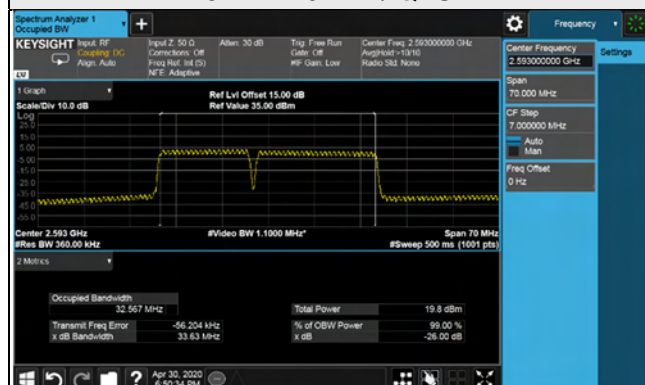
LTE Band 41 (CA 41C), Channel Bandwidth 15MHz+20MHz

Channel	Frequency (MHz)	99% Occupied Bandwidth (MHz)	26dB Bandwidth (MHz)
		QPSK_Full RB	QPSK_Full RB
39728+39899	2503.8+2520.9	32.532	33.70
40523+40694	2583.3+2600.4	32.567	33.63
41319+41490	2662.9+2680.0	32.494	33.64

99% Occupied Bandwidth

Spectrum Plot of Worst Value

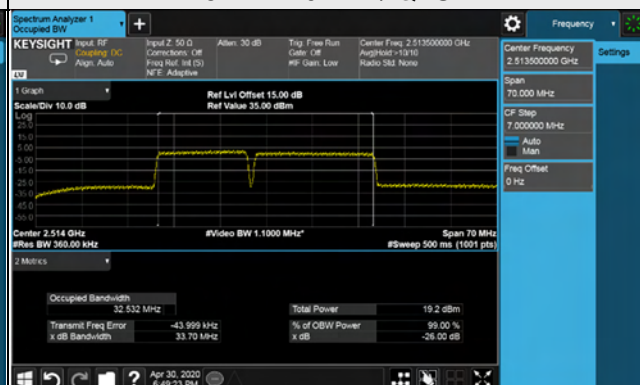
15MHz+20MHz / QPSK



26dB Bandwidth

Spectrum Plot of Worst Value

15MHz+20MHz / QPSK



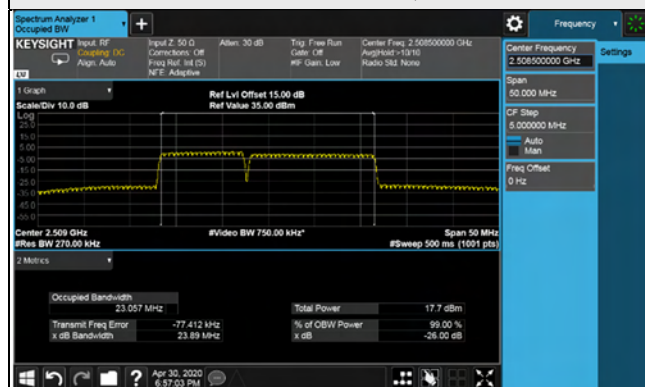
LTE Band 41 (CA 41C), Channel Bandwidth 10MHz+15MHz

Channel	Frequency (MHz)	99% Occupied Bandwidth (MHz)	26dB Bandwidth (MHz)
		QPSK_Full RB	QPSK_Full RB
39703+39823	2501.3+2513.3	23.057	23.89
40549+40669	2585.9+2597.9	23.026	23.85
41395+41515	2670.5+2682.5	22.980	23.83

99% Occupied Bandwidth

Spectrum Plot of Worst Value

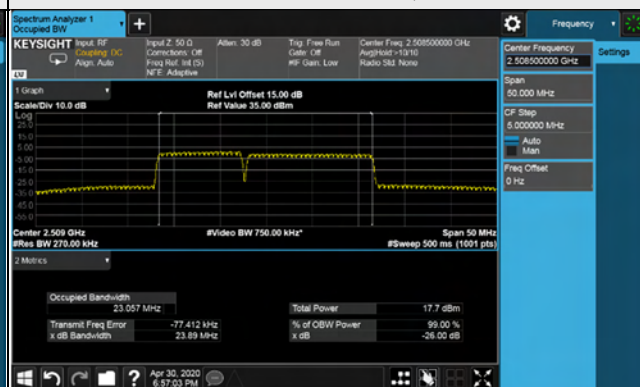
10MHz+15MHz / QPSK



26dB Bandwidth

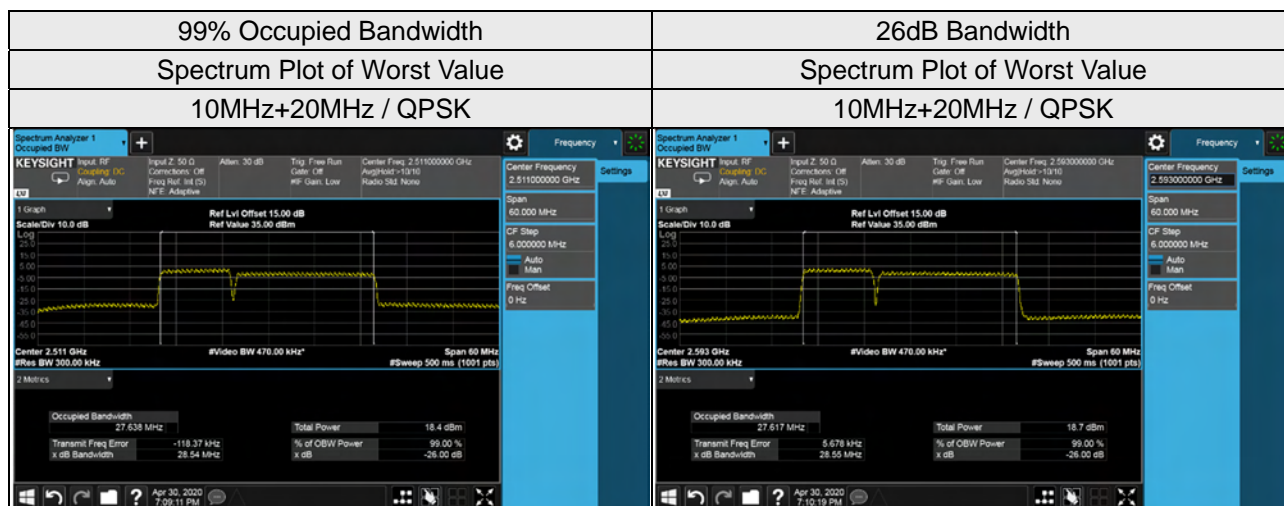
Spectrum Plot of Worst Value

10MHz+15MHz / QPSK



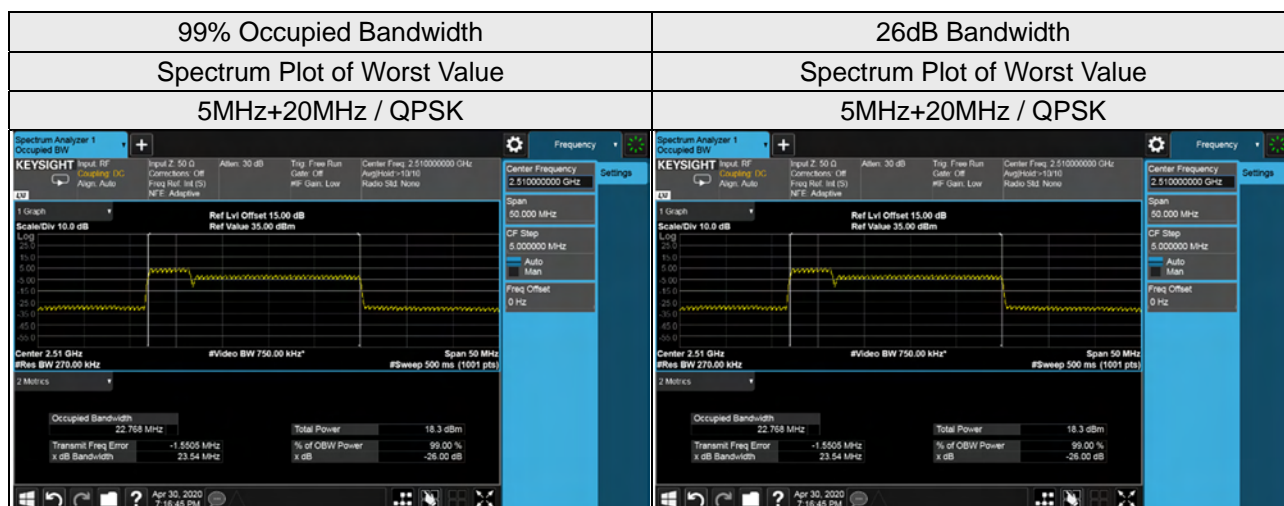
LTE Band 41 (CA 41C), Channel Bandwidth 10MHz+20MHz

Channel	Frequency (MHz)	99% Occupied Bandwidth (MHz)	26dB Bandwidth (MHz)
		QPSK_Full RB	QPSK_Full RB
39705+39849	2501.5+2515.9	27.638	28.54
40526+40670	2583.6+2598.0	27.617	28.55
41346+41490	2665.6+2680.0	27.556	28.54



LTE Band 41 (CA 41C), Channel Bandwidth 5MHz+20MHz

Channel	Frequency (MHz)	99% Occupied Bandwidth (MHz)	26dB Bandwidth (MHz)
		QPSK_Full RB	QPSK_Full RB
39683+39800	2499.3+2511.0	22.768	23.54
40528+40645	2583.8+2595.5	22.728	23.50
41373+41490	2668.3+2680.0	22.720	23.51



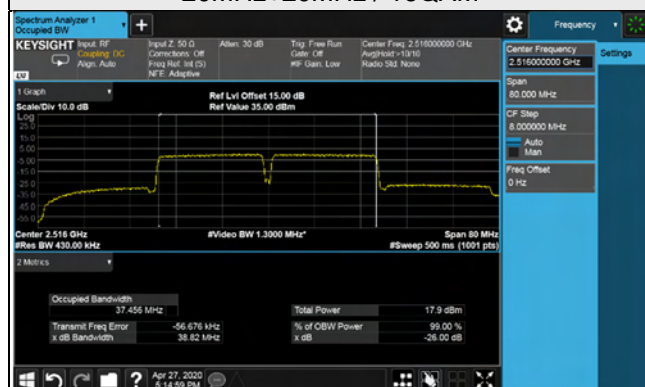
LTE Band 41 (CA 41C), Channel Bandwidth 20MHz+20MHz

Channel	Frequency (MHz)	99% Occupied Bandwidth (MHz)	26dB Bandwidth (MHz)
		16QAM_Full RB	16QAM_Full RB
39750+39948	2506.0+2525.8	37.456	38.82
40521+40719	2583.1+2602.9	37.418	38.73
41292+41490	2660.2+2680.0	37.431	38.72

99% Occupied Bandwidth

Spectrum Plot of Worst Value

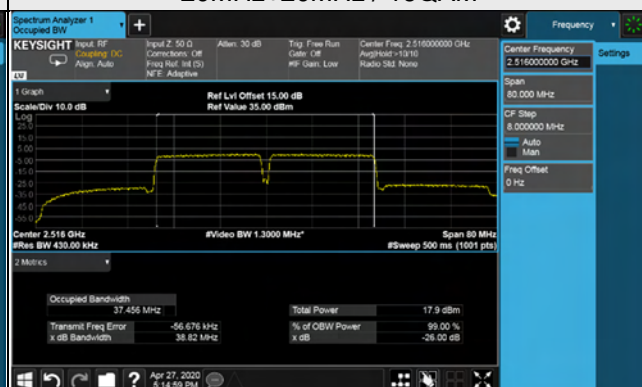
20MHz+20MHz / 16QAM



26dB Bandwidth

Spectrum Plot of Worst Value

20MHz+20MHz / 16QAM



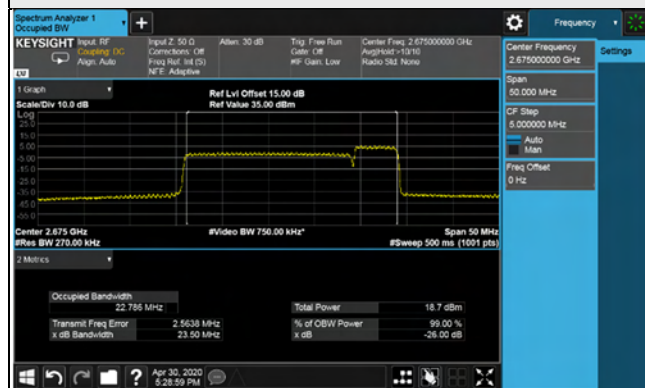
LTE Band 41 (CA 41C), Channel Bandwidth 20MHz+5MHz

Channel	Frequency (MHz)	99% Occupied Bandwidth (MHz)	26dB Bandwidth (MHz)
		16QAM_Full RB	16QAM_Full RB
39750+39867	2506.0+2517.7	22.721	23.55
40595+40712	2590.5+2602.2	22.771	23.50
41440+41557	2675.0+2686.7	22.786	23.50

99% Occupied Bandwidth

Spectrum Plot of Worst Value

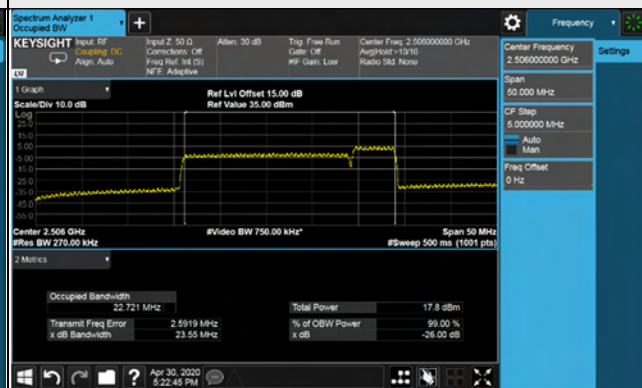
20MHz+5MHz / 16QAM



26dB Bandwidth

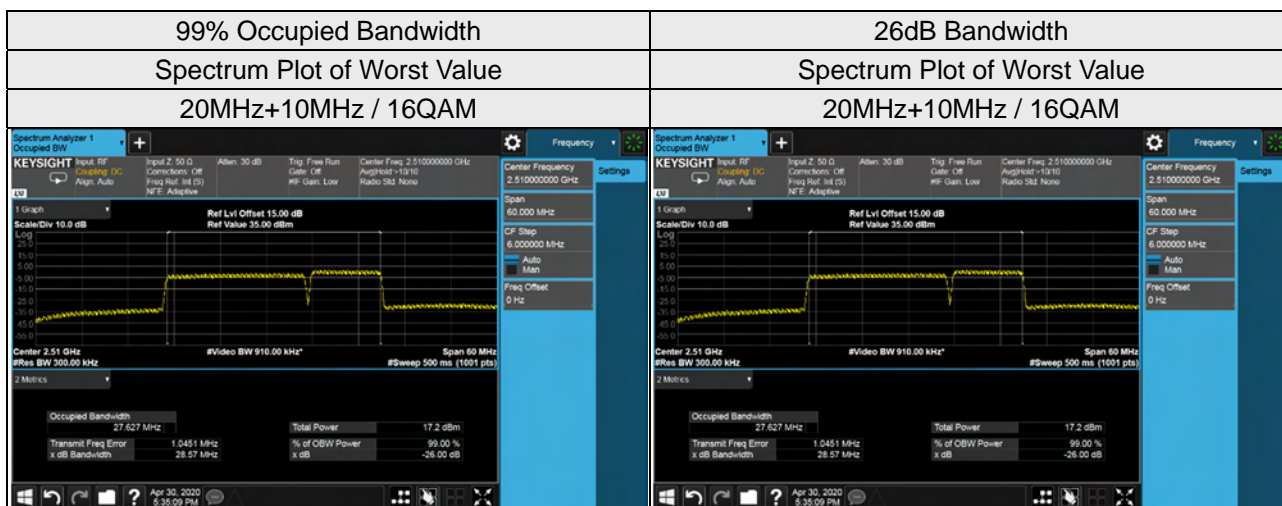
Spectrum Plot of Worst Value

20MHz+5MHz / 16QAM



LTE Band 41 (CA 41C), Channel Bandwidth 20MHz+10MHz

Channel	Frequency (MHz)	99% Occupied Bandwidth (MHz)	26dB Bandwidth (MHz)
		16QAM_Full RB	16QAM_Full RB
39750+39894	2506.0+2520.4	27.627	28.57
40571+40715	2588.1+2602.5	27.620	28.56
41391+41535	2670.1+2684.5	27.607	28.57



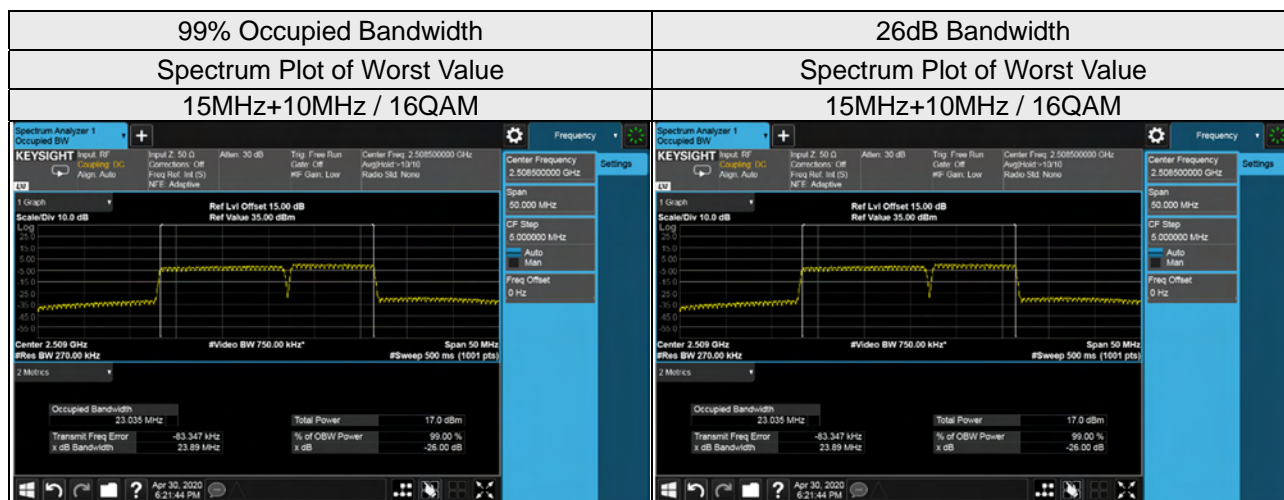
LTE Band 41 (CA 41C), Channel Bandwidth 20MHz+15MHz

Channel	Frequency (MHz)	99% Occupied Bandwidth (MHz)	26dB Bandwidth (MHz)
		16QAM_Full RB	16QAM_Full RB
39750+39921	2506.0+2523.1	32.584	33.68
40546+40717	2585.6+2602.7	32.525	33.60
41341+41512	2665.1+2682.2	32.518	33.66



LTE Band 41 (CA 41C), Channel Bandwidth 15MHz+10MHz

Channel	Frequency (MHz)	99% Occupied Bandwidth (MHz)	26dB Bandwidth (MHz)
		16QAM_Full RB	16QAM_Full RB
39725+39845	2503.5+2515.5	23.035	23.89
40571+40691	2588.1+2600.1	22.994	23.84
41417+41537	2672.7+2684.7	23.004	23.85



LTE Band 41 (CA 41C), Channel Bandwidth 15MHz+15MHz

Channel	Frequency (MHz)	99% Occupied Bandwidth (MHz)	26dB Bandwidth (MHz)
		16QAM_Full RB	16QAM_Full RB
39725+39875	2503.5+2518.5	28.269	29.24
40545+40695	2685.5+2600.5	28.209	29.20
41365+41515	2667.5+2682.5	28.206	29.17

