



Appendix B

E-UTRA BAND 7



CONTENT

1.	EFFECTIVE (ISOTROPIC) RADIATED POWER	3
1.1.	<i>Test Result</i>	3
2.	PEAK-TO-AVERAGE RATIO(CCDF)	10
2.1.	<i>Test Result</i>	10
2.2.	<i>Test Plots</i>	10
3.	MODULATION CHARACTERISTICS	14
3.1.	<i>Test BAND = LTE BAND7</i>	14
3.1.1.	<i>Test Mode = LTE /TM1 20MHz</i>	14
3.1.1.1.	<i>Test Channel = MCH</i>	14
3.1.2.	<i>Test Mode = LTE /TM2 20MHz</i>	15
3.1.2.1.	<i>Test Channel = MCH</i>	15
3.1.1.	<i>Test Mode = LTE /TM3 20MHz</i>	16
3.1.1.1.	<i>Test Channel = MCH</i>	16
4.	26dB BANDWIDTH AND OCCUPIED BANDWIDTH.....	17
4.1.	<i>Test Result</i>	17
4.2.	<i>Test Plots</i>	18
5.	BAND EDGE COMPLIANCE	31
5.1.	<i>Test Plots</i>	31
6.	SPURIOUS EMISSION AT ANTENNA TERMINAL	48
6.1.	<i>Test Plots</i>	48
7.	FIELD STRENGTH OF SPURIOUS RADIATION	55
7.1.	<i>Test BAND = LTE BAND 7</i>	55
7.1.1.	<i>Test Mode =LTE/TM1 20MHz</i>	55
7.1.1.1.	<i>Test Channel = LCH</i>	55
7.1.1.2.	<i>Test Channel = MCH</i>	55
7.1.1.3.	<i>Test Channel = HCH</i>	56
8.	FREQUENCY STABILITY	57
8.1.	<i>Frequency Vs Voltage</i>	57
8.2.	<i>Frequency Vs Temperature</i>	58



1. Effective (Isotropic) Radiated Power

1.1. Test Result

BAND	Bandwidth	Modulation	Channel	RB Configuration	Result (dBm)	EIRP (dBm)	Limit (dBm)	Verdict
BAND7	5MHz	QPSK	20775	1RB#0	23.88	27.88	33.00	PASS
BAND7	5MHz	QPSK	20775	1RB#12	23.79	27.79	33.00	PASS
BAND7	5MHz	QPSK	20775	1RB#24	23.86	27.86	33.00	PASS
BAND7	5MHz	QPSK	20775	12RB#0	22.91	26.91	33.00	PASS
BAND7	5MHz	QPSK	20775	12RB#13	22.97	26.97	33.00	PASS
BAND7	5MHz	QPSK	20775	12RB#6	22.95	26.95	33.00	PASS
BAND7	5MHz	QPSK	20775	25RB#0	22.99	26.99	33.00	PASS
BAND7	5MHz	QPSK	21100	1RB#0	23.61	27.61	33.00	PASS
BAND7	5MHz	QPSK	21100	1RB#12	23.54	27.54	33.00	PASS
BAND7	5MHz	QPSK	21100	1RB#24	23.50	27.50	33.00	PASS
BAND7	5MHz	QPSK	21100	12RB#0	22.50	26.50	33.00	PASS
BAND7	5MHz	QPSK	21100	12RB#13	22.36	26.36	33.00	PASS
BAND7	5MHz	QPSK	21100	12RB#6	22.43	26.43	33.00	PASS
BAND7	5MHz	QPSK	21100	25RB#0	22.44	26.44	33.00	PASS
BAND7	5MHz	QPSK	21425	1RB#0	23.28	27.28	33.00	PASS
BAND7	5MHz	QPSK	21425	1RB#12	23.22	27.22	33.00	PASS
BAND7	5MHz	QPSK	21425	1RB#24	23.18	27.18	33.00	PASS
BAND7	5MHz	QPSK	21425	12RB#0	22.18	26.18	33.00	PASS
BAND7	5MHz	QPSK	21425	12RB#13	22.09	26.09	33.00	PASS
BAND7	5MHz	QPSK	21425	12RB#6	22.15	26.15	33.00	PASS
BAND7	5MHz	QPSK	21425	25RB#0	22.18	26.18	33.00	PASS
BAND7	5MHz	16QAM	20775	1RB#0	22.97	26.97	33.00	PASS
BAND7	5MHz	16QAM	20775	1RB#12	22.98	26.98	33.00	PASS
BAND7	5MHz	16QAM	20775	1RB#24	22.89	26.89	33.00	PASS
BAND7	5MHz	16QAM	20775	12RB#0	21.91	25.91	33.00	PASS
BAND7	5MHz	16QAM	20775	12RB#13	21.88	25.88	33.00	PASS
BAND7	5MHz	16QAM	20775	12RB#6	21.88	25.88	33.00	PASS
BAND7	5MHz	16QAM	20775	25RB#0	21.90	25.90	33.00	PASS
BAND7	5MHz	16QAM	21100	1RB#0	22.95	26.95	33.00	PASS
BAND7	5MHz	16QAM	21100	1RB#12	22.81	26.81	33.00	PASS
BAND7	5MHz	16QAM	21100	1RB#24	22.91	26.91	33.00	PASS
BAND7	5MHz	16QAM	21100	12RB#0	21.84	25.84	33.00	PASS
BAND7	5MHz	16QAM	21100	12RB#13	21.91	25.91	33.00	PASS
BAND7	5MHz	16QAM	21100	12RB#6	21.94	25.94	33.00	PASS



SGS-CSTC Standards Technical Services Co., Ltd.
Shenzhen Branch

Report No.: SZEM180500437001

Page: 4 of 59

BAND7	5MHz	16QAM	21100	25RB#0	21.82	25.82	33.00	PASS
BAND7	5MHz	16QAM	21425	1RB#0	22.87	26.87	33.00	PASS
BAND7	5MHz	16QAM	21425	1RB#12	22.94	26.94	33.00	PASS
BAND7	5MHz	16QAM	21425	1RB#24	22.82	26.82	33.00	PASS
BAND7	5MHz	16QAM	21425	12RB#0	21.92	25.92	33.00	PASS
BAND7	5MHz	16QAM	21425	12RB#13	21.92	25.92	33.00	PASS
BAND7	5MHz	16QAM	21425	12RB#6	21.91	25.91	33.00	PASS
BAND7	5MHz	16QAM	21425	25RB#0	21.91	25.91	33.00	PASS
BAND7	5MHz	64QAM	20775	1RB#0	21.83	25.83	33.00	PASS
BAND7	5MHz	64QAM	20775	1RB#12	21.96	25.96	33.00	PASS
BAND7	5MHz	64QAM	20775	1RB#24	21.95	25.95	33.00	PASS
BAND7	5MHz	64QAM	20775	12RB#0	20.92	24.92	33.00	PASS
BAND7	5MHz	64QAM	20775	12RB#13	20.91	24.91	33.00	PASS
BAND7	5MHz	64QAM	20775	12RB#6	20.99	24.99	33.00	PASS
BAND7	5MHz	64QAM	20775	25RB#0	20.85	24.85	33.00	PASS
BAND7	5MHz	64QAM	21100	1RB#0	21.85	25.85	33.00	PASS
BAND7	5MHz	64QAM	21100	1RB#12	21.94	25.94	33.00	PASS
BAND7	5MHz	64QAM	21100	1RB#24	21.81	25.81	33.00	PASS
BAND7	5MHz	64QAM	21100	12RB#0	20.96	24.96	33.00	PASS
BAND7	5MHz	64QAM	21100	12RB#13	20.83	24.83	33.00	PASS
BAND7	5MHz	64QAM	21100	12RB#6	20.93	24.93	33.00	PASS
BAND7	5MHz	64QAM	21100	25RB#0	20.89	24.89	33.00	PASS
BAND7	5MHz	64QAM	21425	1RB#0	21.91	25.91	33.00	PASS
BAND7	5MHz	64QAM	21425	1RB#12	21.94	25.94	33.00	PASS
BAND7	5MHz	64QAM	21425	1RB#24	21.97	25.97	33.00	PASS
BAND7	5MHz	64QAM	21425	12RB#0	20.91	24.91	33.00	PASS
BAND7	5MHz	64QAM	21425	12RB#13	20.96	24.96	33.00	PASS
BAND7	5MHz	64QAM	21425	12RB#6	20.90	24.90	33.00	PASS
BAND7	5MHz	64QAM	21425	25RB#0	20.95	24.95	33.00	PASS
BAND7	10MHz	QPSK	20800	1RB#0	23.87	27.87	33.00	PASS
BAND7	10MHz	QPSK	20800	1RB#24	23.56	27.56	33.00	PASS
BAND7	10MHz	QPSK	20800	1RB#49	23.84	27.84	33.00	PASS
BAND7	10MHz	QPSK	20800	25RB#0	22.88	26.88	33.00	PASS
BAND7	10MHz	QPSK	20800	25RB#12	22.85	26.85	33.00	PASS
BAND7	10MHz	QPSK	20800	25RB#25	22.79	26.79	33.00	PASS
BAND7	10MHz	QPSK	20800	50RB#0	22.56	26.56	33.00	PASS
BAND7	10MHz	QPSK	21100	1RB#0	23.65	27.65	33.00	PASS
BAND7	10MHz	QPSK	21100	1RB#24	23.57	27.57	33.00	PASS
BAND7	10MHz	QPSK	21100	1RB#49	23.43	27.43	33.00	PASS
BAND7	10MHz	QPSK	21100	25RB#0	22.64	26.64	33.00	PASS
BAND7	10MHz	QPSK	21100	25RB#12	22.57	26.57	33.00	PASS

This document is issued by the Company subject to its General Conditions of Service printed overleaf, available on request or accessible at <http://www.sgs.com/en/Terms-and-Conditions.aspx> and, for electronic format documents, subject to Terms and Conditions for Electronic Documents at <http://www.sgs.com/en/Terms-and-Conditions/Terms-e-Documents.aspx>. Attention is drawn to the limitation of liability, indemnification and jurisdiction issues defined therein. Any holder of this document is advised that information contained hereon reflects the Company's findings at the time of its intervention only and within the limits of Client's instructions, if any. The Company's sole responsibility is to its Client and this document does not exonerate parties to a transaction from exercising all their rights and obligations under the transaction documents. This document cannot be reproduced except in full, without prior written approval of the Company. Any unauthorized alteration, forgery or falsification of the content or appearance of this document is unlawful and offenders may be prosecuted to the fullest extent of the law. Unless otherwise stated the results shown in this test report refer only to the sample(s) tested and such sample(s) are retained for 30 days only.



SGS-CSTC Standards Technical Services Co., Ltd.
Shenzhen Branch

Report No.: SZEM180500437001

Page: 5 of 59

BAND7	10MHz	QPSK	21100	25RB#25	22.50	26.50	33.00	PASS
BAND7	10MHz	QPSK	21100	50RB#0	22.57	26.57	33.00	PASS
BAND7	10MHz	QPSK	21400	1RB#0	23.38	27.38	33.00	PASS
BAND7	10MHz	QPSK	21400	1RB#24	23.27	27.27	33.00	PASS
BAND7	10MHz	QPSK	21400	1RB#49	23.21	27.21	33.00	PASS
BAND7	10MHz	QPSK	21400	25RB#0	22.37	26.37	33.00	PASS
BAND7	10MHz	QPSK	21400	25RB#12	22.33	26.33	33.00	PASS
BAND7	10MHz	QPSK	21400	25RB#25	22.30	26.30	33.00	PASS
BAND7	10MHz	QPSK	21400	50RB#0	22.34	26.34	33.00	PASS
BAND7	10MHz	16QAM	20800	1RB#0	22.86	26.86	33.00	PASS
BAND7	10MHz	16QAM	20800	1RB#24	22.86	26.86	33.00	PASS
BAND7	10MHz	16QAM	20800	1RB#49	22.97	26.97	33.00	PASS
BAND7	10MHz	16QAM	20800	25RB#0	21.82	25.82	33.00	PASS
BAND7	10MHz	16QAM	20800	25RB#12	21.93	25.93	33.00	PASS
BAND7	10MHz	16QAM	20800	25RB#25	21.86	25.86	33.00	PASS
BAND7	10MHz	16QAM	20800	50RB#0	21.88	25.88	33.00	PASS
BAND7	10MHz	16QAM	21100	1RB#0	22.81	26.81	33.00	PASS
BAND7	10MHz	16QAM	21100	1RB#24	22.83	26.83	33.00	PASS
BAND7	10MHz	16QAM	21100	1RB#49	22.96	26.96	33.00	PASS
BAND7	10MHz	16QAM	21100	25RB#0	21.87	25.87	33.00	PASS
BAND7	10MHz	16QAM	21100	25RB#12	21.81	25.81	33.00	PASS
BAND7	10MHz	16QAM	21100	25RB#25	21.88	25.88	33.00	PASS
BAND7	10MHz	16QAM	21100	50RB#0	21.84	25.84	33.00	PASS
BAND7	10MHz	16QAM	21400	1RB#0	22.84	26.84	33.00	PASS
BAND7	10MHz	16QAM	21400	1RB#24	22.87	26.87	33.00	PASS
BAND7	10MHz	16QAM	21400	1RB#49	22.89	26.89	33.00	PASS
BAND7	10MHz	16QAM	21400	25RB#0	21.99	25.99	33.00	PASS
BAND7	10MHz	16QAM	21400	25RB#12	21.89	25.89	33.00	PASS
BAND7	10MHz	16QAM	21400	25RB#25	21.92	25.92	33.00	PASS
BAND7	10MHz	16QAM	21400	50RB#0	21.92	25.92	33.00	PASS
BAND7	10MHz	64QAM	20800	1RB#0	21.97	25.97	33.00	PASS
BAND7	10MHz	64QAM	20800	1RB#24	21.87	25.87	33.00	PASS
BAND7	10MHz	64QAM	20800	1RB#49	21.88	25.88	33.00	PASS
BAND7	10MHz	64QAM	20800	25RB#0	20.97	24.97	33.00	PASS
BAND7	10MHz	64QAM	20800	25RB#12	20.81	24.81	33.00	PASS
BAND7	10MHz	64QAM	20800	25RB#25	20.96	24.96	33.00	PASS
BAND7	10MHz	64QAM	20800	50RB#0	20.80	24.80	33.00	PASS
BAND7	10MHz	64QAM	21100	1RB#0	21.97	25.97	33.00	PASS
BAND7	10MHz	64QAM	21100	1RB#24	21.98	25.98	33.00	PASS
BAND7	10MHz	64QAM	21100	1RB#49	21.90	25.90	33.00	PASS
BAND7	10MHz	64QAM	21100	25RB#0	20.98	24.98	33.00	PASS

This document is issued by the Company subject to its General Conditions of Service printed overleaf, available on request or accessible at <http://www.sgs.com/en/Terms-and-Conditions.aspx> and, for electronic format documents, subject to Terms and Conditions for Electronic Documents at <http://www.sgs.com/en/Terms-and-Conditions/Terms-e-Documents.aspx>. Attention is drawn to the limitation of liability, indemnification and jurisdiction issues defined therein. Any holder of this document is advised that information contained hereon reflects the Company's findings at the time of its intervention only and within the limits of Client's instructions, if any. The Company's sole responsibility is to its Client and this document does not exonerate parties to a transaction from exercising all their rights and obligations under the transaction documents. This document cannot be reproduced except in full, without prior written approval of the Company. Any unauthorized alteration, forgery or falsification of the content or appearance of this document is unlawful and offenders may be prosecuted to the fullest extent of the law. Unless otherwise stated the results shown in this test report refer only to the sample(s) tested and such sample(s) are retained for 30 days only.



SGS-CSTC Standards Technical Services Co., Ltd.
Shenzhen Branch

Report No.: SZEM180500437001

Page: 6 of 59

BAND7	10MHz	64QAM	21100	25RB#12	20.94	24.94	33.00	PASS
BAND7	10MHz	64QAM	21100	25RB#25	20.90	24.90	33.00	PASS
BAND7	10MHz	64QAM	21100	50RB#0	20.95	24.95	33.00	PASS
BAND7	10MHz	64QAM	21400	1RB#0	21.84	25.84	33.00	PASS
BAND7	10MHz	64QAM	21400	1RB#24	21.97	25.97	33.00	PASS
BAND7	10MHz	64QAM	21400	1RB#49	21.84	25.84	33.00	PASS
BAND7	10MHz	64QAM	21400	25RB#0	20.89	24.89	33.00	PASS
BAND7	10MHz	64QAM	21400	25RB#12	20.86	24.86	33.00	PASS
BAND7	10MHz	64QAM	21400	25RB#25	20.99	24.99	33.00	PASS
BAND7	10MHz	64QAM	21400	50RB#0	20.80	24.80	33.00	PASS
BAND7	15MHz	QPSK	20825	1RB#0	23.86	27.86	33.00	PASS
BAND7	15MHz	QPSK	20825	1RB#38	23.90	27.90	33.00	PASS
BAND7	15MHz	QPSK	20825	1RB#74	23.75	27.75	33.00	PASS
BAND7	15MHz	QPSK	20825	36RB#0	22.89	26.89	33.00	PASS
BAND7	15MHz	QPSK	20825	36RB#18	22.85	26.85	33.00	PASS
BAND7	15MHz	QPSK	20825	36RB#39	22.93	26.93	33.00	PASS
BAND7	15MHz	QPSK	20825	75RB#0	22.91	26.91	33.00	PASS
BAND7	15MHz	QPSK	21100	1RB#0	23.61	27.61	33.00	PASS
BAND7	15MHz	QPSK	21100	1RB#38	23.53	27.53	33.00	PASS
BAND7	15MHz	QPSK	21100	1RB#74	23.40	27.40	33.00	PASS
BAND7	15MHz	QPSK	21100	36RB#0	22.65	26.65	33.00	PASS
BAND7	15MHz	QPSK	21100	36RB#18	22.58	26.58	33.00	PASS
BAND7	15MHz	QPSK	21100	36RB#39	22.39	26.39	33.00	PASS
BAND7	15MHz	QPSK	21100	75RB#0	22.57	26.57	33.00	PASS
BAND7	15MHz	QPSK	21375	1RB#0	23.47	27.47	33.00	PASS
BAND7	15MHz	QPSK	21375	1RB#38	23.28	27.28	33.00	PASS
BAND7	15MHz	QPSK	21375	1RB#74	23.15	27.15	33.00	PASS
BAND7	15MHz	QPSK	21375	36RB#0	22.40	26.40	33.00	PASS
BAND7	15MHz	QPSK	21375	36RB#18	22.36	26.36	33.00	PASS
BAND7	15MHz	QPSK	21375	36RB#39	22.30	26.30	33.00	PASS
BAND7	15MHz	QPSK	21375	75RB#0	22.36	26.36	33.00	PASS
BAND7	15MHz	16QAM	20825	1RB#0	22.99	26.99	33.00	PASS
BAND7	15MHz	16QAM	20825	1RB#38	22.91	26.91	33.00	PASS
BAND7	15MHz	16QAM	20825	1RB#74	22.88	26.88	33.00	PASS
BAND7	15MHz	16QAM	20825	36RB#0	21.96	25.96	33.00	PASS
BAND7	15MHz	16QAM	20825	36RB#18	21.85	25.85	33.00	PASS
BAND7	15MHz	16QAM	20825	36RB#39	21.83	25.83	33.00	PASS
BAND7	15MHz	16QAM	20825	75RB#0	21.93	25.93	33.00	PASS
BAND7	15MHz	16QAM	21100	1RB#0	22.80	26.80	33.00	PASS
BAND7	15MHz	16QAM	21100	1RB#38	22.93	26.93	33.00	PASS
BAND7	15MHz	16QAM	21100	1RB#74	22.99	26.99	33.00	PASS

This document is issued by the Company subject to its General Conditions of Service printed overleaf, available on request or accessible at <http://www.sgs.com/en/Terms-and-Conditions.aspx> and, for electronic format documents, subject to Terms and Conditions for Electronic Documents at <http://www.sgs.com/en/Terms-and-Conditions/Terms-e-Documents.aspx>. Attention is drawn to the limitation of liability, indemnification and jurisdiction issues defined therein. Any holder of this document is advised that information contained hereon reflects the Company's findings at the time of its intervention only and within the limits of Client's instructions, if any. The Company's sole responsibility is to its Client and this document does not exonerate parties to a transaction from exercising all their rights and obligations under the transaction documents. This document cannot be reproduced except in full, without prior written approval of the Company. Any unauthorized alteration, forgery or falsification of the content or appearance of this document is unlawful and offenders may be prosecuted to the fullest extent of the law. Unless otherwise stated the results shown in this test report refer only to the sample(s) tested and such sample(s) are retained for 30 days only.



SGS-CSTC Standards Technical Services Co., Ltd.
Shenzhen Branch

Report No.: SZEM180500437001

Page: 7 of 59

BAND7	15MHz	16QAM	21100	36RB#0	21.99	25.99	33.00	PASS
BAND7	15MHz	16QAM	21100	36RB#18	21.83	25.83	33.00	PASS
BAND7	15MHz	16QAM	21100	36RB#39	21.89	25.89	33.00	PASS
BAND7	15MHz	16QAM	21100	75RB#0	21.88	25.88	33.00	PASS
BAND7	15MHz	16QAM	21375	1RB#0	22.98	26.98	33.00	PASS
BAND7	15MHz	16QAM	21375	1RB#38	22.96	26.96	33.00	PASS
BAND7	15MHz	16QAM	21375	1RB#74	22.84	26.84	33.00	PASS
BAND7	15MHz	16QAM	21375	36RB#0	21.91	25.91	33.00	PASS
BAND7	15MHz	16QAM	21375	36RB#18	21.96	25.96	33.00	PASS
BAND7	15MHz	16QAM	21375	36RB#39	21.92	25.92	33.00	PASS
BAND7	15MHz	16QAM	21375	75RB#0	21.94	25.94	33.00	PASS
BAND7	15MHz	64QAM	20825	1RB#0	21.88	25.88	33.00	PASS
BAND7	15MHz	64QAM	20825	1RB#38	21.91	25.91	33.00	PASS
BAND7	15MHz	64QAM	20825	1RB#74	21.84	25.84	33.00	PASS
BAND7	15MHz	64QAM	20825	36RB#0	20.96	24.96	33.00	PASS
BAND7	15MHz	64QAM	20825	36RB#18	20.92	24.92	33.00	PASS
BAND7	15MHz	64QAM	20825	36RB#39	20.82	24.82	33.00	PASS
BAND7	15MHz	64QAM	20825	75RB#0	20.95	24.95	33.00	PASS
BAND7	15MHz	64QAM	21100	1RB#0	21.94	25.94	33.00	PASS
BAND7	15MHz	64QAM	21100	1RB#38	21.82	25.82	33.00	PASS
BAND7	15MHz	64QAM	21100	1RB#74	21.92	25.92	33.00	PASS
BAND7	15MHz	64QAM	21100	36RB#0	20.89	24.89	33.00	PASS
BAND7	15MHz	64QAM	21100	36RB#18	20.93	24.93	33.00	PASS
BAND7	15MHz	64QAM	21100	36RB#39	20.87	24.87	33.00	PASS
BAND7	15MHz	64QAM	21100	75RB#0	20.80	24.80	33.00	PASS
BAND7	15MHz	64QAM	21375	1RB#0	21.92	25.92	33.00	PASS
BAND7	15MHz	64QAM	21375	1RB#38	21.95	25.95	33.00	PASS
BAND7	15MHz	64QAM	21375	1RB#74	21.89	25.89	33.00	PASS
BAND7	15MHz	64QAM	21375	36RB#0	20.98	24.98	33.00	PASS
BAND7	15MHz	64QAM	21375	36RB#18	20.84	24.84	33.00	PASS
BAND7	15MHz	64QAM	21375	36RB#39	20.99	24.99	33.00	PASS
BAND7	15MHz	64QAM	21375	75RB#0	20.91	24.91	33.00	PASS
BAND7	20MHz	QPSK	20850	1RB#0	23.79	27.79	33.00	PASS
BAND7	20MHz	QPSK	20850	1RB#49	23.81	27.81	33.00	PASS
BAND7	20MHz	QPSK	20850	1RB#99	23.63	27.63	33.00	PASS
BAND7	20MHz	QPSK	20850	50RB#0	22.89	26.89	33.00	PASS
BAND7	20MHz	QPSK	20850	50RB#25	22.96	26.96	33.00	PASS
BAND7	20MHz	QPSK	20850	50RB#50	22.83	26.83	33.00	PASS
BAND7	20MHz	QPSK	20850	100RB#0	22.78	26.78	33.00	PASS
BAND7	20MHz	QPSK	21100	1RB#0	23.64	27.64	33.00	PASS
BAND7	20MHz	QPSK	21100	1RB#49	23.55	27.55	33.00	PASS

This document is issued by the Company subject to its General Conditions of Service printed overleaf, available on request or accessible at <http://www.sgs.com/en/Terms-and-Conditions.aspx> and, for electronic format documents, subject to Terms and Conditions for Electronic Documents at <http://www.sgs.com/en/Terms-and-Conditions/Terms-e-Documents.aspx>. Attention is drawn to the limitation of liability, indemnification and jurisdiction issues defined therein. Any holder of this document is advised that information contained hereon reflects the Company's findings at the time of its intervention only and within the limits of Client's instructions, if any. The Company's sole responsibility is to its Client and this document does not exonerate parties to a transaction from exercising all their rights and obligations under the transaction documents. This document cannot be reproduced except in full, without prior written approval of the Company. Any unauthorized alteration, forgery or falsification of the content or appearance of this document is unlawful and offenders may be prosecuted to the fullest extent of the law. Unless otherwise stated the results shown in this test report refer only to the sample(s) tested and such sample(s) are retained for 30 days only.



SGS-CSTC Standards Technical Services Co., Ltd.
Shenzhen Branch

Report No.: SZEM180500437001

Page: 8 of 59

BAND7	20MHz	QPSK	21100	1RB#99	23.45	27.45	33.00	PASS
BAND7	20MHz	QPSK	21100	50RB#0	22.66	26.66	33.00	PASS
BAND7	20MHz	QPSK	21100	50RB#25	22.56	26.56	33.00	PASS
BAND7	20MHz	QPSK	21100	50RB#50	22.39	26.39	33.00	PASS
BAND7	20MHz	QPSK	21100	100RB#0	22.58	26.58	33.00	PASS
BAND7	20MHz	QPSK	21350	1RB#0	23.51	27.51	33.00	PASS
BAND7	20MHz	QPSK	21350	1RB#49	23.30	27.30	33.00	PASS
BAND7	20MHz	QPSK	21350	1RB#99	23.19	27.19	33.00	PASS
BAND7	20MHz	QPSK	21350	50RB#0	22.47	26.47	33.00	PASS
BAND7	20MHz	QPSK	21350	50RB#25	22.36	26.36	33.00	PASS
BAND7	20MHz	QPSK	21350	50RB#50	22.32	26.32	33.00	PASS
BAND7	20MHz	QPSK	21350	100RB#0	22.40	26.40	33.00	PASS
BAND7	20MHz	16QAM	20850	1RB#0	22.82	26.82	33.00	PASS
BAND7	20MHz	16QAM	20850	1RB#49	22.87	26.87	33.00	PASS
BAND7	20MHz	16QAM	20850	1RB#99	22.89	26.89	33.00	PASS
BAND7	20MHz	16QAM	20850	50RB#0	21.98	25.98	33.00	PASS
BAND7	20MHz	16QAM	20850	50RB#25	21.90	25.90	33.00	PASS
BAND7	20MHz	16QAM	20850	50RB#50	21.94	25.94	33.00	PASS
BAND7	20MHz	16QAM	20850	100RB#0	21.93	25.93	33.00	PASS
BAND7	20MHz	16QAM	21100	1RB#0	22.97	26.97	33.00	PASS
BAND7	20MHz	16QAM	21100	1RB#49	22.93	26.93	33.00	PASS
BAND7	20MHz	16QAM	21100	1RB#99	22.89	26.89	33.00	PASS
BAND7	20MHz	16QAM	21100	50RB#0	21.84	25.84	33.00	PASS
BAND7	20MHz	16QAM	21100	50RB#25	21.84	25.84	33.00	PASS
BAND7	20MHz	16QAM	21100	50RB#50	21.86	25.86	33.00	PASS
BAND7	20MHz	16QAM	21100	100RB#0	21.89	25.89	33.00	PASS
BAND7	20MHz	16QAM	21350	1RB#0	22.99	26.99	33.00	PASS
BAND7	20MHz	16QAM	21350	1RB#49	22.91	26.91	33.00	PASS
BAND7	20MHz	16QAM	21350	1RB#99	22.95	26.95	33.00	PASS
BAND7	20MHz	16QAM	21350	50RB#0	21.93	25.93	33.00	PASS
BAND7	20MHz	16QAM	21350	50RB#25	21.96	25.96	33.00	PASS
BAND7	20MHz	16QAM	21350	50RB#50	21.99	25.99	33.00	PASS
BAND7	20MHz	16QAM	21350	100RB#0	21.87	25.87	33.00	PASS
BAND7	20MHz	64QAM	20850	1RB#0	21.90	25.90	33.00	PASS
BAND7	20MHz	64QAM	20850	1RB#49	21.86	25.86	33.00	PASS
BAND7	20MHz	64QAM	20850	1RB#99	21.81	25.81	33.00	PASS
BAND7	20MHz	64QAM	20850	50RB#0	20.91	24.91	33.00	PASS
BAND7	20MHz	64QAM	20850	50RB#25	20.92	24.92	33.00	PASS
BAND7	20MHz	64QAM	20850	50RB#50	20.88	24.88	33.00	PASS
BAND7	20MHz	64QAM	20850	100RB#0	20.87	24.87	33.00	PASS
BAND7	20MHz	64QAM	21100	1RB#0	21.85	25.85	33.00	PASS

This document is issued by the Company subject to its General Conditions of Service printed overleaf, available on request or accessible at <http://www.sgs.com/en/Terms-and-Conditions.aspx> and, for electronic format documents, subject to Terms and Conditions for Electronic Documents at <http://www.sgs.com/en/Terms-and-Conditions/Terms-e-Documents.aspx>. Attention is drawn to the limitation of liability, indemnification and jurisdiction issues defined therein. Any holder of this document is advised that information contained hereon reflects the Company's findings at the time of its intervention only and within the limits of Client's instructions, if any. The Company's sole responsibility is to its Client and this document does not exonerate parties to a transaction from exercising all their rights and obligations under the transaction documents. This document cannot be reproduced except in full, without prior written approval of the Company. Any unauthorized alteration, forgery or falsification of the content or appearance of this document is unlawful and offenders may be prosecuted to the fullest extent of the law. Unless otherwise stated the results shown in this test report refer only to the sample(s) tested and such sample(s) are retained for 30 days only.



SGS-CSTC Standards Technical Services Co., Ltd.
Shenzhen Branch

Report No.: SZEM180500437001

Page: 9 of 59

BAND7	20MHz	64QAM	21100	1RB#49	21.84	25.84	33.00	PASS
BAND7	20MHz	64QAM	21100	1RB#99	21.95	25.95	33.00	PASS
BAND7	20MHz	64QAM	21100	50RB#0	20.83	24.83	33.00	PASS
BAND7	20MHz	64QAM	21100	50RB#25	20.97	24.97	33.00	PASS
BAND7	20MHz	64QAM	21100	50RB#50	20.89	24.89	33.00	PASS
BAND7	20MHz	64QAM	21100	100RB#0	20.89	24.89	33.00	PASS
BAND7	20MHz	64QAM	21350	1RB#0	21.83	25.83	33.00	PASS
BAND7	20MHz	64QAM	21350	1RB#49	21.94	25.94	33.00	PASS
BAND7	20MHz	64QAM	21350	1RB#99	21.87	25.87	33.00	PASS
BAND7	20MHz	64QAM	21350	50RB#0	20.91	24.91	33.00	PASS
BAND7	20MHz	64QAM	21350	50RB#25	20.93	24.93	33.00	PASS
BAND7	20MHz	64QAM	21350	50RB#50	20.96	24.96	33.00	PASS
BAND7	20MHz	64QAM	21350	100RB#0	20.83	24.83	33.00	PASS

Note:

a: For getting the EIRP (Efficient Isotropic Radiated Power) in substitution method, the following formula should be taken to calculate it,

$$ERP [dBm] = SGP [dBm] - \text{Cable Loss [dB]} + \text{Gain [dBd]}$$

$$EIRP [dBm] = SGP [dBm] - \text{Cable Loss [dB]} + \text{Gain [dBi]}$$

b: SGP=Signal Generator Level

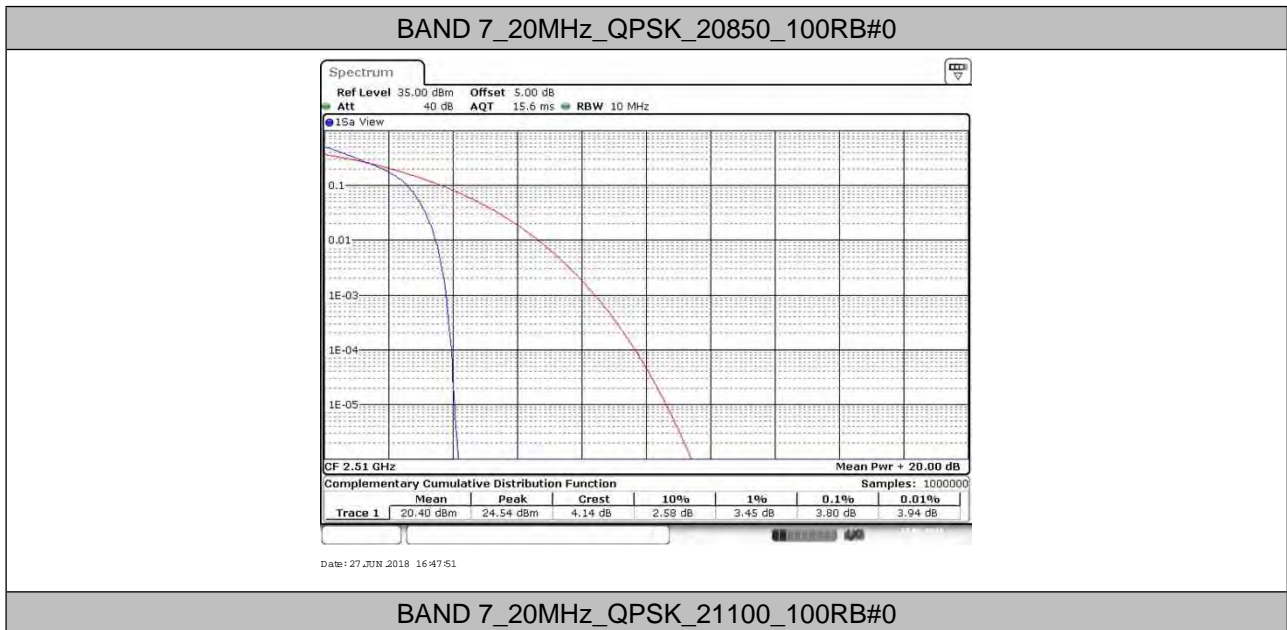


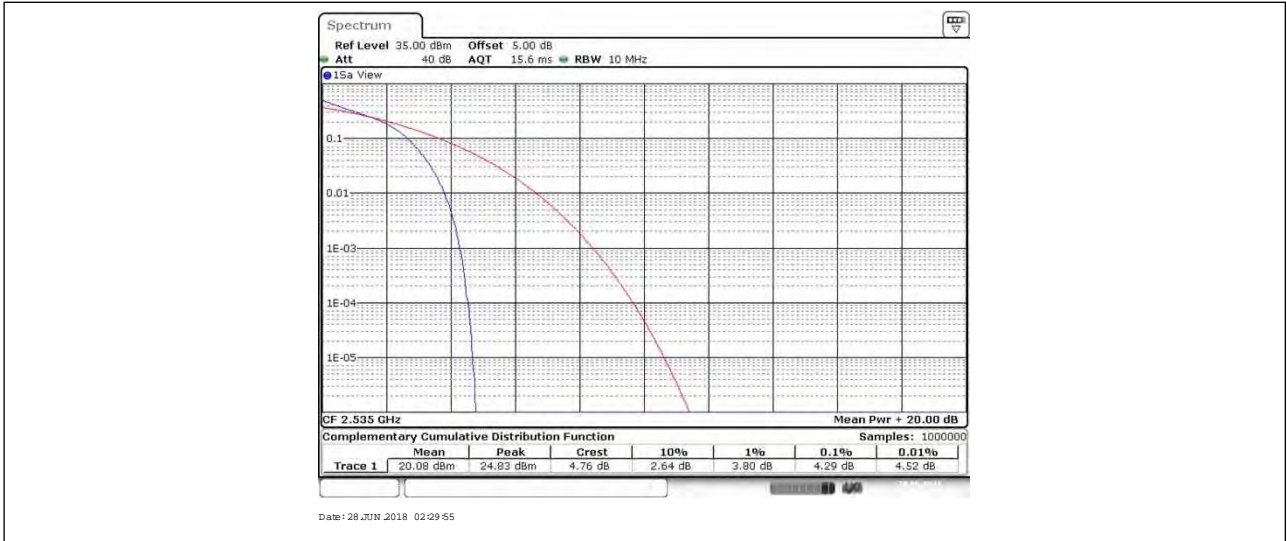
2. Peak-to-Average Ratio(CCDF)

2.1. Test Result

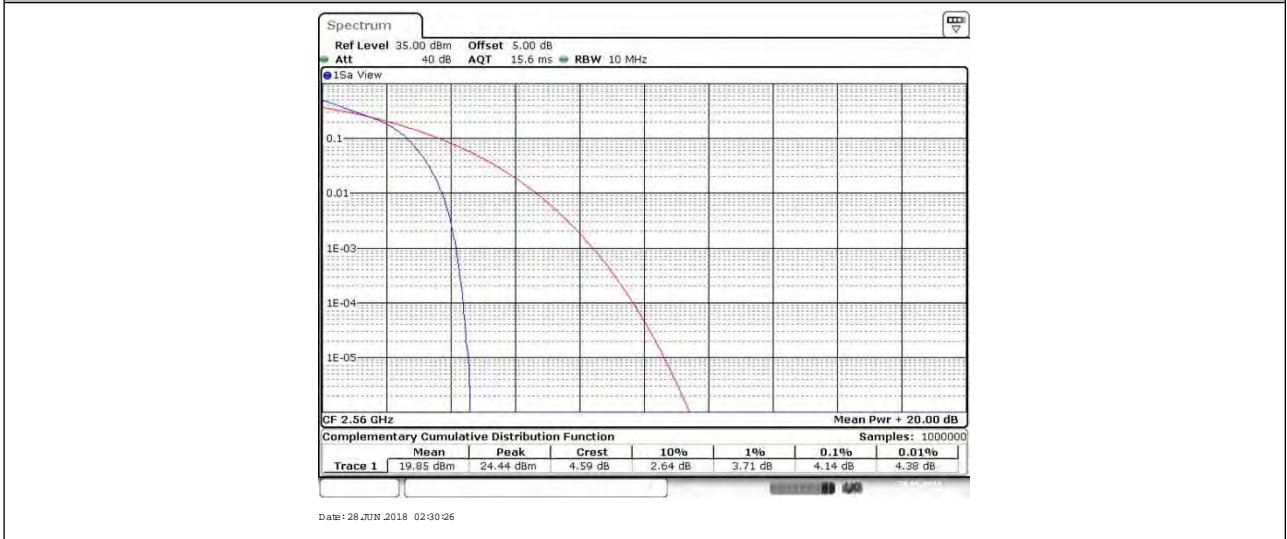
BAND	Bandwidth	Modulation	Channel	RB Configuration	Result(dB)	Limit(dB)	Verdict
BAND 7	20MHz	QPSK	20850	100RB#0	3.80	13	PASS
			21100	100RB#0	4.29	13	PASS
			21350	100RB#0	4.14	13	PASS
		16QAM	20850	100RB#0	5.39	13	PASS
			21100	100RB#0	5.88	13	PASS
			21350	100RB#0	5.77	13	PASS
		64QAM	20850	100RB#0	5.80	13	PASS
			21100	100RB#0	6.23	13	PASS
			21350	100RB#0	6.12	13	PASS

2.2. Test Plots

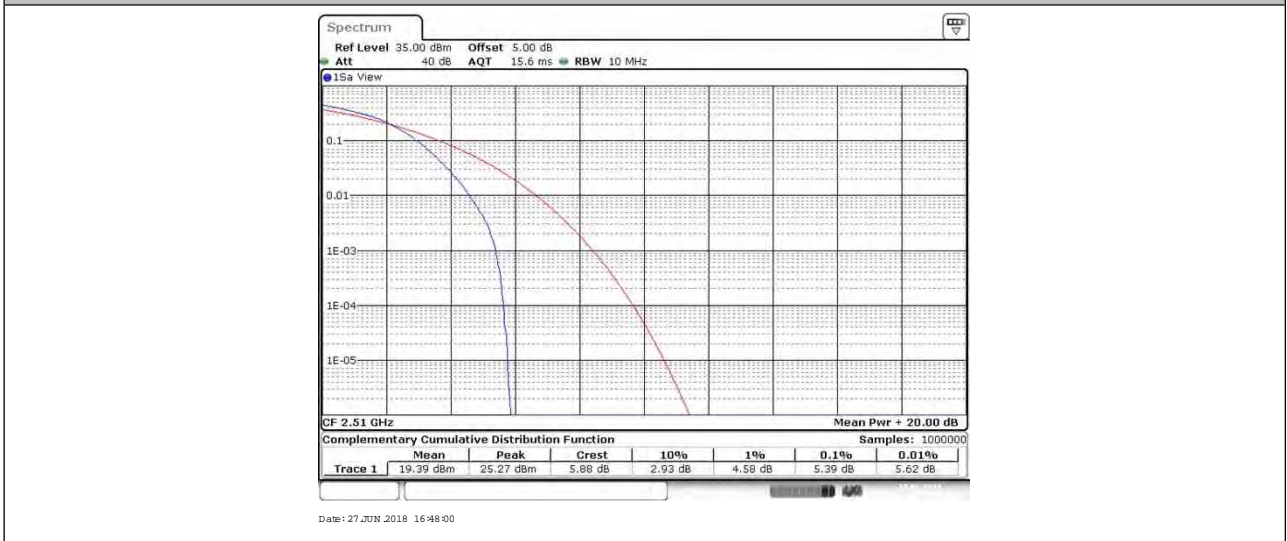




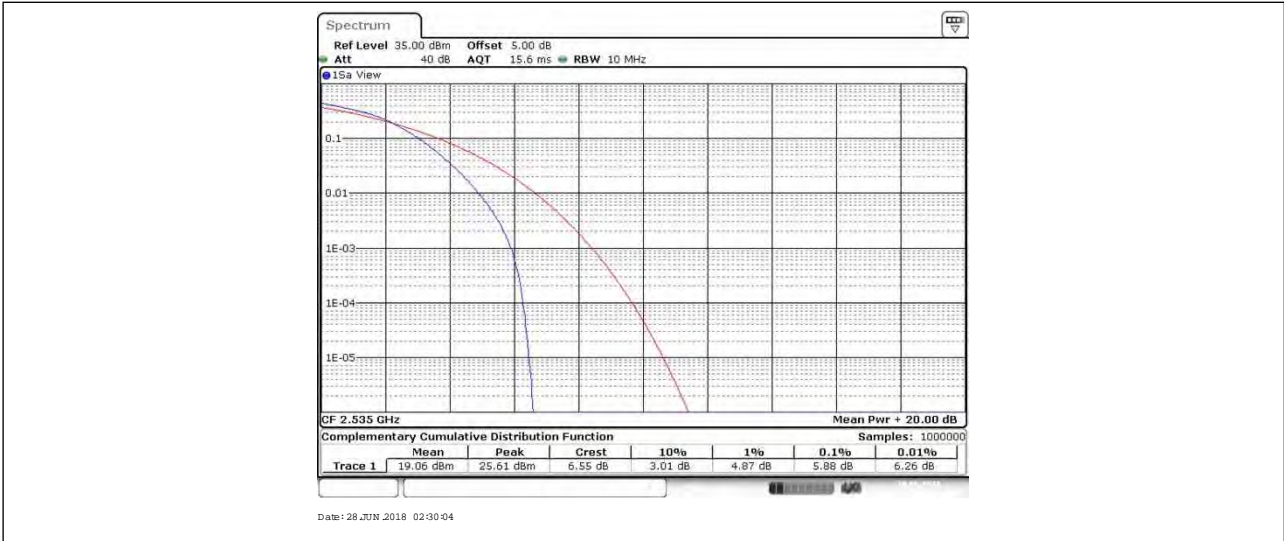
BAND 7_20MHz_QPSK_21350_100RB#0



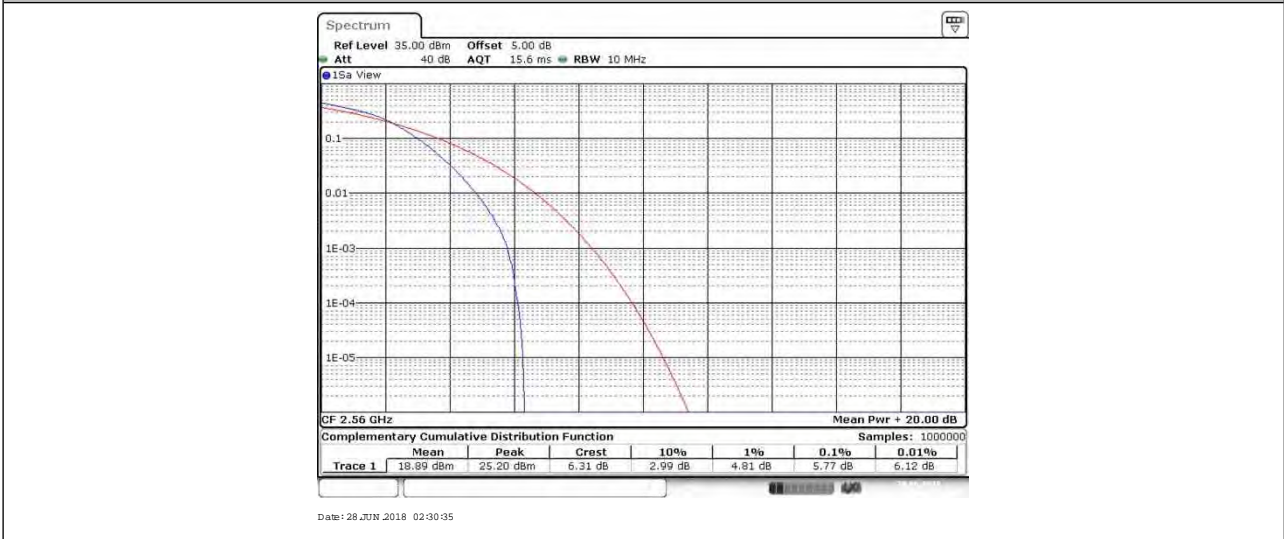
BAND 7_20MHz_16QAM_20850_100RB#0



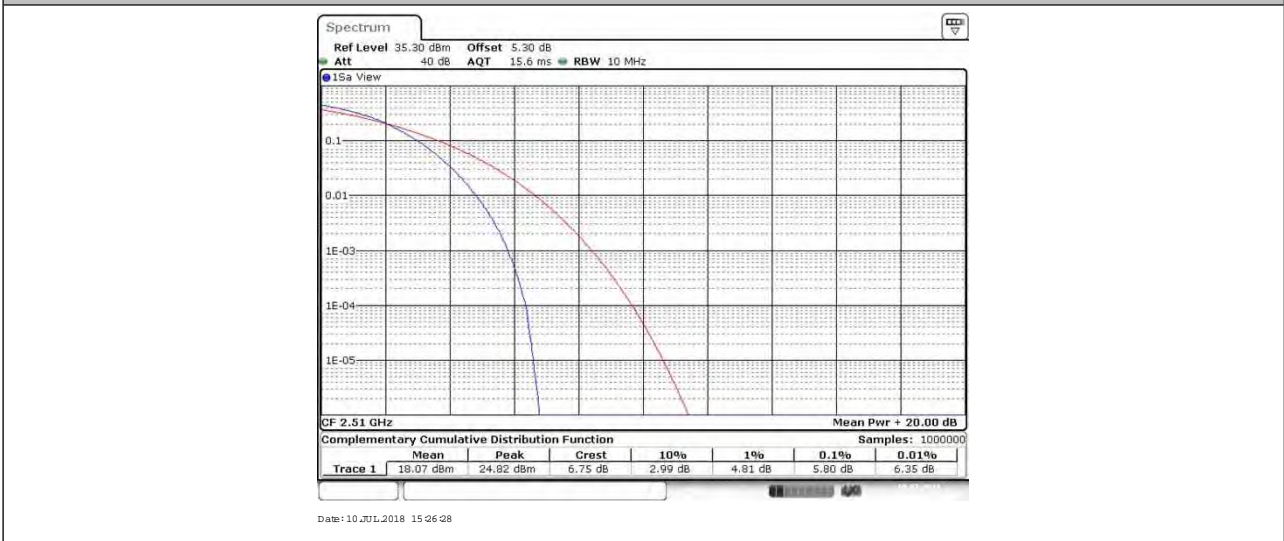
BAND 7_20MHz_16QAM_21100_100RB#0



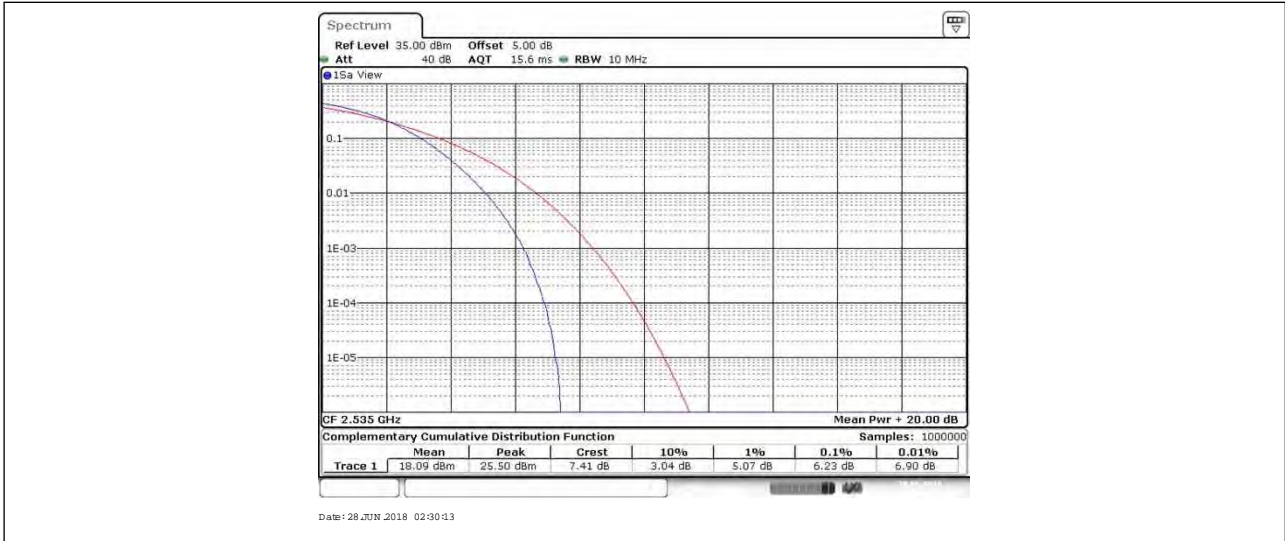
BAND 7_20MHz_16QAM_21350_100RB#0



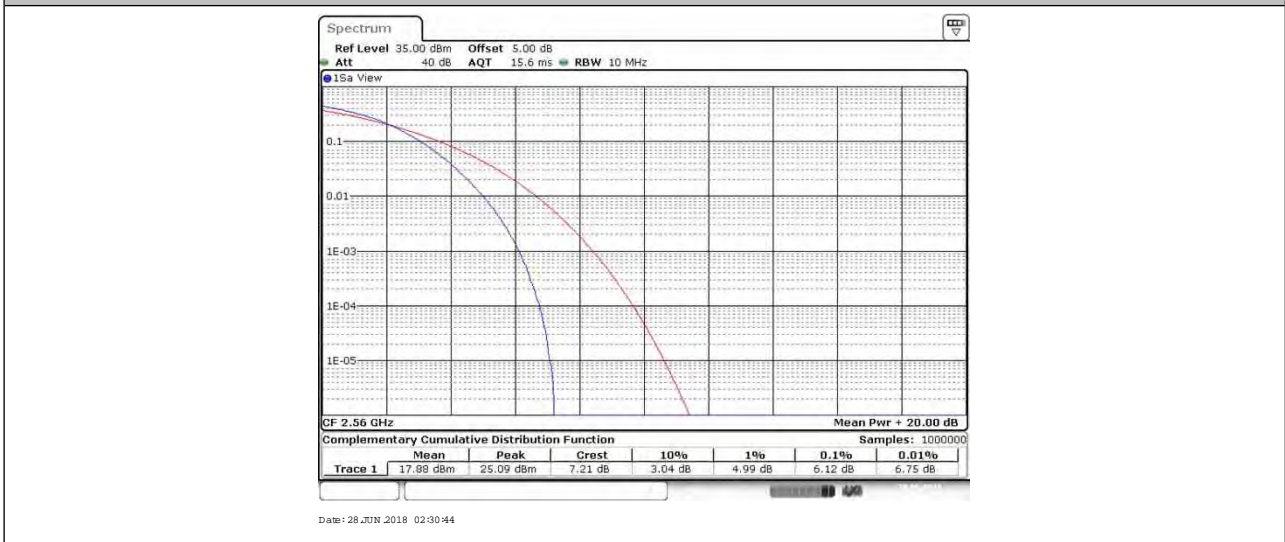
BAND 7_20MHz_64QAM_20850_100RB#0



BAND 7_20MHz_64QAM_21100_100RB#0



BAND 7_20MHz_64QAM_21350_100RB#0

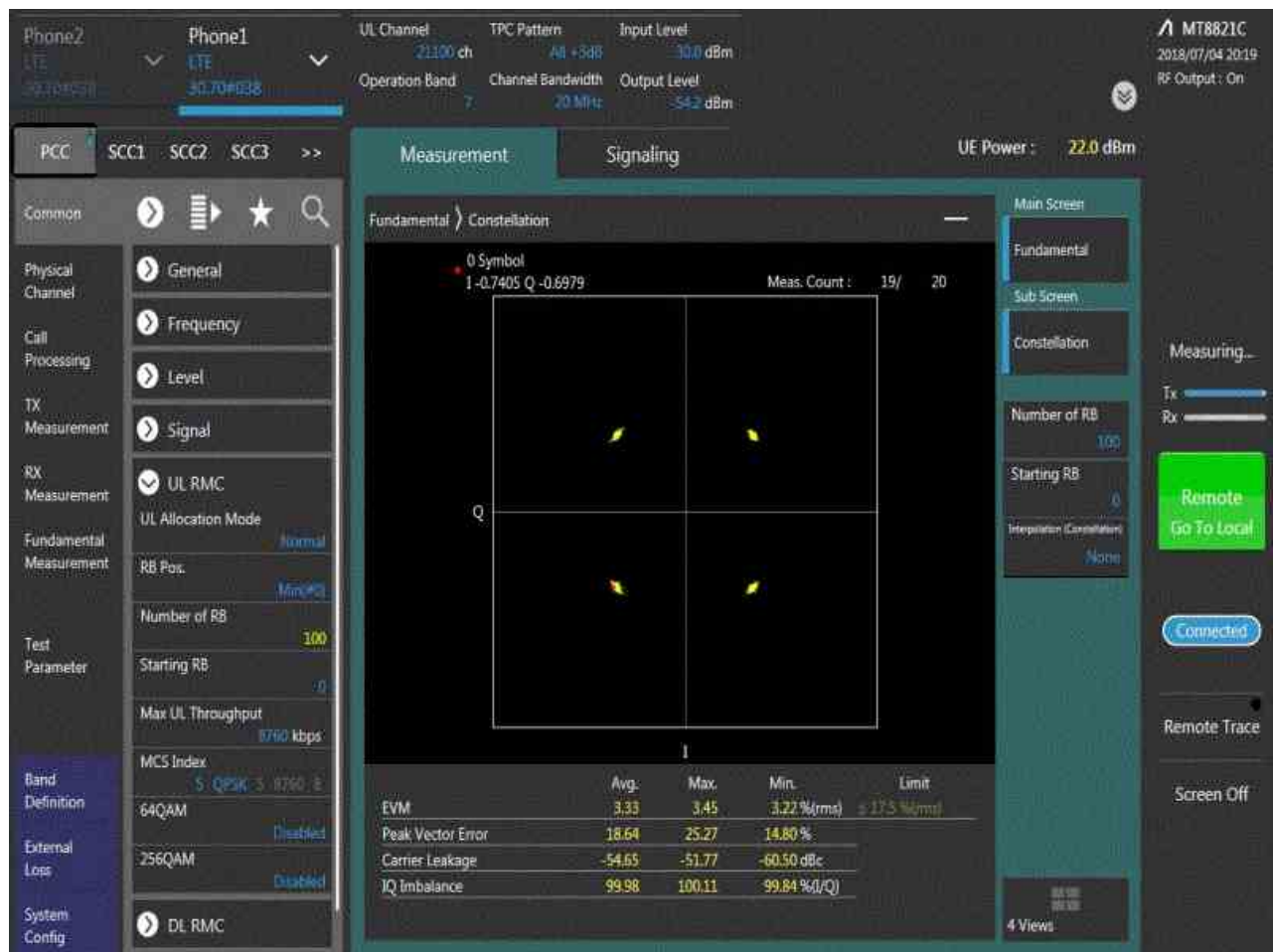


3. Modulation Characteristics

3.1. Test BAND = LTE BAND7

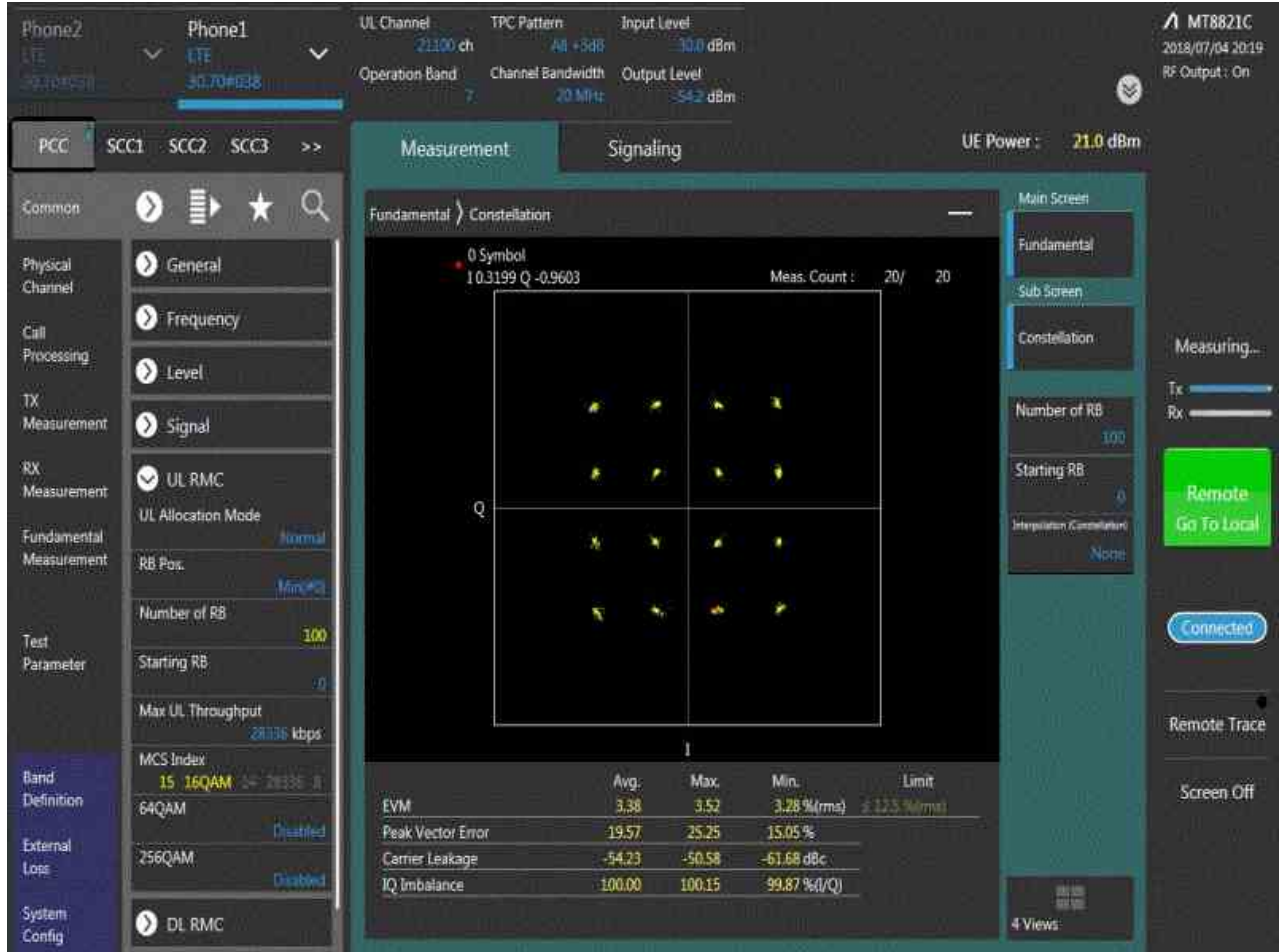
3.1.1. Test Mode = LTE /TM1 20MHZ

3.1.1.1. Test Channel = MCH



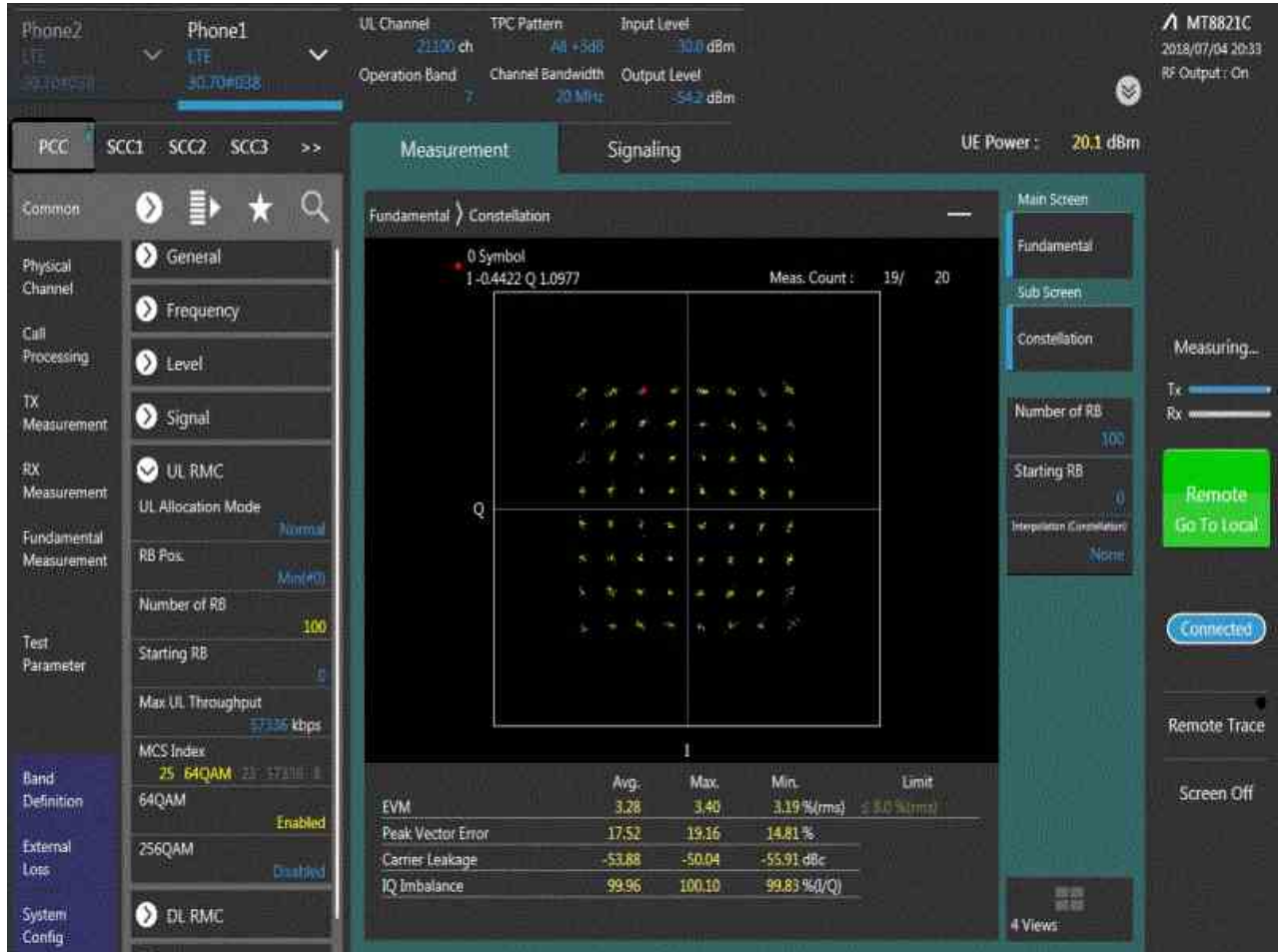
3.1.2. Test Mode = LTE /TM2 20MHz

3.1.2.1. Test Channel = MCH



3.1.1. Test Mode = LTE /TM3 20MHz

3.1.1.1. Test Channel = MCH





4. 26dB Bandwidth and Occupied Bandwidth

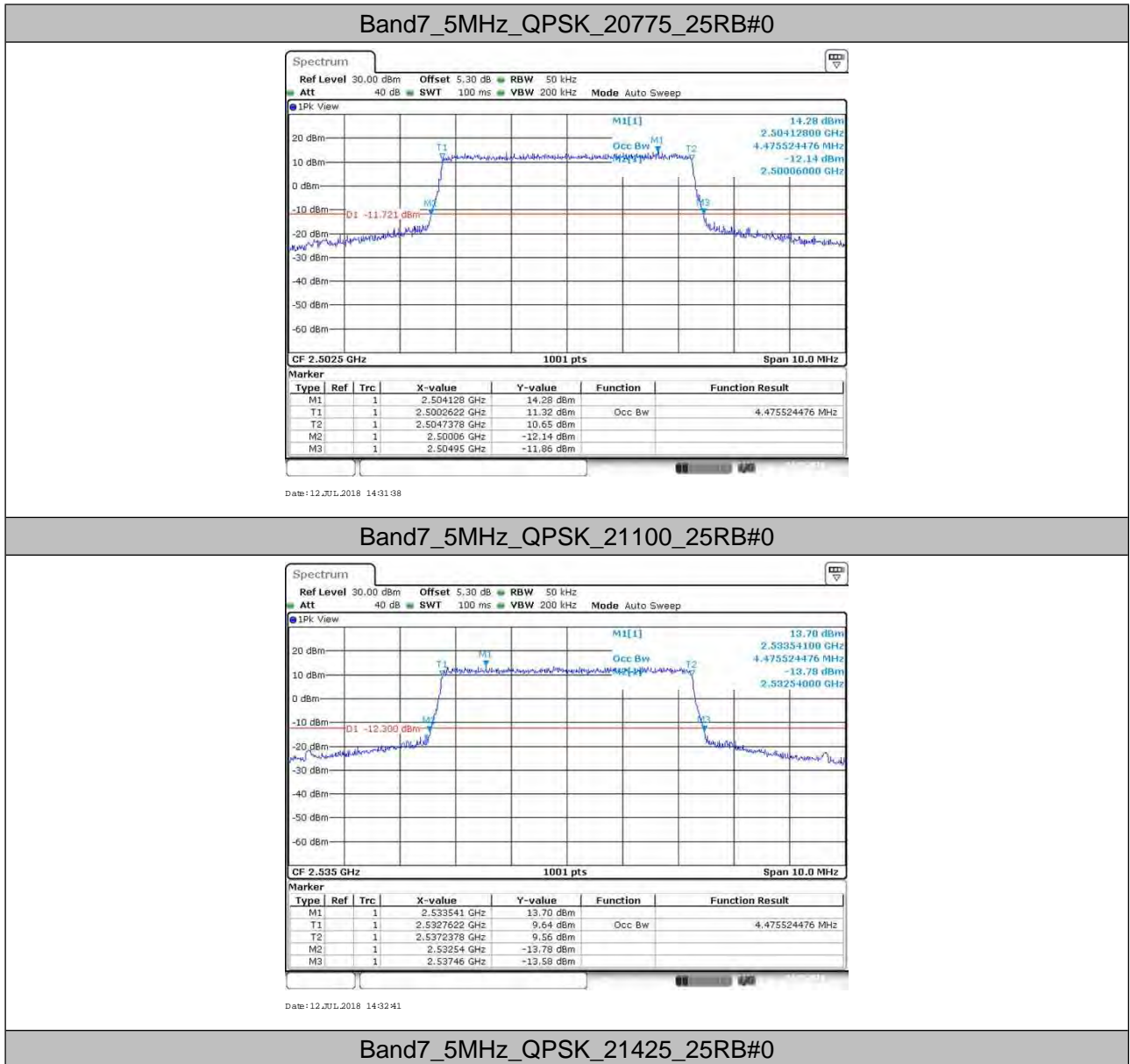
4.1. Test Result

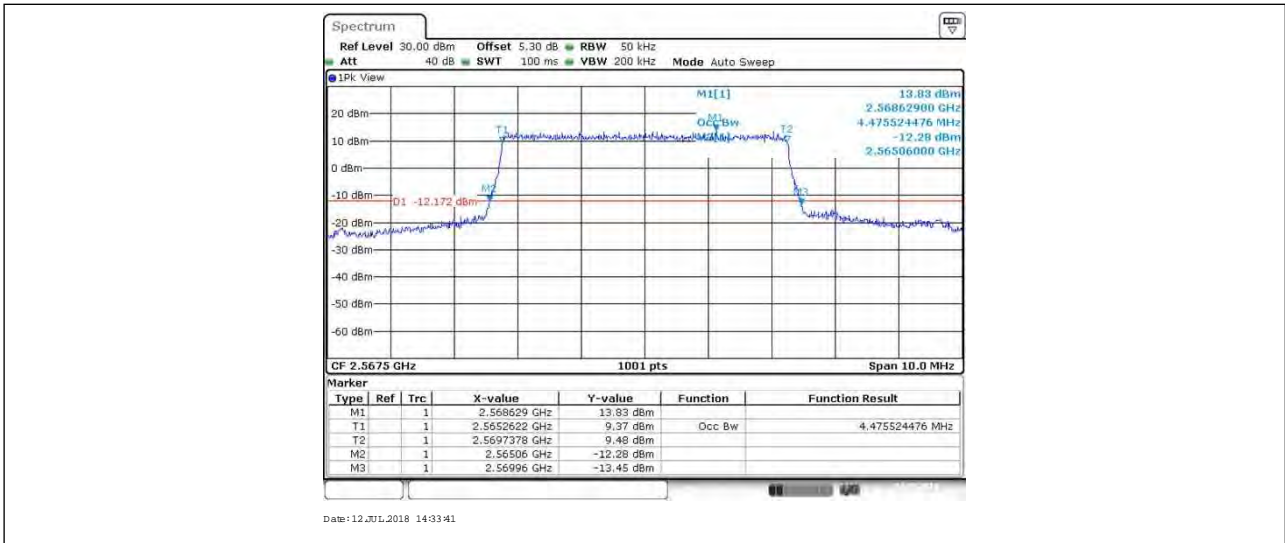
BAND	Bandwidth	Modulation	Channel	RB Configuration	Occupied Bandwidth (MHz)	26dB Bandwidth (MHz)	Verdict
Band7	5MHz	QPSK	20775	25RB#0	4.476	4.890	PASS
			21100	25RB#0	4.476	4.920	PASS
			21425	25RB#0	4.476	4.900	PASS
		64QAM	20775	25RB#0	4.476	4.900	PASS
			21100	25RB#0	4.486	4.910	PASS
			21425	25RB#0	4.476	4.910	PASS
		16QAM	20775	25RB#0	4.486	4.890	PASS
			21100	25RB#0	4.476	4.900	PASS
			21425	25RB#0	4.486	4.900	PASS
	10MHz	QPSK	20800	50RB#0	8.971	10.380	PASS
			21100	50RB#0	8.971	10.380	PASS
			21400	50RB#0	8.991	10.320	PASS
		64QAM	20800	50RB#0	8.971	10.340	PASS
			21100	50RB#0	8.951	10.400	PASS
			21400	50RB#0	8.971	10.360	PASS
		16QAM	20800	50RB#0	8.971	10.340	PASS
			21100	50RB#0	8.971	10.440	PASS
			21400	50RB#0	8.991	10.400	PASS
	15MHz	QPSK	20825	75RB#0	13.546	16.140	PASS
			21100	75RB#0	13.546	16.380	PASS
			21375	75RB#0	13.546	16.080	PASS
		64QAM	20825	75RB#0	13.546	16.260	PASS
			21100	75RB#0	13.546	15.930	PASS
			21375	75RB#0	13.516	15.600	PASS
		16QAM	20825	75RB#0	13.546	16.260	PASS
			21100	75RB#0	13.546	15.900	PASS
			21375	75RB#0	13.546	15.930	PASS
	20MHz	QPSK	20850	100RB#0	17.942	20.720	PASS
			21100	100RB#0	17.982	20.160	PASS
			21350	100RB#0	17.982	20.400	PASS
64QAM		20850	100RB#0	17.982	22.160	PASS	
		21100	100RB#0	17.982	20.120	PASS	
		21350	100RB#0	17.942	19.960	PASS	



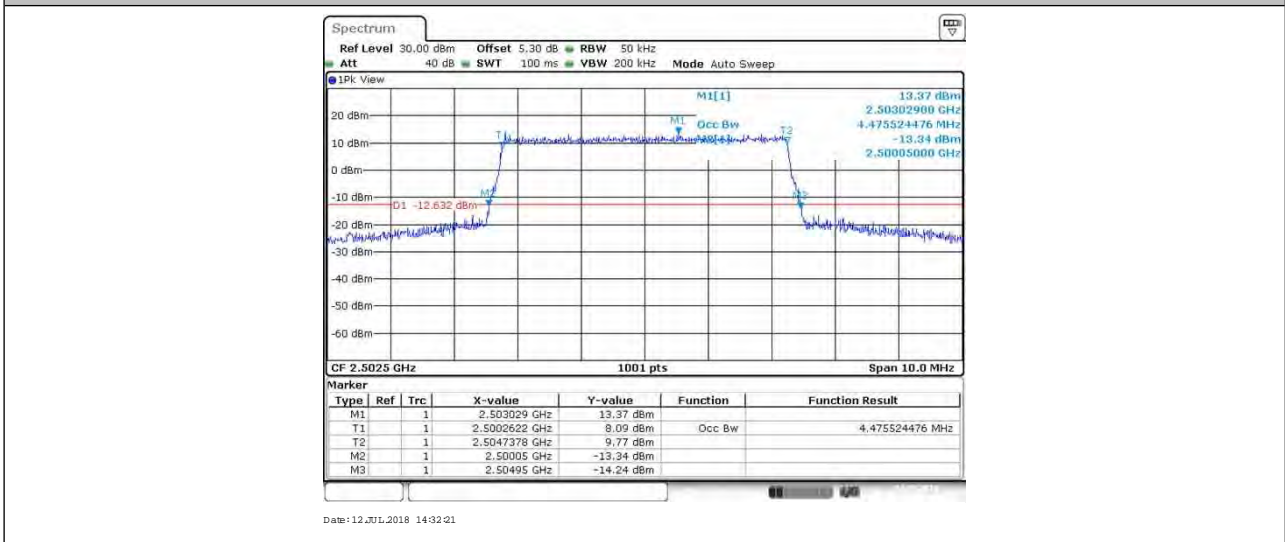
		20850	100RB#0	17.982	22.160	PASS
	16QAM	21100	100RB#0	17.942	20.120	PASS
		21350	100RB#0	17.942	20.280	PASS

4.2. Test Plots

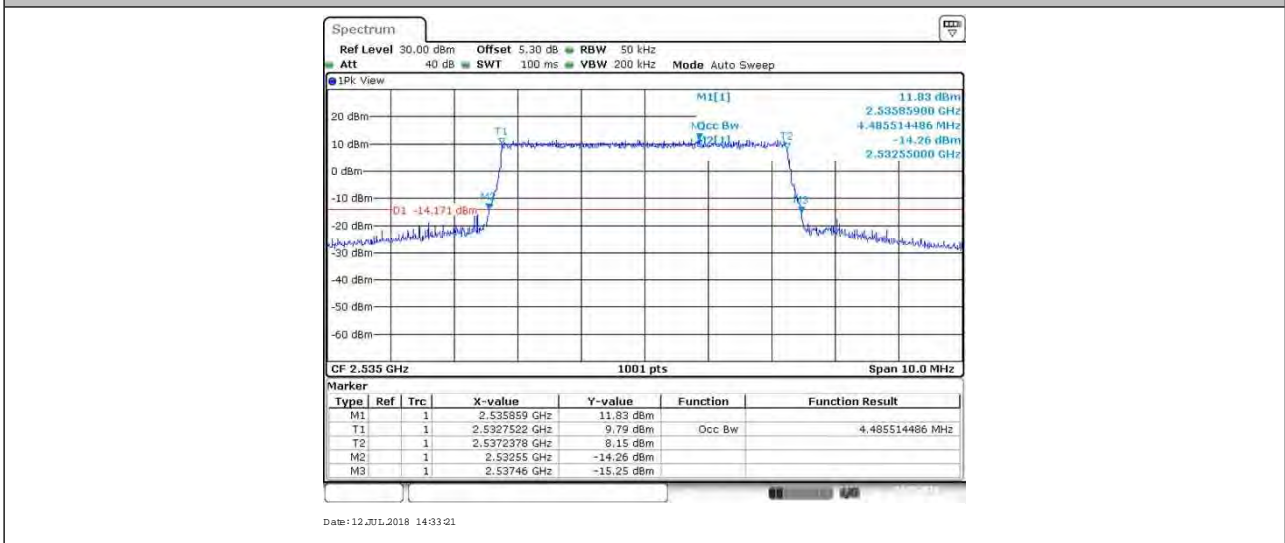




Band7_5MHz_64QAM_20775_25RB#0



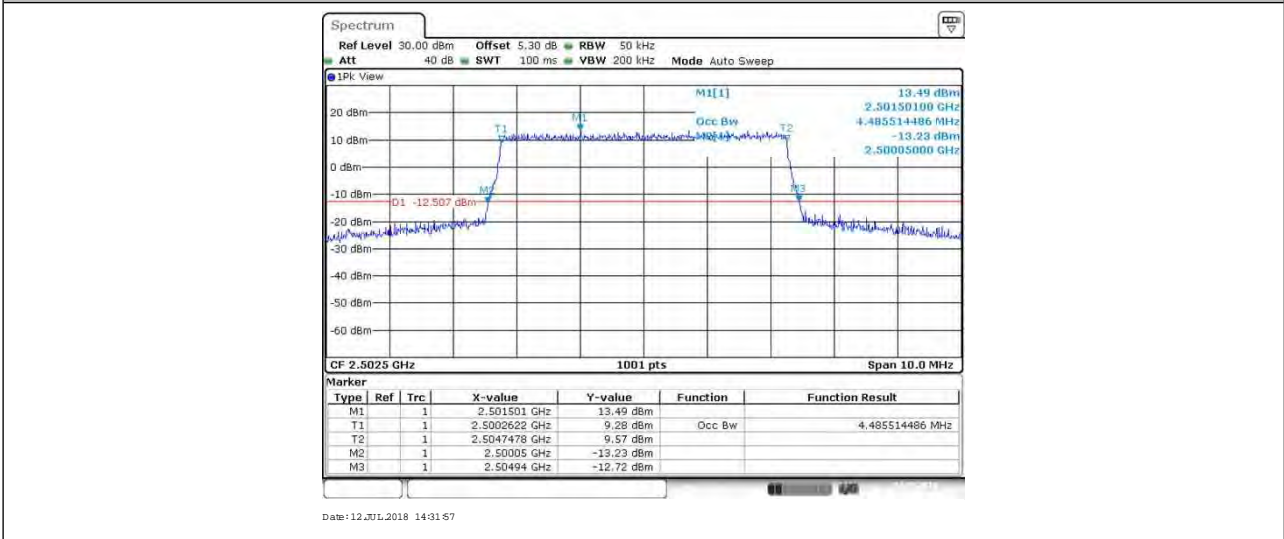
Band7_5MHz_64QAM_21100_25RB#0



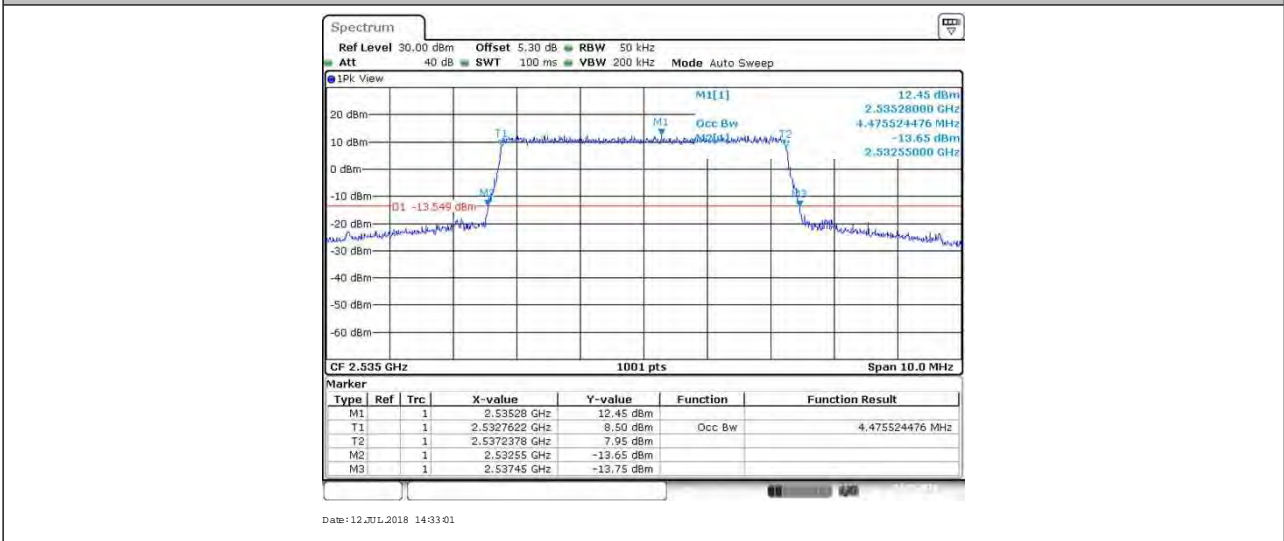
Band7_5MHz_64QAM_21425_25RB#0



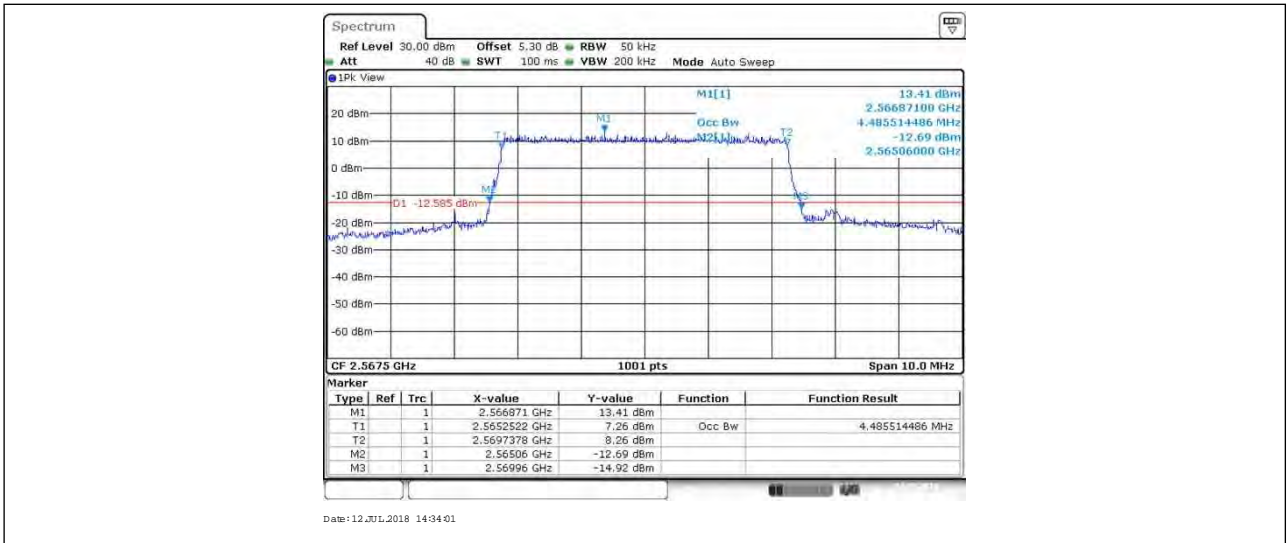
Band7_5MHz_16QAM_20775_25RB#0



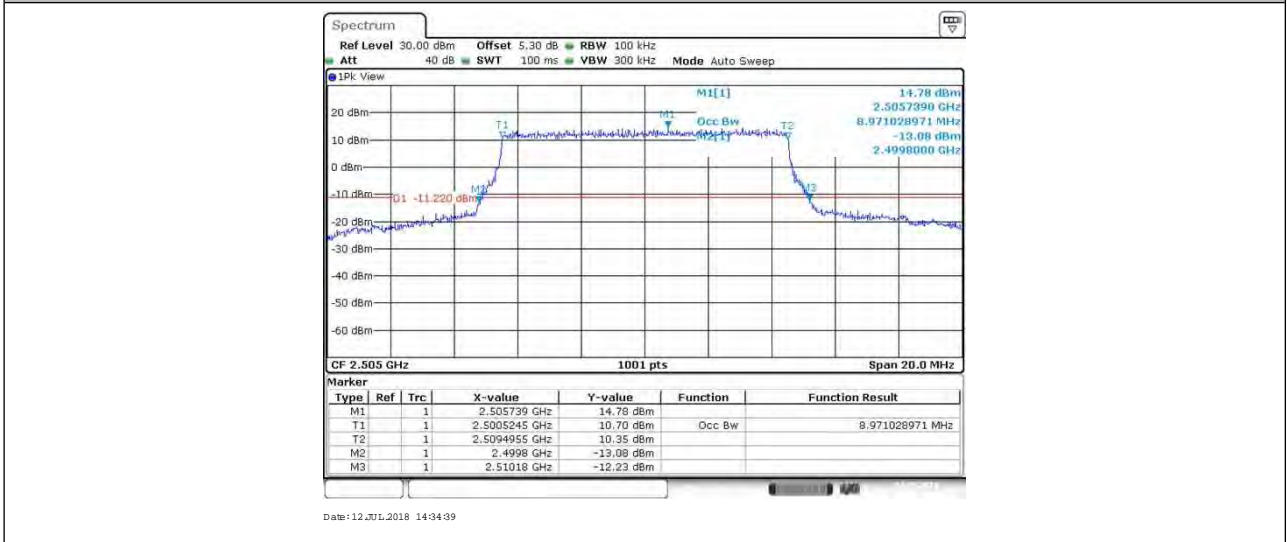
Band7_5MHz_16QAM_21100_25RB#0



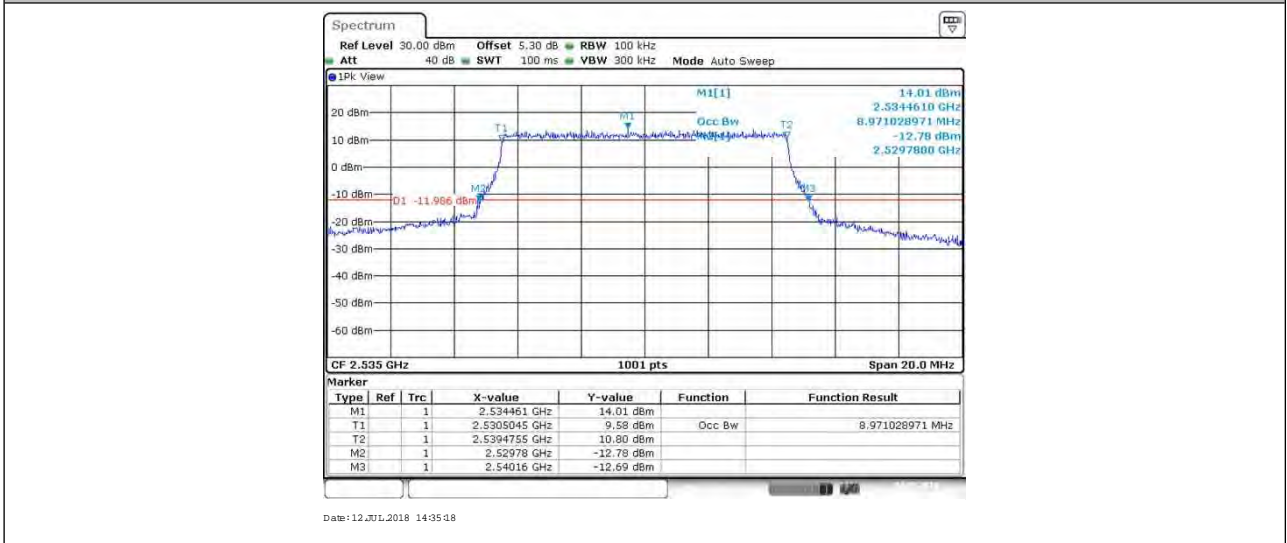
Band7_5MHz_16QAM_21425_25RB#0



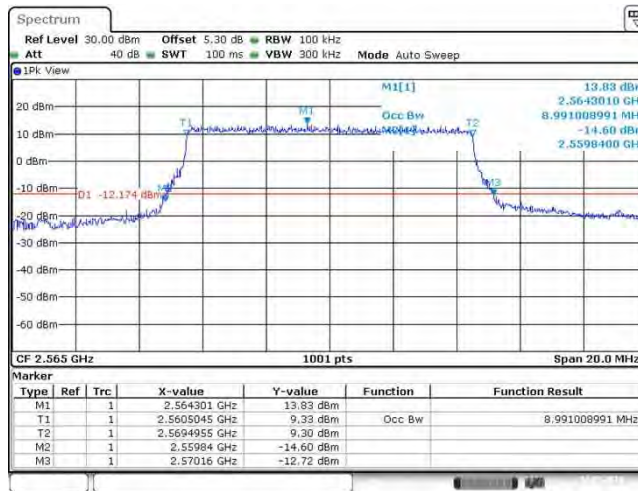
Band7_10MHz_QPSK_20800_50RB#0



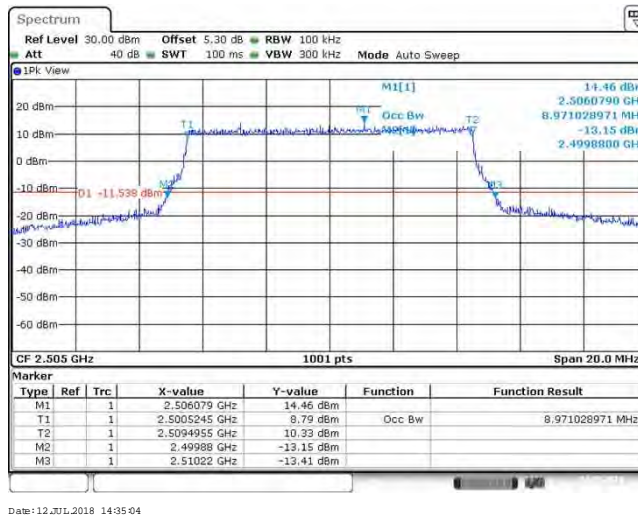
Band7_10MHz_QPSK_21100_50RB#0



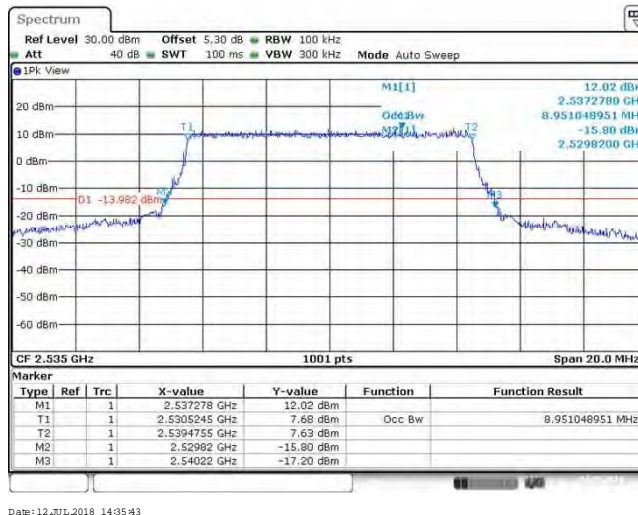
Band7_10MHz_QPSK_21400_50RB#0



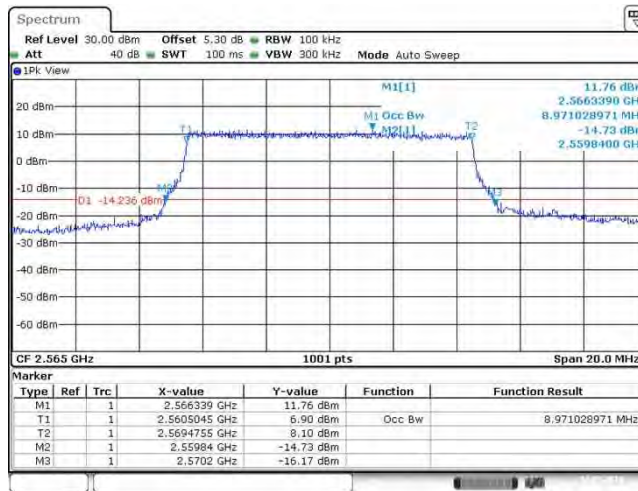
Band7_10MHz_64QAM_20800_50RB#0



Band7_10MHz_64QAM_21100_50RB#0

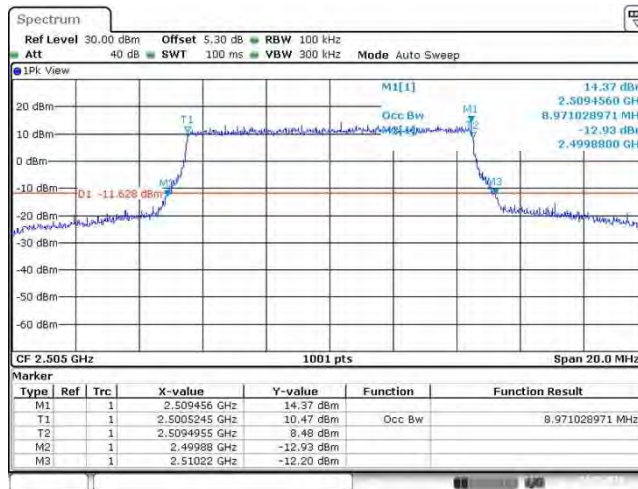


Band7_10MHz_64QAM_21400_50RB#0



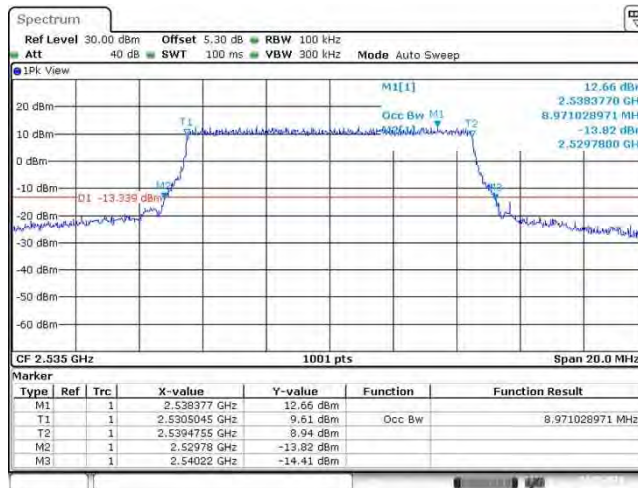
Date: 12_JUL_2018 14:36:22

Band7_10MHz_16QAM_20800_50RB#0



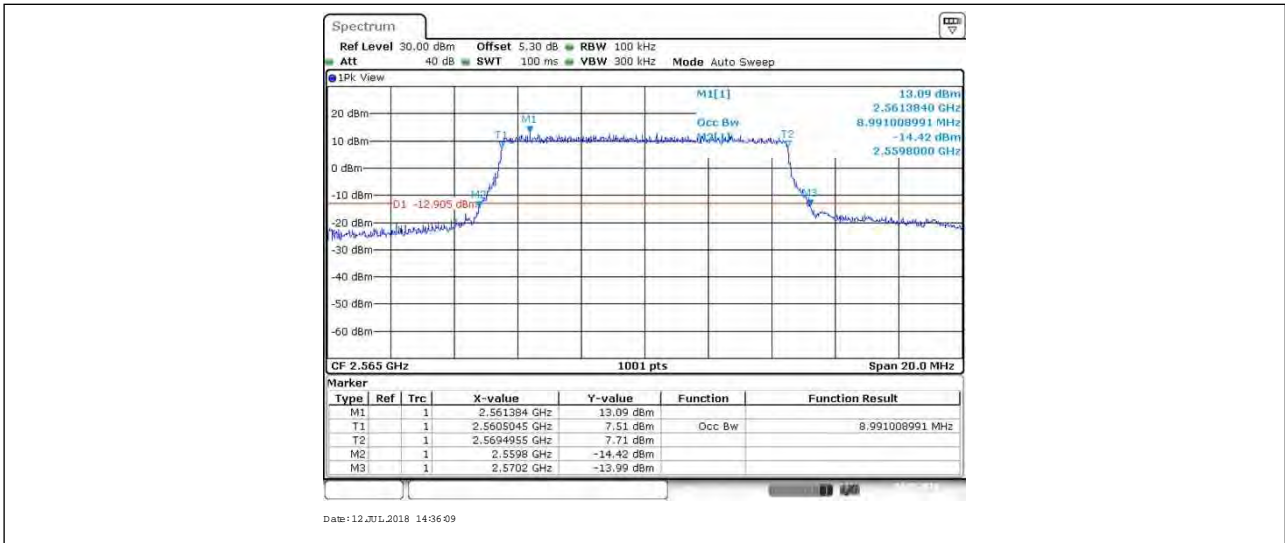
Date: 12_JUL_2018 14:34:51

Band7_10MHz_16QAM_21100_50RB#0



Date: 12_JUL_2018 14:35:30

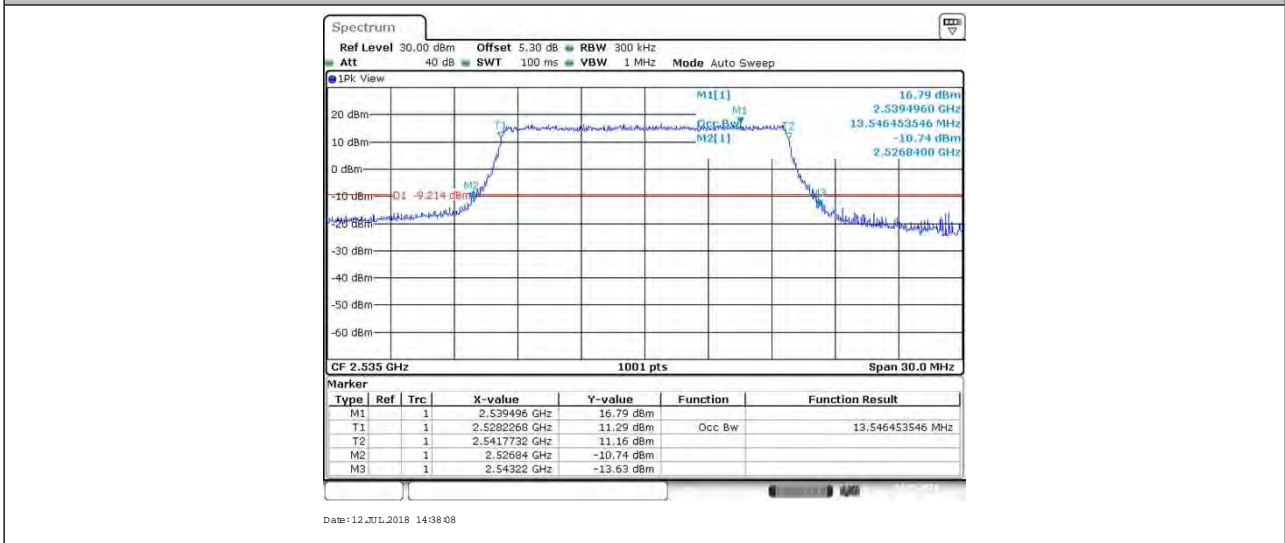
Band7_10MHz_16QAM_21400_50RB#0



Band7_15MHz_QPSK_20825_75RB#0



Band7_15MHz_QPSK_21100_75RB#0



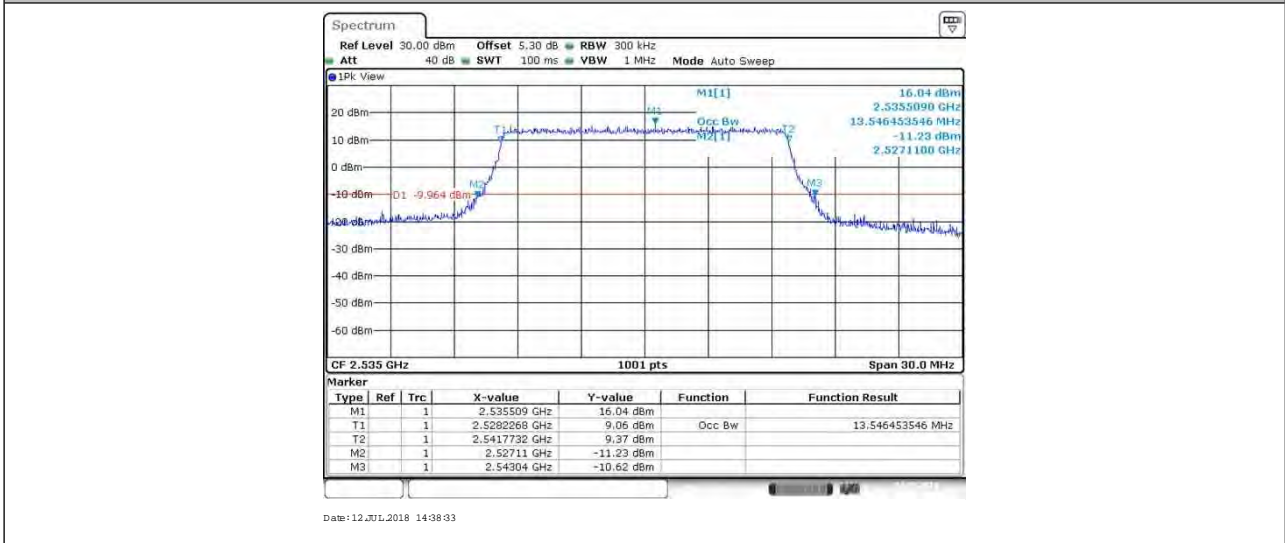
Band7_15MHz_QPSK_21375_75RB#0



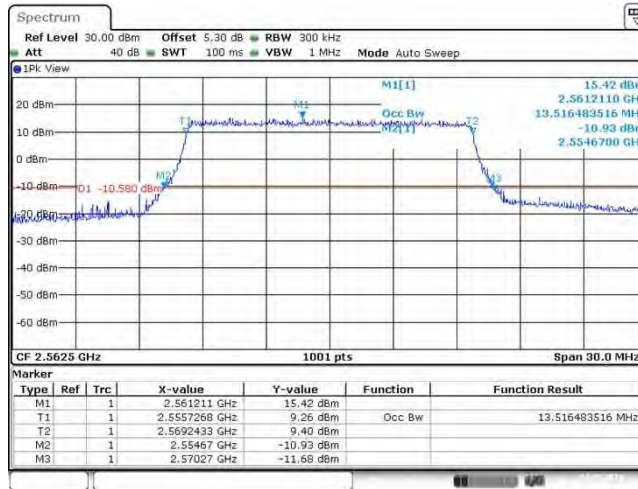
Band7_15MHz_64QAM_20825_75RB#0



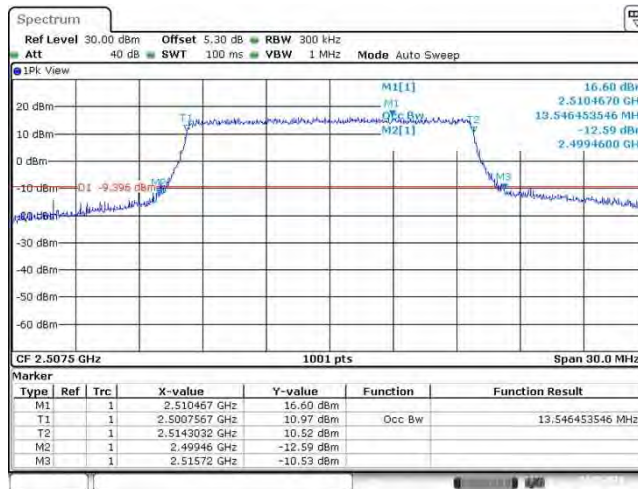
Band7_15MHz_64QAM_21100_75RB#0



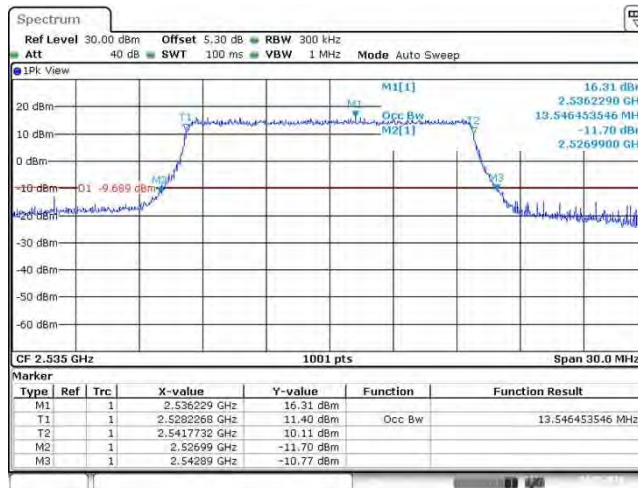
Band7_15MHz_64QAM_21375_75RB#0



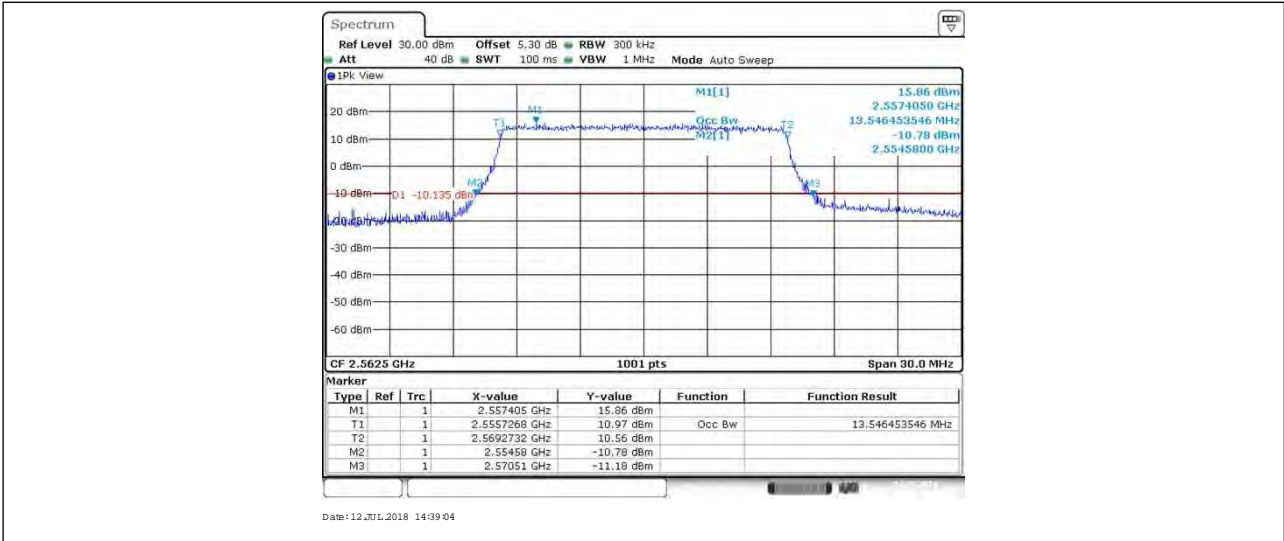
Band7_15MHz_16QAM_20825_75RB#0



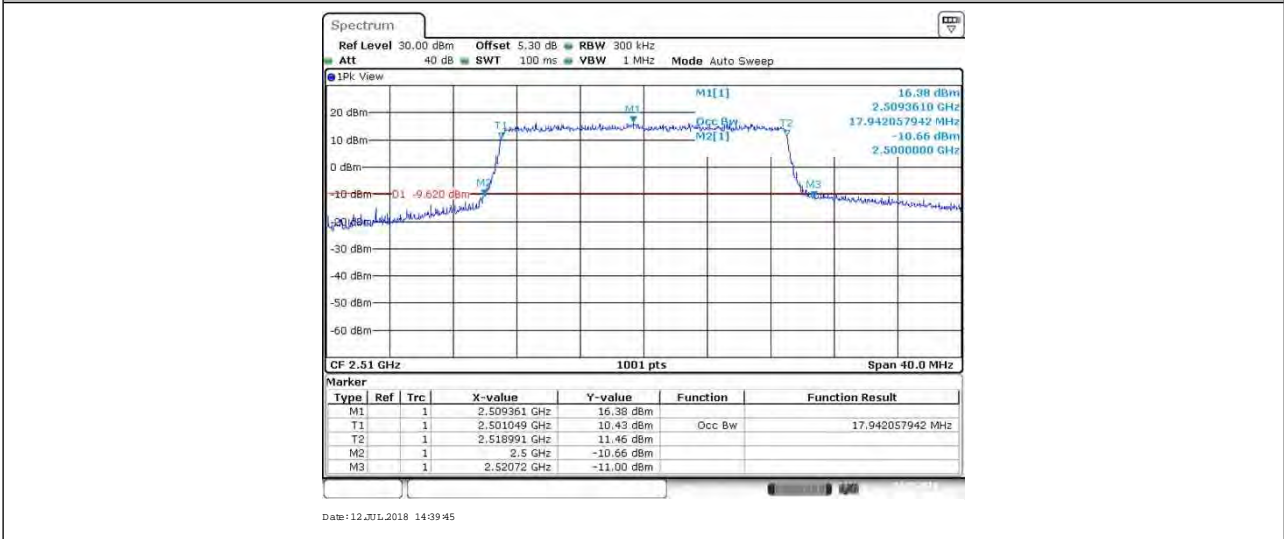
Band7_15MHz_16QAM_21100_75RB#0



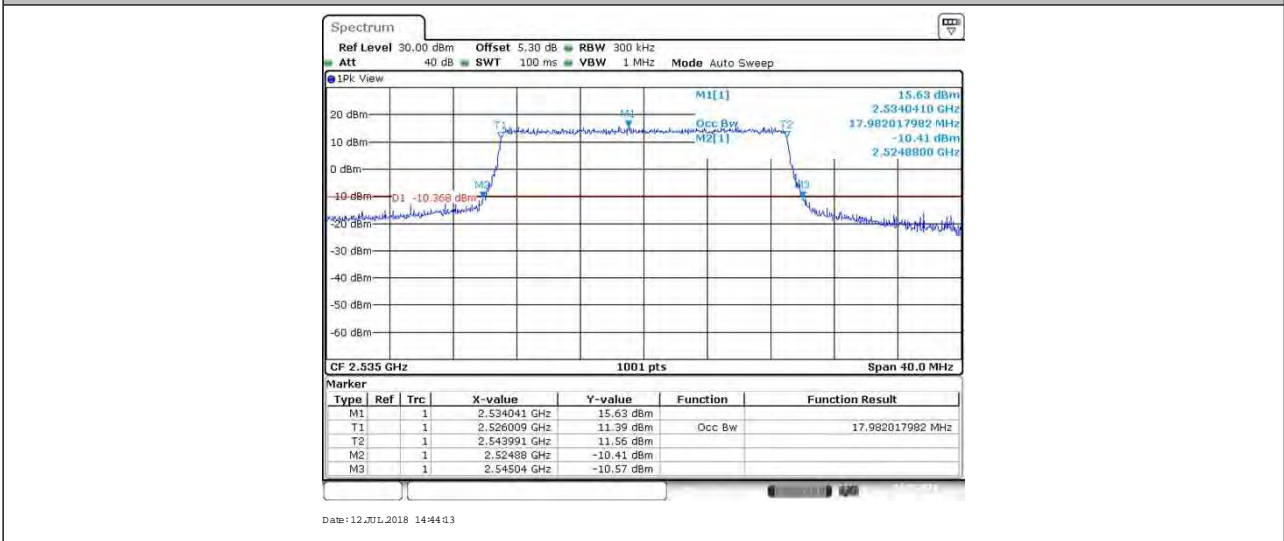
Band7_15MHz_16QAM_21375_75RB#0



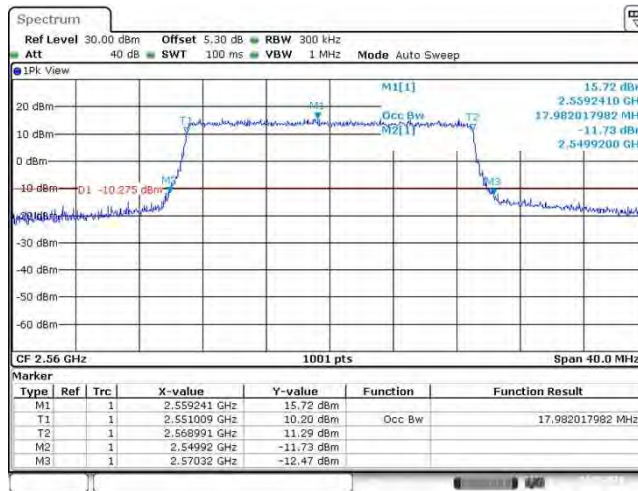
Band7_20MHz_QPSK_20850_100RB#0



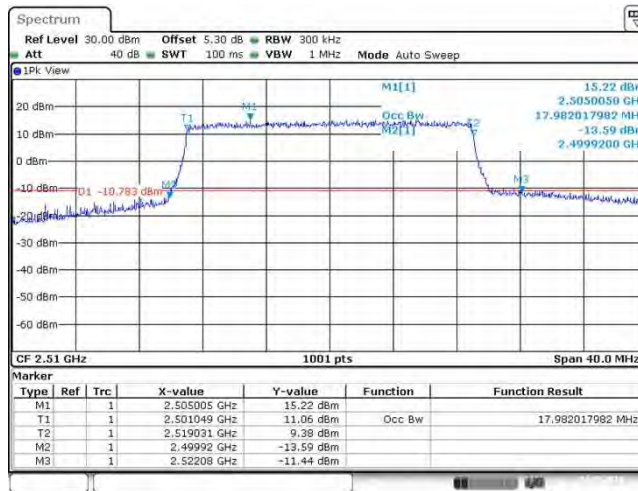
Band7_20MHz_QPSK_21100_100RB#0



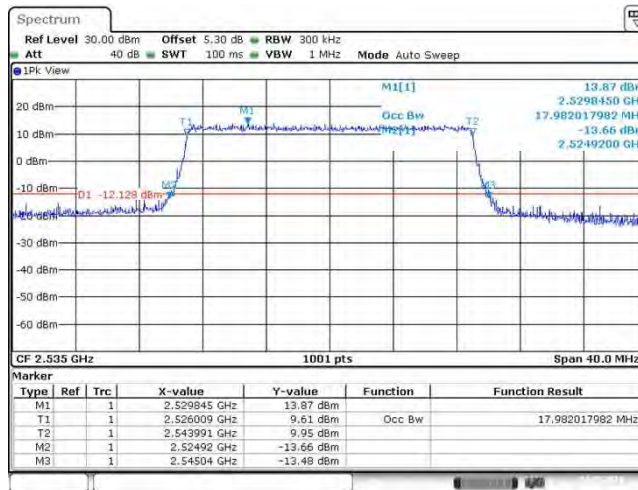
Band7_20MHz_QPSK_21350_100RB#0



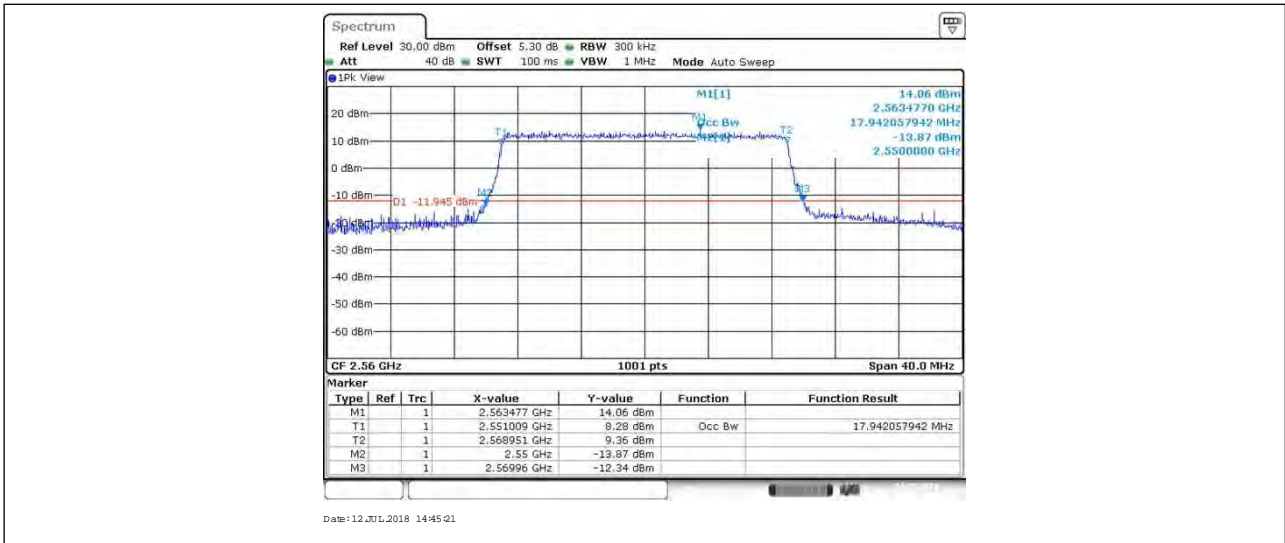
Band7_20MHz_64QAM_20850_100RB#0



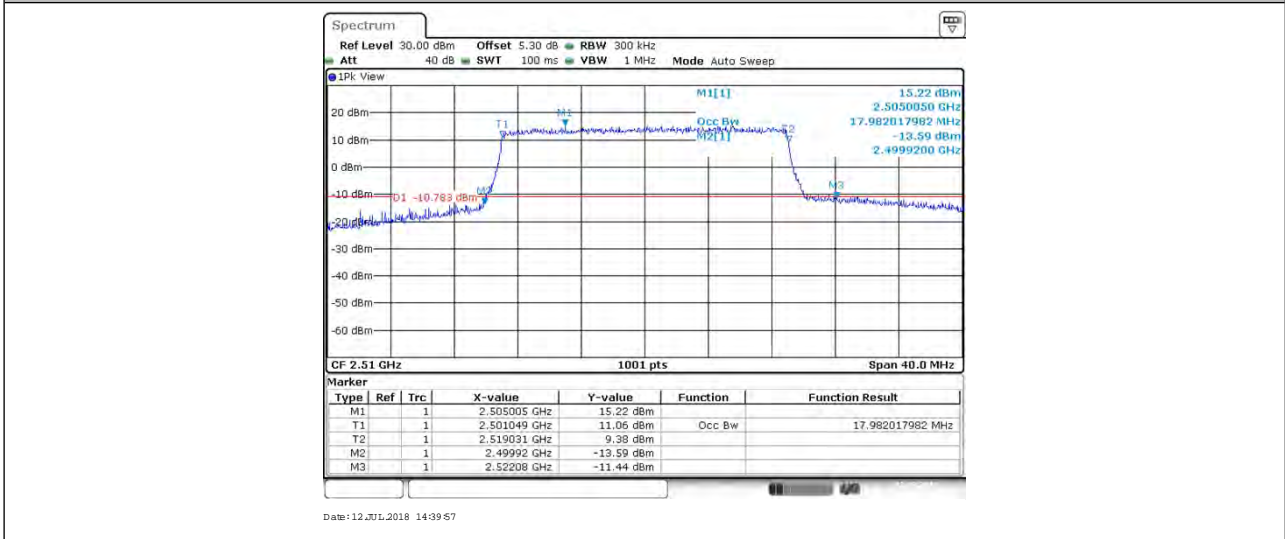
Band7_20MHz_64QAM_21100_100RB#0



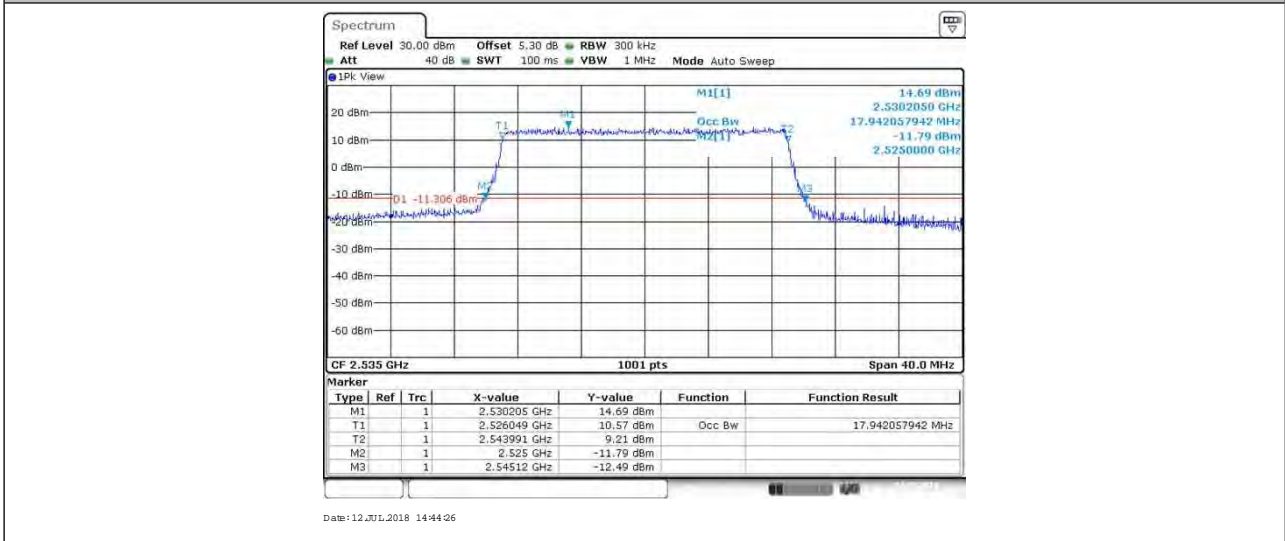
Band7_20MHz_64QAM_21350_100RB#0



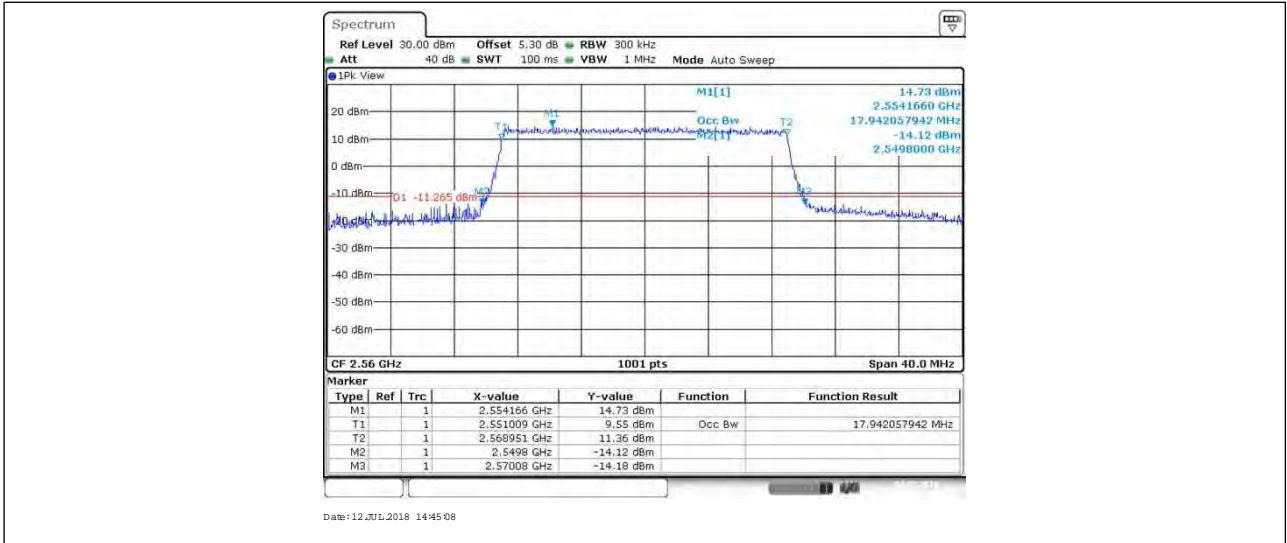
Band7_20MHz_16QAM_20850_100RB#0



Band7_20MHz_16QAM_21100_100RB#0

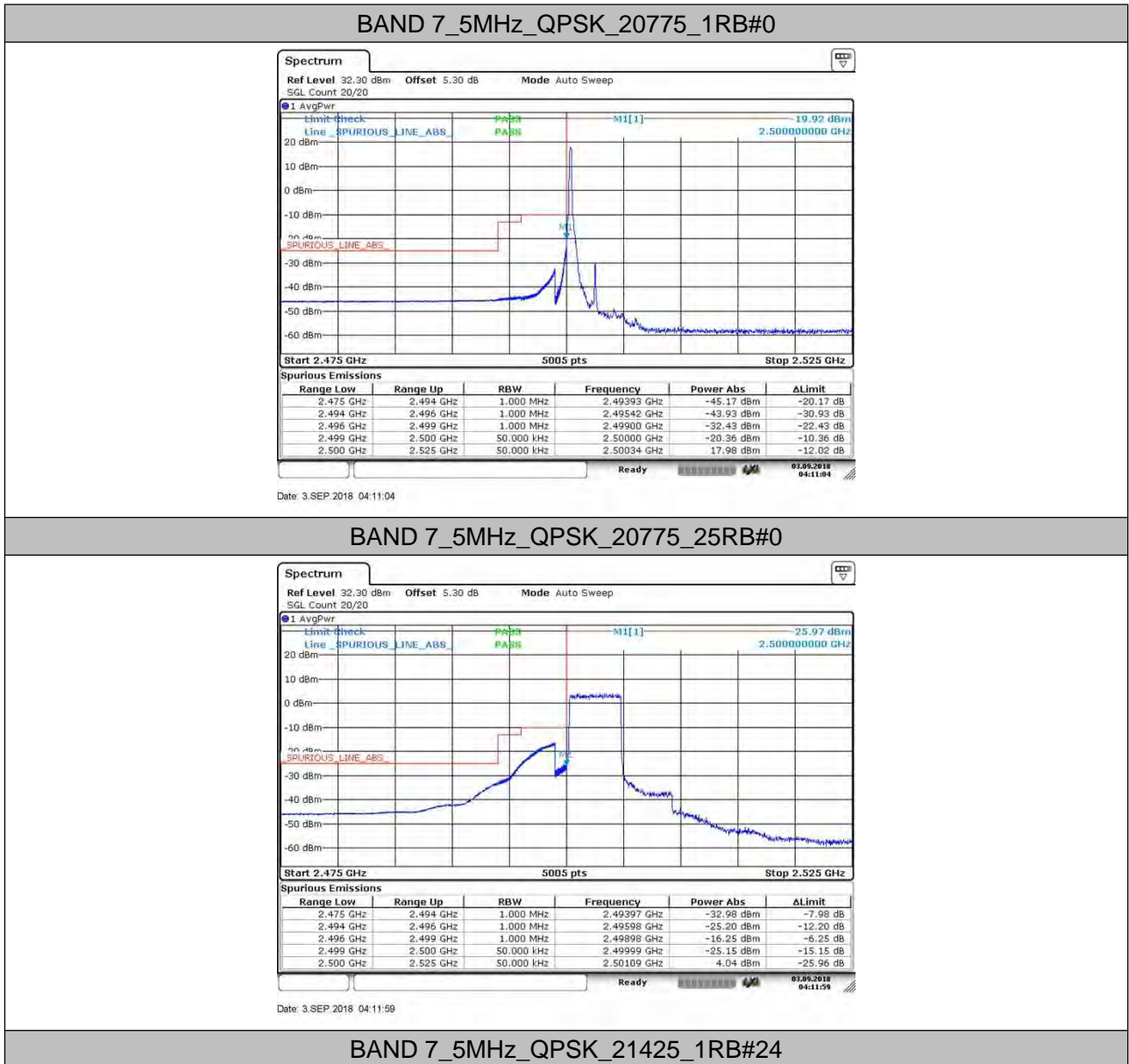


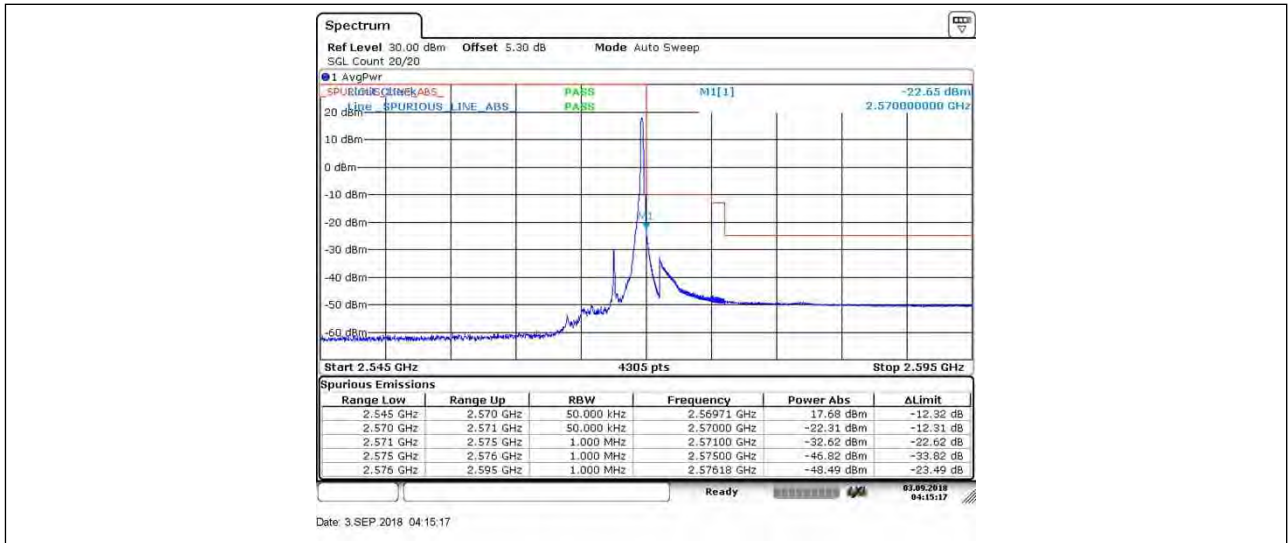
Band7_20MHz_16QAM_21350_100RB#0



5. Band Edge Compliance

5.1. Test Plots

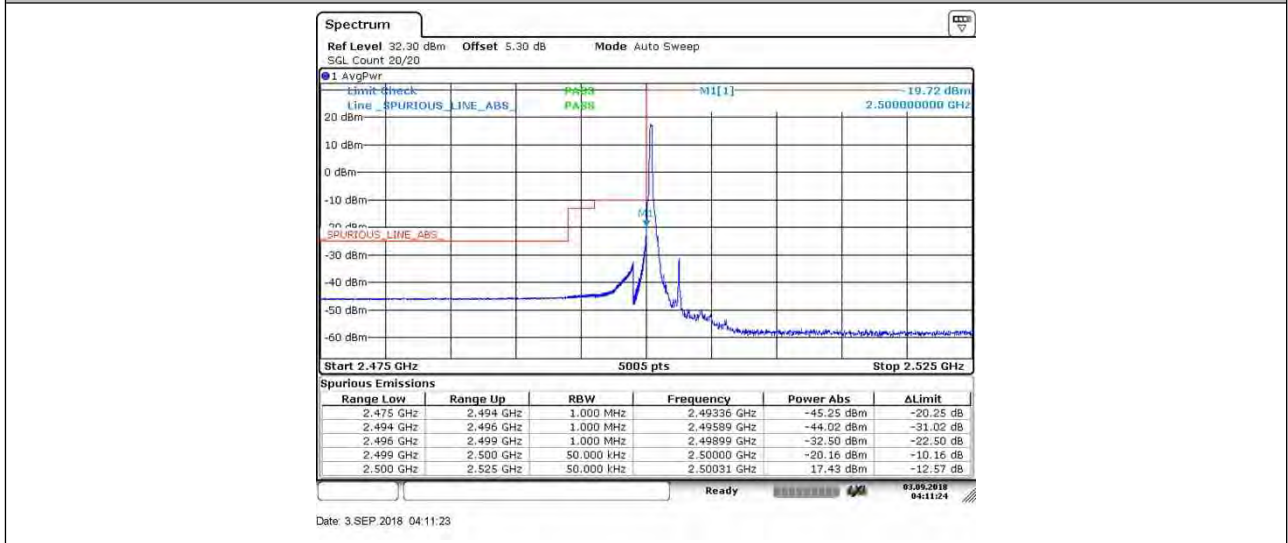




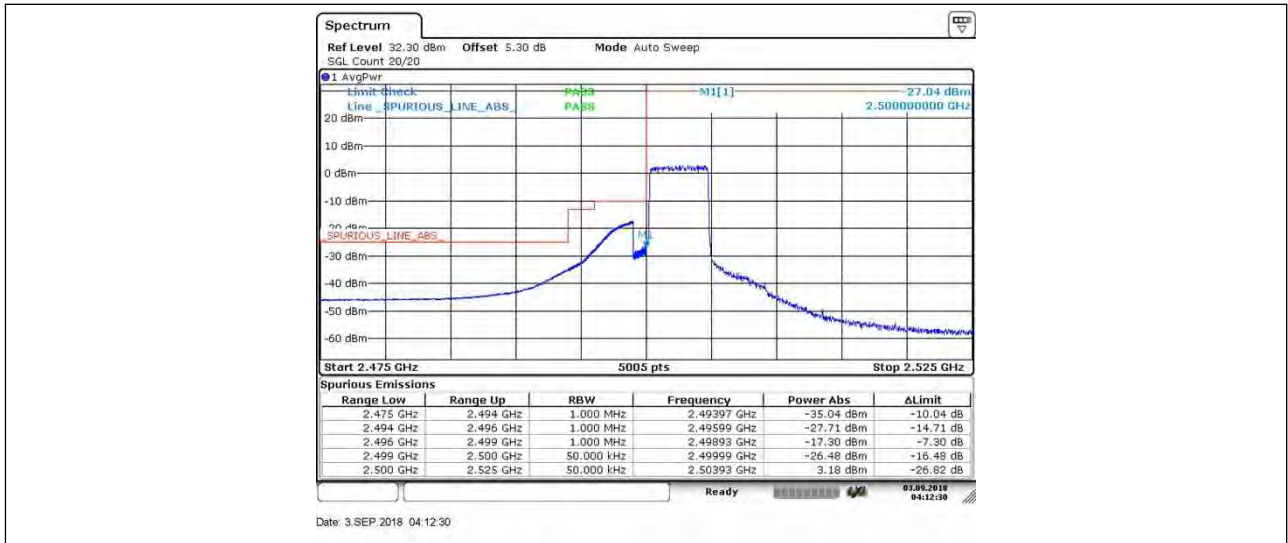
BAND 7_5MHz_QPSK_21425_25RB#0



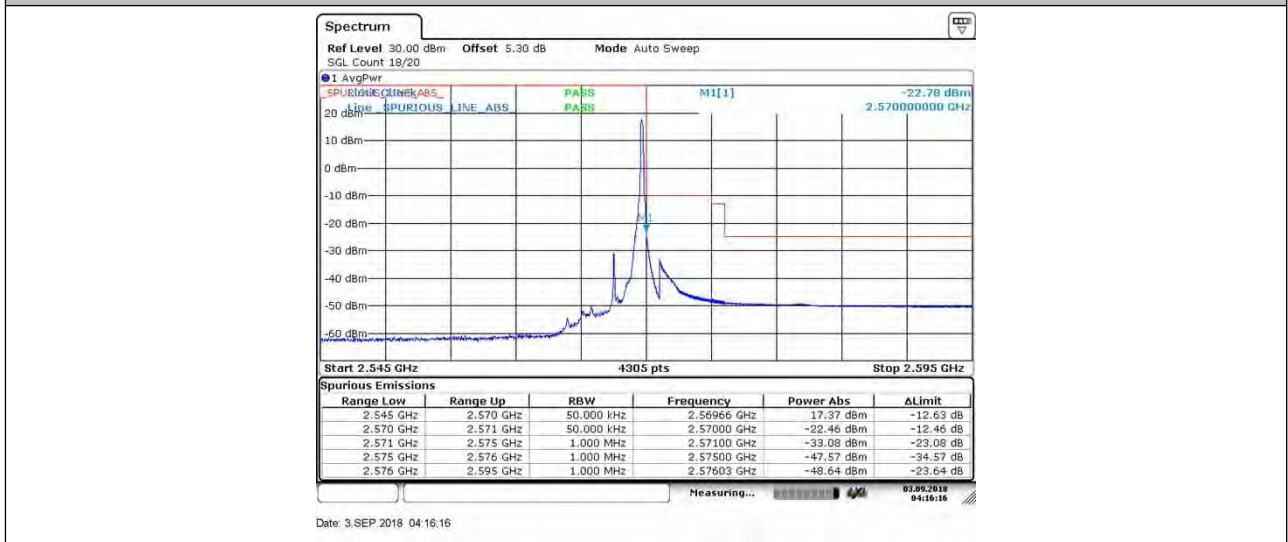
BAND 7_5MHz_16QAM_20775_1RB#0



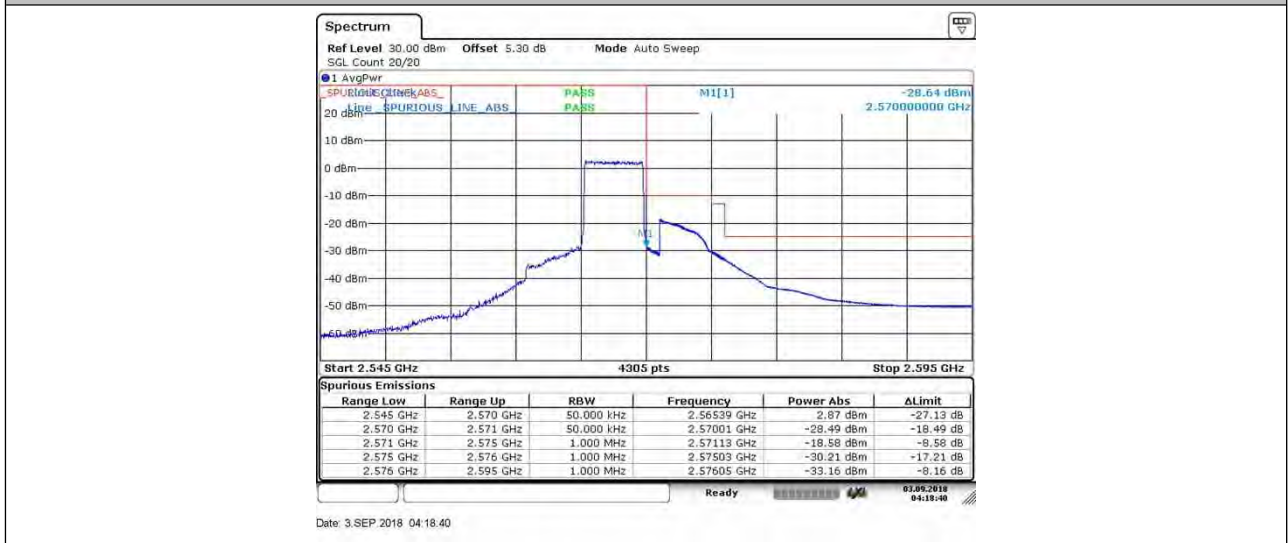
BAND 7_5MHz_16QAM_20775_25RB#0



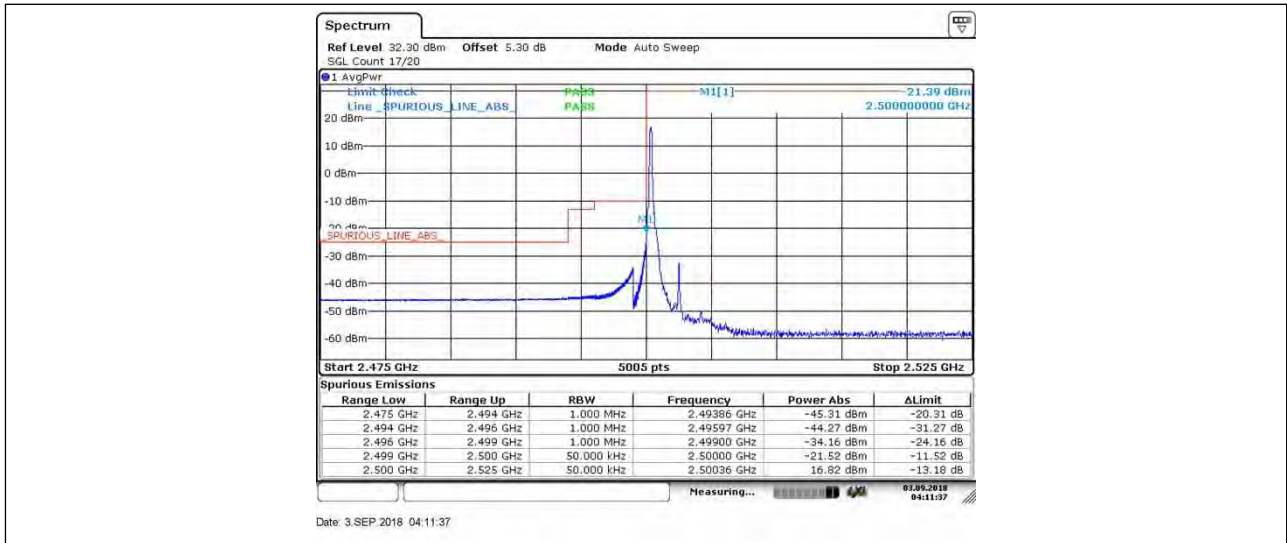
BAND 7_5MHz_16QAM_21425_1RB#24



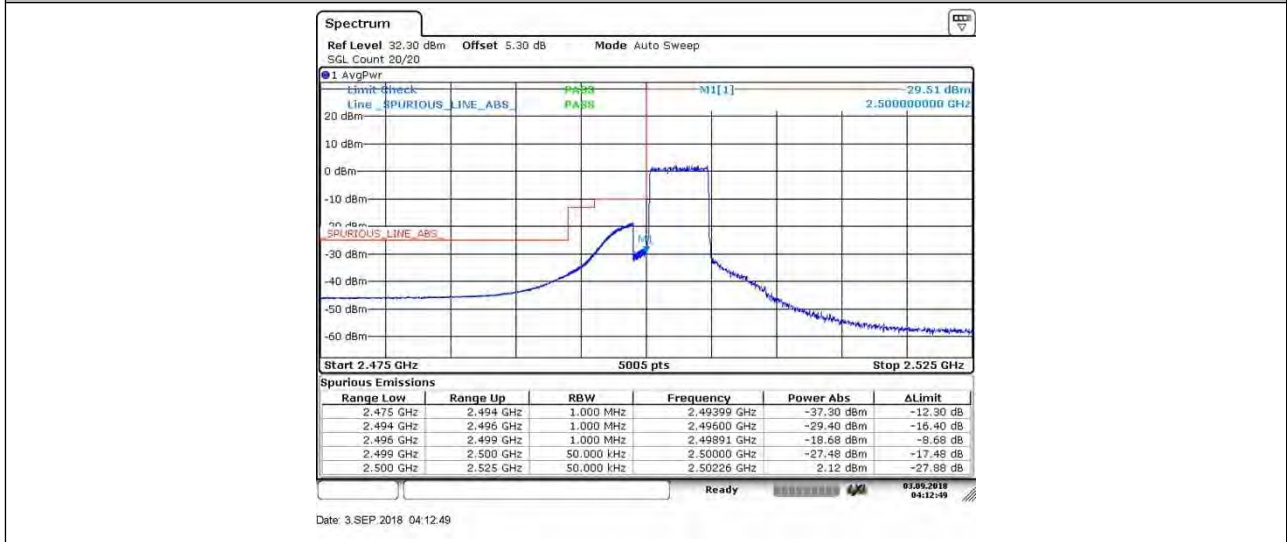
BAND 7_5MHz_16QAM_21425_25RB#0



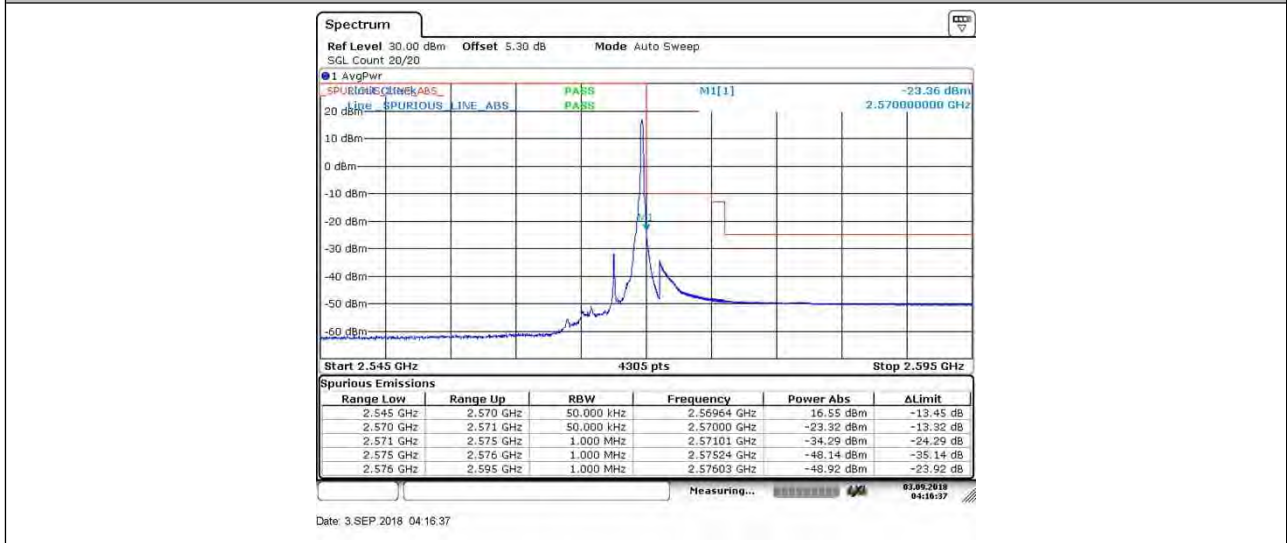
BAND 7_5MHz_64QAM_20775_1RB#0



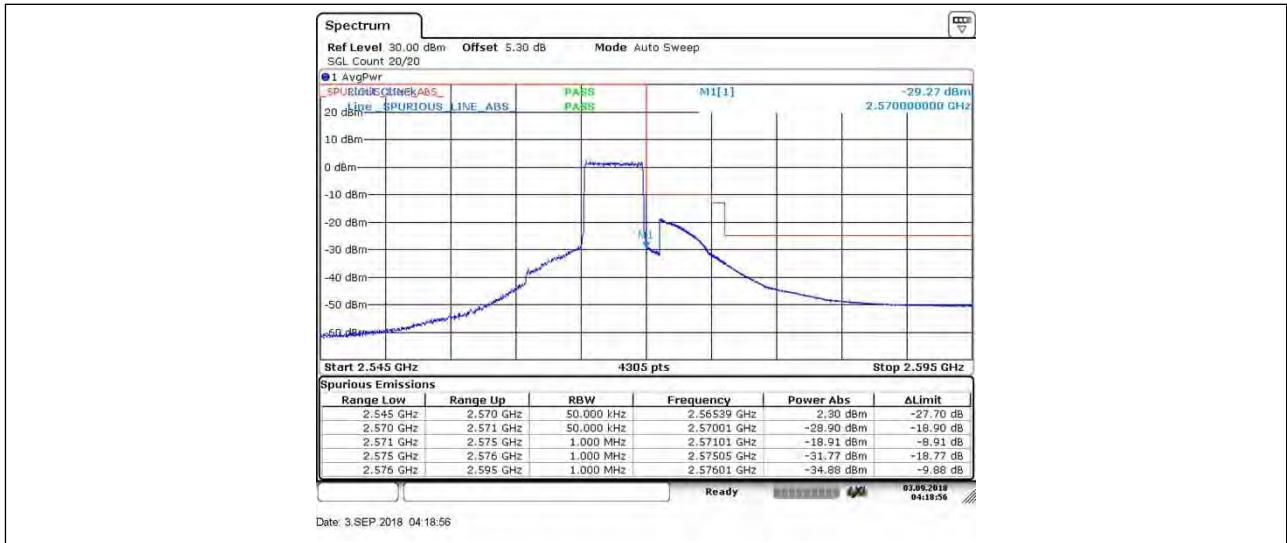
BAND 7_5MHz_64QAM_20775_25RB#0



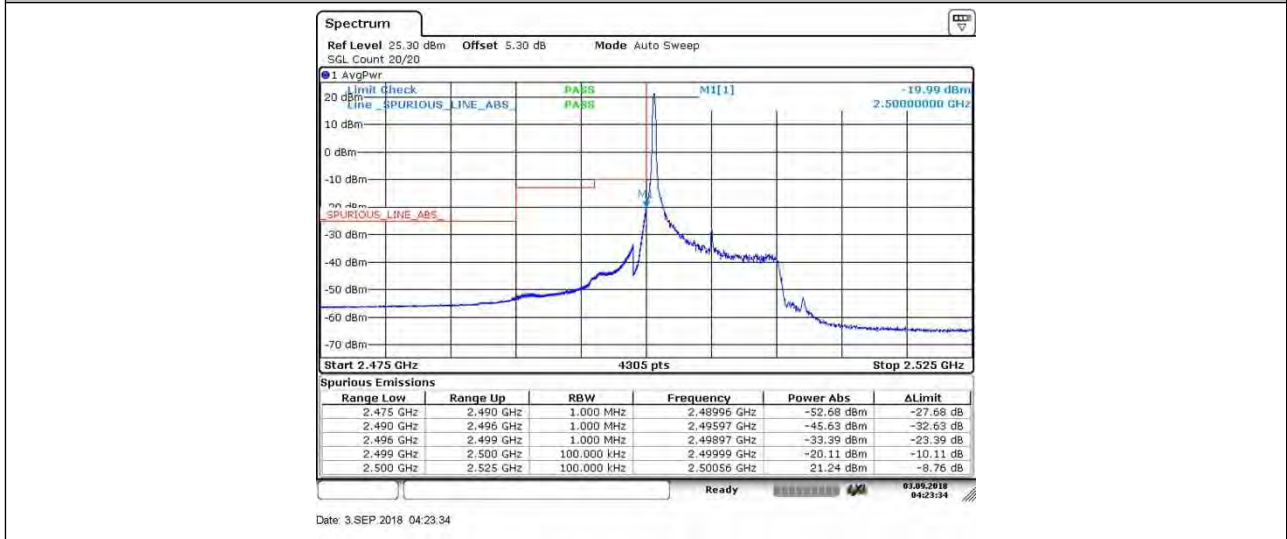
BAND 7_5MHz_64QAM_21425_1RB#24



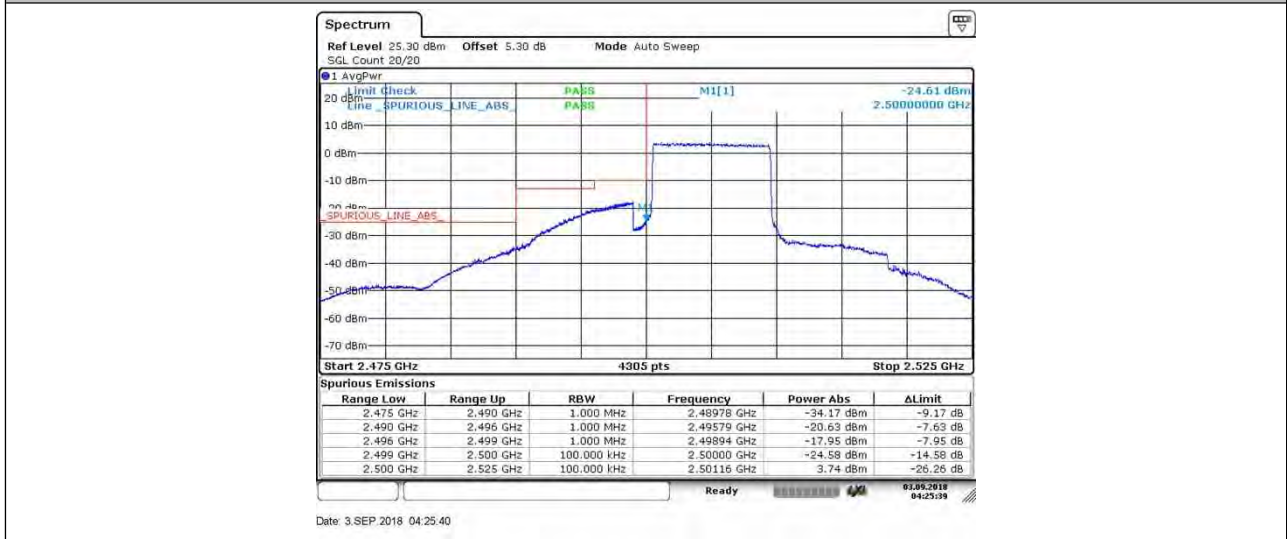
BAND 7_5MHz_64QAM_21425_25RB#0



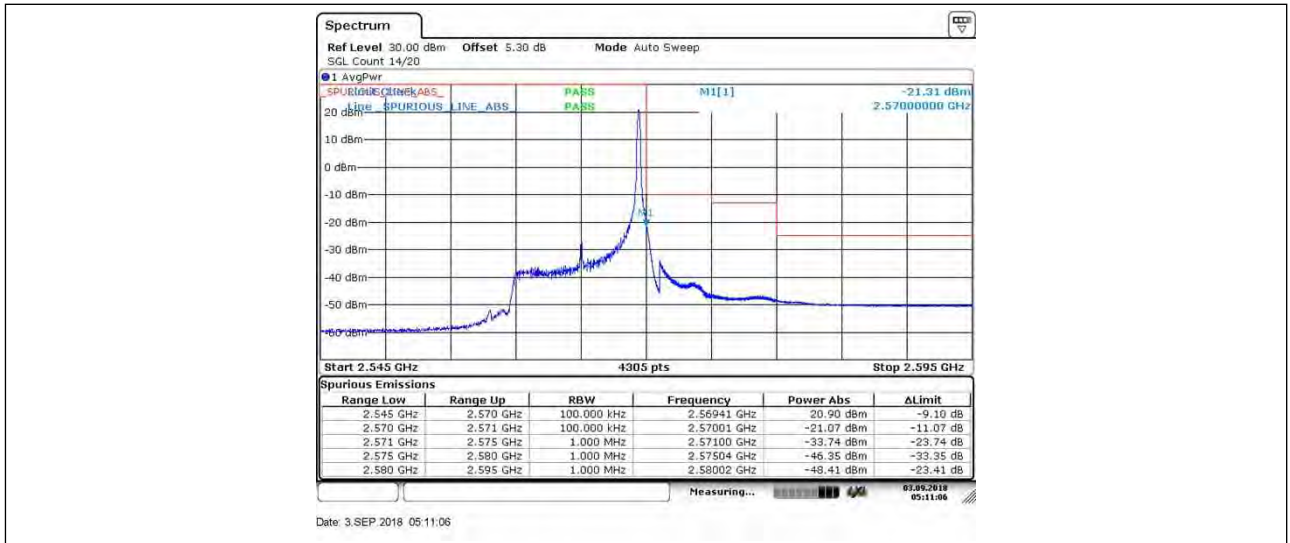
BAND 7_10MHz_QPSK_20800_1RB#0



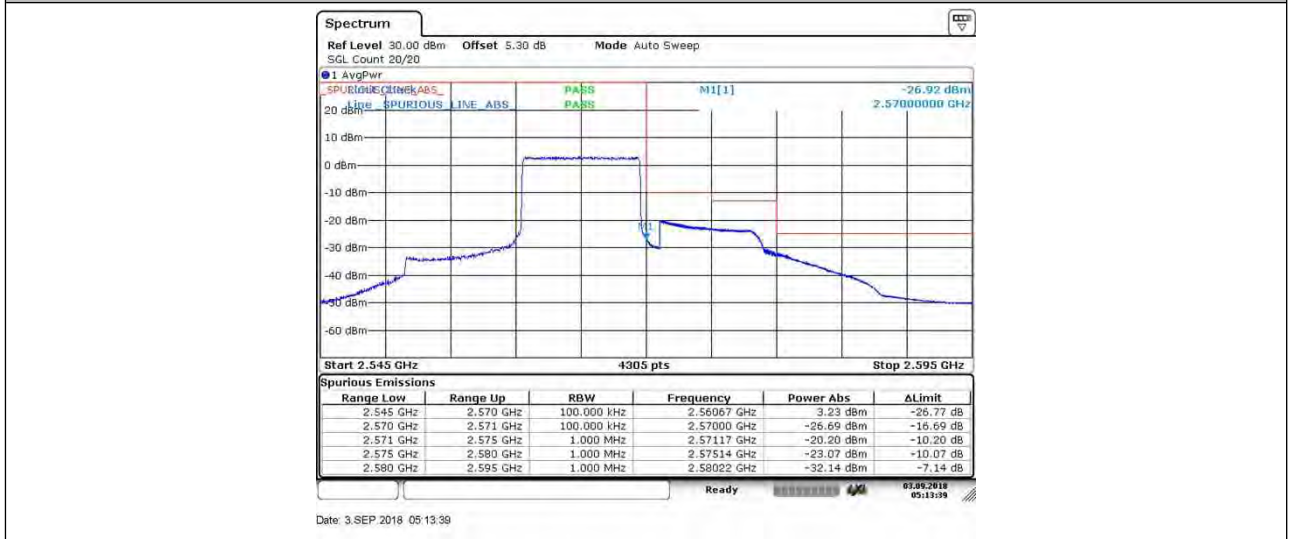
BAND 7_10MHz_QPSK_20800_50RB#0



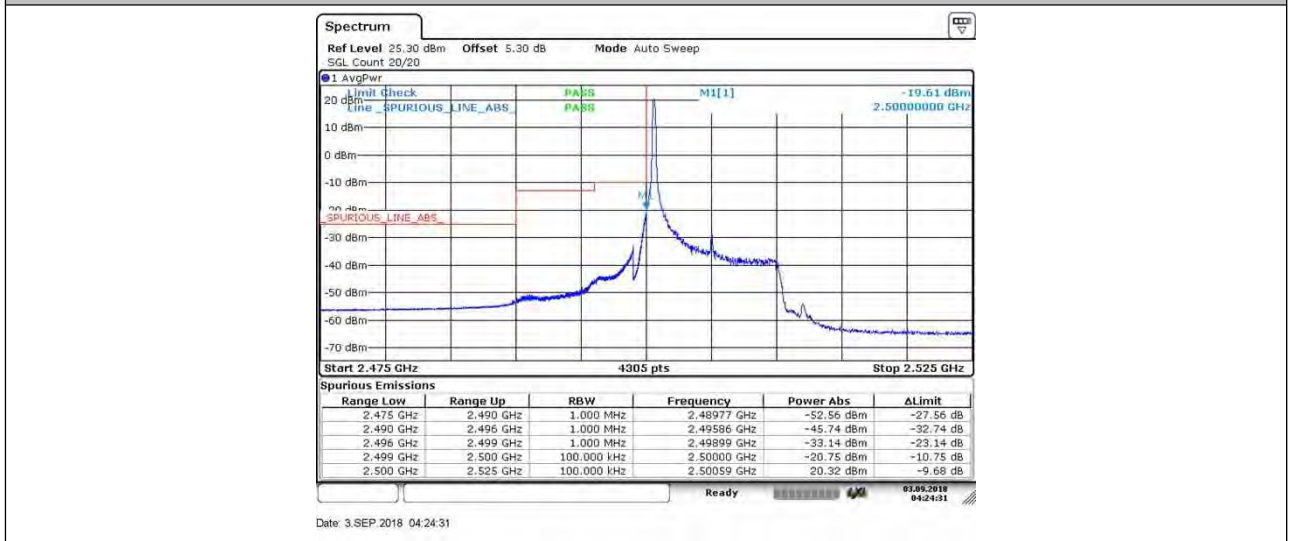
BAND 7_10MHz_QPSK_21400_1RB#49



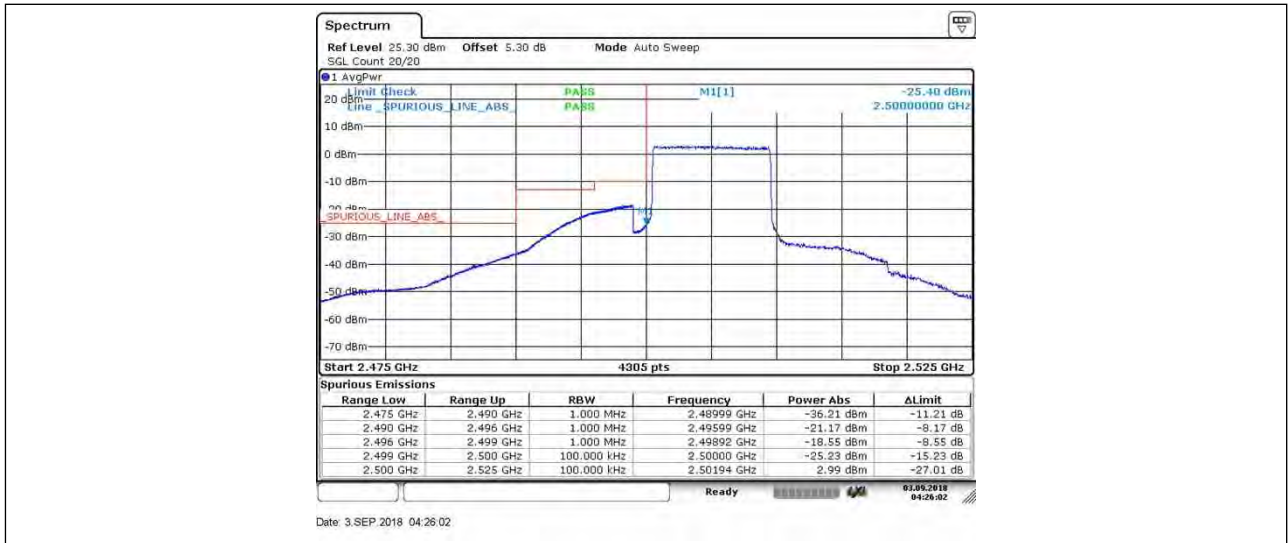
BAND 7_10MHz_QPSK_21400_50RB#0



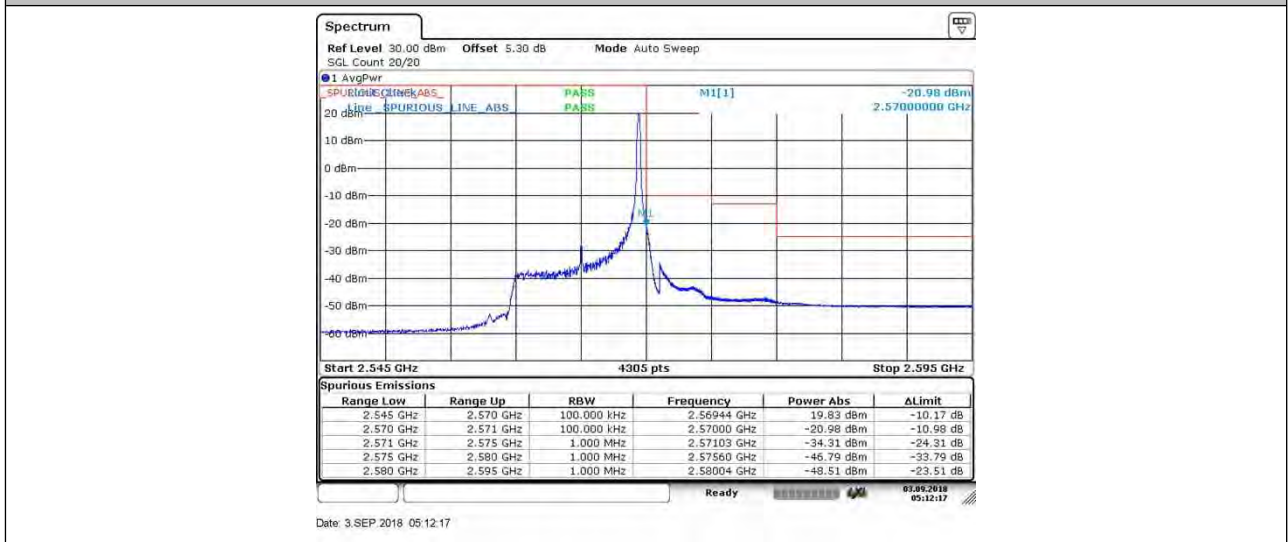
BAND 7_10MHz_16QAM_20800_1RB#0



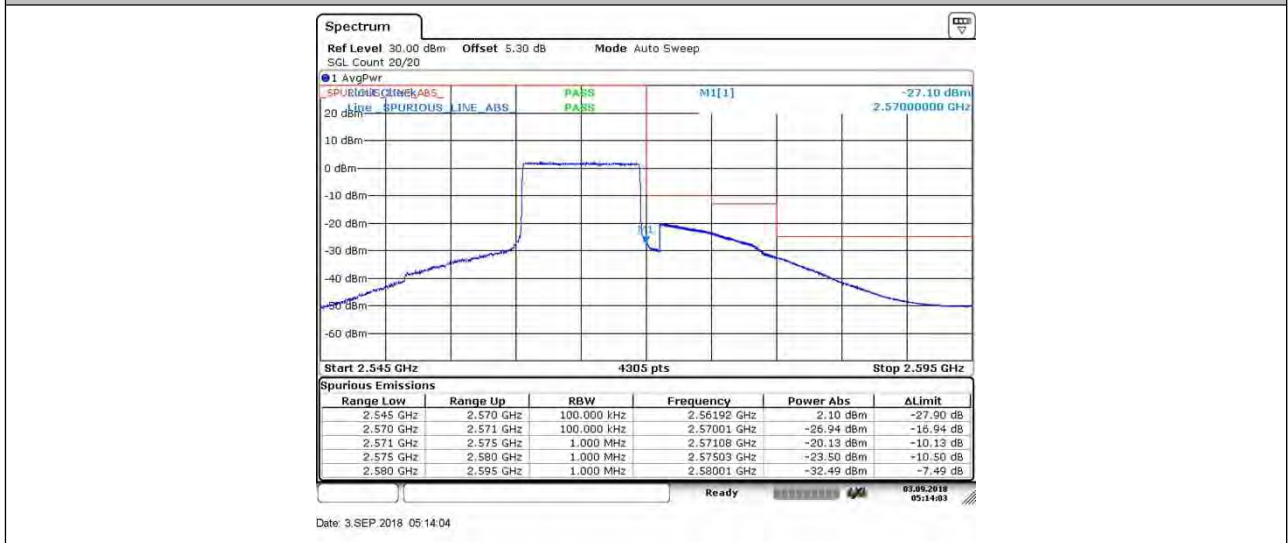
BAND 7_10MHz_16QAM_20800_50RB#0



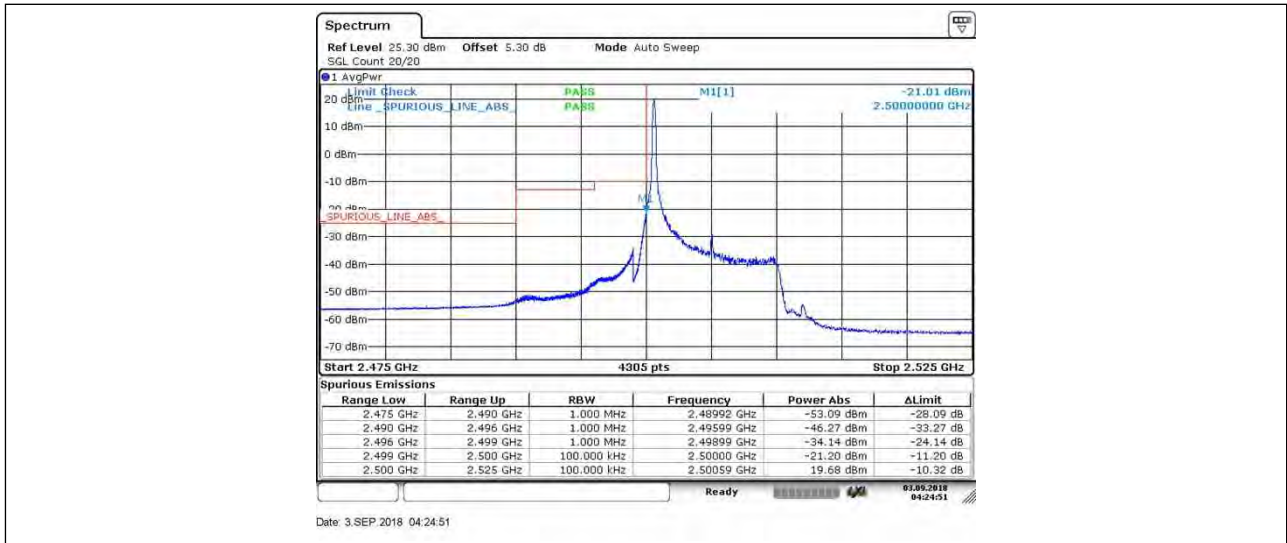
BAND 7_10MHz_16QAM_21400_1RB#49



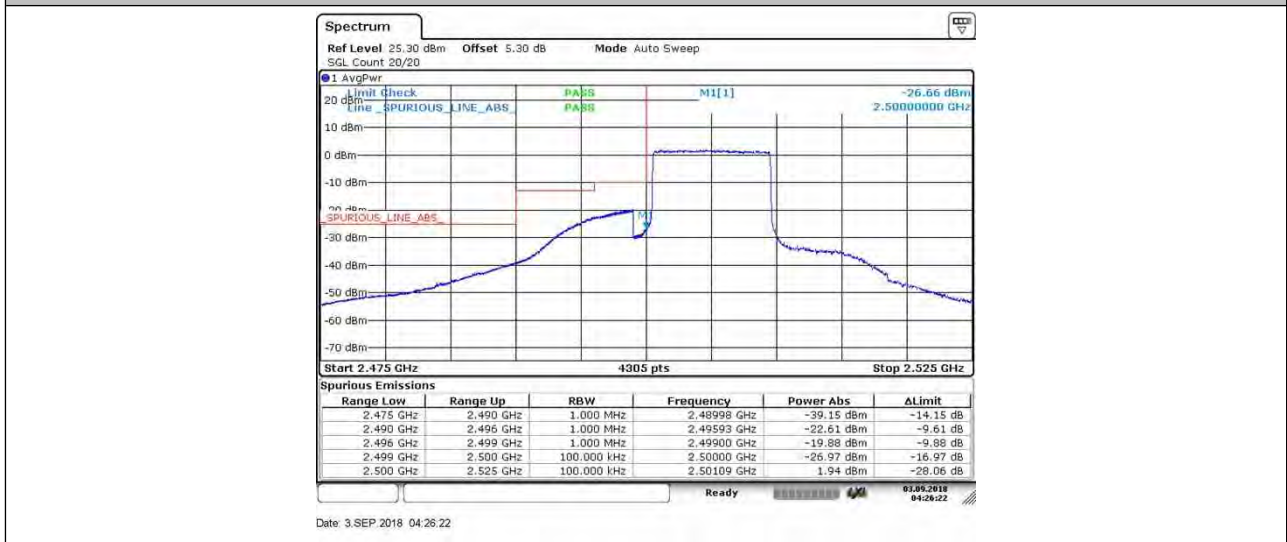
BAND 7_10MHz_16QAM_21400_50RB#0



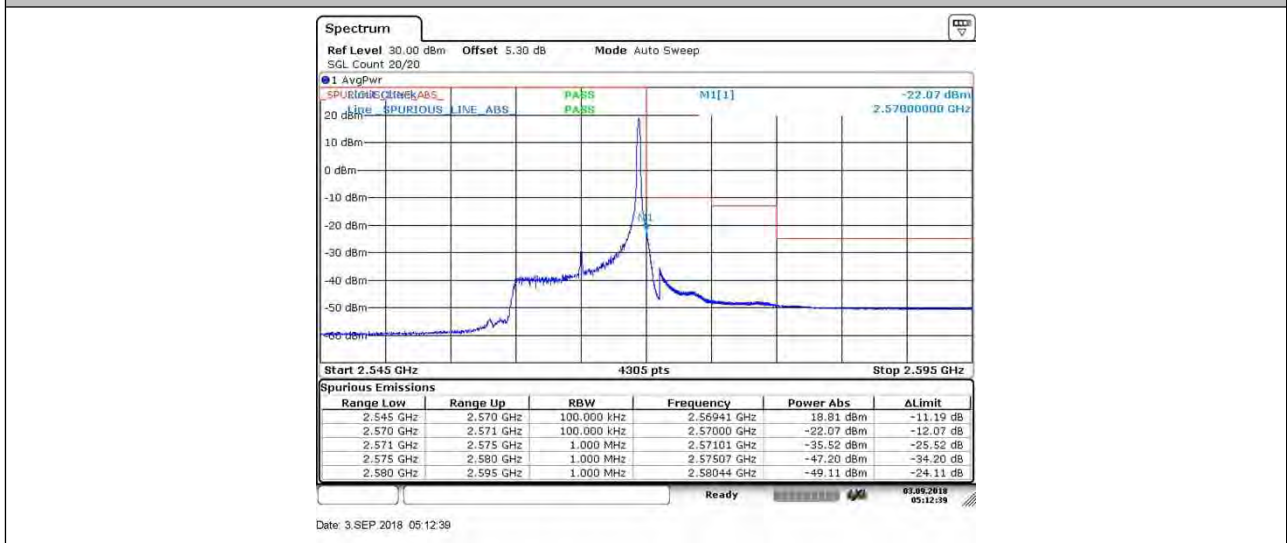
BAND 7_10MHz_64QAM_20800_1RB#0



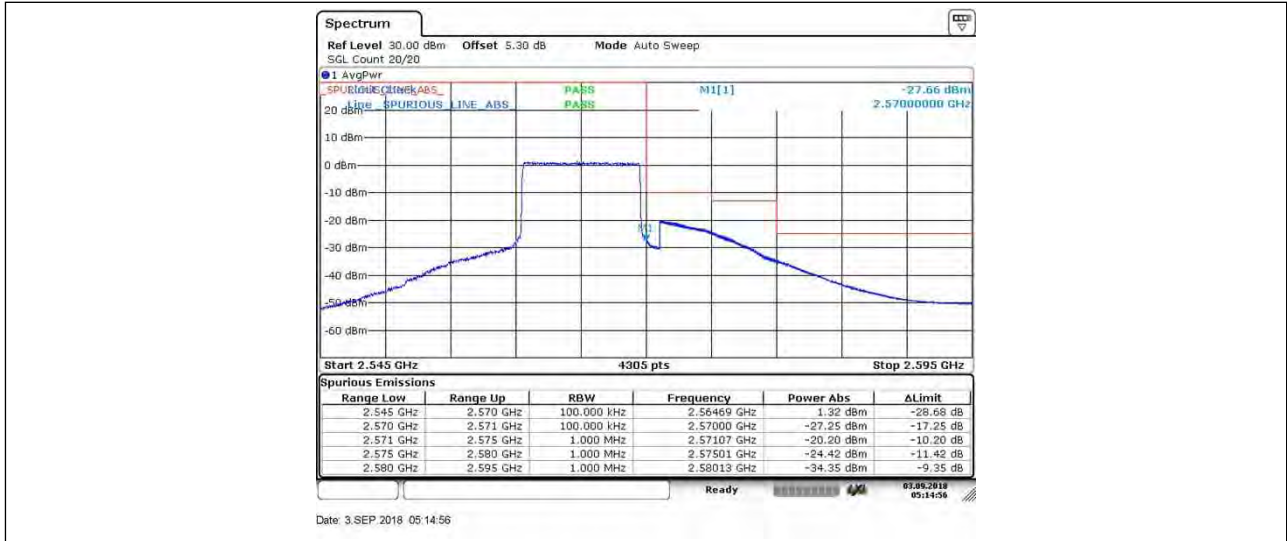
BAND 7_10MHz_64QAM_20800_50RB#0



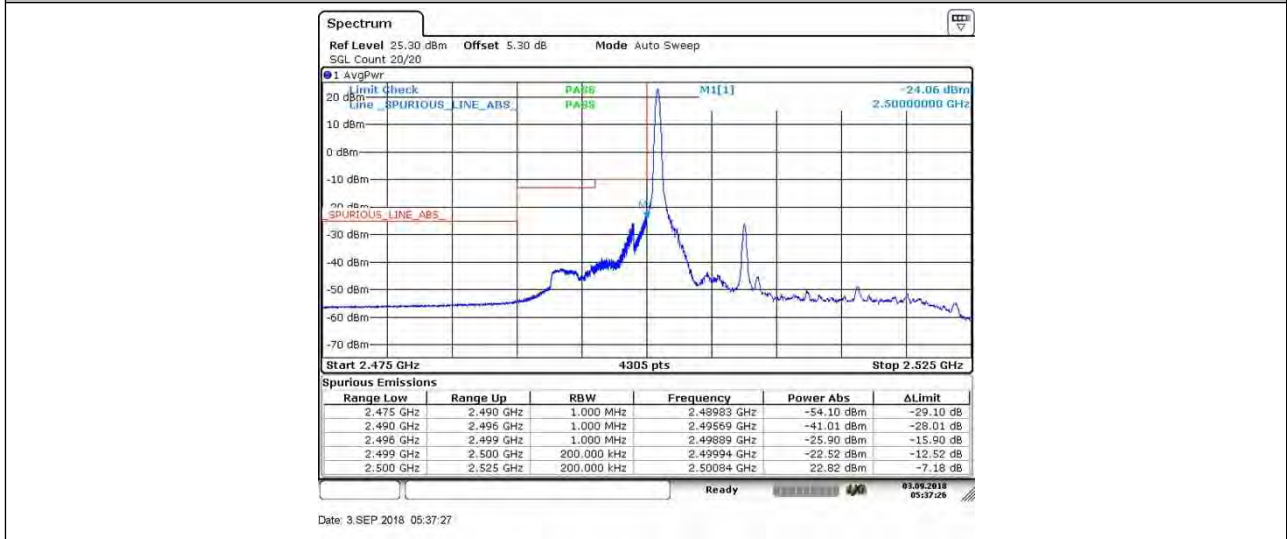
BAND 7_10MHz_64QAM_21400_1RB#49



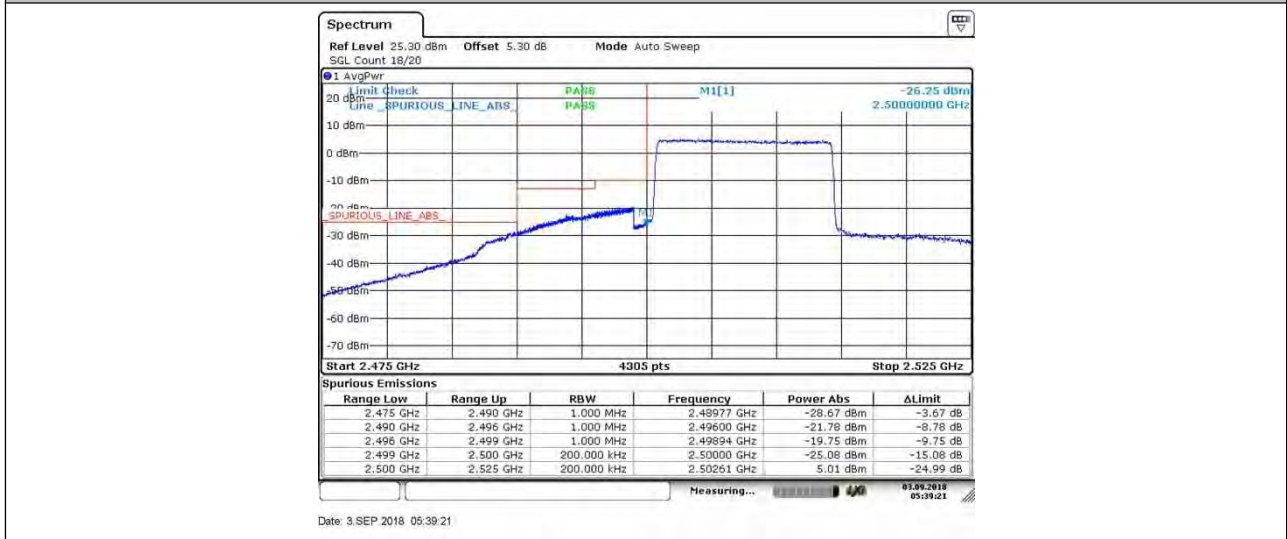
BAND 7_10MHz_64QAM_21400_50RB#0



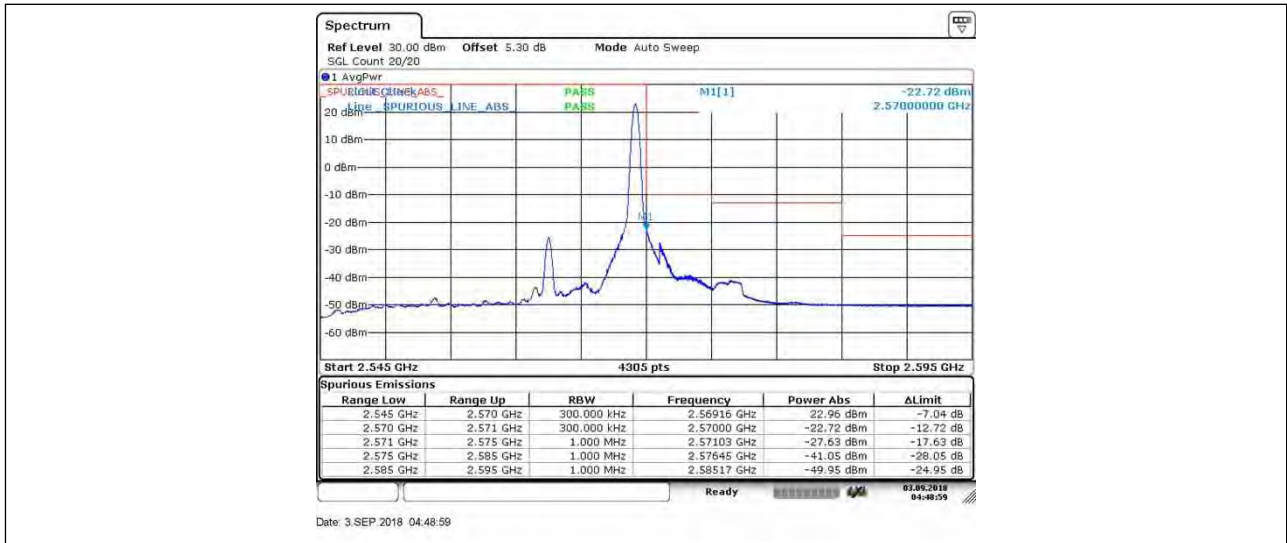
BAND 7_15MHz_QPSK_20825_1RB#0



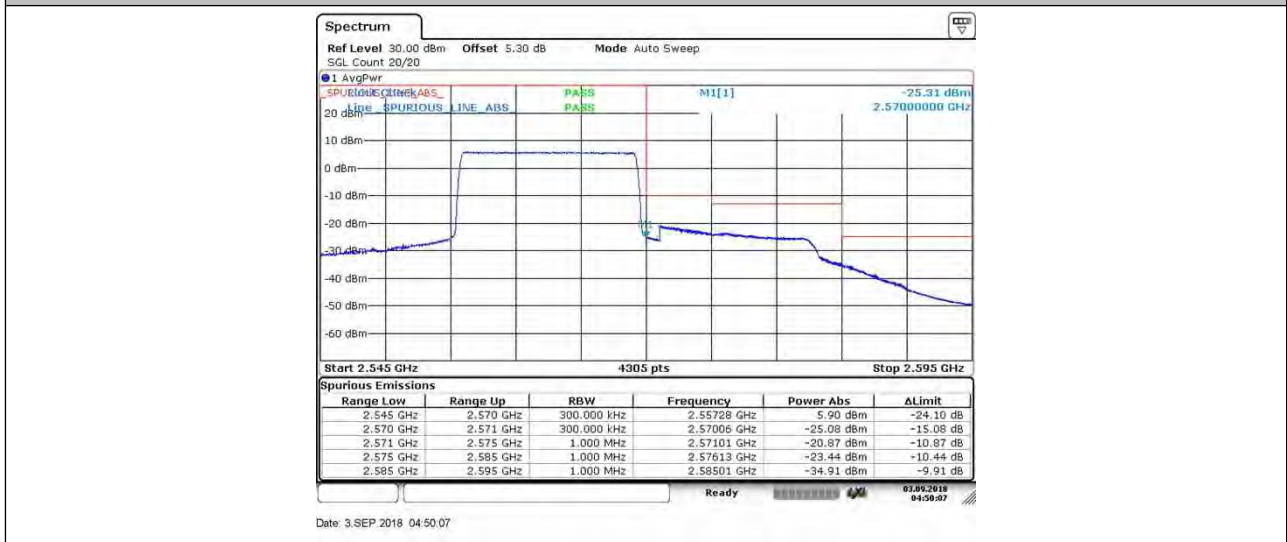
BAND 7_15MHz_QPSK_20825_75RB#0



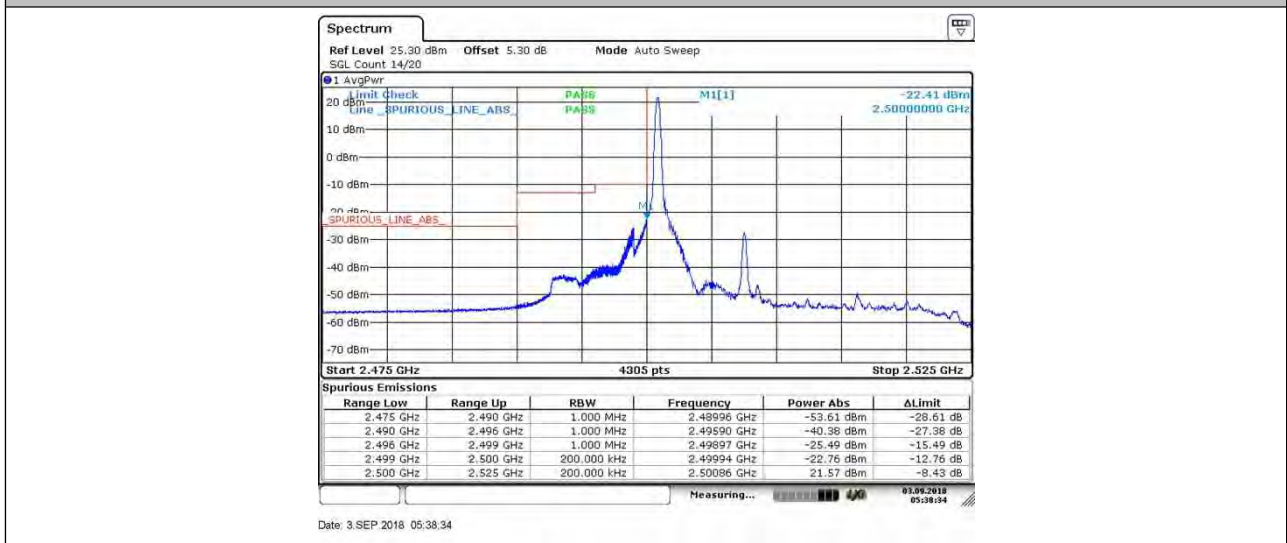
BAND 7_15MHz_QPSK_21375_1RB#74



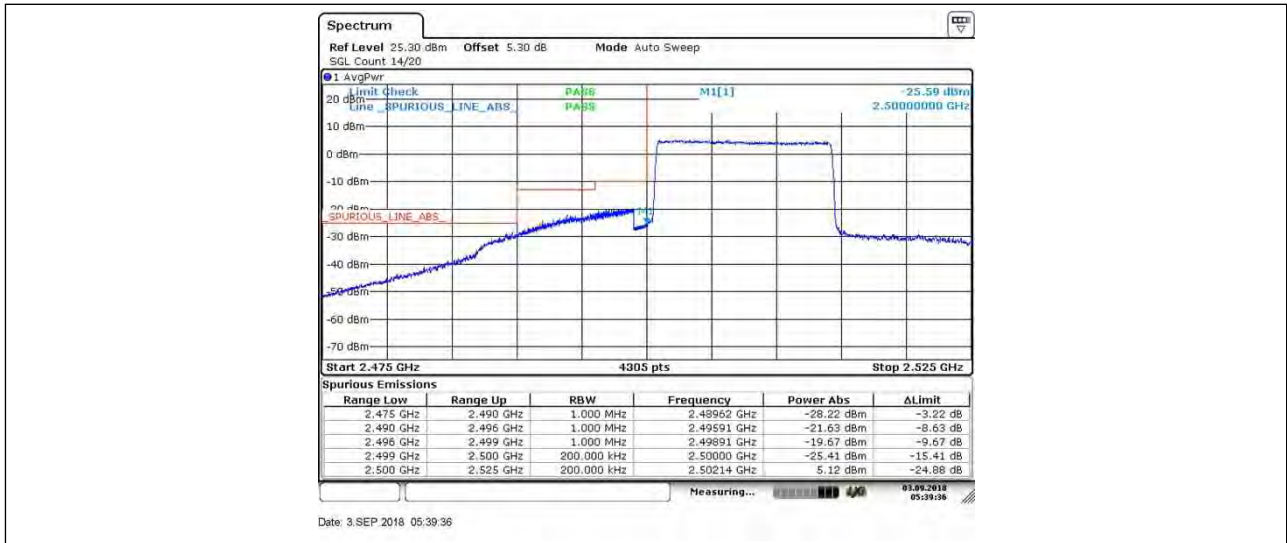
BAND 7_15MHz_QPSK_21375_75RB#0



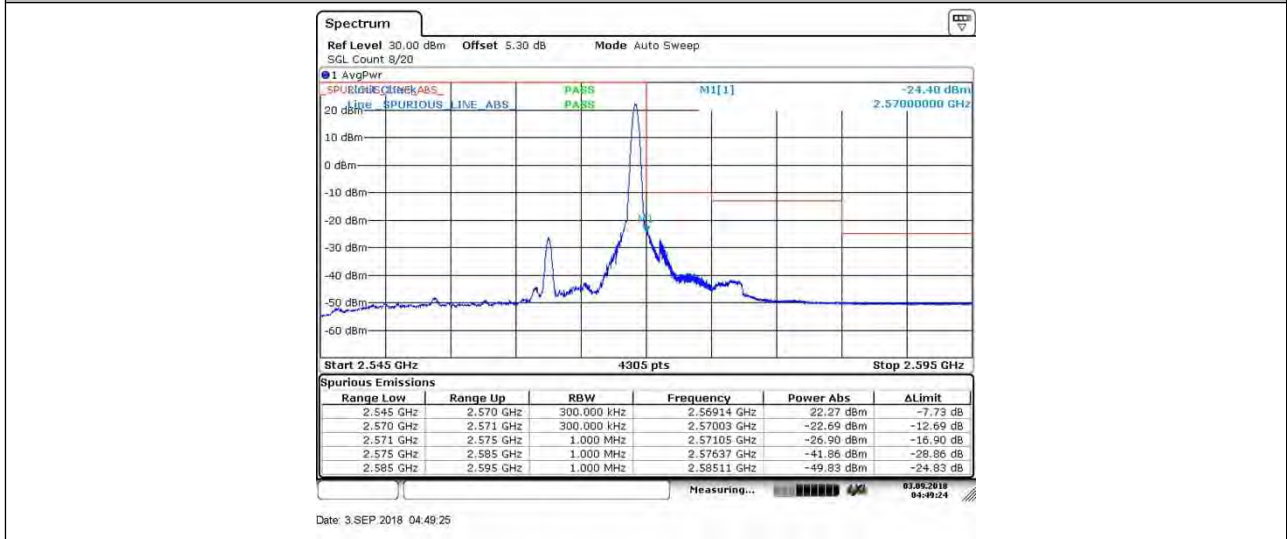
BAND 7_15MHz_16QAM_20825_1RB#0



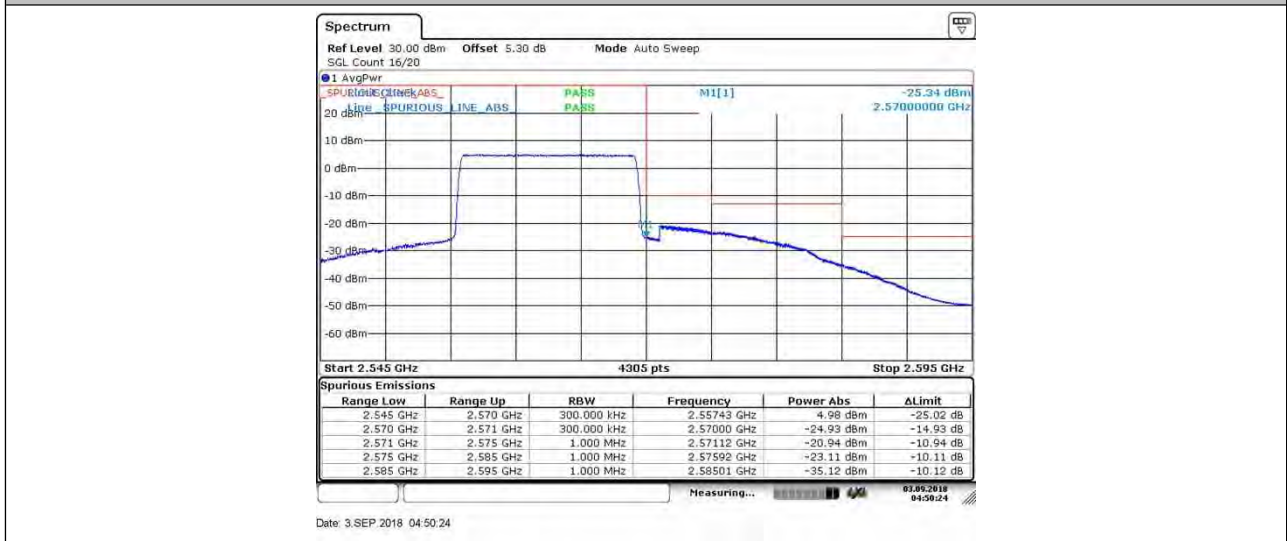
BAND 7_15MHz_16QAM_20825_75RB#0



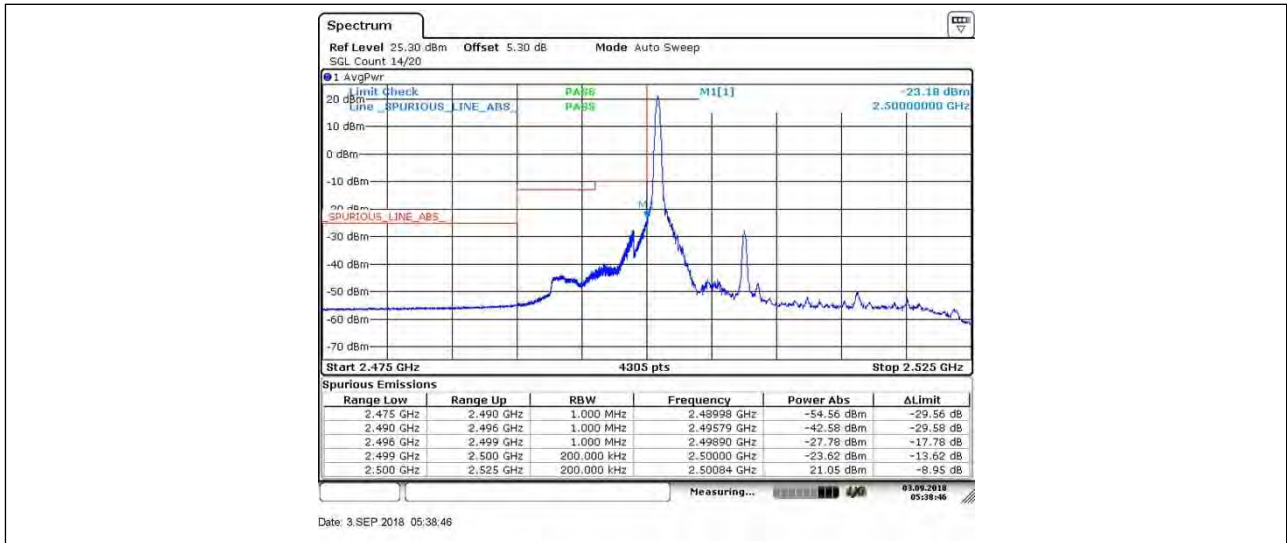
BAND 7_15MHz_16QAM_21375_1RB#74



BAND 7_15MHz_16QAM_21375_75RB#0



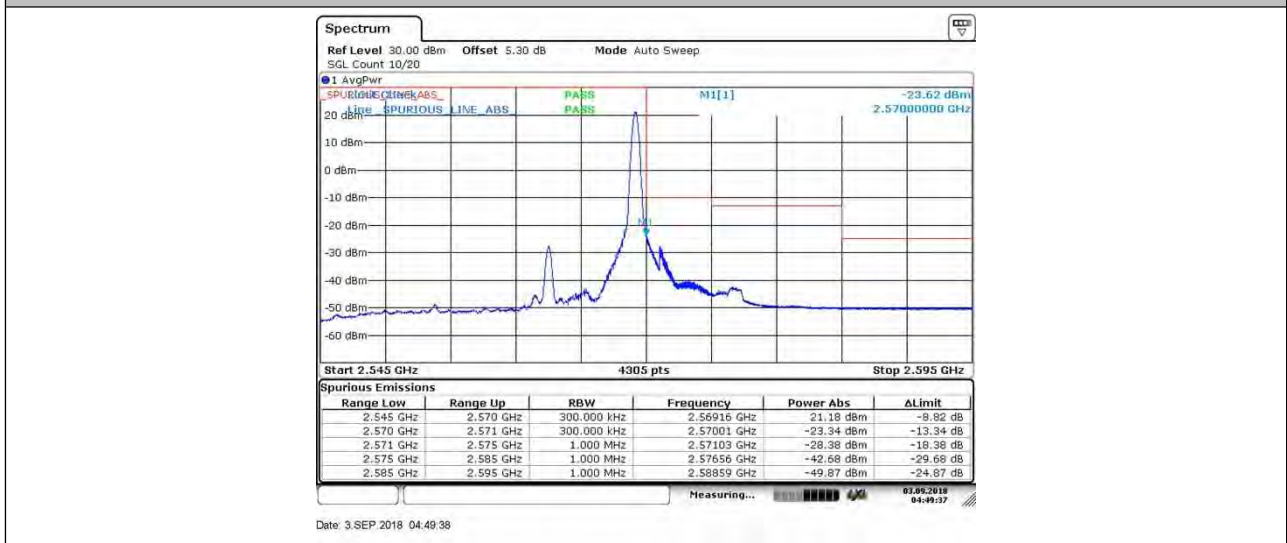
BAND 7_15MHz_64QAM_20825_1RB#0



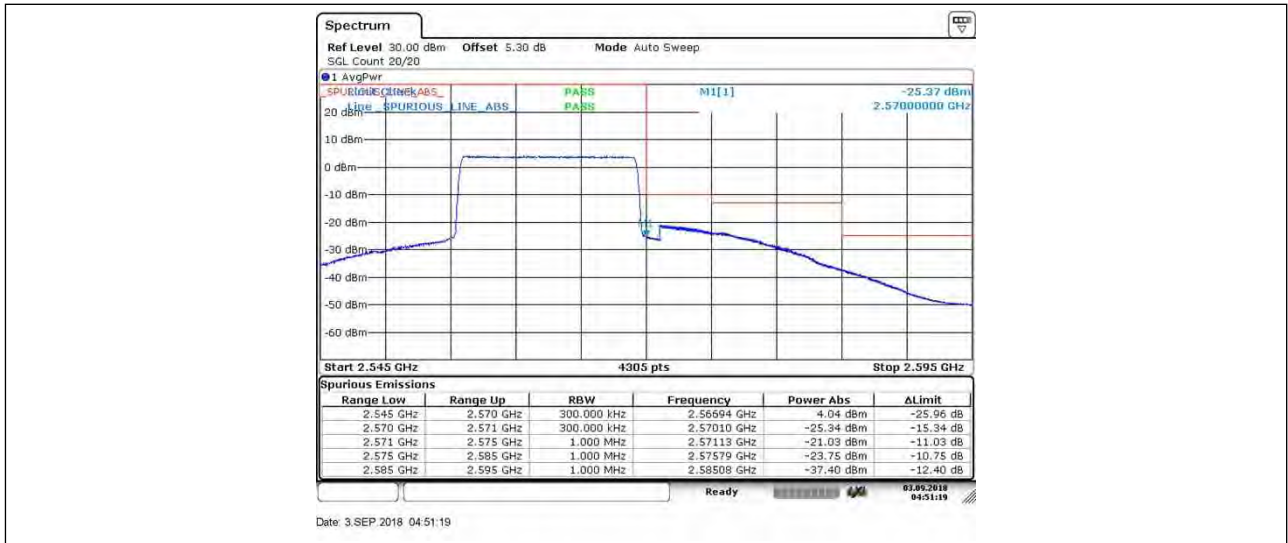
BAND 7_15MHz_64QAM_20825_75RB#0



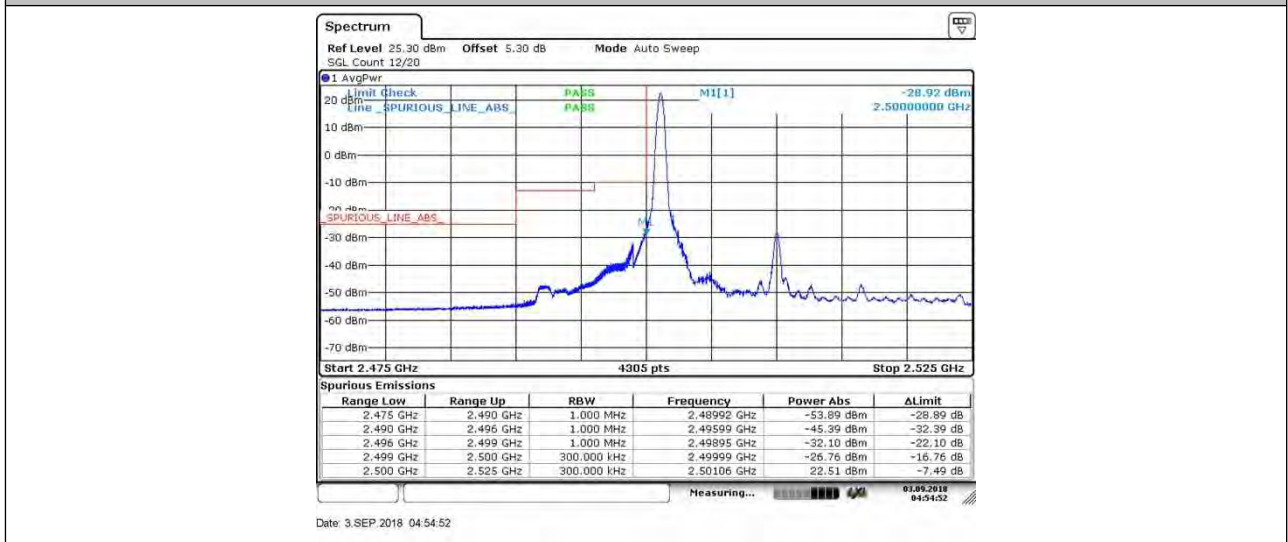
BAND 7_15MHz_64QAM_21375_1RB#74



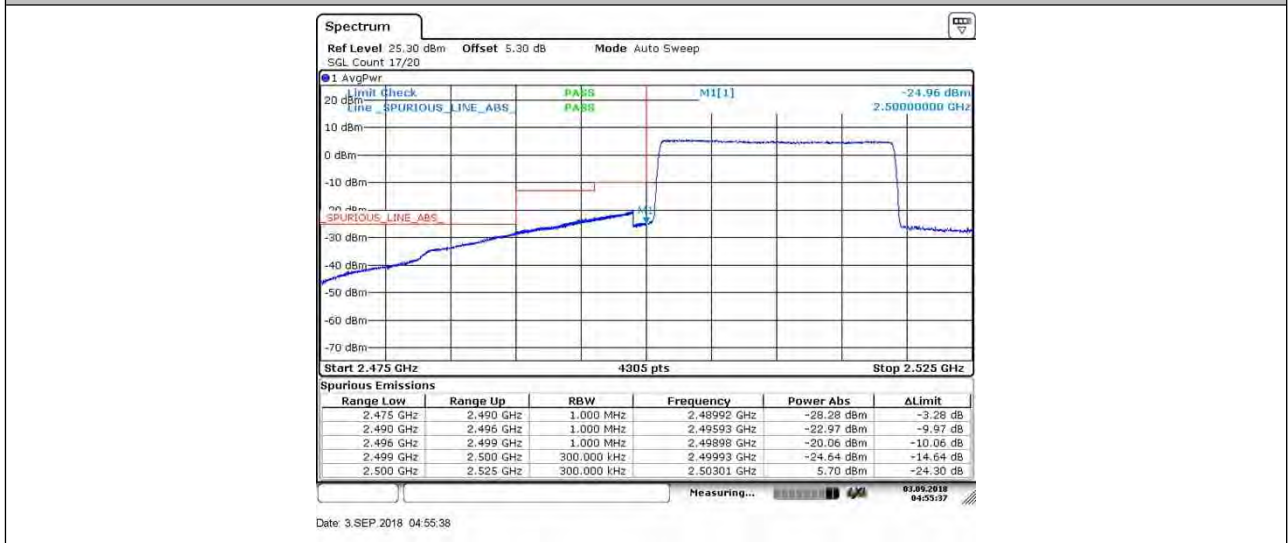
BAND 7_15MHz_64QAM_21375_75RB#0



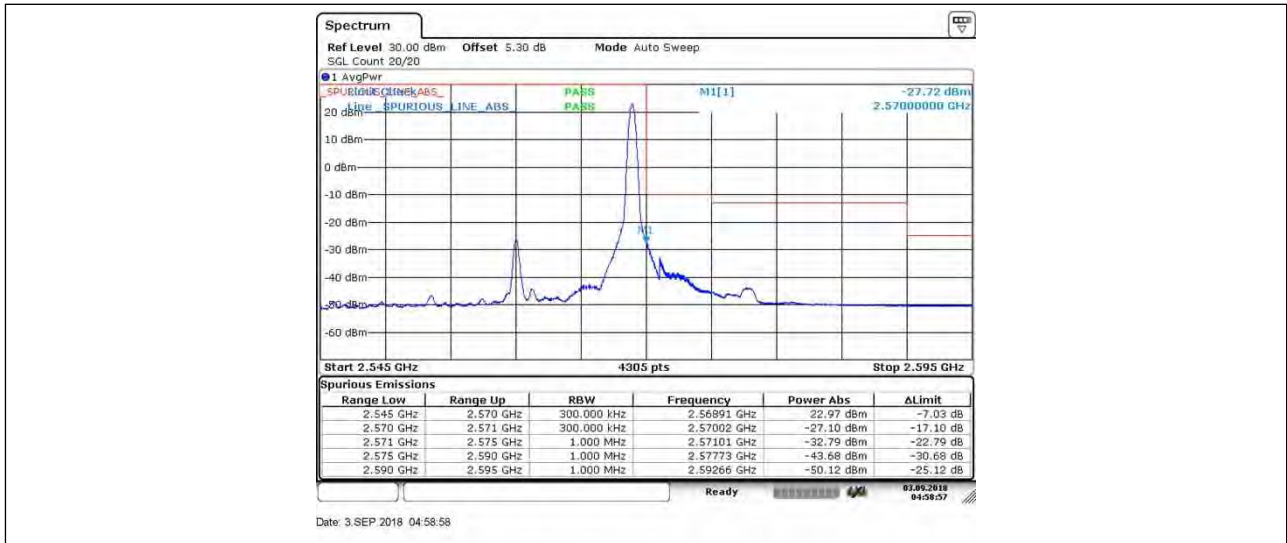
BAND 7_20MHz_QPSK_20850_1RB#0



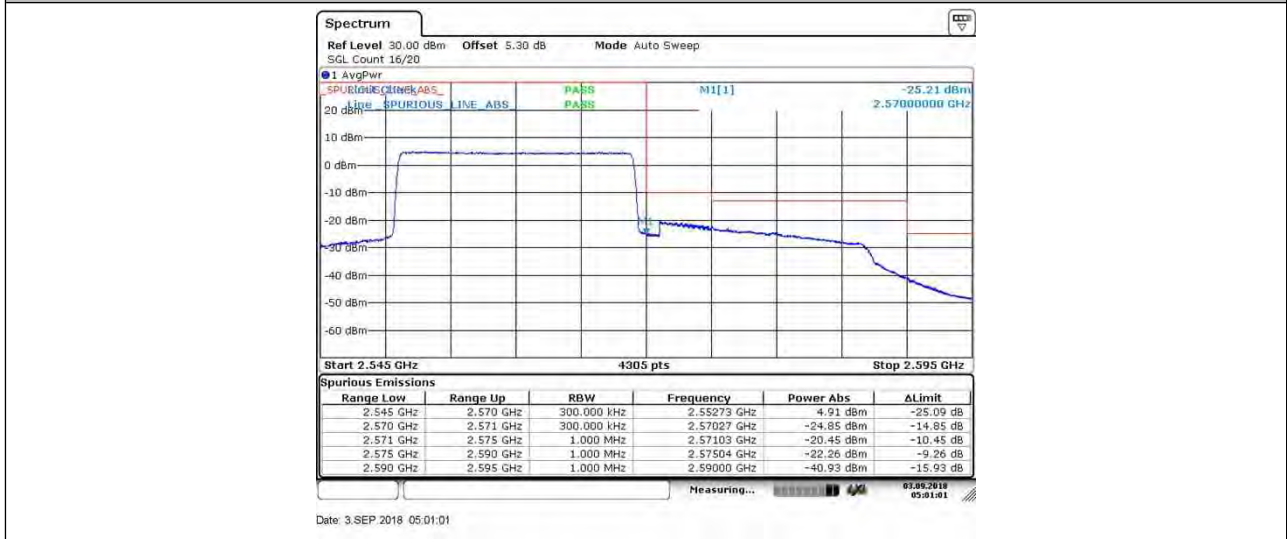
BAND 7_20MHz_QPSK_20850_100RB#0



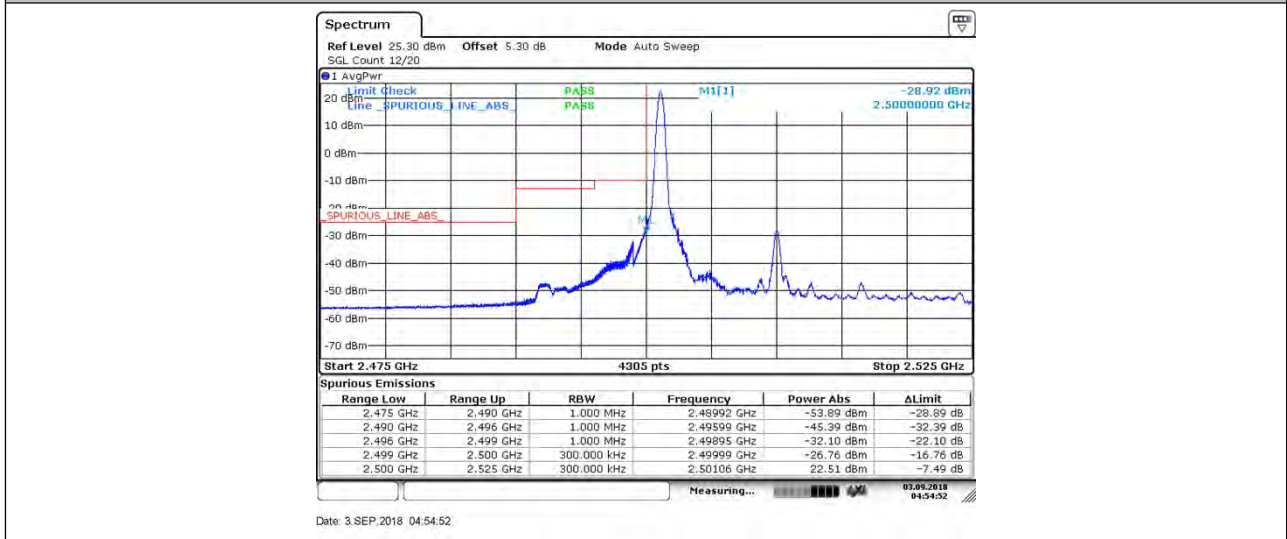
BAND 7_20MHz_QPSK_21350_1RB#99



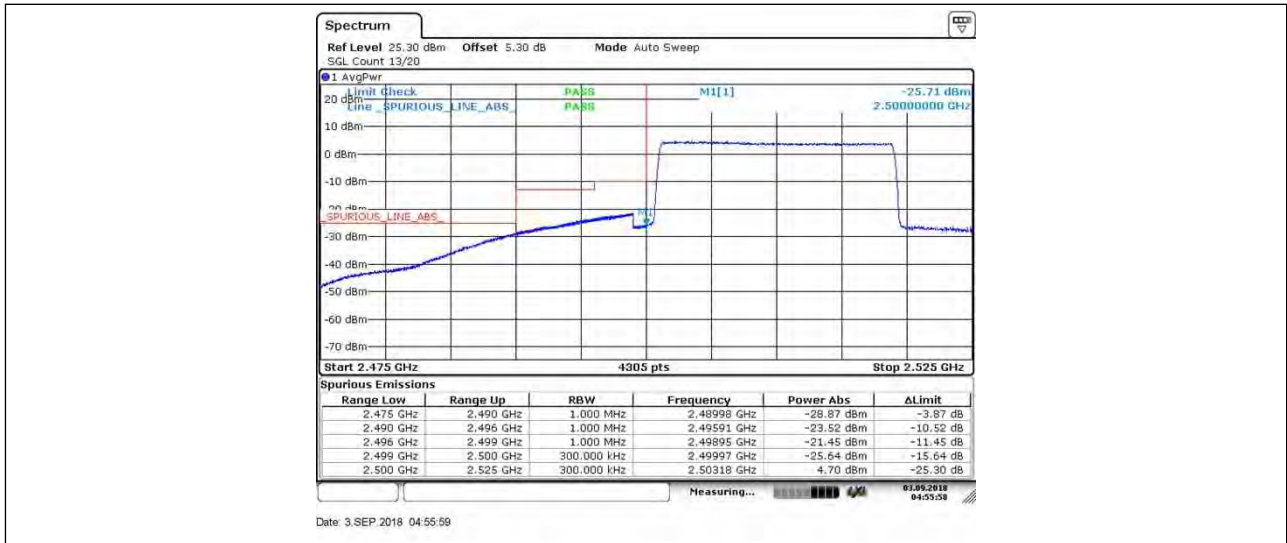
BAND 7_20MHz_QPSK_21350_100RB#0



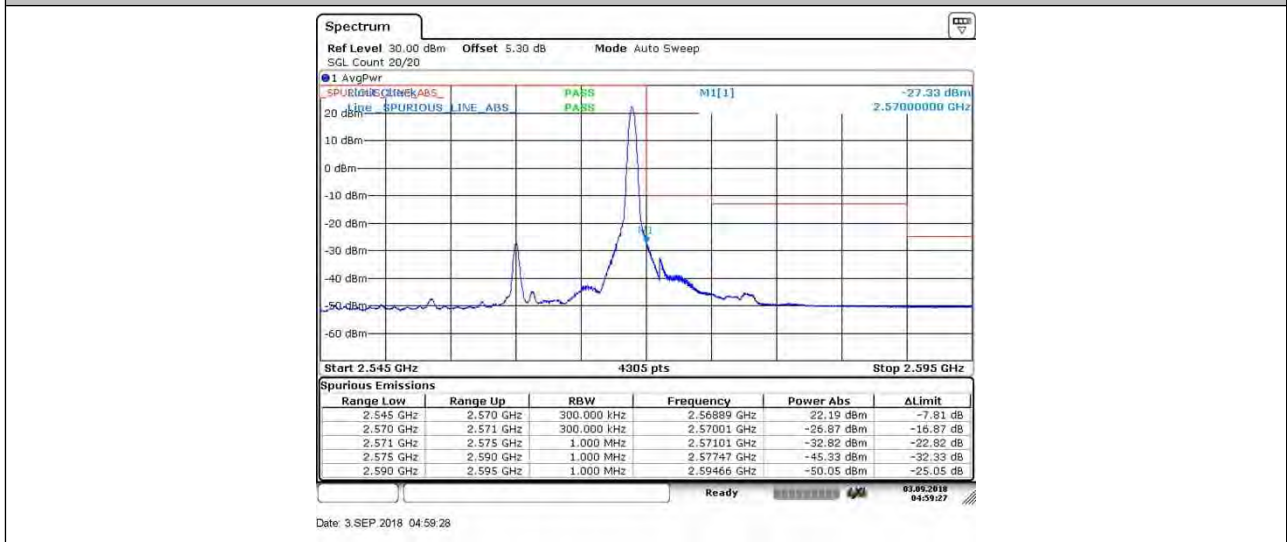
BAND 7_20MHz_16QAM_20850_1RB#0



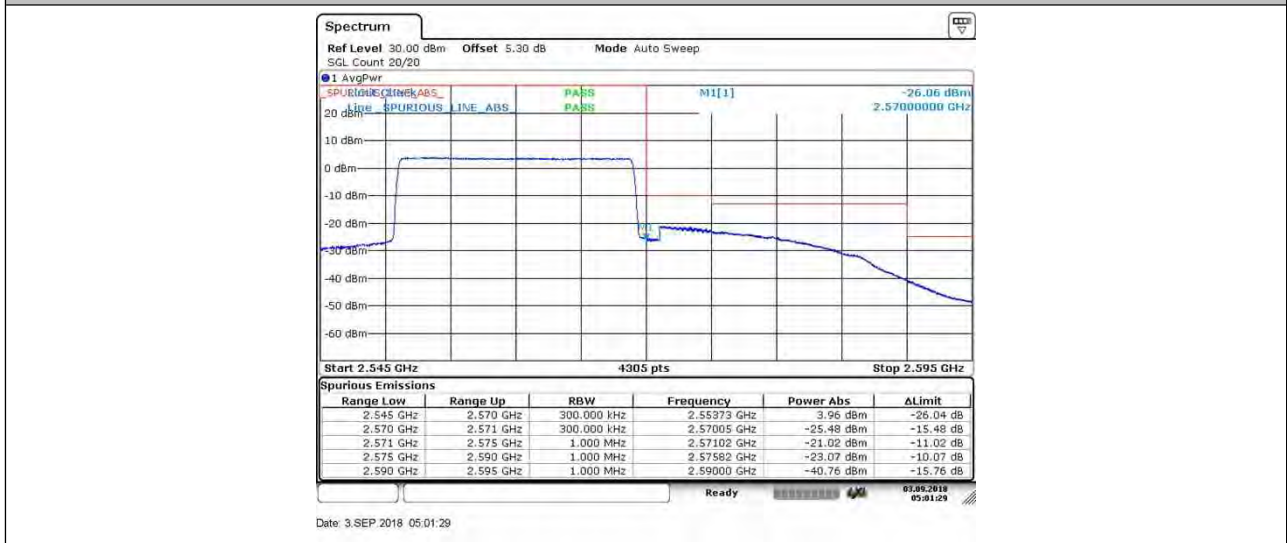
BAND 7_20MHz_16QAM_20850_100RB#0



BAND 7_20MHz_16QAM_21350_1RB#99



BAND 7_20MHz_16QAM_21350_100RB#0



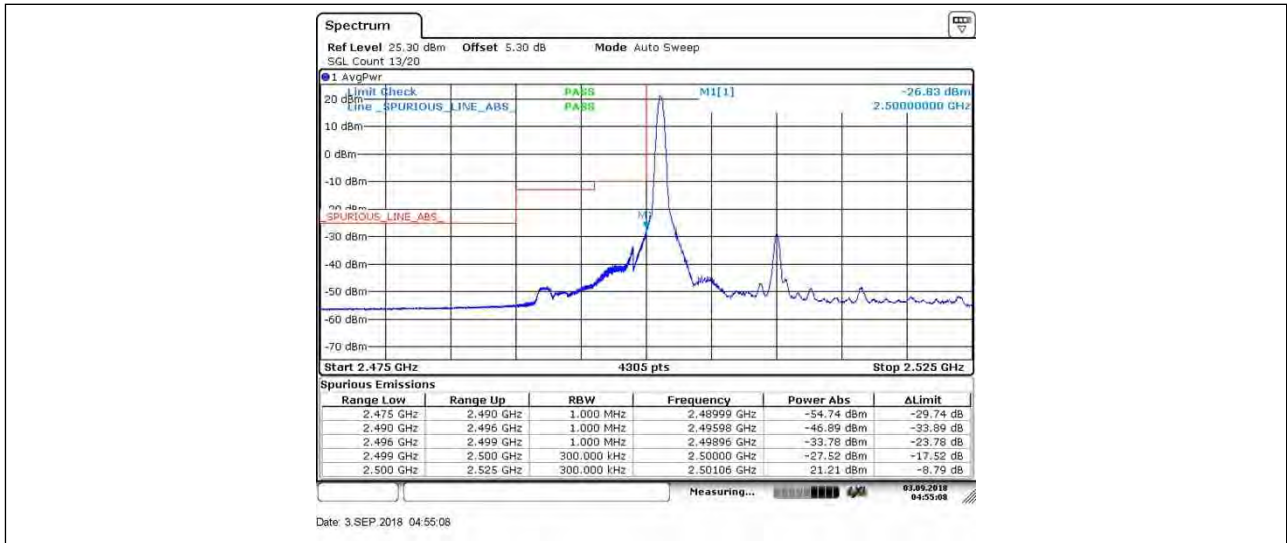
BAND 7_20MHz_64QAM_20850_1RB#0



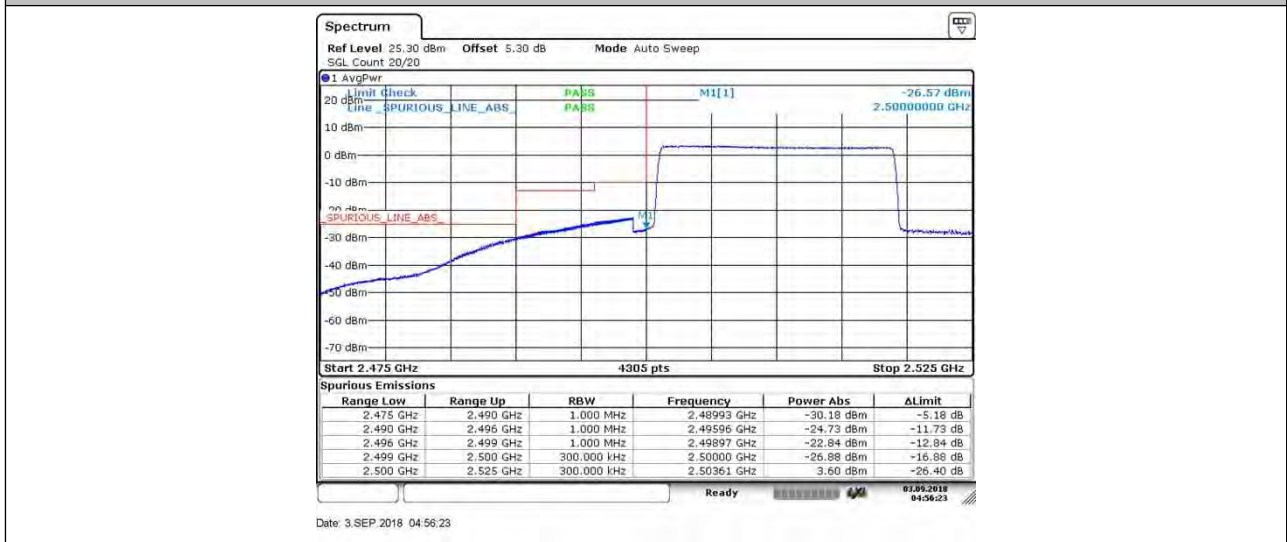
SGS-CSTC Standards Technical Services Co., Ltd. Shenzhen Branch

Report No.: SZEM180500437001

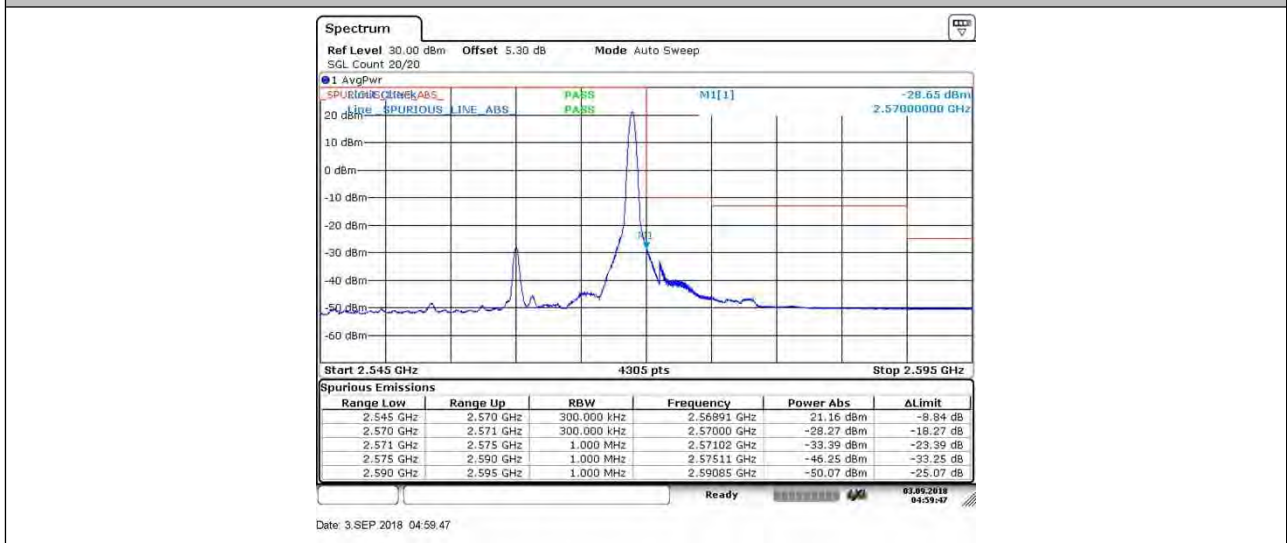
Page: 46 of 59



BAND 7_20MHz_64QAM_20850_100RB#0



BAND 7_20MHz_64QAM_21350_1RB#99



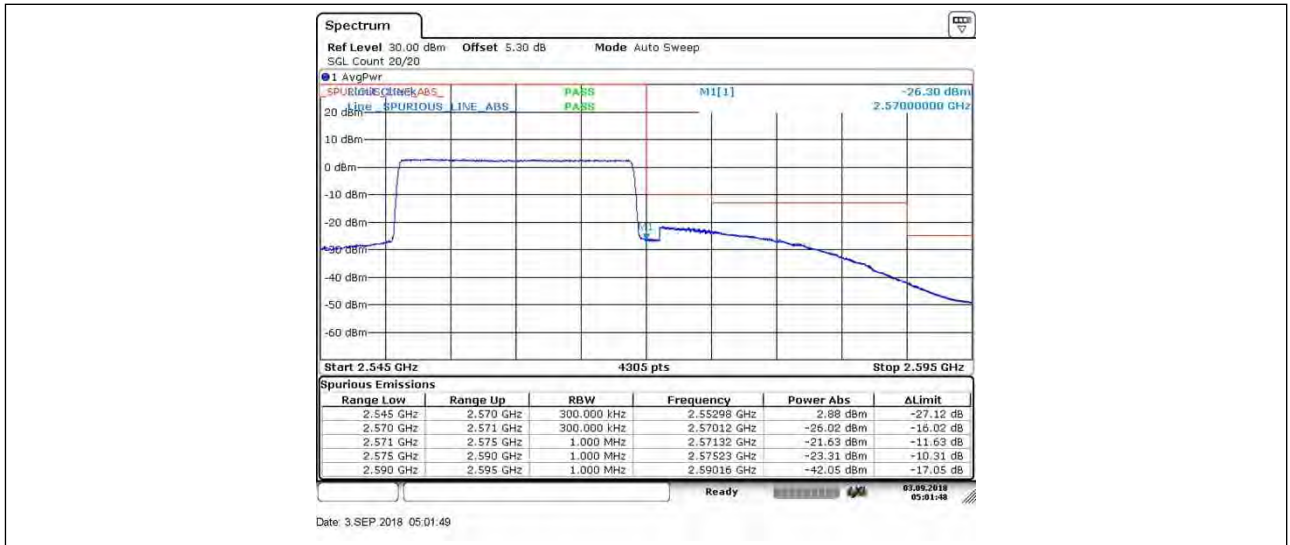
BAND 7_20MHz_64QAM_21350_100RB#0



SGS-CSTC Standards Technical Services Co., Ltd. Shenzhen Branch

Report No.: SZEM180500437001

Page: 47 of 59

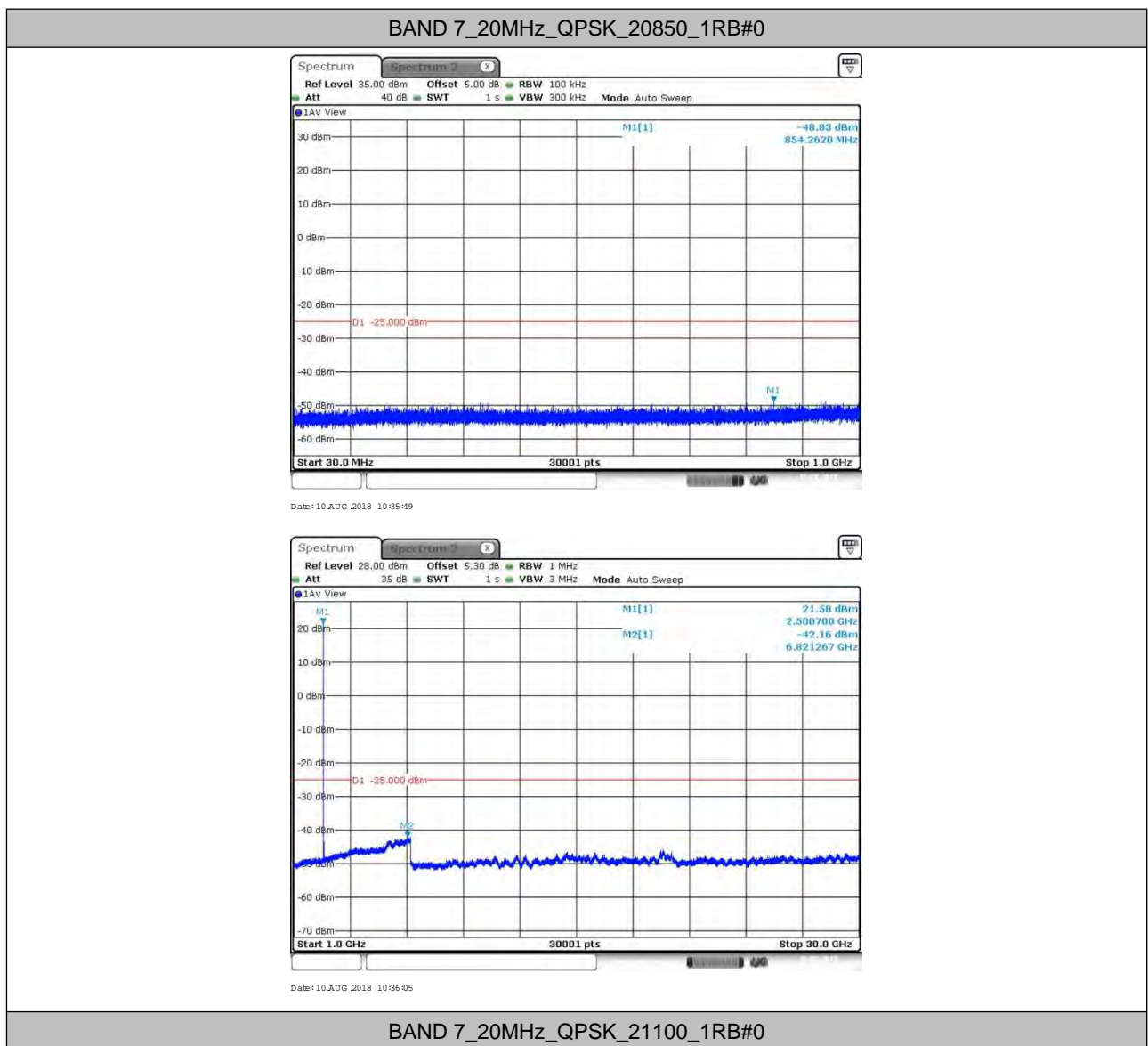


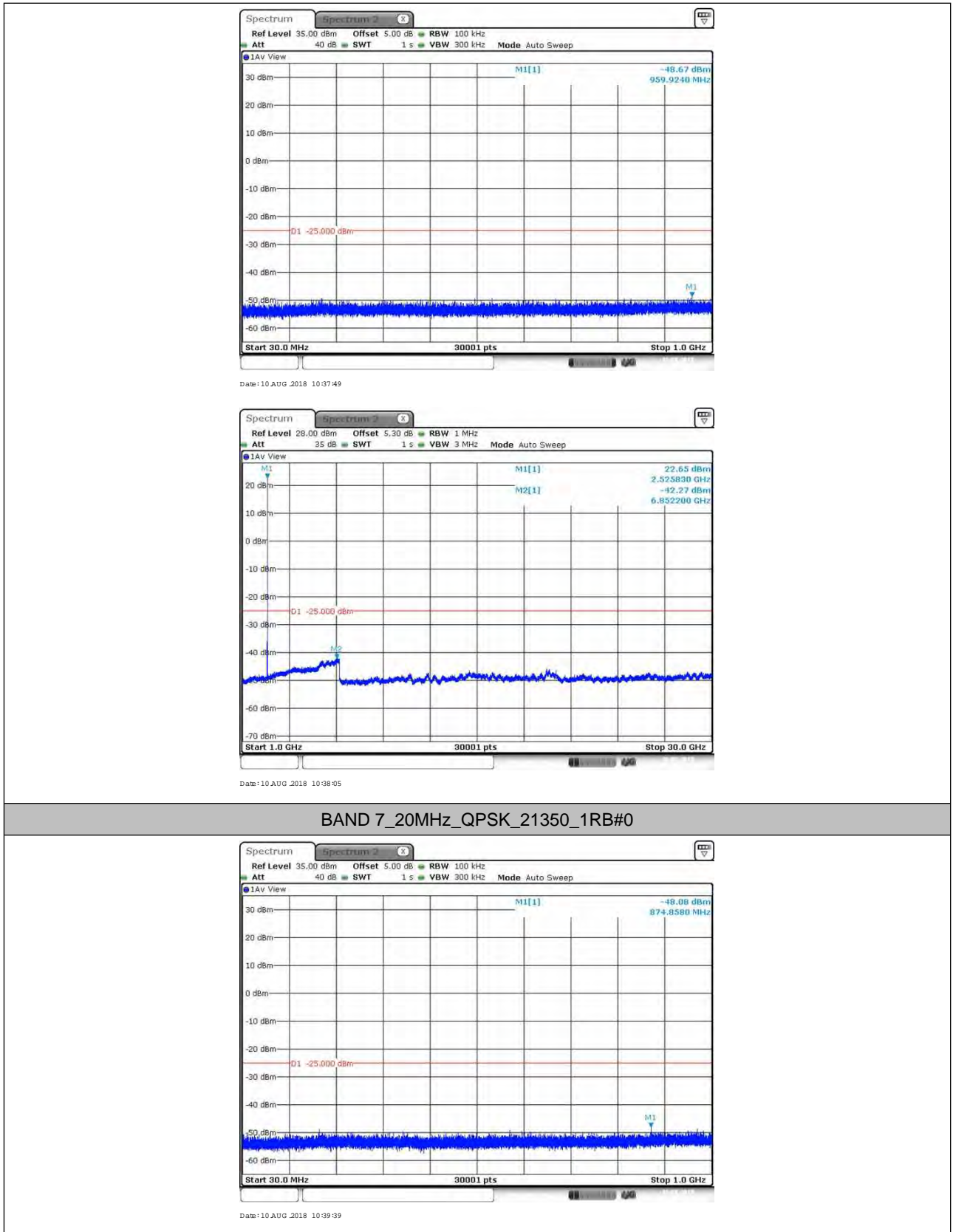
6. Spurious Emission at Antenna Terminal

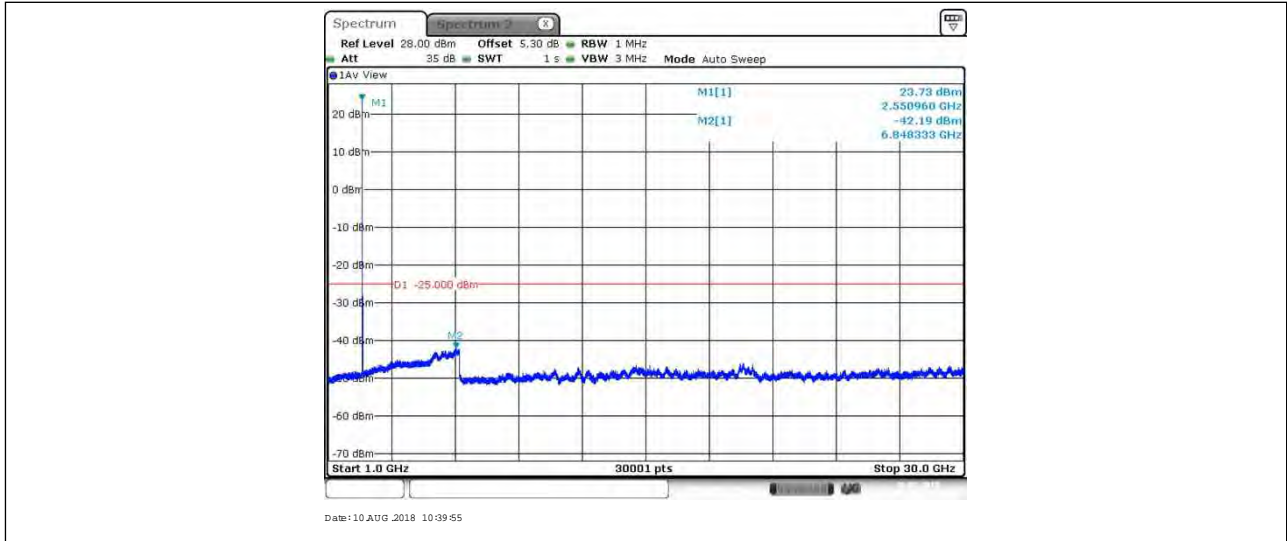
NOTE1: For the averaged unwanted emissions measurements, the measurement points in each sweep is greater than twice the Span/RBW in order to ensure bin-to-bin spacing of $< RBW/2$ so that narrowband signals are not lost between frequency bins. As to the present test item, the "Measurement Points = $k * (Span / RBW)$ " with k between 4 and 5, which results in an acceptable level error of less than 0.5 dB.

NOTE2: only the worst case data displayed in this report.

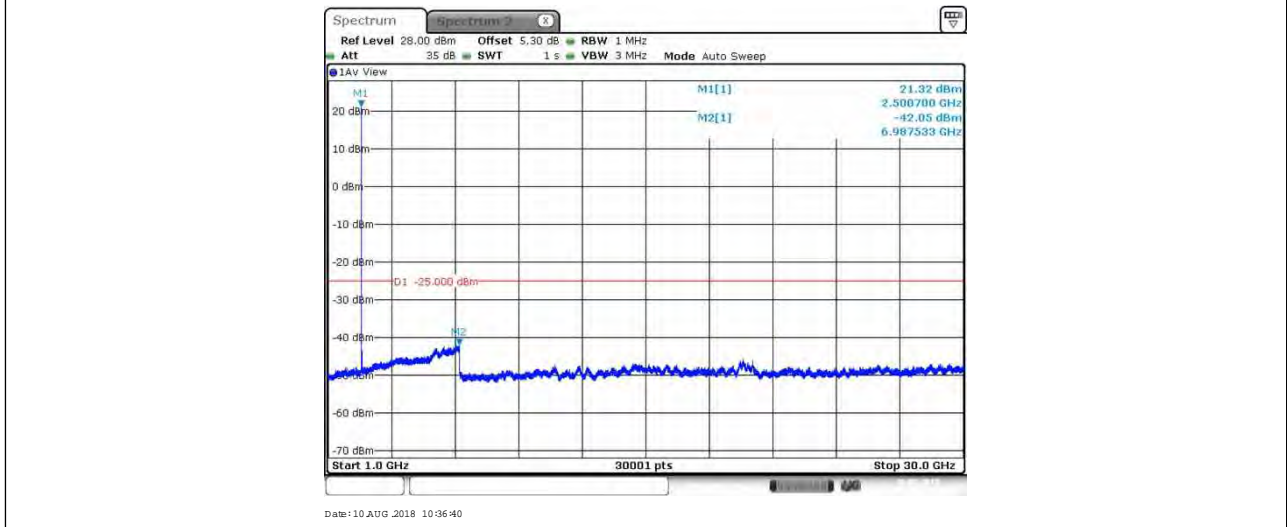
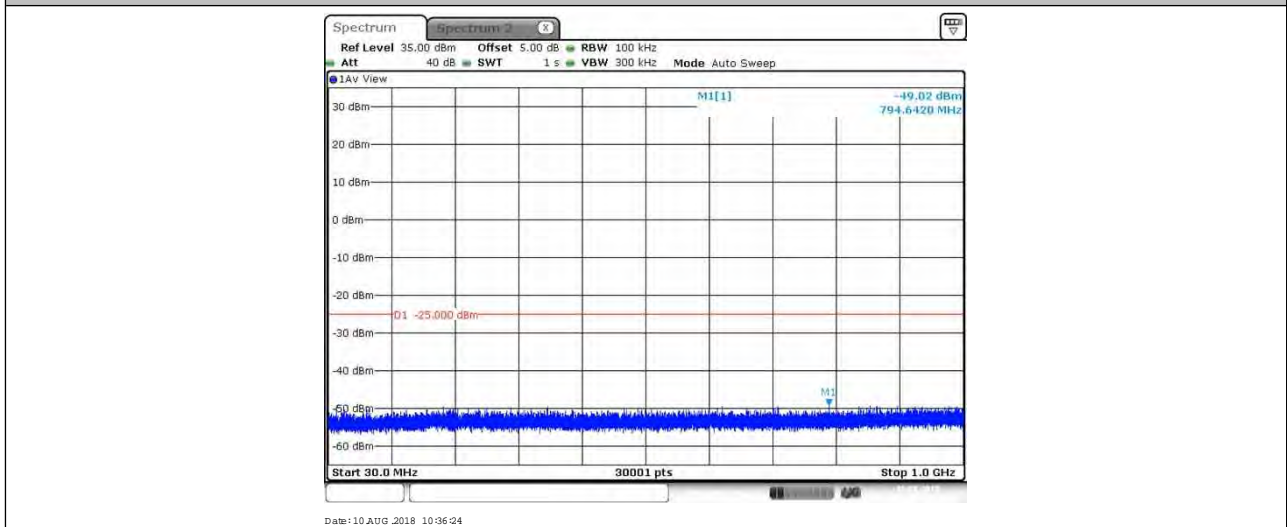
6.1. Test Plots



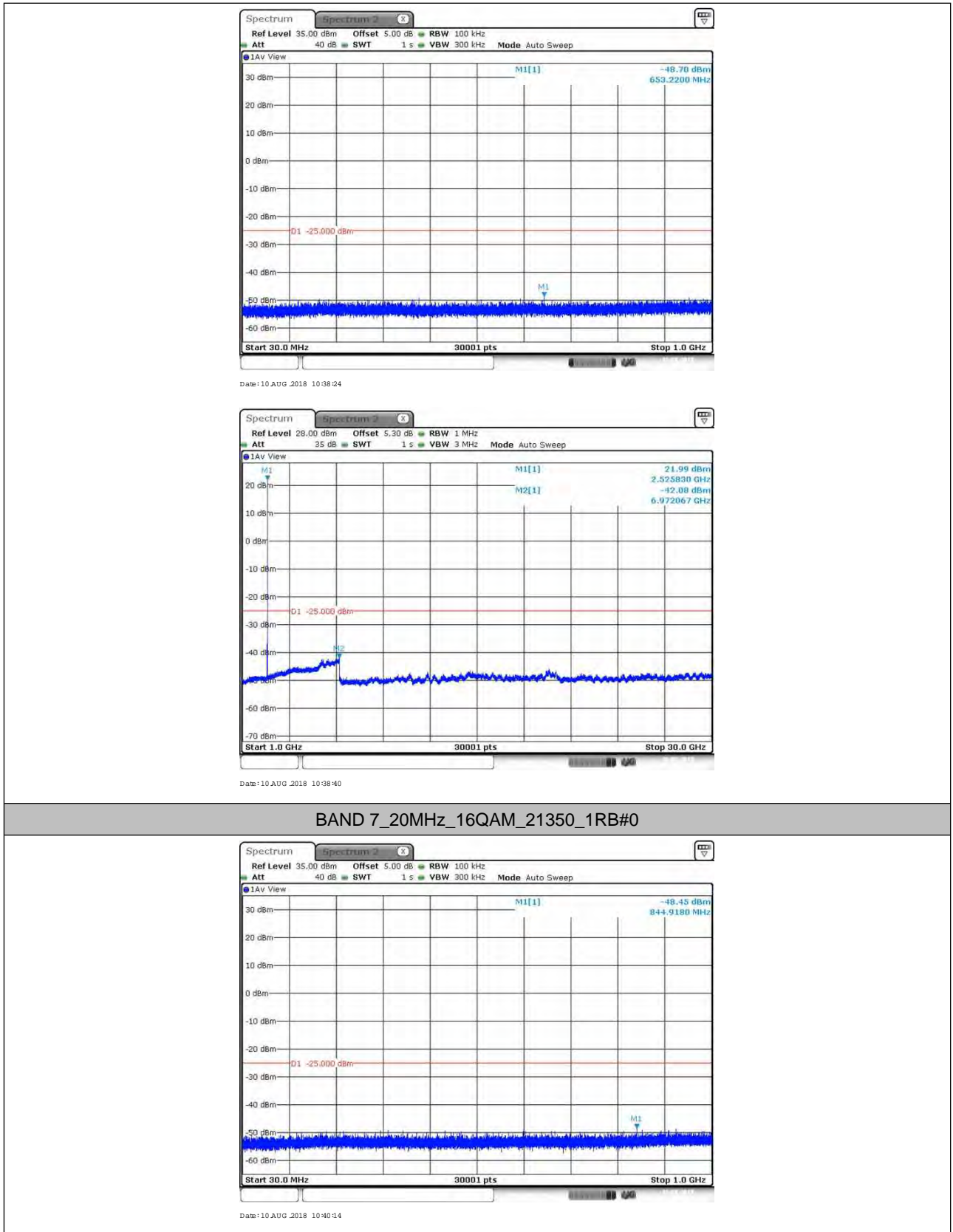




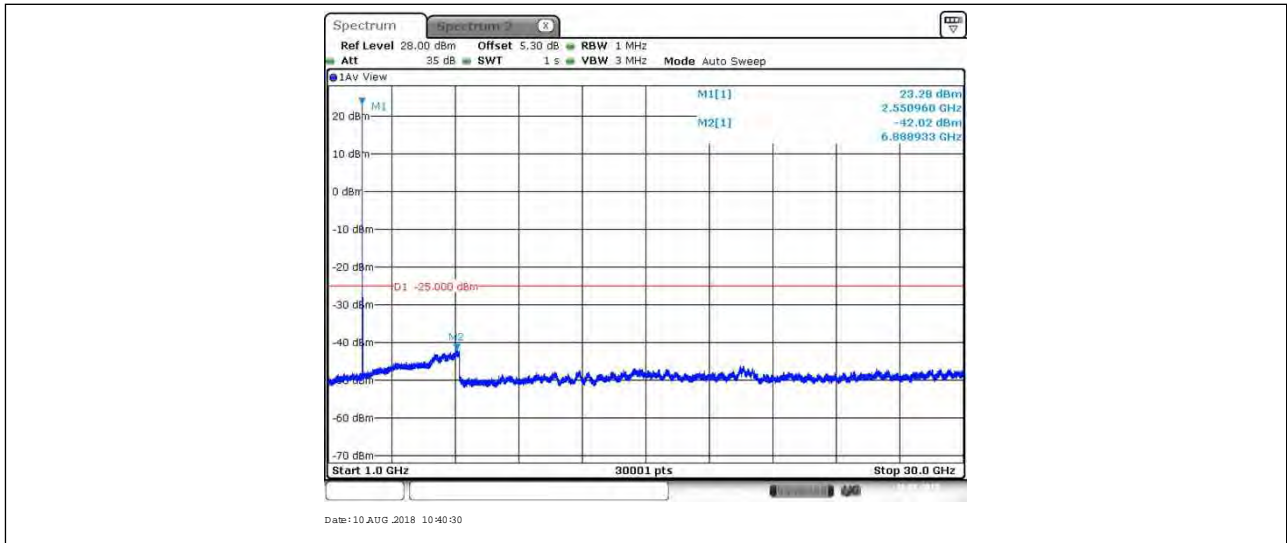
BAND 7_20MHz_16QAM_20850_1RB#0



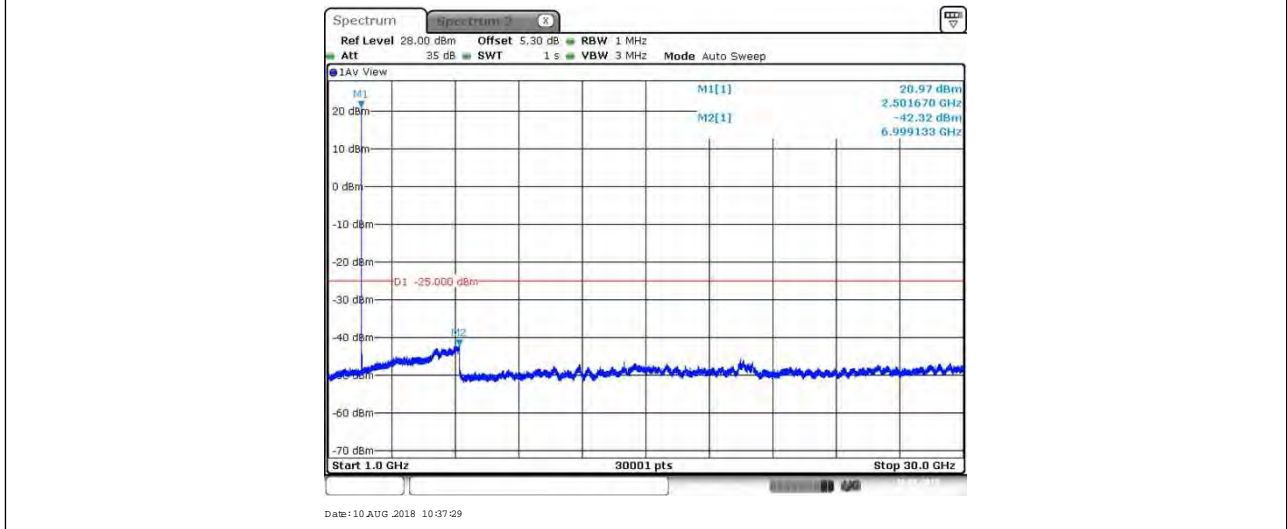
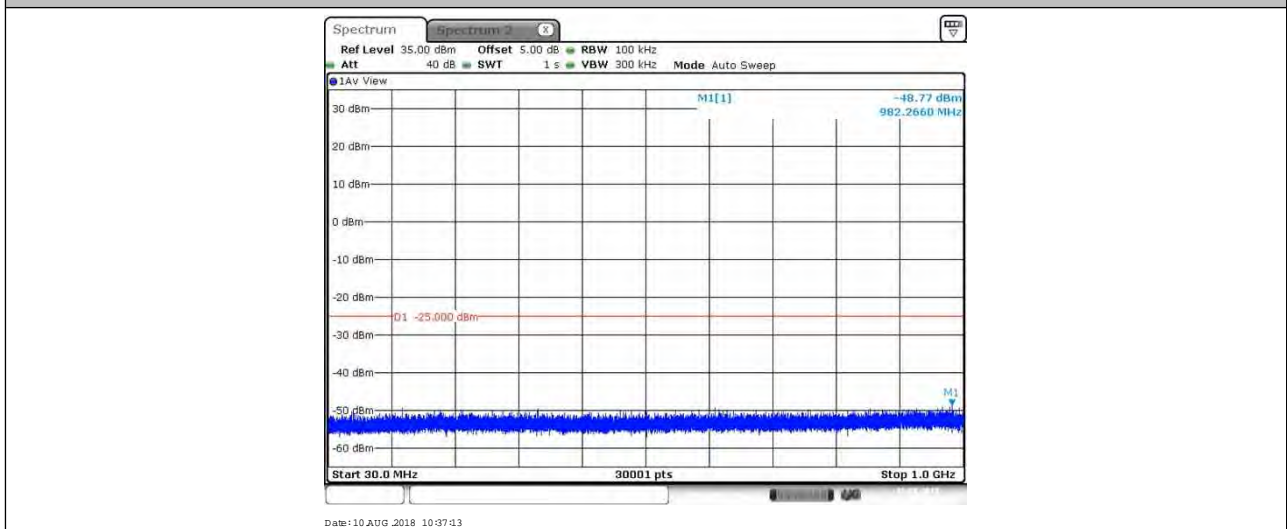
BAND 7_20MHz_16QAM_21100_1RB#0



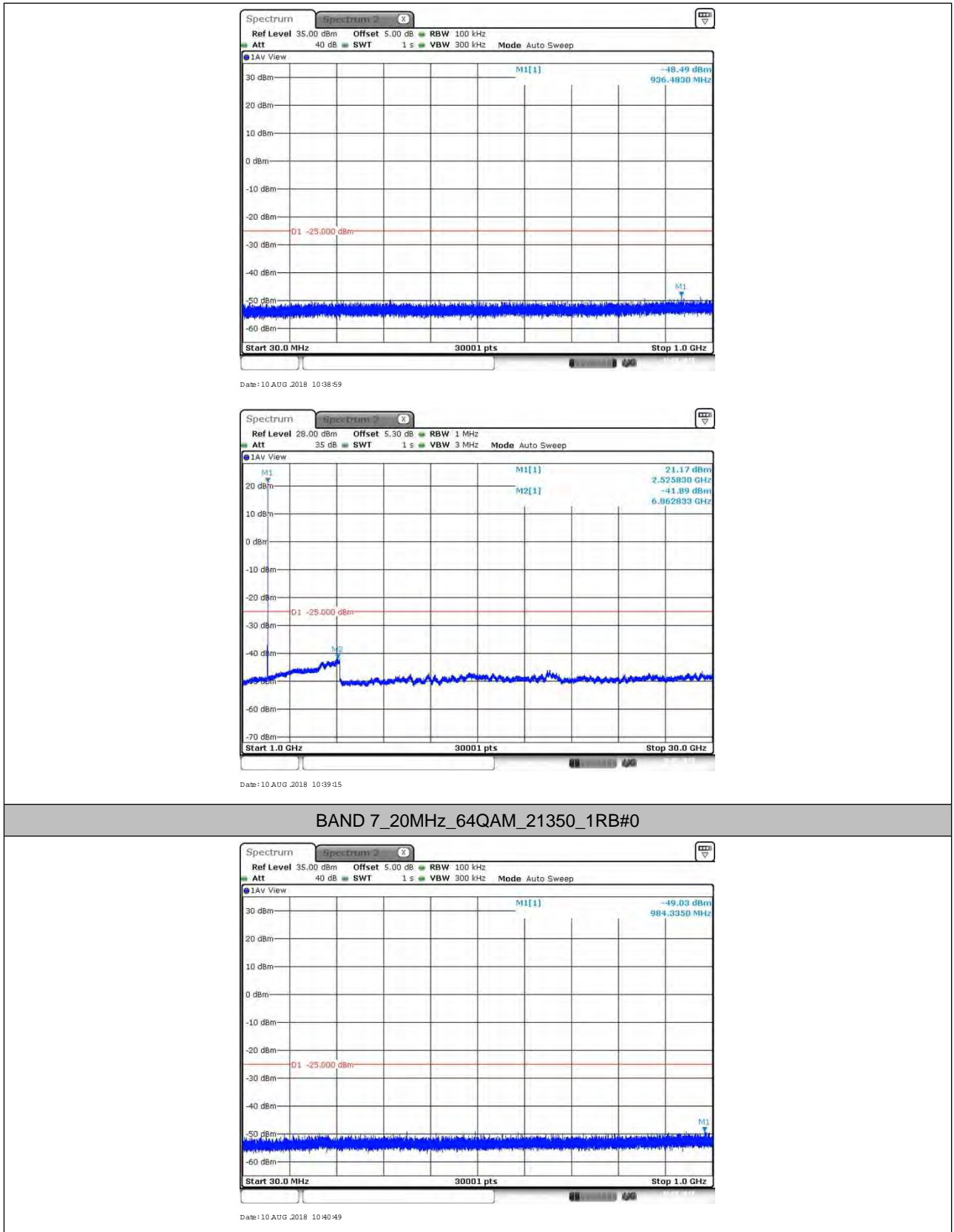
BAND 7_20MHz_16QAM_21350_1RB#0



BAND 7_20MHz_64QAM_20850_1RB#0



BAND 7_20MHz_64QAM_21100_1RB#0



BAND 7_20MHz_64QAM_21350_1RB#0



7. Field Strength of Spurious Radiation

7.1. Test BAND = LTE BAND 7

7.1.1. Test Mode = LTE/TM1 20MHz

7.1.1.1. Test Channel = LCH

Frequency (MHz)	Level (dBm)	Limit Line (dBm)	Margin (dB)	Polarization
64.050000	-81.72	-25.00	56.72	Vertical
104.250000	-65.37	-25.00	40.37	Vertical
1980.500000	-52.80	-25.00	27.80	Vertical
3908.700000	-68.18	-25.00	43.18	Vertical
5002.000000	-65.35	-25.00	40.35	Vertical
7932.200000	-63.76	-25.00	38.76	Vertical
55.850000	-78.09	-25.00	53.09	Horizontal
104.300000	-81.12	-25.00	56.12	Horizontal
1980.500000	-49.03	-25.00	24.03	Horizontal
4293.825000	-66.87	-25.00	41.87	Horizontal
5002.000000	-65.55	-25.00	40.55	Horizontal
7960.475000	-63.75	-25.00	38.75	Horizontal

7.1.1.2. Test Channel = MCH

Frequency (MHz)	Level (dBm)	Limit Line (dBm)	Margin (dB)	Polarization
64.150000	-81.80	-25.00	56.80	Vertical
104.300000	-65.39	-25.00	40.39	Vertical
2005.500000	-56.38	-25.00	31.38	Vertical
3893.750000	-68.08	-25.00	43.08	Vertical
5052.050000	-64.60	-25.00	39.60	Vertical
7954.300000	-63.77	-25.00	38.77	Vertical
62.600000	-78.01	-25.00	53.01	Horizontal
104.300000	-80.80	-25.00	55.80	Horizontal
2005.500000	-49.29	-25.00	24.29	Horizontal
4293.825000	-66.93	-25.00	41.93	Horizontal
5052.050000	-63.91	-25.00	38.91	Horizontal
9236.100000	-63.79	-25.00	38.79	Horizontal



7.1.1.3. Test Channel = HCH

Frequency (MHz)	Level (dBm)	Limit Line (dBm)	Margin (dB)	Polarization
64.950000	-82.38	-25.00	57.38	Vertical
124.950000	-87.14	-25.00	62.14	Vertical
345.450000	-86.11	-25.00	61.11	Vertical
5102.100000	-63.51	-25.00	38.51	Vertical
7856.475000	-63.73	-25.00	38.73	Vertical
10634.575000	-63.12	-25.00	38.12	Vertical
62.250000	-77.93	-25.00	52.93	Horizontal
104.250000	-85.75	-25.00	60.75	Horizontal
473.008333	-84.16	-25.00	59.16	Horizontal
5102.100000	-65.41	-25.00	40.41	Horizontal
7238.325000	-64.84	-25.00	39.84	Horizontal
10631.325000	-63.49	-25.00	38.49	Horizontal

NOTE:

- 1) All modes are tested, but the data presented above is the worst case. the disturbance above 13GHz and below 30MHz was very low, and the above harmonics were the highest point could be found when testing, so only the above harmonics had been displayed.
- 2) We have tested all modulation and all Bandwidth, but only the worst case data presented in this report.



8. Frequency Stability

8.1. Frequency Vs Voltage

BAND	Bandwidth	Modulation	Channel	RB Configure	Voltage		Deviation (Hz)	Deviation (ppm)	Limit (ppm)	Verdict
					Voltage [Vdc]	Temperature (°C)				
BAND7	20MHz	QPSK	20850	100RB#0	VH	NT	-0.90	-0.000359	±2.5	PASS
				100RB#0	VL	NT	-3.90	-0.001554	±2.5	PASS
				100RB#0	VN	NT	-0.70	-0.000279	±2.5	PASS
			21100	100RB#0	VH	NT	0.20	0.000079	±2.5	PASS
				100RB#0	VL	NT	-1.60	-0.000631	±2.5	PASS
				100RB#0	VN	NT	-3.20	-0.001262	±2.5	PASS
			21350	100RB#0	VH	NT	1.10	0.000430	±2.5	PASS
				100RB#0	VL	NT	0.20	0.000078	±2.5	PASS
				100RB#0	VN	NT	0.80	0.000313	±2.5	PASS
		16QAM	20850	100RB#0	VH	NT	2.40	0.000956	±2.5	PASS
				100RB#0	VL	NT	0.30	0.000120	±2.5	PASS
				100RB#0	VN	NT	-0.40	-0.000159	±2.5	PASS
			21100	100RB#0	VH	NT	-2.30	-0.000907	±2.5	PASS
				100RB#0	VL	NT	-1.60	-0.000631	±2.5	PASS
				100RB#0	VN	NT	-0.60	-0.000237	±2.5	PASS
			21350	100RB#0	VH	NT	-2.50	-0.000977	±2.5	PASS
				100RB#0	VL	NT	-1.30	-0.000508	±2.5	PASS
				100RB#0	VN	NT	-0.20	-0.000078	±2.5	PASS
		64QAM	20850	100RB#0	VH	NT	-1.50	-0.000598	±2.5	PASS
				100RB#0	VL	NT	0.70	0.000279	±2.5	PASS
				100RB#0	VN	NT	4.10	0.001633	±2.5	PASS
			21100	100RB#0	VH	NT	-0.30	-0.000118	±2.5	PASS
				100RB#0	VL	NT	0.50	0.000197	±2.5	PASS
				100RB#0	VN	NT	0.80	0.000316	±2.5	PASS
			21350	100RB#0	VH	NT	-0.30	-0.000117	±2.5	PASS
				100RB#0	VL	NT	0.30	0.000117	±2.5	PASS
				100RB#0	VN	NT	-0.30	-0.000117	±2.5	PASS



8.2. Frequency Vs Temperature

BAND	Bandwidth	Modulation	Channel	Temperature							
				RB Configure	Voltage [Vdc]	Temperature (°C)	Deviation (Hz)	Deviation (ppm)	Limit (ppm)	Verdict	
BAND7	20MHz	QPSK	20850	100RB#0	NV	0	-0.30	-0.000120	±2.5	PASS	
				100RB#0	NV	10	1.70	0.000677	±2.5	PASS	
				100RB#0	NV	20	-2.90	-0.001155	±2.5	PASS	
				100RB#0	NV	-20	0.90	0.000359	±2.5	PASS	
				100RB#0	NV	-30	0.60	0.000239	±2.5	PASS	
			21100	100RB#0	NV	0	1.40	0.000552	±2.5	PASS	
				100RB#0	NV	10	0.20	0.000079	±2.5	PASS	
				100RB#0	NV	20	0.70	0.000276	±2.5	PASS	
				100RB#0	NV	-20	0.60	0.000237	±2.5	PASS	
				100RB#0	NV	-30	-1.00	-0.000394	±2.5	PASS	
			21350	100RB#0	NV	0	-0.30	-0.000117	±2.5	PASS	
				100RB#0	NV	10	0.50	0.000195	±2.5	PASS	
				100RB#0	NV	20	0.20	0.000078	±2.5	PASS	
				100RB#0	NV	-20	-0.40	-0.000156	±2.5	PASS	
				100RB#0	NV	-30	0.40	0.000156	±2.5	PASS	
			16QAM	20850	100RB#0	NV	0	0.80	0.000319	±2.5	PASS
					100RB#0	NV	10	2.00	0.000797	±2.5	PASS
					100RB#0	NV	20	-1.30	-0.000518	±2.5	PASS
					100RB#0	NV	-20	1.80	0.000717	±2.5	PASS
					100RB#0	NV	-30	1.10	0.000438	±2.5	PASS
		21100		100RB#0	NV	0	-1.50	-0.000592	±2.5	PASS	
				100RB#0	NV	10	-0.70	-0.000276	±2.5	PASS	
				100RB#0	NV	20	0.30	0.000118	±2.5	PASS	
				100RB#0	NV	-20	-1.00	-0.000394	±2.5	PASS	
				100RB#0	NV	-30	-0.90	-0.000355	±2.5	PASS	
		21350		100RB#0	NV	0	3.10	0.001211	±2.5	PASS	
				100RB#0	NV	10	0.40	0.000156	±2.5	PASS	
				100RB#0	NV	20	0.20	0.000078	±2.5	PASS	
				100RB#0	NV	-20	0.40	0.000156	±2.5	PASS	
				100RB#0	NV	-30	0.60	0.000234	±2.5	PASS	
		64QAM		20850	100RB#0	NV	0	2.20	0.000876	±2.5	PASS
					100RB#0	NV	10	0.10	0.0004	±2.5	PASS
					100RB#0	NV	20	0.90	0.000359	±2.5	PASS
					100RB#0	NV	-20	-1.50	-0.000598	±2.5	PASS
					100RB#0	NV	-30	1.30	0.000518	±2.5	PASS



SGS-CSTC Standards Technical Services Co., Ltd.
Shenzhen Branch

Report No.: SZEM180500437001

Page: 59 of 59

			21100	100RB#0	NV	0	-0.10	-0.000039	±2.5	PASS
				100RB#0	NV	10	0.30	0.000118	±2.5	PASS
				100RB#0	NV	20	-0.40	-0.000158	±2.5	PASS
				100RB#0	NV	-20	1.40	0.000552	±2.5	PASS
				100RB#0	NV	-30	1.10	0.000434	±2.5	PASS
			21350	100RB#0	NV	0	1.90	0.000742	±2.5	PASS
				100RB#0	NV	10	0.30	0.000117	±2.5	PASS
				100RB#0	NV	20	0.80	0.000313	±2.5	PASS
				100RB#0	NV	-20	1.00	0.000391	±2.5	PASS
				100RB#0	NV	-30	0.00	0.000000	±2.5	PASS

The End

a