


PHOTOGRAPHS OF THE TEST CONFIGURATION

RADIATED EMISSION TEST BELOW 1GHz
(X-Plane)




RADIATED EMISSION TEST BELOW 1GHz (Y-Plane)





RADIATED EMISSION TEST BELOW 1GHz (Z-Plane)





RADIATED EMISSION TEST BELOW 1GHz
(NB Mode)





RADIATED EMISSION TEST ABOVE 1GHz (X-Plane)





RADIATED EMISSION TEST ABOVE 1GHz (Y-Plane)





RADIATED EMISSION TEST ABOVE 1GHz (Z-Plane)




RADIATED EMISSION TEST ABOVE 1GHz
(NB Mode)




ERP POWER TEST (X-Plane)



ERP POWER TEST (NB Mode)



EIRP POWER TEST (X-Plane)



EIRP POWER TEST (NB Mode)

