



# FCC SAR Test Report

## <Photographs of EUT>

Tablet Mode




Laptop Mode (EUT + Keyboard 1)






# FCC SAR Test Report


## Laptop Mode (EUT + Keyboard 2)



Keyboard 1



Keyboard 2




# FCC SAR Test Report

## <Photographs of SAR Setup>

### <Tablet Mode>



Body - Rear Face of EUT at 0 mm



Body - Left Side of EUT at 0 mm



Body - Right Side of EUT at 0 mm




Body - Top Side of EUT at 0 mm




Body - Bottom Side of EUT at 0 mm



Body - Rear Face of EUT at 0 mm with Keyboard 1



Body - Rear Face of EUT at 0 mm with Keyboard 2




Body - Top Side of EUT at 0 mm with Keyboard 1



Body - Top Side of EUT at 0 mm with Keyboard 2



Body - Right Side of EUT at 0 mm with Keyboard 1



Body - Right Side of EUT at 0 mm with Keyboard 2


<Laptop Mode>




Body - Bottom of EUT at 0 mm  
with Keyboard 1



Body - Back of Panel of EUT at 25 mm  
with Keyboard 1



Body - Right Side of Panel of EUT at 0 mm  
with Keyboard 1




Body - Top Side of Panel of EUT at 0 mm  
with Keyboard 1



**Body - Back of Panel of EUT at 25 mm  
with Keyboard 2**



**Body – Right Side of Panel of EUT at 0 mm  
with Keyboard 2**



**Body – Top Side of Panel of EUT at 0 mm  
with Keyboard 2**

