


<Photographs of EUT>

Tablet mode

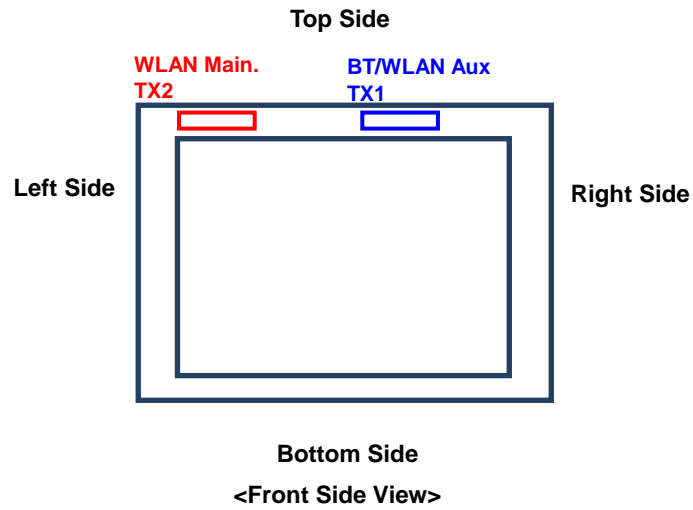


Laptop PC mode



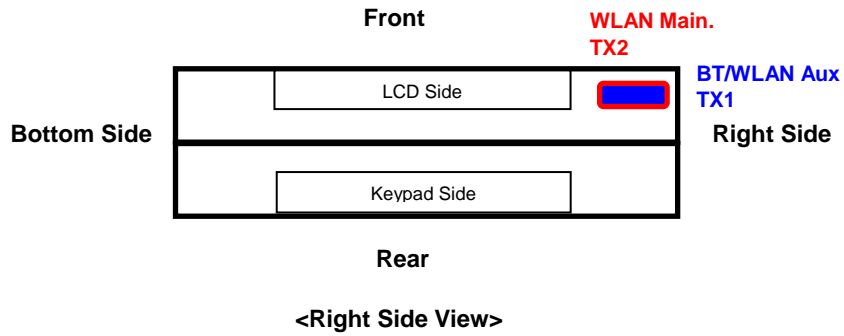
# SAR Test Report

<Antenna Location>  
<Tablet Mode>



The separation distance for antenna to edge:

Antenna	To Top Side (mm)	To Bottom Side (mm)	To Left Side (mm)	To Right Side (mm)
WLAN Main TX2	4.78	207.40	11.00	243.64
BT/WLAN Aux TX1	4.78	207.40	176.27	78.37

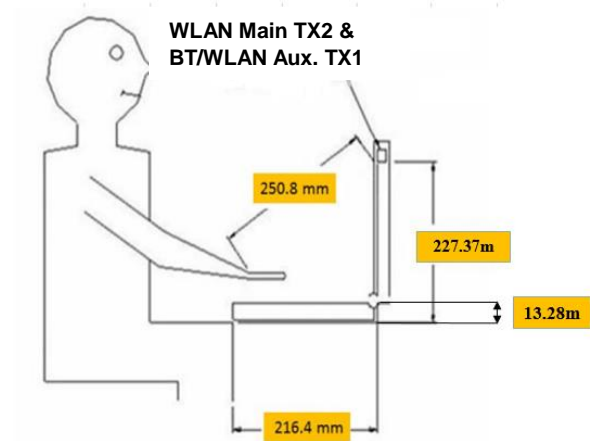
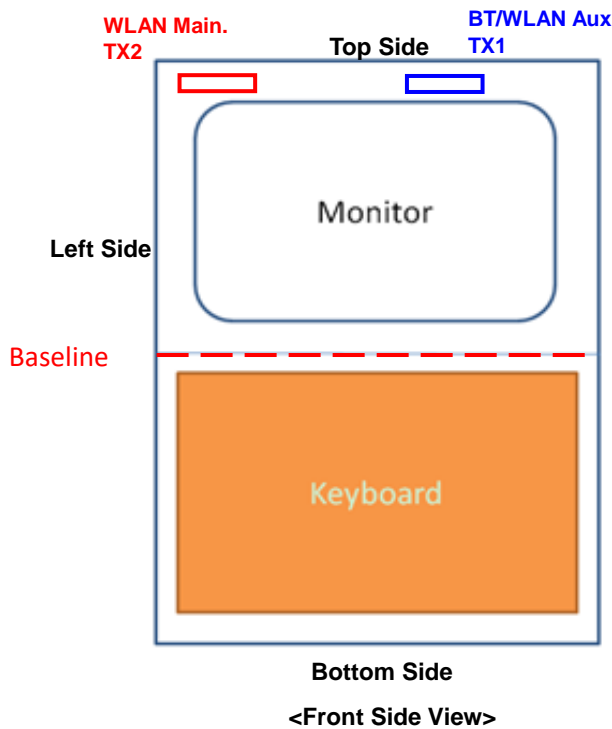


The separation distance for antenna to edge:

Antenna	To Front Side (mm)	To Rear Side (mm)
WLAN Main TX2	1.05	17.25
BT/WLAN Aux TX1	1.05	17.25

# SAR Test Report

## <Laptop Mode>



The separation distance for antenna to edge:

Antenna	To Top Side (mm)	To Baseline (mm)	To Left Side (mm)	To Right Side (mm)
WLAN Main TX2	4.78	207.40	11.00	243.64
BT/WLAN Aux TX1	4.78	207.40	176.27	78.37

# SAR Test Report

## <Photographs of SAR Setup>

Tablet Mode  
(Ant-HB)



Body - Rear Face of EUT at 0 mm



Body - Left Side of EUT at 0 mm



Body - Top Side of EUT at 0 mm



(Ant-AWAN)



Body - Left Side of EUT at 0 mm



Body - Top Side of EUT at 0 mm

## SAR Test Report

### Laptop Mode (Ant-HB)




Body - Back of Panel of EUT at 25 mm



Body - Left Side of Panel of EUT at 25 mm



Body - Top side of Panel of EUT at 25 mm



### (Ant-AWAN)



Body - Back of Panel of EUT at 25 mm