

Regulatory WWAN Antenna Information

Platform information						
Brand	ODM	Platform model name		Platform type (ex: regular NB, convertible PC, AIO...etc)		*SAR minimum separation (mm)
HP Inc.	Wistron	TPN-W155		Convertible PC (NB)		9.5mm
Antenna information						Maximum Peak gain
Vendor	Type	Antenna Part number (Ant5 TX/RX)	Antenna Part number (Ant6 RX)	Antenna Part number (Ant7 RX)	Antenna Part number (Ant8 TX/RX)	3750MHz (Choice TX high peak gain)
INPAQ	PIFA	025.90206.0001 (WA-P-S6G1-02-013)	025.90207.0001 (WA-P-S6G1-02-014)	025.90208.0001 (WA-P-S6G2-02-025)	025.90209.0001 (WA-P-S6G2-02-026)	2.06dBi
Module information						
Model	Form factor and suffixes (NGW/ HMW AND AN/ NB/ BN....)					
Kavalan	Fibocom FM350-GL WWAN 4x4 5G NR radio module					

Antenna Sample / Antenna Data Requirements for worldwide regulatory approval

Section	Description of Required OEM / ODM Antenna Information	US / IC	EU	Japan	Taiwan	S.Korea
1A	Part Number for Antenna Assembly	Required	Required	Required	Required	Required
1B	Antenna Manufacturer Name	Required	Required	Required	Required	Required
1C	Description of Antenna Type	Required	N/A	N/A	N/A	N/A
1D	Tx antenna Gain (Peak Gain W/ cable loss) *	Required	Required	Required	Required	Required
2	Dimensioned Photographs and Drawings of Tx and Rx antennas	Required	Required	Required	Required	Required
3	Radiation patterns of antennas loaded in the host platform.	N/A	Required	Required	Required	N/A
4	Platform model name / number - correlated to antenna manufacturer and antenna part number	Required	Required	Desired	Required	Desired
5	Photograph(s) or Drawings showing location of antennas in platform. <u>(S. Korea requires photographs of antennas for approval submission). Taiwan requires pictures of each antenna type shown in the system.</u>	Required	Required	Desired	<u>Required (Photos)</u>	<u>Required (Photos)</u>
6	Mech. drawings / photos with dimensions of antenna locations and distance from end-user (For evaluation of SAR testing requirement).	Required	N/A	N/A	N/A	N/A
7	Photograph(s) or Drawings showing the location of all antennas (WLAN, other) and distance between those transmitting antennas. Information will be used to evaluate whether co-location testing is required.	Required	N/A	N/A	N/A	N/A
8	Local representative contact information for LMA/ PARS process.	Required	N/A	N/A	N/A	N/A

Antenna Information

Section 1. Antenna Assembly Specifications

Communication System	n	Frequency(MHz) from low to high spectrum		1A Part Number for Antenna Assembly	1B Antenna Manufacturer Name	1C Description of Antenna Type	1D Tx Antenna Gain (dBi) Ant5
WCDMA/ LTE/5G NR FR1	1	1920	1980	Ant5 : 025.90206.0001 (WA-P-S6G1-02-013)	INPAQ Corporation	PIFA	0.41
WCDMA/ LTE/5G NR FR1	2	1850	1910				0.93
LTE/5G NR FR1	3	1710	1785				1.69
WCDMA/ LTE	4	1710	1755				1.69
WCDMA/ LTE/5G NR FR1	5	824	849				-3.79
LTE/5G NR FR1	7	2500	2570				-2.92
WCDMA/ LTE/5G NR FR1	8	880	915				-4.75
LTE	12	699	716				-2.27
LTE	13	777	787				-2.23
LTE	14	788	798				-3.24
LTE	17	704	716				-2.53
LTE	18	815	830				-3.92
LTE	19	830	845				-3.79
LTE/5G NR FR1	20	832	862				-3.79
LTE/5G NR FR1	25	1850	1915				0.93
LTE	26	814	849				-3.79
LTE/5G NR FR1	28	703	748				-2.53
LTE/5G NR FR1	30	2305	2315				-0.46
LTE	34	2010	2025				-0.34
LTE/5G NR FR1	38	2570	2620				-2.92
LTE	39	1880	1920				0.93
LTE/5G NR FR1	40	2300	2400				-0.46
LTE/5G NR FR1	41	2496	2690				-2.03
LTE	42	3400	3600				1.51
LTE	43	3600	3800				2.06
LTE/5G NR FR1	66	1710	1780				1.69
LTE/5G NR FR1	71	663	698				-1.84
5G NR FR1	77	3300	4200				2.06
5G NR FR1	78	3300	3800				2.06
5G NR FR1	79	4400	5000	-2.55			

Communication System	Band	Frequency(MHz) from low to high spectrum		1A Part Number for Antenna Assembly	1B Antenna Manufacturer Name	1C Description of Antenna Type	1D Tx Antenna Gain (dBi) Ant8
5G NR FR1	1	1920	1980	Ant8 : 025.90209.0001 (WA-P-S6G2-02-026)	INPAQ Corporation	PIFA	0.25
LTE/5G NR FR1	2	1850	1910				0.35
5G NR FR1	3	1710	1785				1.84
LTE	4	1710	1755				1.1
LTE	5	824	849				Disable
LTE	7	2500	2570				-2.41
LTE	25	1850	1915				0.35
LTE	30	2305	2315				-1.58
5G NR FR1	38	2570	2620				-2.81
5G NR FR1	40	2300	2400				-1.58
LTE/5G NR FR1	41	2496	2690				-1.73
LTE	48	3550	3700				-2.74
LTE/5G NR FR1	66	1710	1780				1.84
5G NR FR1	77	3300	4200				-1.13
5G NR FR1	78	3300	3800				-1.5
5G NR FR1	79	4400	5000	0.65			

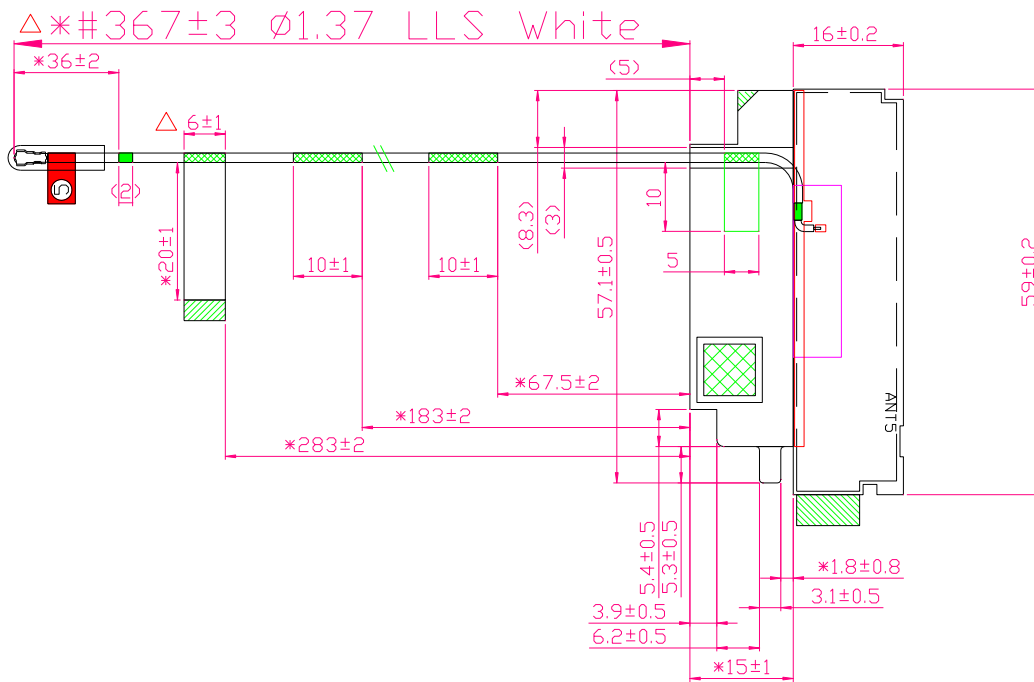
- Antenna Peak Gain required being test in system basis.
- The antenna gain was measured in Anechoic Chamber

Section 2. Dimensioned Photos or Drawings of Antennas


	Ant supplier	Part number	Drawing	Photo
Ant5	WA-P-S6G1-02-013	025.90206.0001	V	V
Ant6	WA-P-S6G1-02-014	025.90207.0001	V	V
Ant7	WA-P-S6G2-02-025	025.90208.0001	V	V
Ant8	WA-P-S6G2-02-026	025.90209.0001	V	V

Ant5 Dimensioned Drawing:

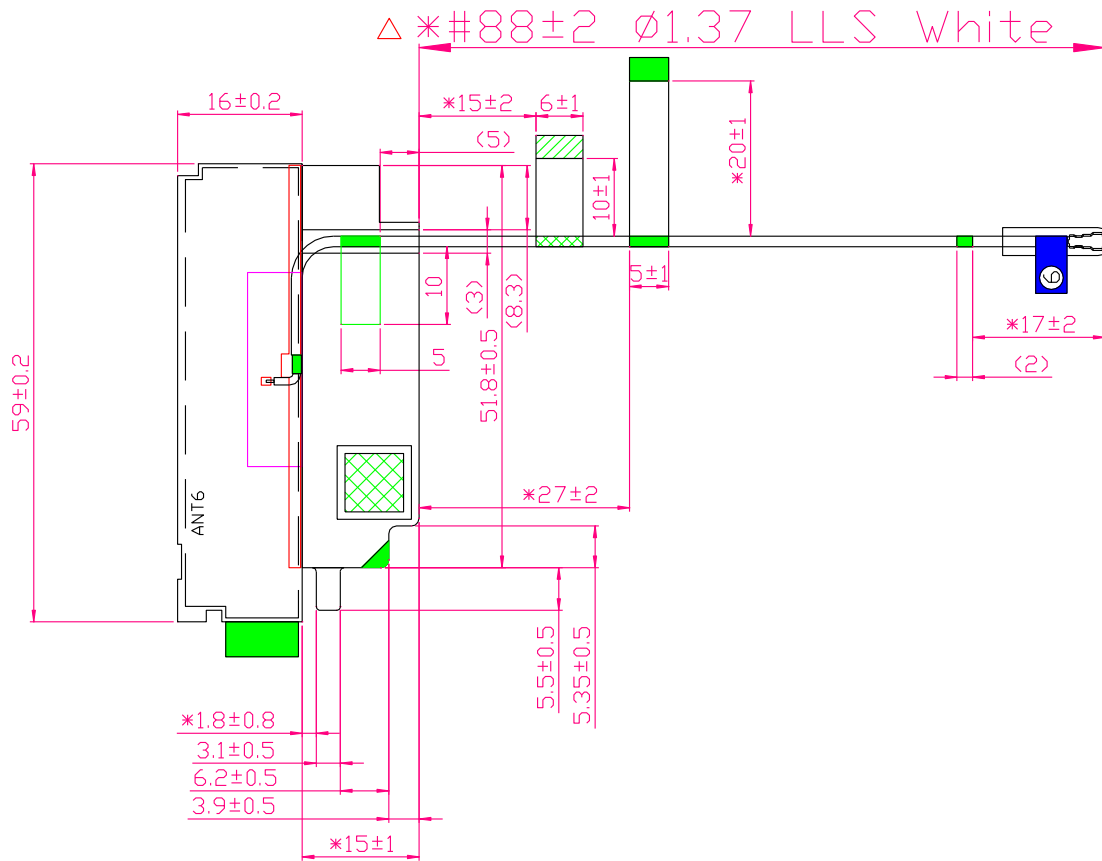
Example




Ant5 Photo:



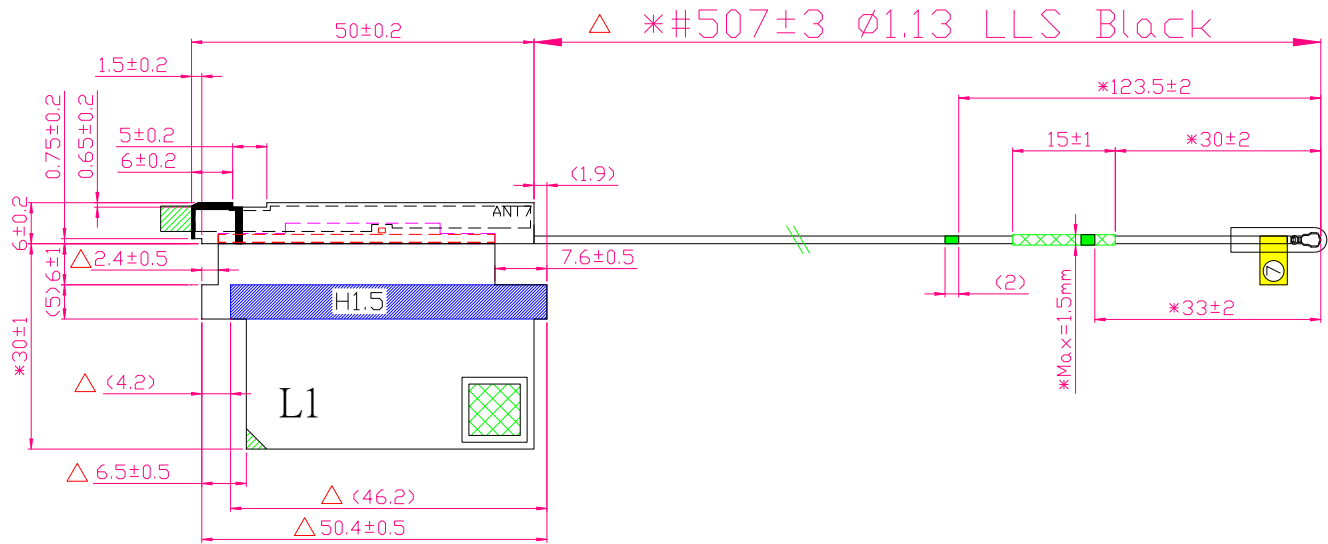
Ant6 Dimensioned Drawing:




Ant6 Photo:



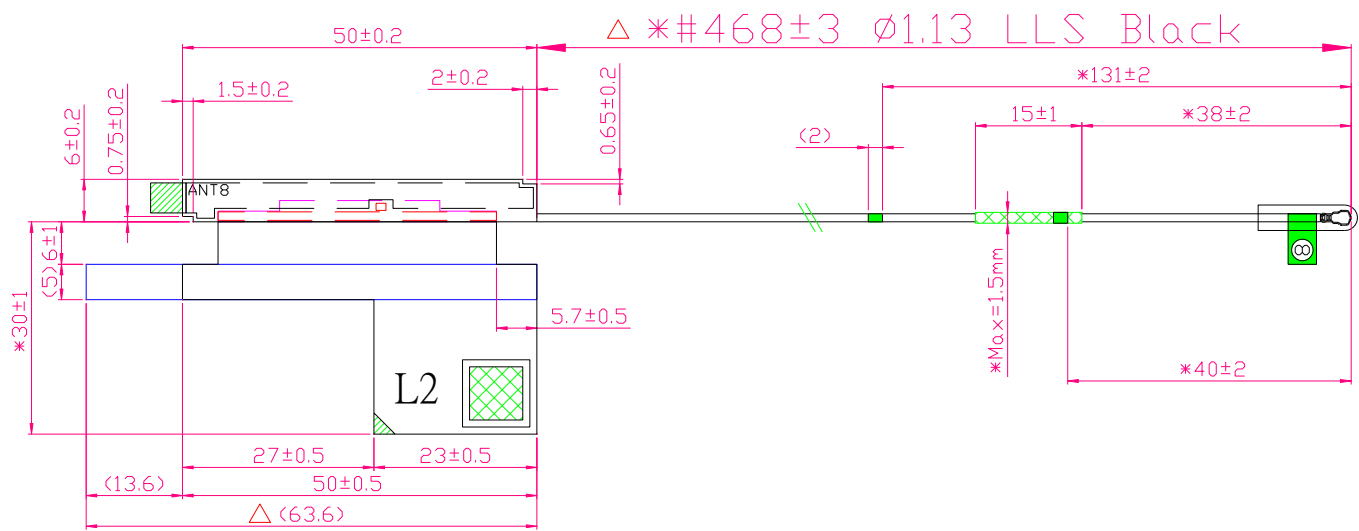
Ant7 Dimensioned Drawing:




Ant7 Photo:



Ant8 Dimensioned Drawing:



Ant8 Photo:



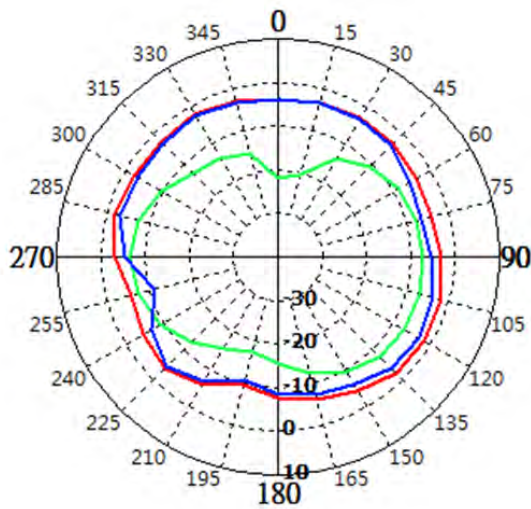
Section 3. Radiation characteristics of antennae Loaded in Host Platform

- The listed frequency 2D radiation pattern is required

● **Ant5:**

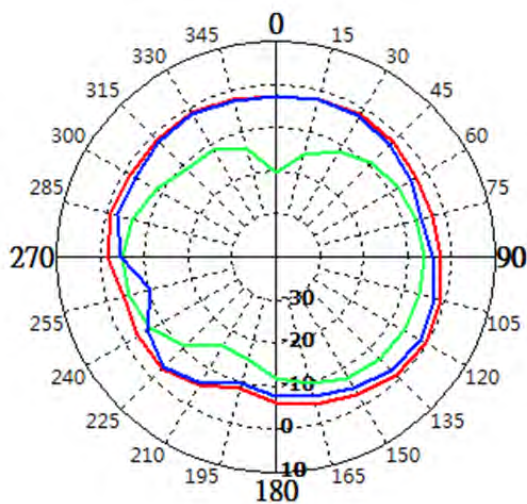
Example

663MHz



Center Frequency	663MHz
Horizontal (dBi) peak	-6.67
Vertical (dBi) peak	-2.63

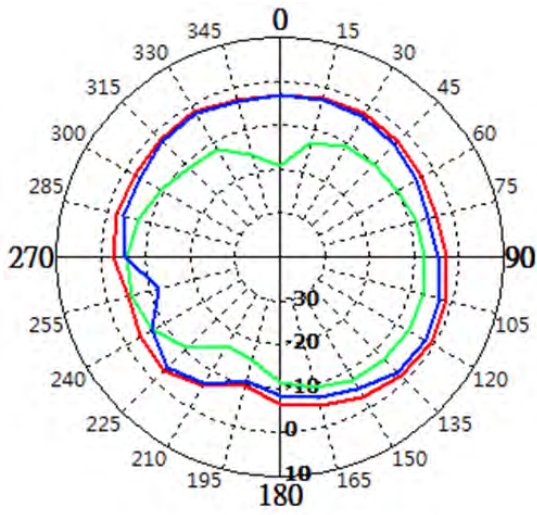
698MHz



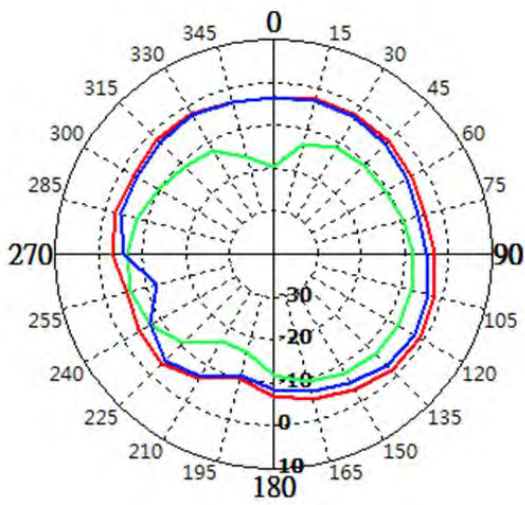
Center Frequency	698MHz
Horizontal (dBi) peak	-4.98
Vertical (dBi) peak	-1.84

699MHz

Center Frequency	699MHz
Horizontal (dBi) peak	-5.76
Vertical (dBi) peak	-2.27

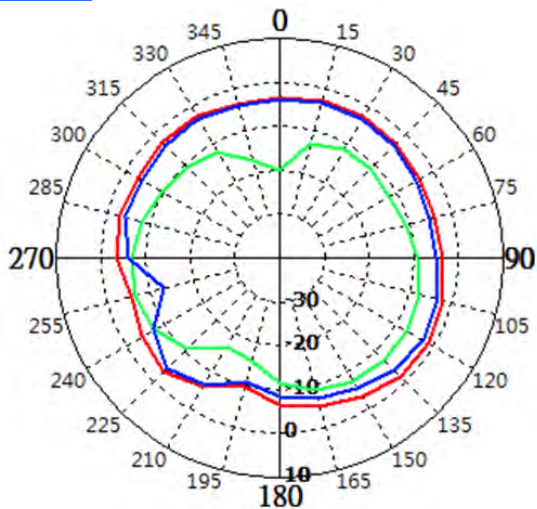


704MHz



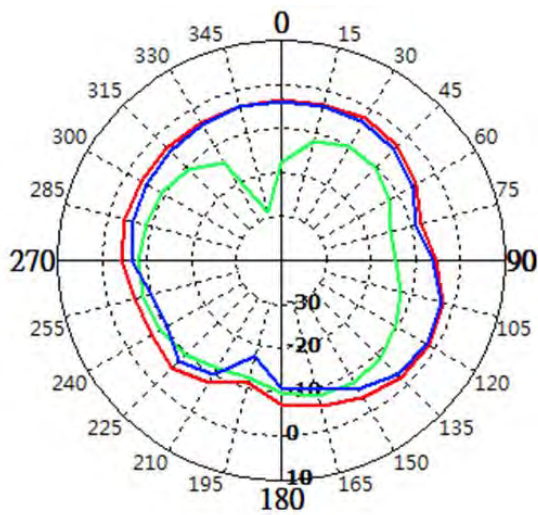
Center Frequency	704MHz
Horizontal (dBi) peak	-6.2
Vertical (dBi) peak	-2.53

716MHz



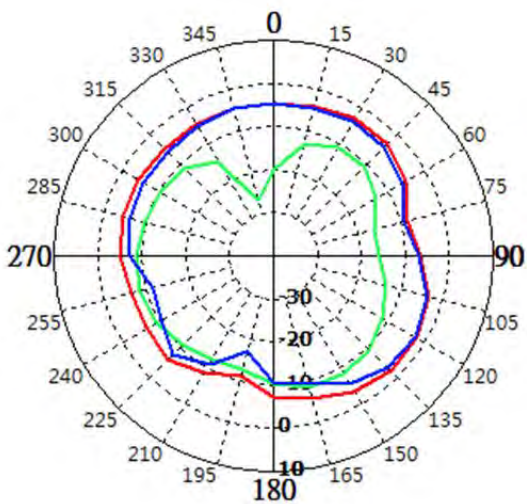
Center Frequency	716MHz
Horizontal (dBi) peak	-6.56
Vertical (dBi) peak	-2.88

777MHz



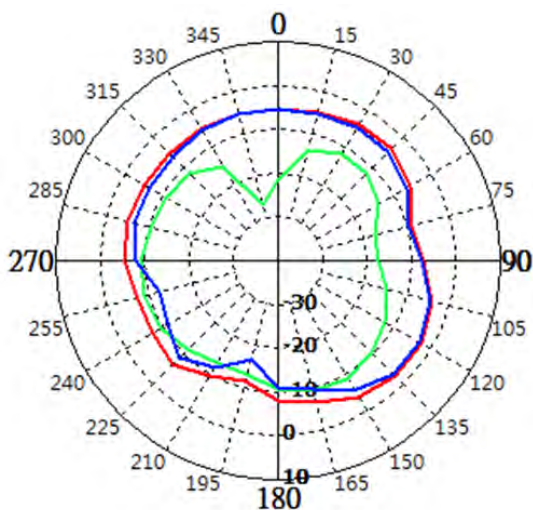
Center Frequency	777MHz
Horizontal (dBi) peak	-7.8
Vertical (dBi) peak	-2.23

787MHz



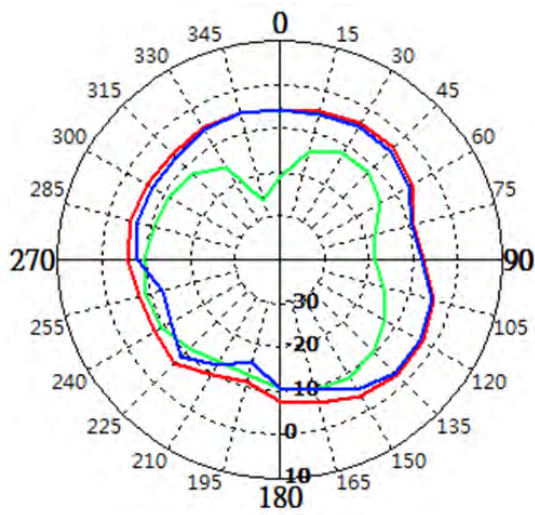
Center Frequency	787MHz
Horizontal (dBi) peak	-8.24
Vertical (dBi) peak	-2.64

788MHz



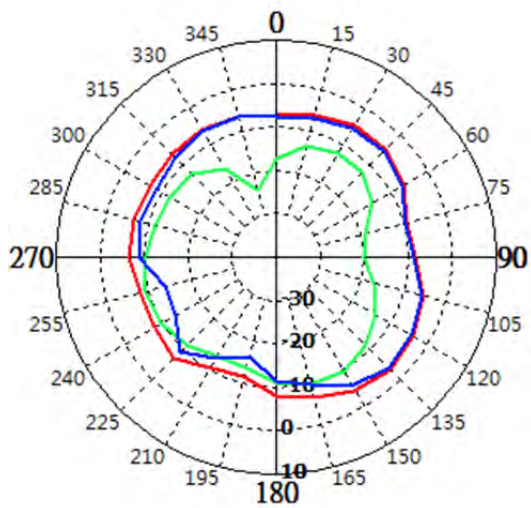
Center Frequency	788MHz
Horizontal (dBi) peak	-8.8
Vertical (dBi) peak	-3.24

798MHz



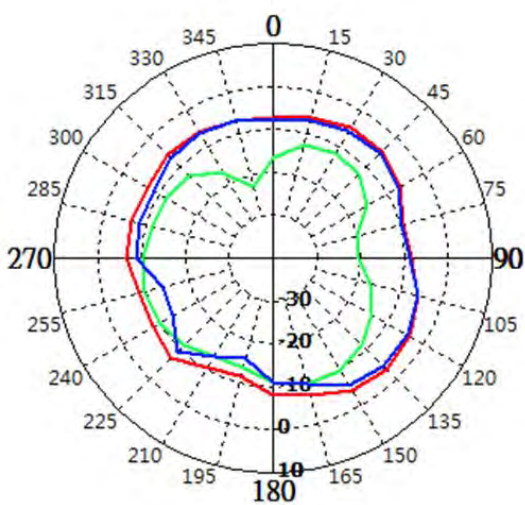
Center Frequency	798MHz
Horizontal (dBi) peak	-8.76
Vertical (dBi) peak	-3.33

814MHz



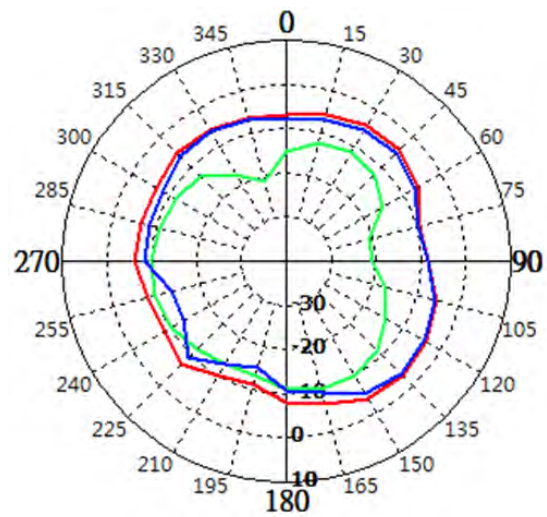
Center Frequency	814MHz
Horizontal (dBi) peak	-9.4
Vertical (dBi) peak	-4.08

815MHz



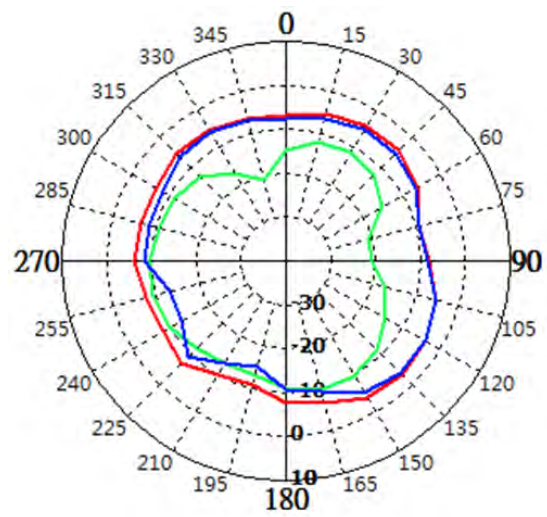
Center Frequency	815MHz
Horizontal (dBi) peak	-9.65
Vertical (dBi) peak	-4.14

830MHz



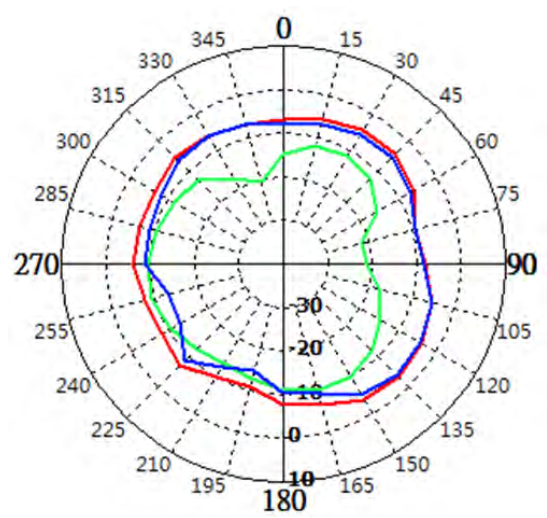
Center Frequency	830MHz
Horizontal (dBi) peak	-9.59
Vertical (dBi) peak	-3.92

832MHz



Center Frequency	832MHz
Horizontal (dBi) peak	-9.36
Vertical (dBi) peak	-3.79

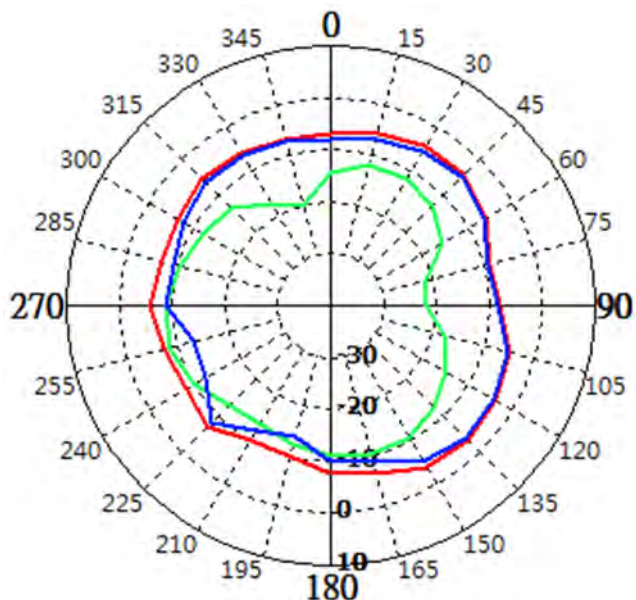
837MHz



Center Frequency	837MHz
Horizontal (dBi) peak	-9.23
Vertical (dBi) peak	-3.85

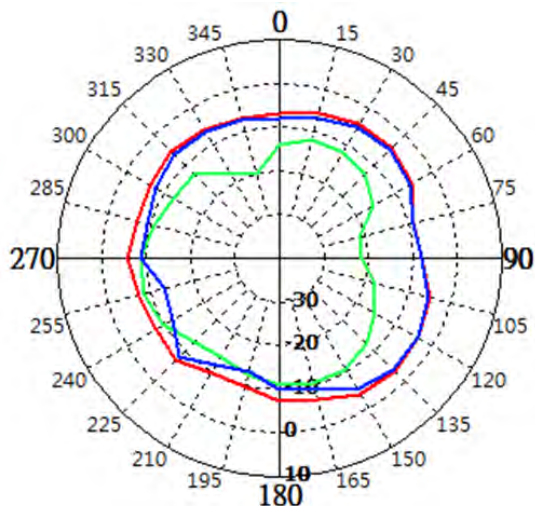
845MHz

Center Frequency	845MHz
Horizontal (dBi) peak	-8.66
Vertical (dBi) peak	-3.9



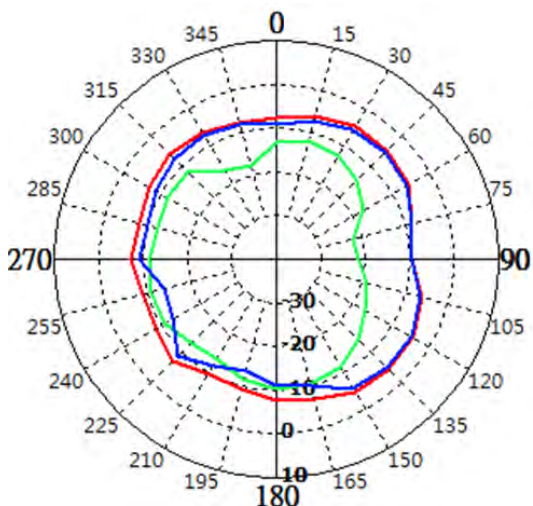
849MHz

Center Frequency	849MHz
Horizontal (dBi) peak	-8.44
Vertical (dBi) peak	-3.86

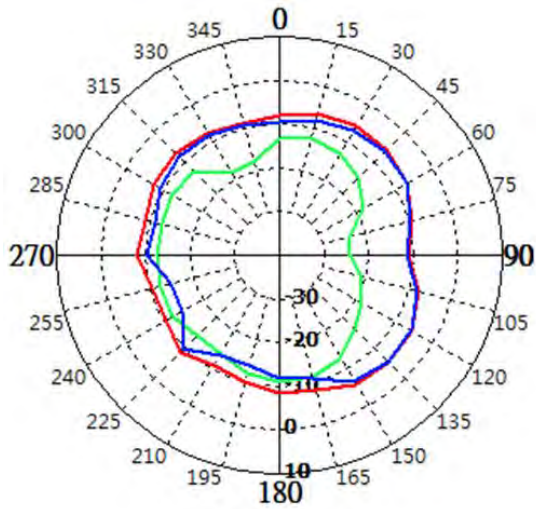


880MHz

Center Frequency	880MHz
Horizontal (dBi) peak	-10.37
Vertical (dBi) peak	-4.75

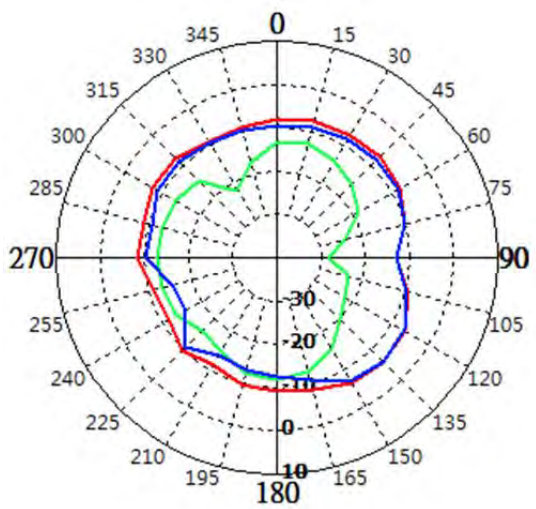


894MHz



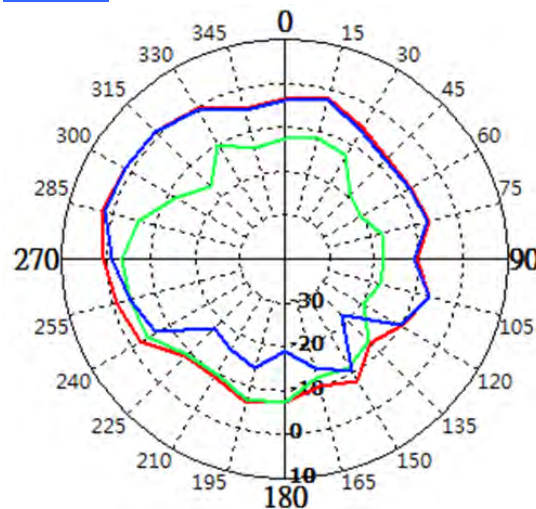
Center Frequency	894MHz
Horizontal (dBi) peak	-11.22
Vertical (dBi) peak	-5.63

915MHz



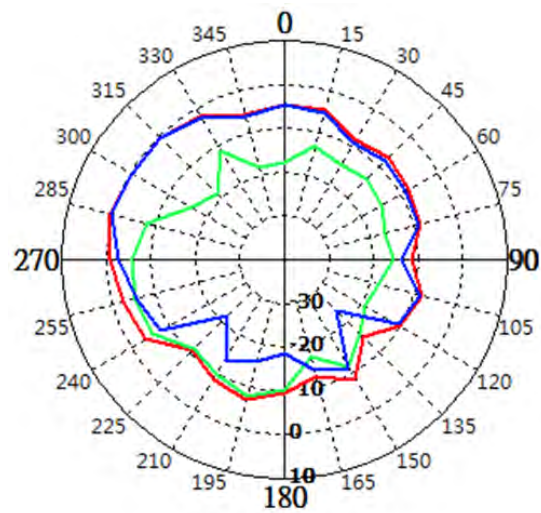
Center Frequency	915MHz
Horizontal (dBi) peak	-11.97
Vertical (dBi) peak	-6.11

1710MHz



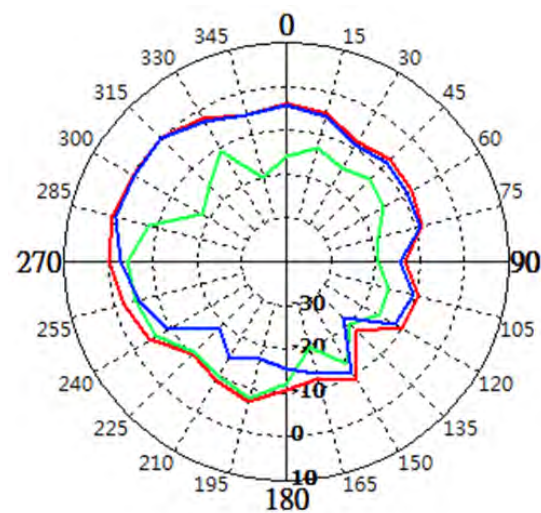
Center Frequency	1710MHz
Horizontal (dBi) peak	-3.54
Vertical (dBi) peak	1.69

1750MHz



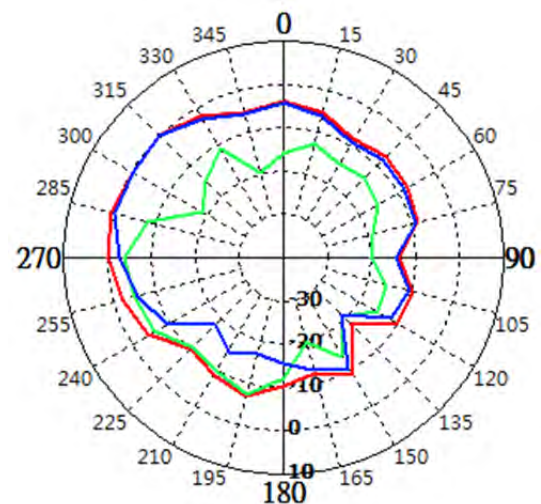
Center Frequency	1750MHz
Horizontal (dBi) peak	-5.35
Vertical (dBi) peak	0.02

1780MHz



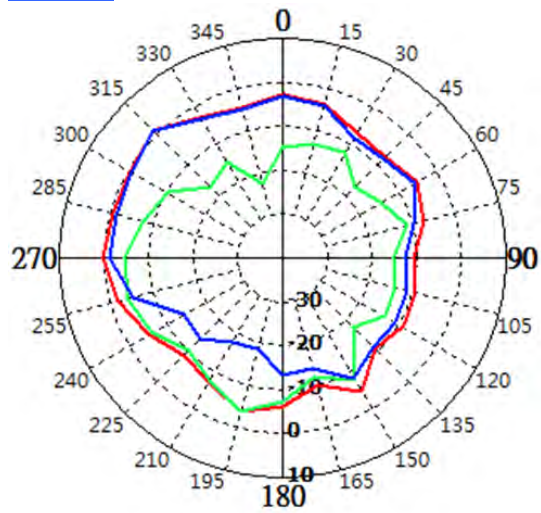
Center Frequency	1780MHz
Horizontal (dBi) peak	-4.17
Vertical (dBi) peak	-0.14

1785MHz



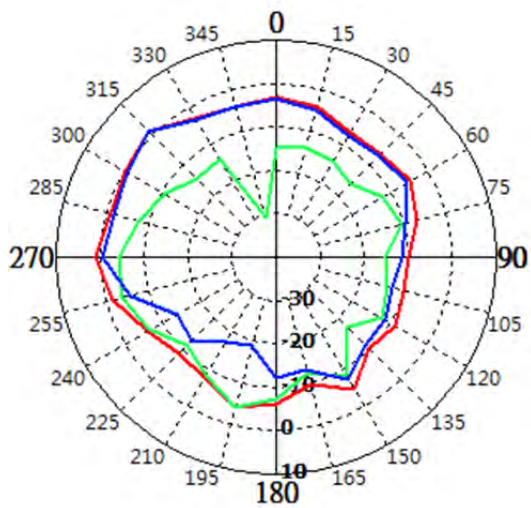
Center Frequency	1785MHz
Horizontal (dBi) peak	-3.95
Vertical (dBi) peak	-0.19

1880MHz



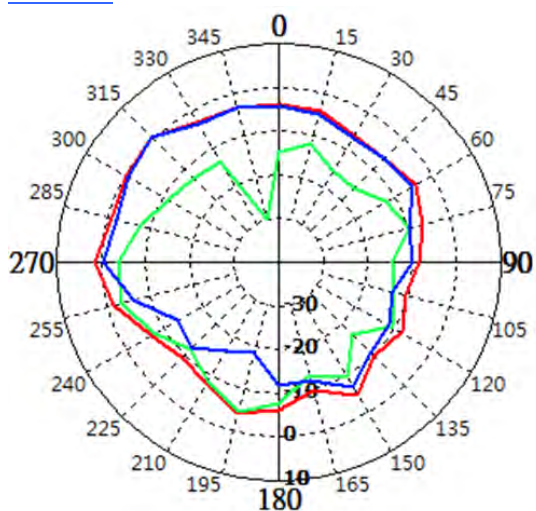
Center Frequency	1880MHz
Horizontal (dBi) peak	-3.99
Vertical (dBi) peak	0.93

1900MHz



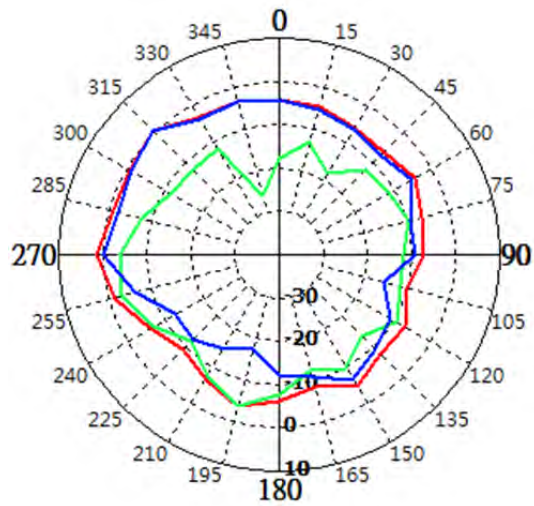
Center Frequency	1900MHz
Horizontal (dBi) peak	-3.72
Vertical (dBi) peak	0.78

1920MHz



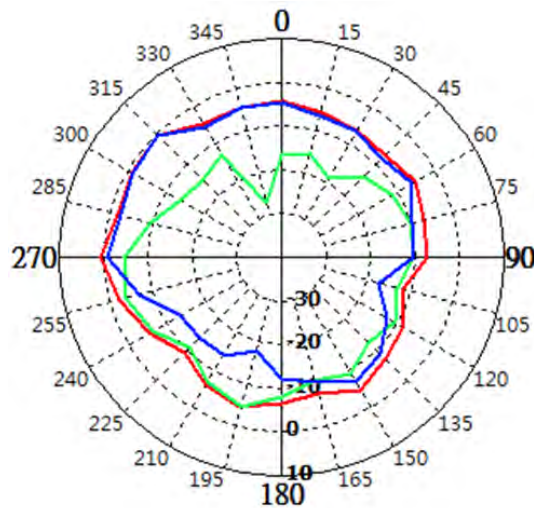
Center Frequency	1920MHz
Horizontal (dBi) peak	-3.56
Vertical (dBi) peak	0.41

1950MHz



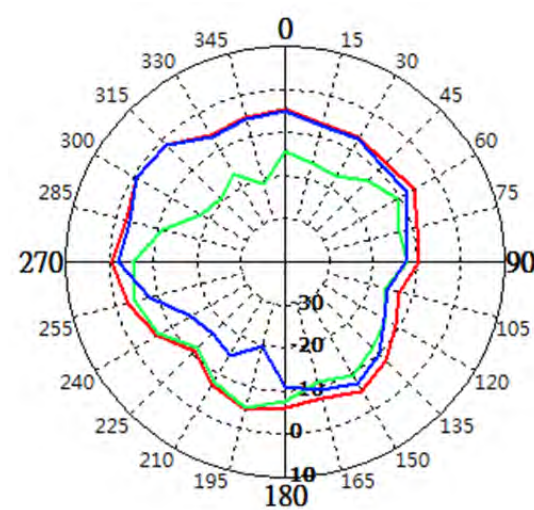
Center Frequency	1950MHz
Horizontal (dBi) peak	-3.22
Vertical (dBi) peak	0.24

1980MHz



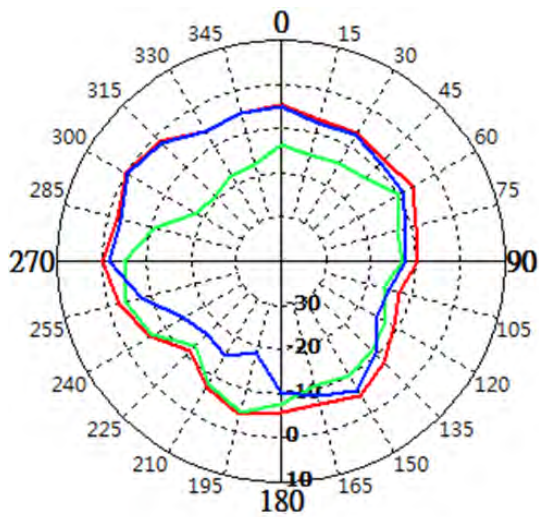
Center Frequency	1980MHz
Horizontal (dBi) peak	-3.87
Vertical (dBi) peak	-0.6

2010MHz



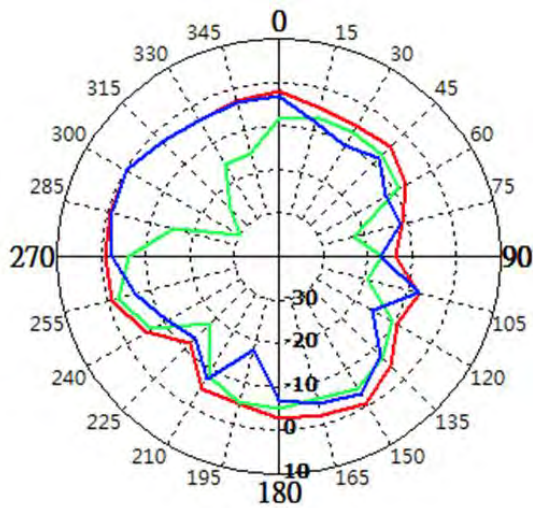
Center Frequency	2010MHz
Horizontal (dBi) peak	-4.43
Vertical (dBi) peak	-0.94

2025MHz



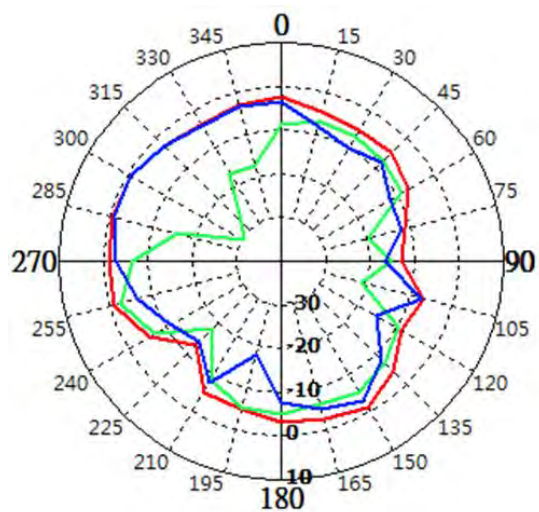
Center Frequency	2025MHz
Horizontal (dBi) peak	-4.18
Vertical (dBi) peak	-0.34

2305MHz



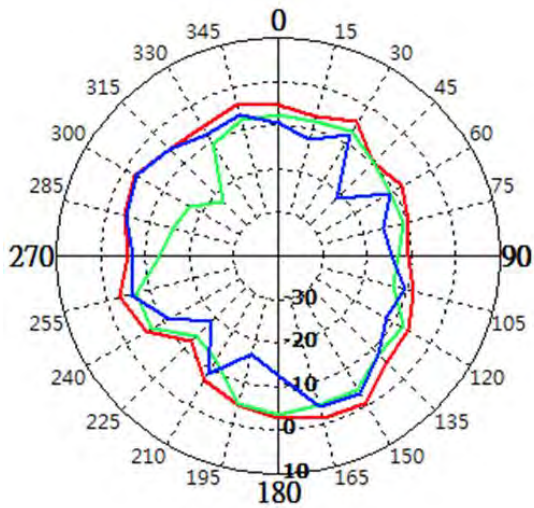
Center Frequency	2305MHz
Horizontal (dBi) peak	-2.51
Vertical (dBi) peak	-0.46

2315MHz



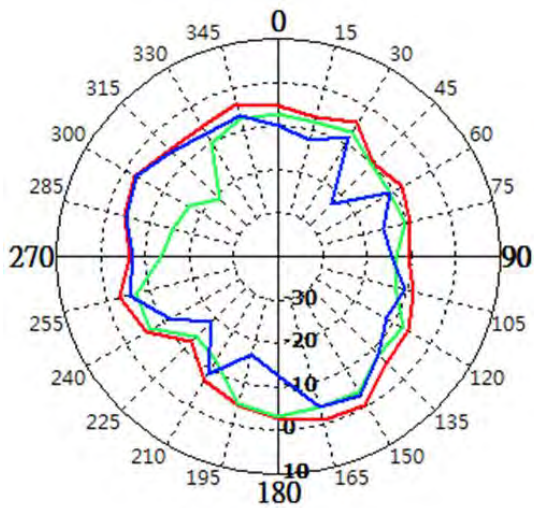
Center Frequency	2315MHz
Horizontal (dBi) peak	-2.75
Vertical (dBi) peak	-0.77

2496MHz



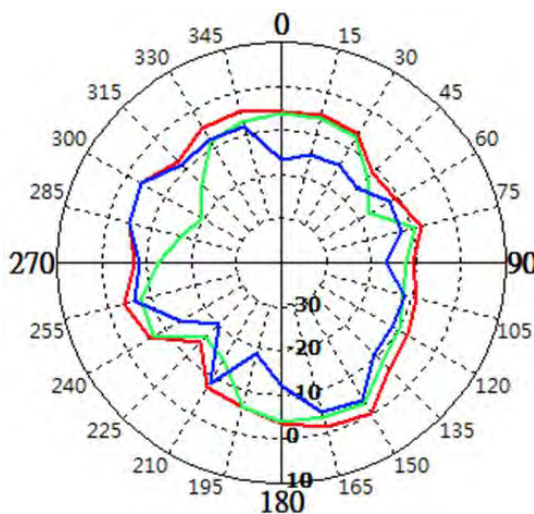
Center Frequency	2496MHz
Horizontal (dBi) peak	-3.48
Vertical (dBi) peak	-3.02

2500MHz



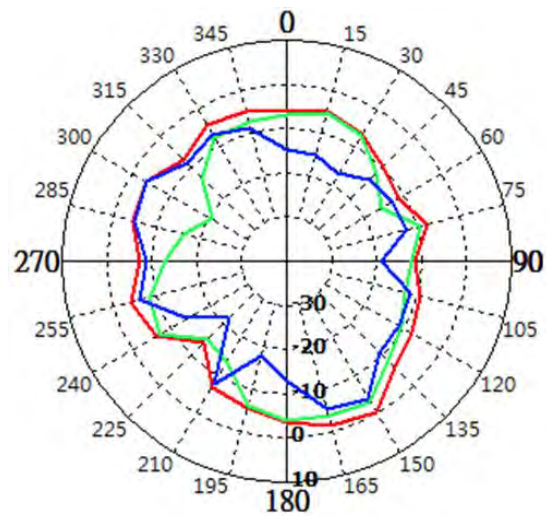
Center Frequency	2500MHz
Horizontal (dBi) peak	-3.33
Vertical (dBi) peak	-2.97

2570MHz



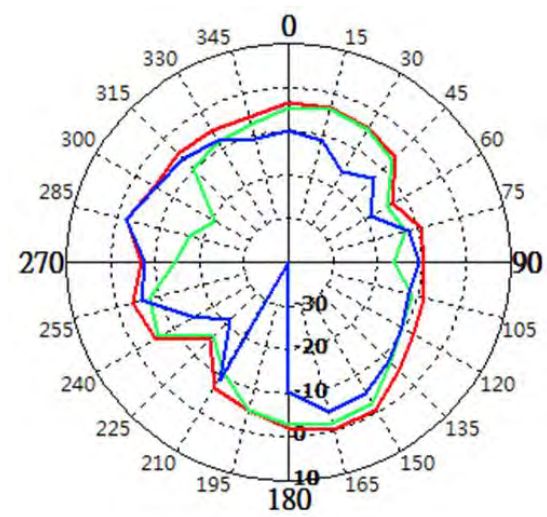
Center Frequency	2570MHz
Horizontal (dBi) peak	-2.92
Vertical (dBi) peak	-3.95

2595MHz



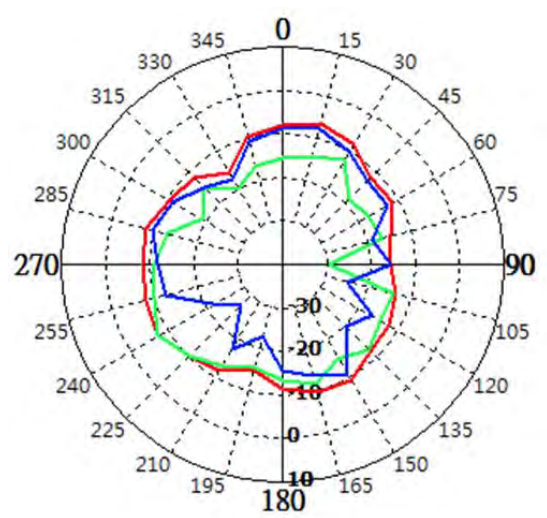
Center Frequency	2595MHz
Horizontal (dBi) peak	-3.04
Vertical (dBi) peak	-4.05

2690MHz



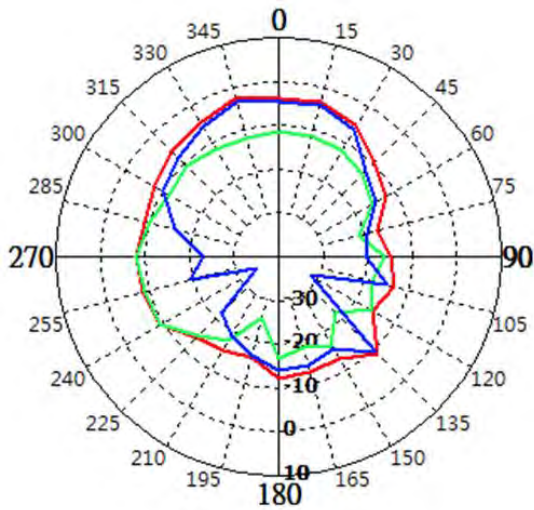
Center Frequency	2690MHz
Horizontal (dBi) peak	-2.03
Vertical (dBi) peak	-2.3

3300MHz



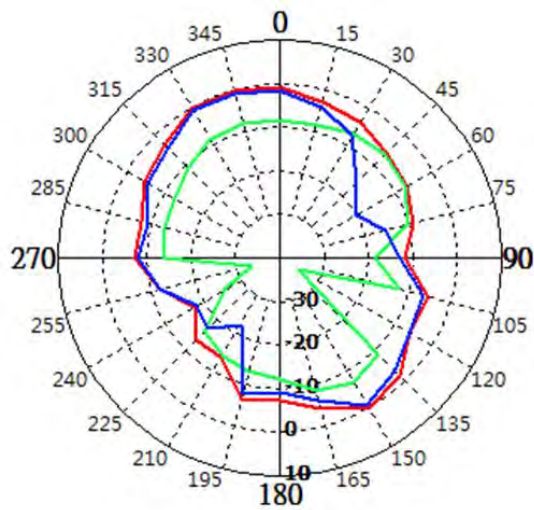
Center Frequency	3300MHz
Horizontal (dBi) peak	-7.61
Vertical (dBi) peak	-7.58

3400MHz



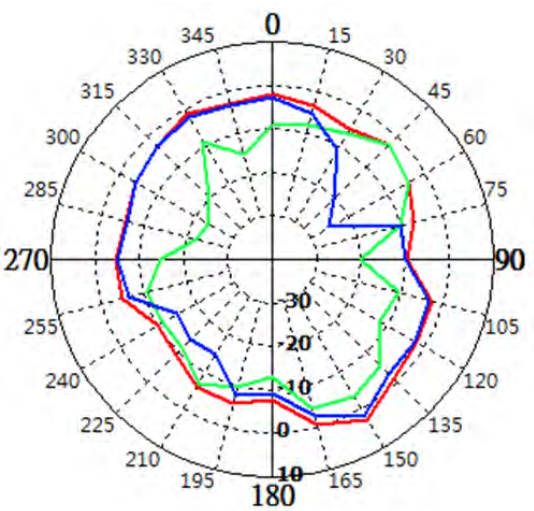
Center Frequency	3400MHz
Horizontal (dBi) peak	-8.15
Vertical (dBi) peak	-3.23

3500MHz



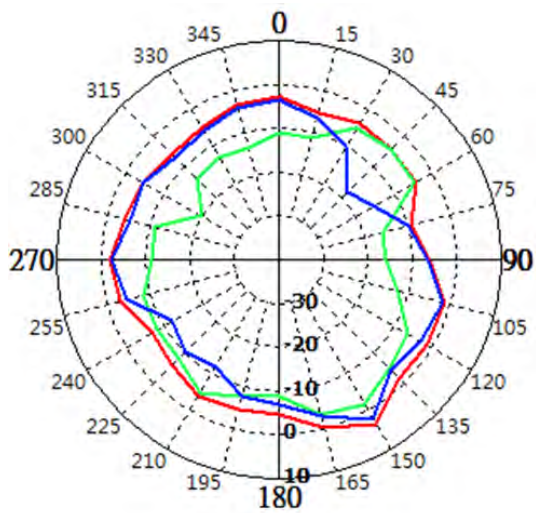
Center Frequency	3500MHz
Horizontal (dBi) peak	-6.73
Vertical (dBi) peak	-0.91

3600MHz



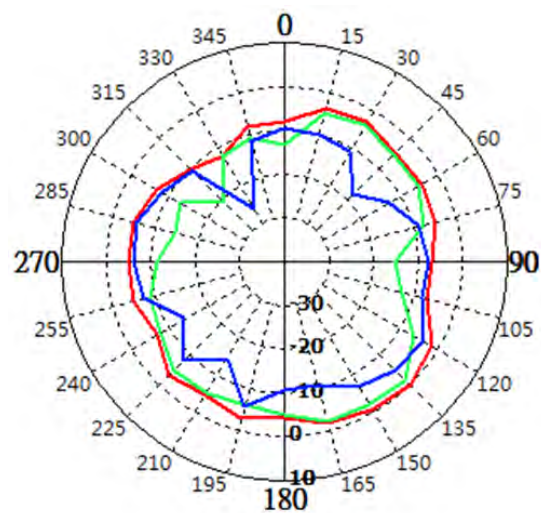
Center Frequency	3600MHz
Horizontal (dBi) peak	-2.98
Vertical (dBi) peak	1.51

3750MHz



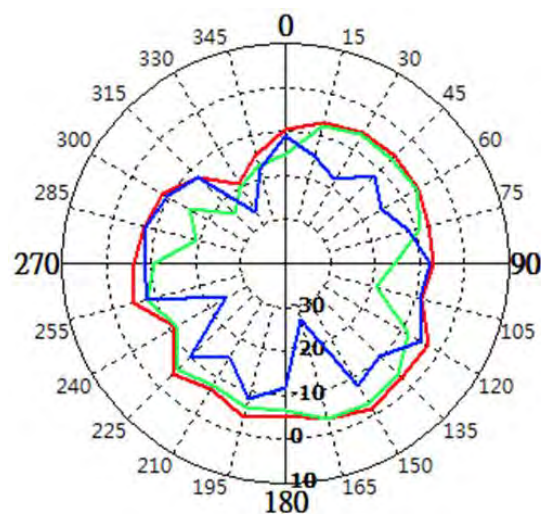
Center Frequency	3750MHz
Horizontal (dBi) peak	-1.84
Vertical (dBi) peak	2.06

4200MHz



Center Frequency	4200MHz
Horizontal (dBi) peak	-1.97
Vertical (dBi) peak	-3.78

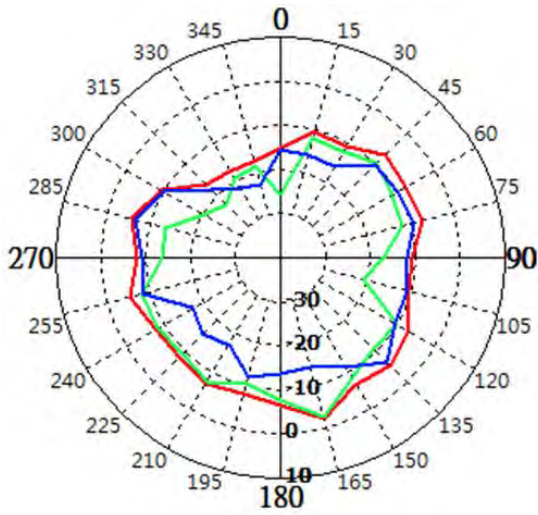
4400MHz



Center Frequency	4400MHz
Horizontal (dBi) peak	-2.96
Vertical (dBi) peak	-4.91

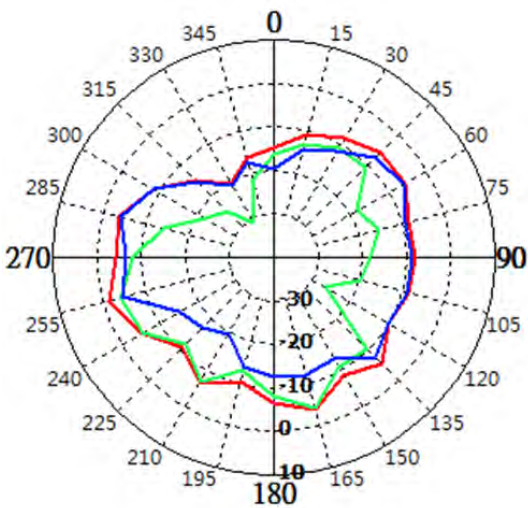
4800MHz

Center Frequency	4800MHz
Horizontal (dBi) peak	-2.55
Vertical (dBi) peak	-6.6

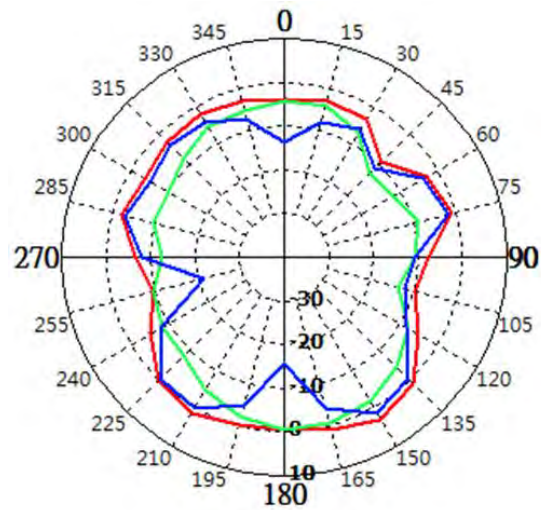


5000MHz

Center Frequency	5000MHz
Horizontal (dBi) peak	-4.16
Vertical (dBi) peak	-4.19

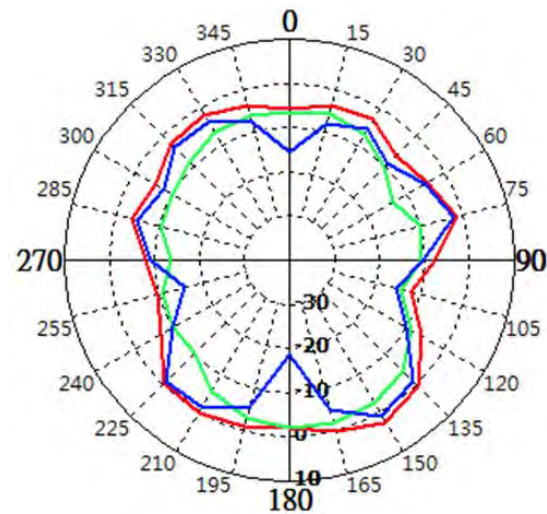


Ant8:
1710 MHz



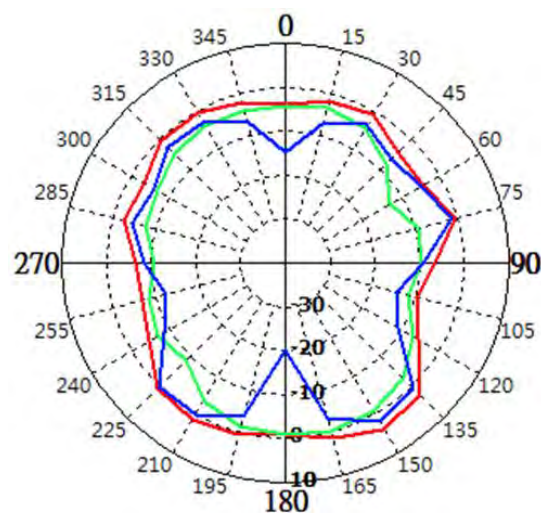
Center Frequency	1710MHz
Horizontal (dBi) peak	-0.58
Vertical (dBi) peak	1.1

1750MHz



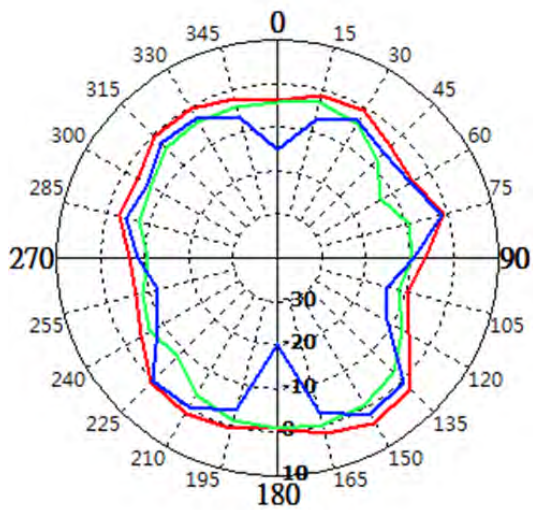
Center Frequency	1750MHz
Horizontal (dBi) peak	-1.87
Vertical (dBi) peak	0.66

1780MHz



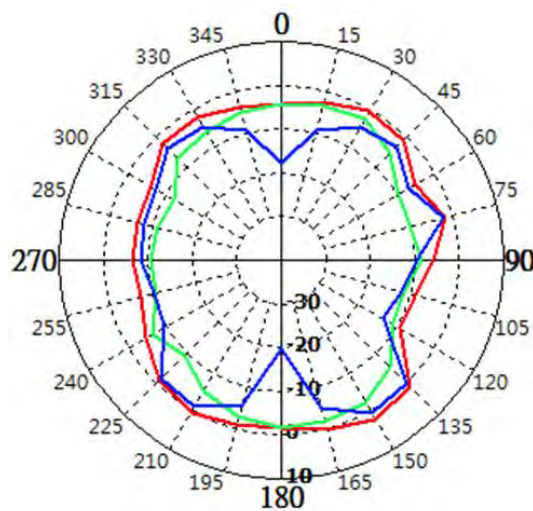
Center Frequency	1780MHz
Horizontal (dBi) peak	-0.29
Vertical (dBi) peak	1.84

1785MHz



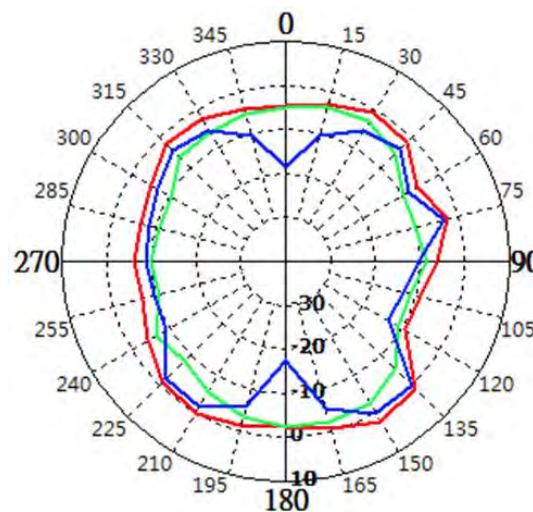
Center Frequency	1785MHz
Horizontal (dBi) peak	-0.2
Vertical (dBi) peak	1.7

1880MHz



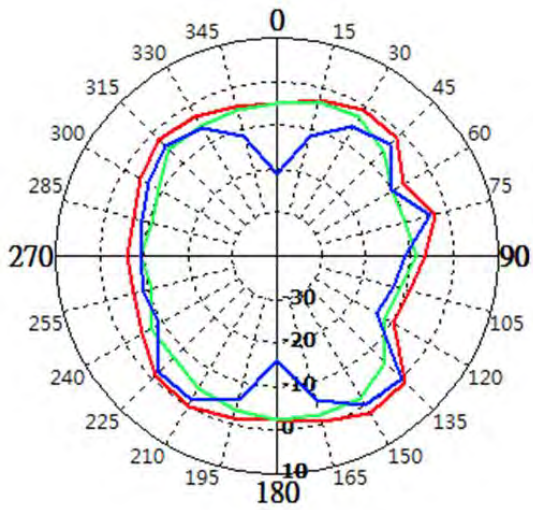
Center Frequency	1880MHz
Horizontal (dBi) peak	-1.74
Vertical (dBi) peak	0.35

1900MHz



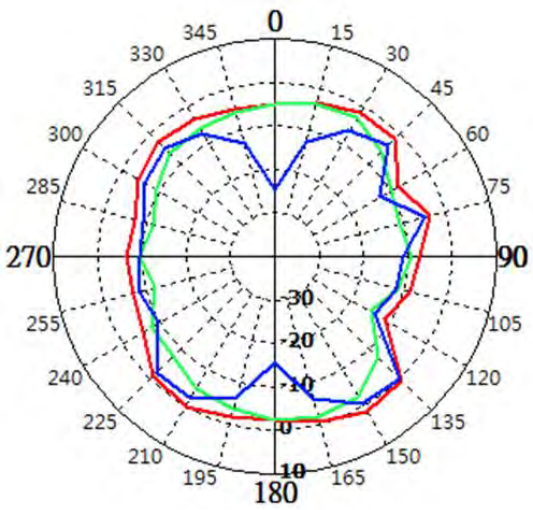
Center Frequency	1900MHz
Horizontal (dBi) peak	-2.31
Vertical (dBi) peak	-0.01

1920MHz



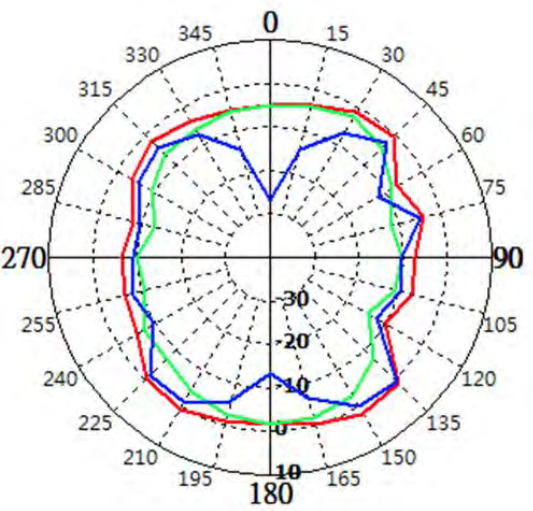
Center Frequency	1920MHz
Horizontal (dBi) peak	-2.09
Vertical (dBi) peak	-0.25

1950MHz



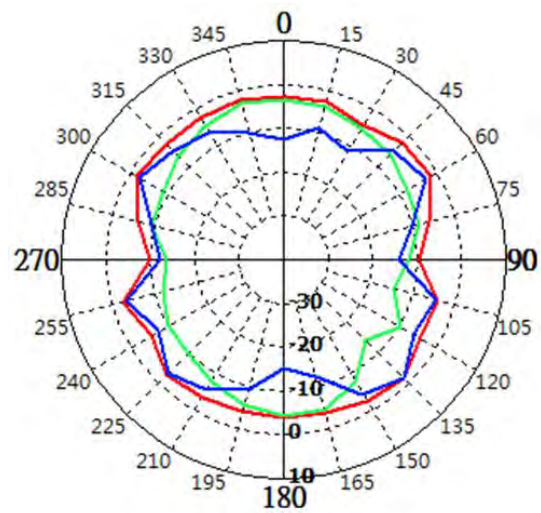
Center Frequency	1950MHz
Horizontal (dBi) peak	-1.97
Vertical (dBi) peak	-0.36

1980MHz



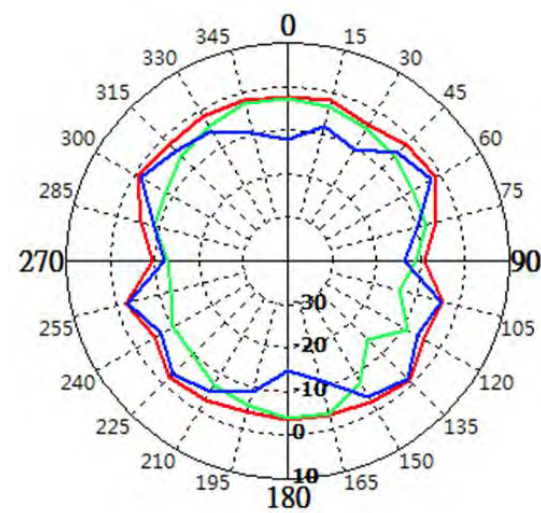
Center Frequency	1980MHz
Horizontal (dBi) peak	-1.72
Vertical (dBi) peak	0.25

2305MHz



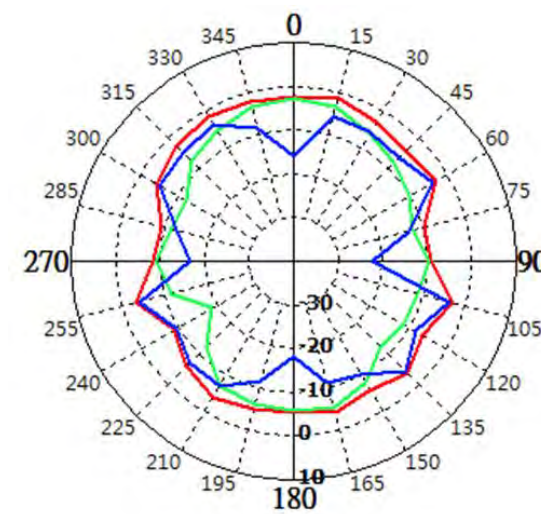
Center Frequency	2305MHz
Horizontal (dBi) peak	-2.97
Vertical (dBi) peak	-1.94

2315MHz



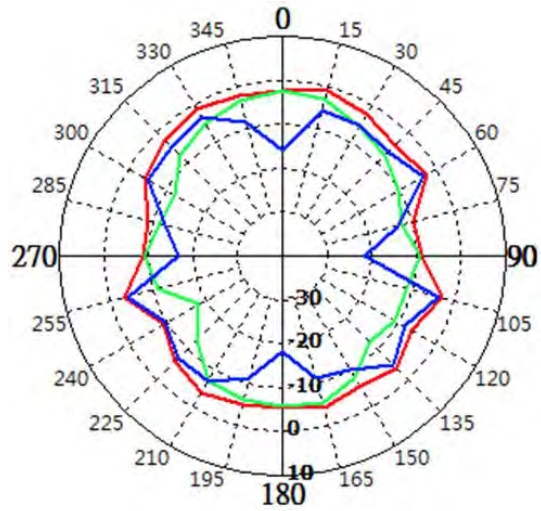
Center Frequency	2315MHz
Horizontal (dBi) peak	-2.74
Vertical (dBi) peak	-1.58

2496MHz



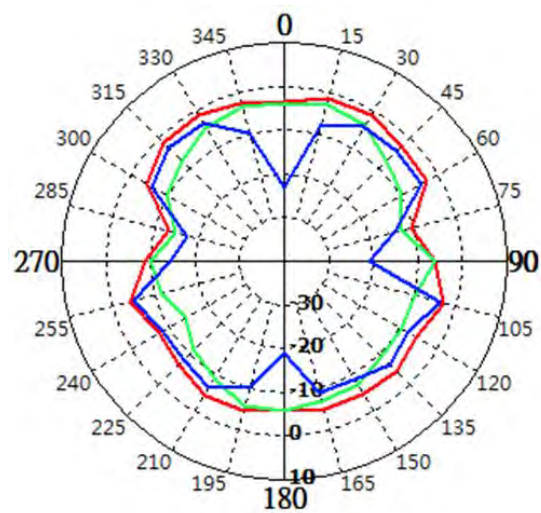
Center Frequency	2496MHz
Horizontal (dBi) peak	-2.62
Vertical (dBi) peak	-3.82

2500MHz



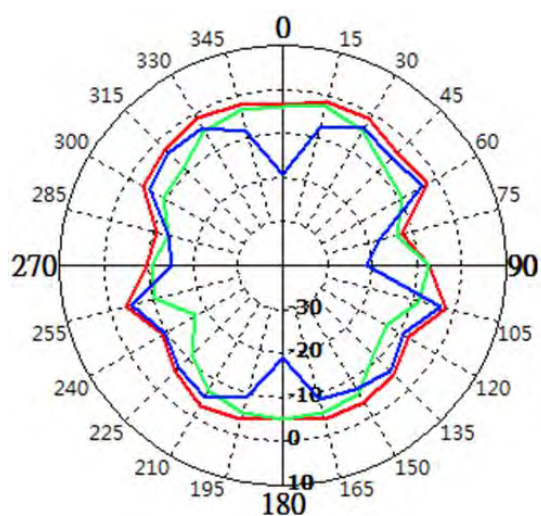
Center Frequency	2500MHz
Horizontal (dBi) peak	-2.41
Vertical (dBi) peak	-3.71

2570MHz



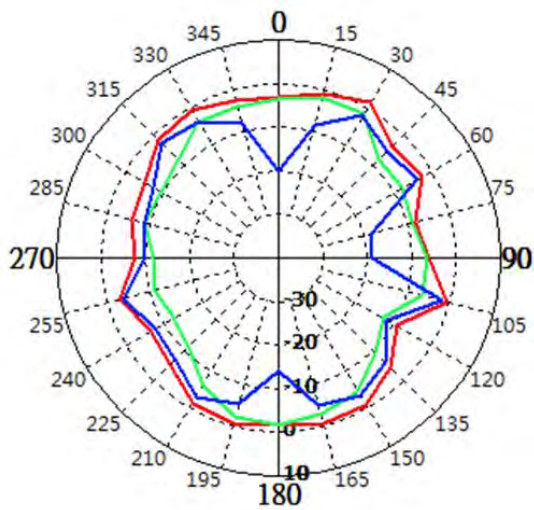
Center Frequency	2570MHz
Horizontal (dBi) peak	-2.89
Vertical (dBi) peak	-3.16

2595MHz



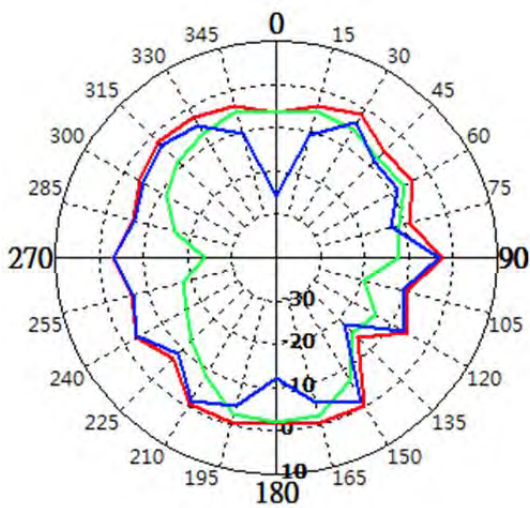
Center Frequency	2595MHz
Horizontal (dBi) peak	-2.81
Vertical (dBi) peak	-3.56

2690MHz



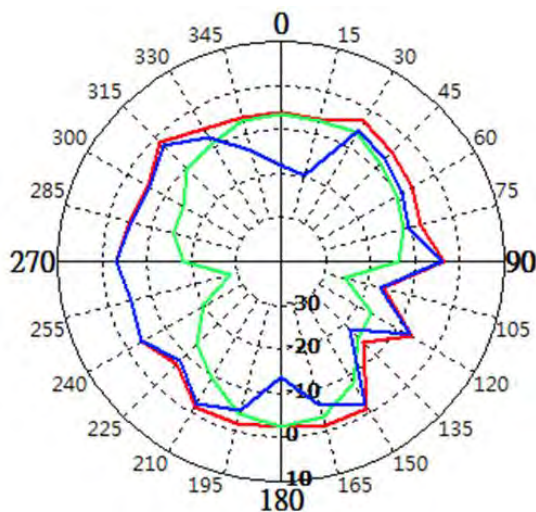
Center Frequency	2690MHz
Horizontal (dBi) peak	-1.73
Vertical (dBi) peak	-1.91

3300MHz



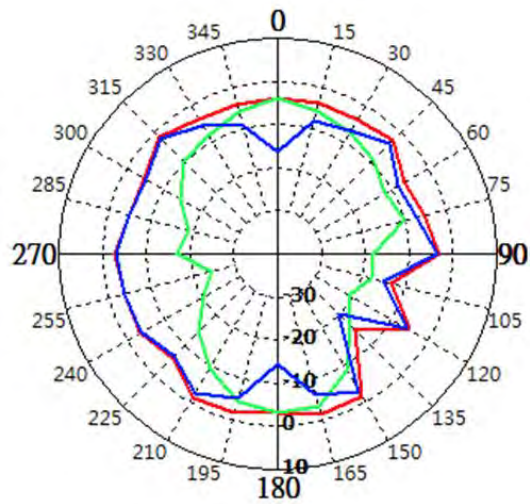
Center Frequency	3300MHz
Horizontal (dBi) peak	-1.87
Vertical (dBi) peak	-1.5

3400MHz



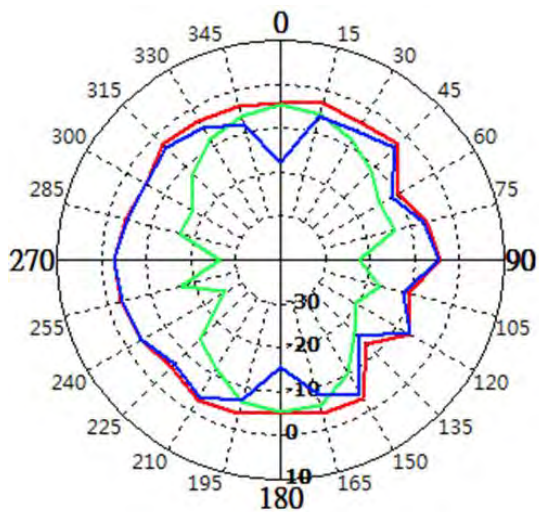
Center Frequency	3400MHz
Horizontal (dBi) peak	-2.55
Vertical (dBi) peak	-2.6

3500MHz



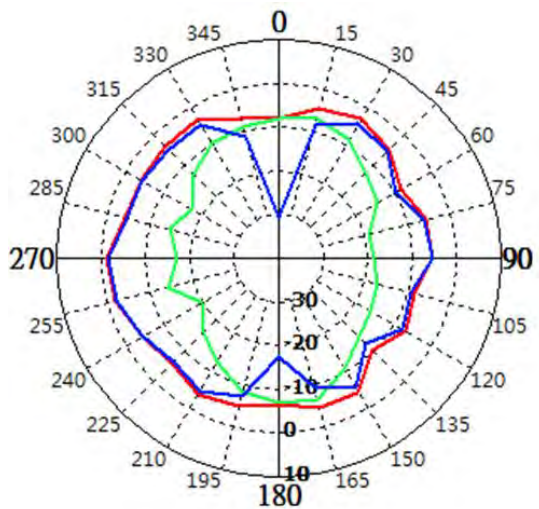
Center Frequency	3500MHz
Horizontal (dBi) peak	-3.31
Vertical (dBi) peak	-2.24

3600MHz



Center Frequency	3600MHz
Horizontal (dBi) peak	-4.64
Vertical (dBi) peak	-2.74

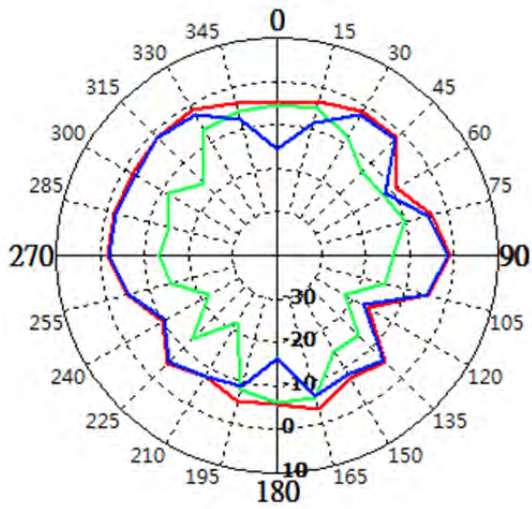
3750MHz



Center Frequency	3750MHz
Horizontal (dBi) peak	-6.41
Vertical (dBi) peak	-1.53

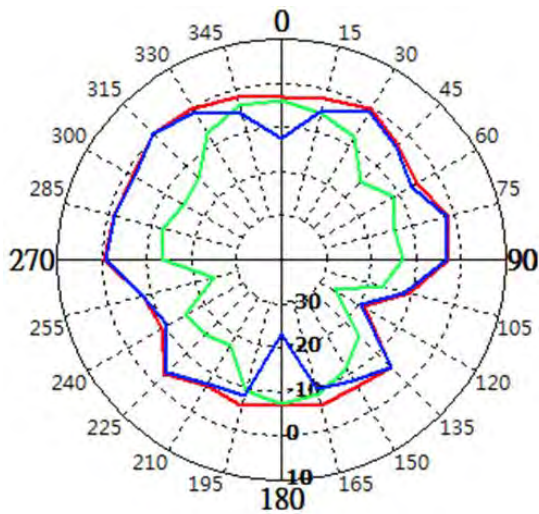
4200MHz

Center Frequency	4200MHz
Horizontal (dBi) peak	-5.13
Vertical (dBi) peak	-1.13



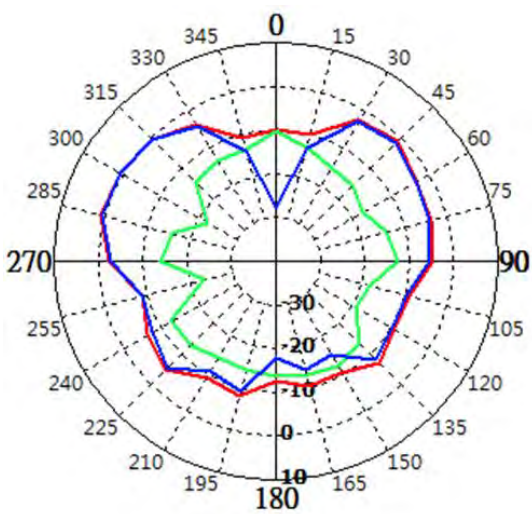
4400MHz

Center Frequency	MHz
Horizontal (dBi) peak	-3.75
Vertical (dBi) peak	0.3

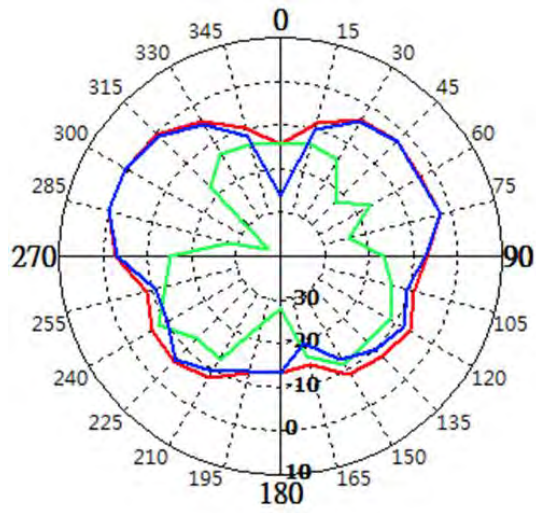


4800MHz

Center Frequency	MHz
Horizontal (dBi) peak	-10.18
Vertical (dBi) peak	0.65



5000MHz

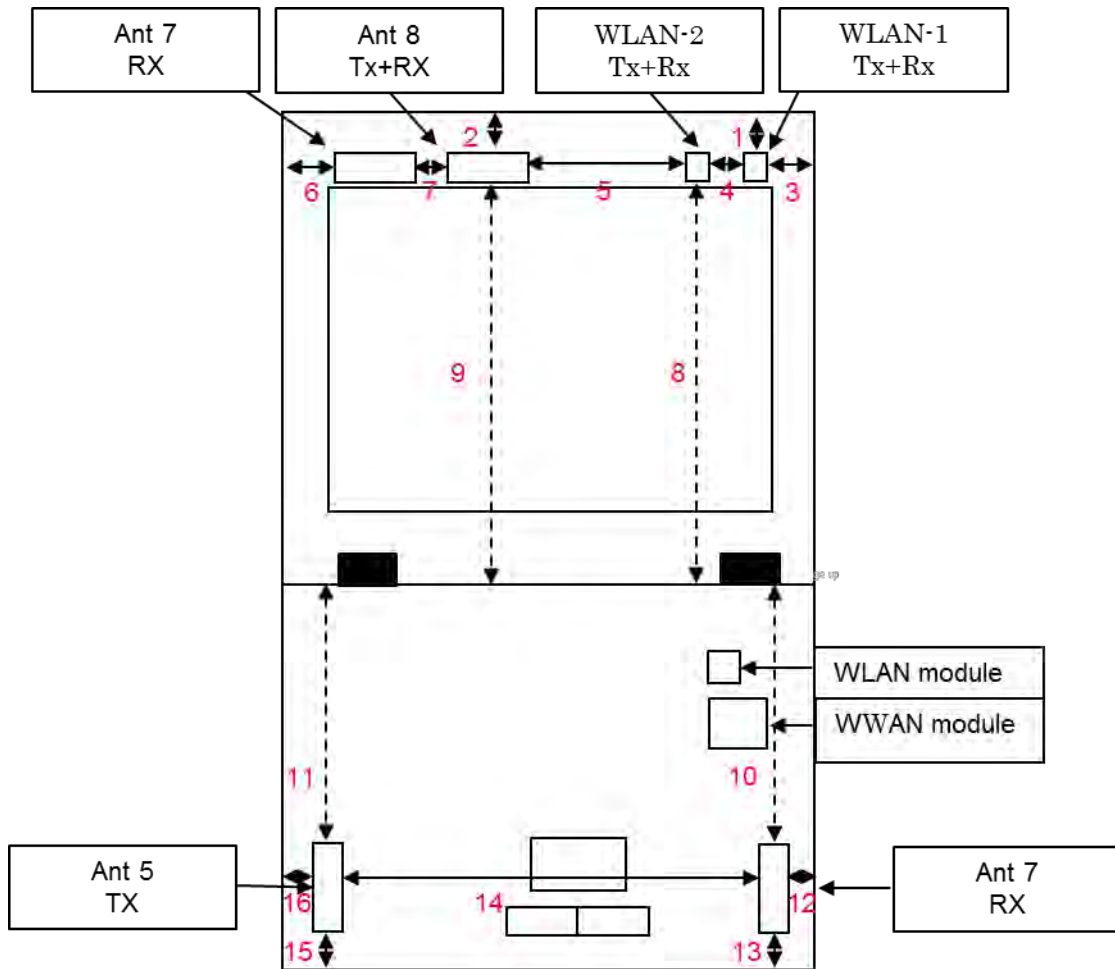


Center Frequency	5000MHz
Horizontal (dBi) peak	-8.52
Vertical (dBi) peak	0.2

Section 4. Host Platform Information

OEM / ODM Host platform: Example (Quanta/Rainer 1.0) platform correlated to antenna data

Rating Label Photo:

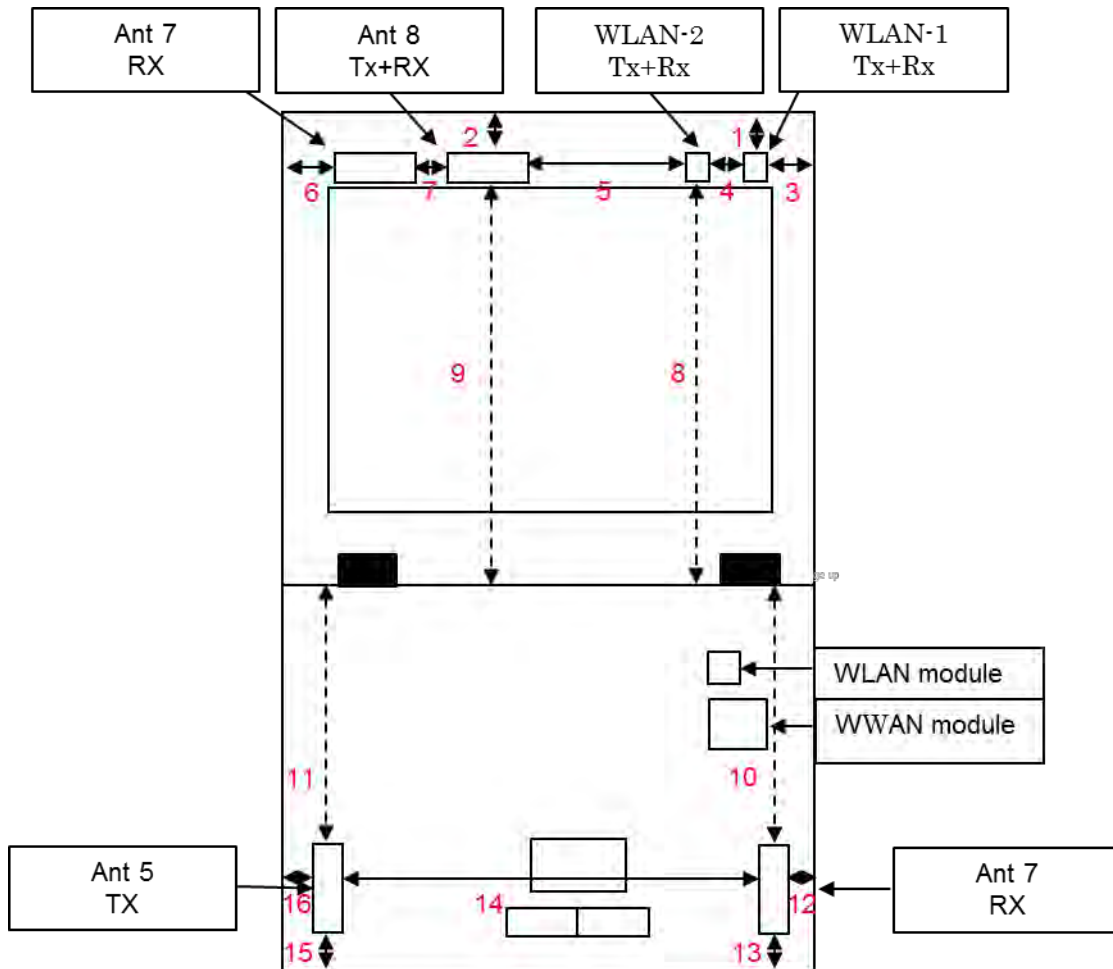


Section 5. Antenna Host Platform Location Information

Include a **dimensioned photo(s) or dimensioned drawing(s)** of Ant5,Ant6,Ant7,Ant8 placements (measurements are not required for receive-only antenna).

Any antenna that transmits must show dimensions to bottom of laptop. Provide a description of the materials that are used for supporting or surrounding transmit antennas; for example, non-conductive plastics vs. conductive coated plastic or metallic materials.

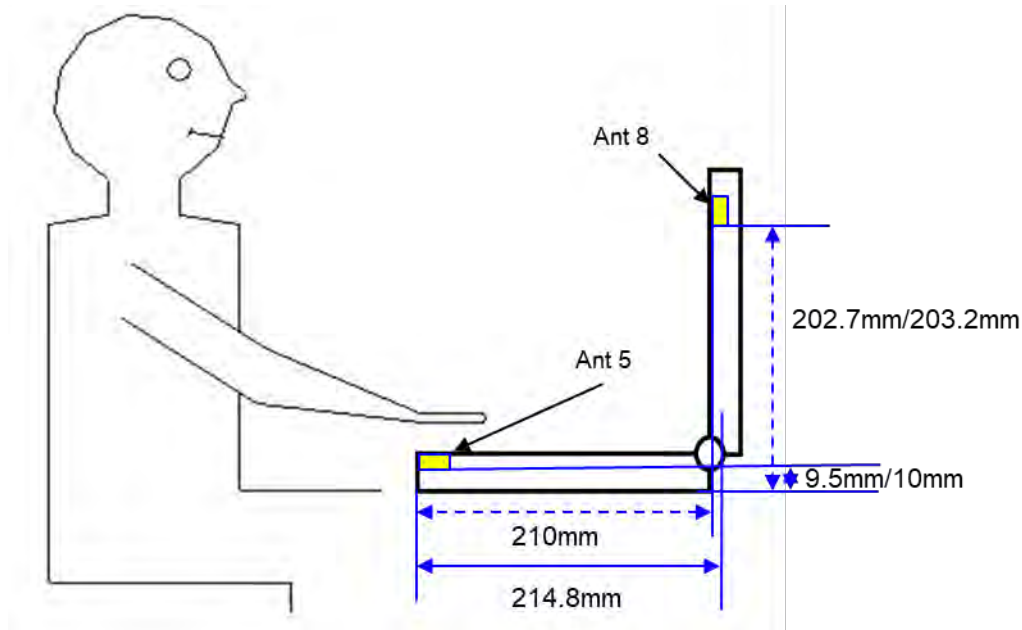
Example:



Dimension: (mm)	1	2	3	4	5	6	7	8
	3.1	2.1	4	19	92	4	18.5	201.8
	9	10	11	12	13	14	15	16
	201.8	141.2	141.2	3	9.7	284	9.7	3

Section 6. Antenna dimensional information for SAR evaluation

Include a **dimensioned photo(s) or dimensioned drawing(s)** showing the distance (mm) between the transmit antennas and the user (excluding hands, wrist, feet, and ankle). For notebook/laptop hosts show lapheld position (example below). For tablet hosts show all orientations including lapheld, primary & secondary portrait, primary & secondary landscape positions. Include a description of any proximity sensors or power throttling implementations that limit or exclude use of any host orientation.



Ant 5

Without rubber foot: 9.5 mm
With rubber foot: 10 mm

Ant 8

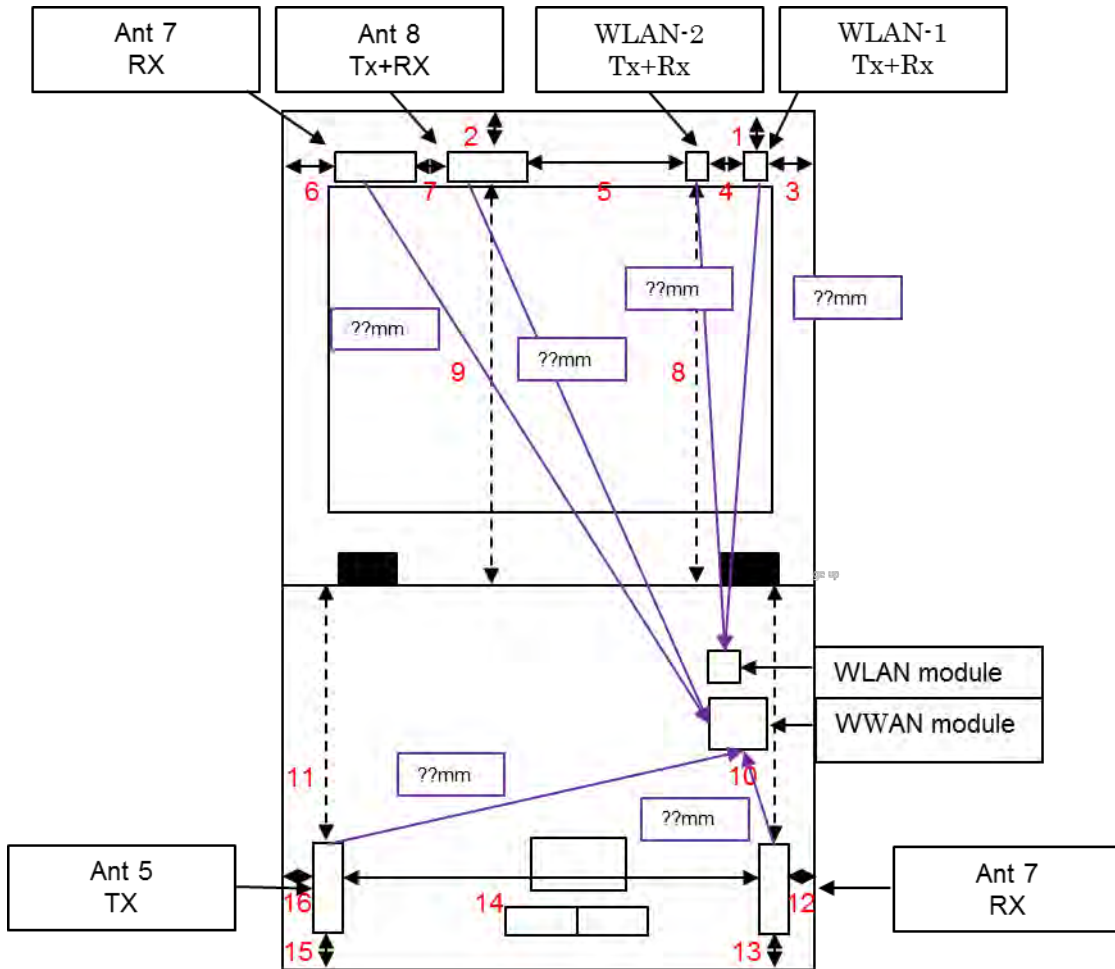
Without rubber foot: 202.7 mm
With rubber foot: 203.2 mm

Section 7. Diagram Example of Co-Location Antenna Separation

Include a **dimensioned photo or dimensioned drawing** showing the distance (mm) between **all WLAN transmit antennas** and other co-located radiator transmit antenna such as Bluetooth, WWAN,..

Example:

(Note: Due to the evolving rules regarding co-location, each platform will need to be reviewed on a case by case basis)



NB Dimension: (mm)	WWAN module to ANT5	50.8
	WWAN module to ANT6	231
	WWAN module to ANT7	281.8
	WWAN module to ANT8	241.8
	WLAN module to WLAN-1	199.5
	WLAN module to WLAN-2	199.7

Section 8. Local representative contact information

Local representative contact information is required for regulatory support for target countries below.

	Local company name	Contact name	Phone number	FAX Number	e-Mail Address	Notes
Argentina						
Azerbaijan						
Cambodia						
Indonesia						
Israel						
Malaysia						
Philippines						
Singapore						Telecommunication Equipment Dealer License Required
South Africa						
USA, Canada						
Vietnam						