

RF Exposure report



The following samples were submitted and identified on behalf of the client as:

Product Name	Convertible PC
Brand Name	HP
Model No.	TPN-C166
Applicant	HP Inc. 1501 Page Mill Road, Palo Alto, CA 94304, USA
Standards	IEEE/ANSI C95.1-1992, IEEE 1528-2013
FCC ID	B94-MT7922A22MB
Date of EUT Receipt	Dec. 02, 2022
Date of Test(s)	Dec. 16, 2022 ~ Jan. 09, 2023
Date of Issue	Feb. 01, 2023

In the configuration tested, the EUT complied with the standards specified above.

Remarks:

This report details the results of the testing carried out on one sample, the results contained in this test report do not relate to other samples of the same product. The manufacturer should ensure that all products in series production are in conformity with the product sample detailed in this report.

This report may only be reproduced and distributed in full. If the product in this report is used in any configuration other than that detailed in the report, the manufacturer must ensure the new system complies with all relevant standards. Any mention of SGS Taiwan Ltd. Central RF Lab or testing done by SGS Taiwan Ltd. Central RF Lab in connection with distribution or use of the product described in this report must be approved by SGS Taiwan Ltd. Central RF Lab in writing.

Signed on behalf of SGS

Clerk / Kimmy Chiou	PM / Tom Chiang	Approved By / John Yeh

Date: Feb. 01, 2023

Unless otherwise stated the results shown in this test report refer only to the sample(s) tested and such sample(s) are retained for 90 days only.

除非另有說明，此報告結果僅對測試之樣品負責，同時此樣品僅保留90天。本報告未經本公司書面許可，不可部份複製。

This document is issued by the Company subject to its General Conditions of Service printed overleaf, available on request or accessible at <http://www.sgs.com.tw/Terms-and-Conditions> and for electronic format documents, subject to Terms and Conditions for Electronic Documents at <http://www.sgs.com.tw/Terms-and-Conditions>. Attention is drawn to the limitation of liability, indemnification and jurisdiction issues defined therein. Any holder of this document is advised that information contained hereon reflects the Company's findings at the time of its intervention only and within the limits of Client's instructions, if any. The Company's sole responsibility is to its Client and this document does not exonerate parties to a transaction from exercising all their rights and obligations under the transaction documents. This document cannot be reproduced except in full, without prior written approval of the Company. Any unauthorized alteration, forgery or falsification of the content or appearance of this document is unlawful and offenders may be prosecuted to the fullest extent of the law.

SGS Taiwan Ltd.

No.134,Wu Kung Road, New Taipei Industrial Park, Wuku District, New Taipei City, Taiwan/新北市五股區新北產業園區五工路 134 號

台灣檢驗科技股份有限公司

t (886-2) 2299-3279

f (886-2) 2298-0488

www.sgs.com.tw

Member of SGS Group

Revision History

Report Number	Revision	Description	Issue Date	Revised By	Remark
TESA2211000528E5	00	Initial creation of document	Feb. 01, 2023	Kimmy Chiou	

Note:

- The mark " * " is the revised version of the report due to comments submitted by the certification.

Unless otherwise stated the results shown in this test report refer only to the sample(s) tested and such sample(s) are retained for 90 days only.
 除非另有說明，此報告結果僅對測試之樣品負責，同時此樣品僅保留90天。本報告未經本公司書面許可，不可部份複製。

This document is issued by the Company subject to its General Conditions of Service printed overleaf, available on request or accessible at <http://www.sgs.com.tw/Terms-and-Conditions> and for electronic format documents, subject to Terms and Conditions for Electronic Documents at <http://www.sgs.com.tw/Terms-and-Conditions>. Attention is drawn to the limitation of liability, indemnification and jurisdiction issues defined therein. Any holder of this document is advised that information contained hereon reflects the Company's findings at the time of its intervention only and within the limits of Client's instructions, if any. The Company's sole responsibility is to its Client and this document does not exonerate parties to a transaction from exercising all their rights and obligations under the transaction documents. This document cannot be reproduced except in full, without prior written approval of the Company. Any unauthorized alteration, forgery or falsification of the content or appearance of this document is unlawful and offenders may be prosecuted to the fullest extent of the law.

Contents

1	GENERAL INFORMATION	5
1.1	Test Methodology	5
1.2	Description of EUT.....	6
1.3	Maximum value	7
1.4	Antenna Information.....	7
2	MEASUREMENT SYSTEM	8
2.1	Test Facility	8
2.2	SAR System	9
2.3	PD system	13
3	SAR SYSTEM VERIFICATION	15
3.1	Tissue Simulating Liquid.....	15
3.2	Tissue Simulant Liquid measurement	15
3.3	Measurement results of Tissue Simulant Liquid.....	16
3.4	The composition of the tissue simulating liquid:.....	18
3.5	System check	18
3.6	System check results	19
4	PD SYSTEM VERIFICATION	20
4.1	System check	20
4.2	System check result	21
5	TEST CONFIGURATIONS	22
5.1	Test Environment.....	22
5.2	Test Note.....	22
5.3	Test position.....	24
5.4	Power verification of device mode	25
5.5	Test limit	32
6	MAXIMUM OUTPUT POWER	35
6.1	WLAN	35
6.2	WIFI 6E.....	55
6.3	Bluetooth	59
6.4	BLE.....	59
7	DUTY CYCLE	60
8	SUMMARY OF RESULTS	63
8.1	Decision rules	63
8.2	Summary of SAR Results.....	63
8.3	Summary of PD Results	69
8.4	Reporting statements of conformity	69
8.5	Conclusion	69
9	SIMULTANEOUS TRANSMISSION ANALYSIS	70
9.1	Simultaneous Transmission Scenarios:	70
9.2	Estimated SAR calculation	71
9.3	SPLSR evaluation and analysis.....	71
9.4	Conclusion	73
10	INSTRUMENTS LIST	74
11	UNCERTAINTY BUDGET	75

Unless otherwise stated the results shown in this test report refer only to the sample(s) tested and such sample(s) are retained for 90 days only.

除非另有說明，此報告結果僅對測試之樣品負責，同時此樣品僅保留90天。本報告未經本公司書面許可，不可部份複製。

This document is issued by the Company subject to its General Conditions of Service printed overleaf, available on request or accessible at <http://www.sgs.com.tw/Terms-and-Conditions> and for electronic format documents, subject to Terms and Conditions for Electronic Documents at <http://www.sgs.com.tw/Terms-and-Conditions>. Attention is drawn to the limitation of liability, indemnification and jurisdiction issues defined therein. Any holder of this document is advised that information contained hereon reflects the Company's findings at the time of its intervention only and within the limits of Client's instructions, if any. The Company's sole responsibility is to its Client and this document does not exonerate parties to a transaction from exercising all their rights and obligations under the transaction documents. This document cannot be reproduced except in full, without prior written approval of the Company. Any unauthorized alteration, forgery or falsification of the content or appearance of this document is unlawful and offenders may be prosecuted to the fullest extent of the law.

12	SAR MEASUREMENT RESULTS	79
13	PD MEASUREMENT RESULTS	126
14	SAR SYSTEM CHECK RESULTS	146
15	PD SYSTEM CHECK RESULTS	158
16	APPENDIXES	159
16.1	SAR_Appendix A Photographs	159
16.2	SAR_Appendix B DAE & Probe Cal. Certificate	159
16.3	SAR_Appendix C Phantom Description & Dipole Cal. Certificate	159

Unless otherwise stated the results shown in this test report refer only to the sample(s) tested and such sample(s) are retained for 90 days only.

除非另有說明，此報告結果僅對測試之樣品負責，同時此樣品僅保留90天。本報告未經本公司書面許可，不可部份複製。

This document is issued by the Company subject to its General Conditions of Service printed overleaf, available on request or accessible at <http://www.sgs.com.tw/Terms-and-Conditions> and for electronic format documents, subject to Terms and Conditions for Electronic Documents at <http://www.sgs.com.tw/Terms-and-Conditions>. Attention is drawn to the limitation of liability, indemnification and jurisdiction issues defined therein. Any holder of this document is advised that information contained hereon reflects the Company's findings at the time of its intervention only and within the limits of Client's instructions, if any. The Company's sole responsibility is to its Client and this document does not exonerate parties to a transaction from exercising all their rights and obligations under the transaction documents. This document cannot be reproduced except in full, without prior written approval of the Company. Any unauthorized alteration, forgery or falsification of the content or appearance of this document is unlawful and offenders may be prosecuted to the fullest extent of the law.

1 GENERAL INFORMATION

1.1 Test Methodology

The SAR testing method and procedure for this device is in accordance with the following standards:

IEEE/ANSI C95.1-1992

IEEE 1528-2013

KDB447498D01v06

KDB865664D01v01r04

KDB865664D02v01r02

KDB616217D04v01r02

KDB248227D01v02r01

IEC/IEEE 62209-1528:2020

SPEAG DASY6 System Handbook

SPEAG DASY6 Application Note (Interim Procedure for Device Operation at 6GHz-10GHz)

IEC TR 63170:2018

IEC 62479:2010

Unless otherwise stated the results shown in this test report refer only to the sample(s) tested and such sample(s) are retained for 90 days only.

除非另有說明，此報告結果僅對測試之樣品負責，同時此樣品僅保留90天。本報告未經本公司書面許可，不可部份複製。

This document is issued by the Company subject to its General Conditions of Service printed overleaf, available on request or accessible at <http://www.sgs.com.tw/Terms-and-Conditions> and for electronic format documents, subject to Terms and Conditions for Electronic Documents at <http://www.sgs.com.tw/Terms-and-Conditions>. Attention is drawn to the limitation of liability, indemnification and jurisdiction issues defined therein. Any holder of this document is advised that information contained hereon reflects the Company's findings at the time of its intervention only and within the limits of Client's instructions, if any. The Company's sole responsibility is to its Client and this document does not exonerate parties to a transaction from exercising all their rights and obligations under the transaction documents. This document cannot be reproduced except in full, without prior written approval of the Company. Any unauthorized alteration, forgery or falsification of the content or appearance of this document is unlawful and offenders may be prosecuted to the fullest extent of the law.

1.2 Description of EUT

Product Name	Convertible PC	
Brand Name	HP	
Model No.	TPN-C166	
FCC ID	B94-MT7922A22MB	
Integrated WLAN Module	Brand Name: MediaTek Model Name: MT7922A22M	
Mode	WLAN: 802.11a/b/g/n/ac/ax HT20/HT40/VHT20/VHT40/VHT80/VHT160/HE20/HE40/HE80/ HE160 Bluetooth BR/EDR/LE	
Duty Cycle	WLAN802.11	Please refer to section 7
	Bluetooth	Please refer to section 7
Supported radios (TX Frequency Range, MHz)	802.11 b/g/n/ax	2.4GHz (2400.0 – 2483.5 MHz)
	802.11a/n/ac/ax	5.2GHz (5150.0 – 5350.0 MHz)
		5.6GHz (5470.0 – 5725.0 MHz)
		5.8GHz (5725.0 – 5850.0 MHz)
802.11ax	6.2GHz (5925.0 – 6425.0 MHz)	
	6.5GHz (6425.0 – 6525.0 MHz)	
	6.7GHz (6525.0 – 6875.0 MHz)	
	7.0GHz (6875.0 – 7125.0 MHz)	
Bluetooth 5.2	2.4GHz (2400.0 – 2483.5 MHz)	

Unless otherwise stated the results shown in this test report refer only to the sample(s) tested and such sample(s) are retained for 90 days only.

除非另有說明，此報告結果僅對測試之樣品負責，同時此樣品僅保留90天。本報告未經本公司書面許可，不可部份複製。

This document is issued by the Company subject to its General Conditions of Service printed overleaf, available on request or accessible at <http://www.sgs.com.tw/Terms-and-Conditions> and for electronic format documents, subject to Terms and Conditions for Electronic Documents at <http://www.sgs.com.tw/Terms-and-Conditions>. Attention is drawn to the limitation of liability, indemnification and jurisdiction issues defined therein. Any holder of this document is advised that information contained hereon reflects the Company's findings at the time of its intervention only and within the limits of Client's instructions, if any. The Company's sole responsibility is to its Client and this document does not exonerate parties to a transaction from exercising all their rights and obligations under the transaction documents. This document cannot be reproduced except in full, without prior written approval of the Company. Any unauthorized alteration, forgery or falsification of the content or appearance of this document is unlawful and offenders may be prosecuted to the fullest extent of the law.

1.3 Maximum value

Summary of Maximum SAR and Power Density Value			
Mode	Highest SAR 1g Body (W/kg)	Highest APD (W/m ²)	Highest PD (W/m ²)
Bluetooth(GFSK)	0.19	N/A	N/A
2.4G WLAN	0.62	N/A	N/A
5G WLAN	0.96	N/A	N/A
6G WLAN	0.27	1.72	6.60

1.4 Antenna Information

Vendor	Vendor 2																			
Antenna	Main/Tx2					Aux/Tx1														
Part Number	219HCTN12274																			
Frequency(MHz)	2400-2500	5150-5250	5250-5350	5470-5725	5725-5850	5850-5895	5925-6425	6425-6525	6525-6875	6875-7125	2400-2500	5150-5250	5250-5350	5470-5725	5725-5850	5850-5895	5925-6425	6425-6525	6525-6875	6875-7125
Gain (dBi)	2.59	2.46	0.80	1.25	1.03	1.03	1.08	1.89	2.19	2.81	0.99	0.50	1.17	1.19	2.59	2.59	2.98	2.32	2.76	2.76

Note: Antenna information is provided by the applicant.

Vendor	Vendor 1																			
Antenna	Main/Tx2					Aux/Tx1														
Part Number	48EABPDR																			
Frequency(MHz)	2400-2500	5150-5250	5250-5350	5470-5725	5725-5850	5850-5895	5925-6425	6425-6525	6525-6875	6875-7125	2400-2500	5150-5250	5250-5350	5470-5725	5725-5850	5850-5895	5925-6425	6425-6525	6525-6875	6875-7125
Gain (dBi)	-0.11	2.48	2.77	2.98	0.87	2.02	2.18	2.21	2.21	2.57	0.21	0.32	2.13	0.77	2.14	2.75	2.70	1.99	1.85	1.22

Note: Antenna information is provided by the applicant.

Unless otherwise stated the results shown in this test report refer only to the sample(s) tested and such sample(s) are retained for 90 days only.

除非另有說明，此報告結果僅對測試之樣品負責，同時此樣品僅保留90天。本報告未經本公司書面許可，不可部份複製。

This document is issued by the Company subject to its General Conditions of Service printed overleaf, available on request or accessible at <http://www.sgs.com.tw/Terms-and-Conditions> and for electronic format documents, subject to Terms and Conditions for Electronic Documents at <http://www.sgs.com.tw/Terms-and-Conditions>. Attention is drawn to the limitation of liability, indemnification and jurisdiction issues defined therein. Any holder of this document is advised that information contained hereon reflects the Company's findings at the time of its intervention only and within the limits of Client's instructions, if any. The Company's sole responsibility is to its Client and this document does not exonerate parties to a transaction from exercising all their rights and obligations under the transaction documents. This document cannot be reproduced except in full, without prior written approval of the Company. Any unauthorized alteration, forgery or falsification of the content or appearance of this document is unlawful and offenders may be prosecuted to the fullest extent of the law.

2 MEASUREMENT SYSTEM

2.1 Test Facility

Laboratory	Test Site Address	Test Site Name	FCC Designation number	IC CAB identifier
SGS Taiwan Ltd. Central RF Lab. (TAF code 3702)	1F, No. 8, Alley 15, Lane 120, Sec. 1, NeiHu Road, NeiHu District, Taipei City, 11493, Taiwan.	SAR 2	TW0029	TW3702
		SAR 6		
	No. 2, Keji 1st Rd., Guishan Township, Taoyuan County, 33383, Taiwan	SAR 1	TW0028	
		SAR 4		
	No.134, Wu Kung Road, New Taipei Industrial Park, Wuku District, New Taipei City, Taiwan	SAR 3	TW0027	
		SAR 7		

Note: Test site name is remarked on the equipment list in each section of this report as an indication where measurements occurred in specific test site and address.

Unless otherwise stated the results shown in this test report refer only to the sample(s) tested and such sample(s) are retained for 90 days only.

除非另有說明，此報告結果僅對測試之樣品負責，同時此樣品僅保留90天。本報告未經本公司書面許可，不可部份複製。

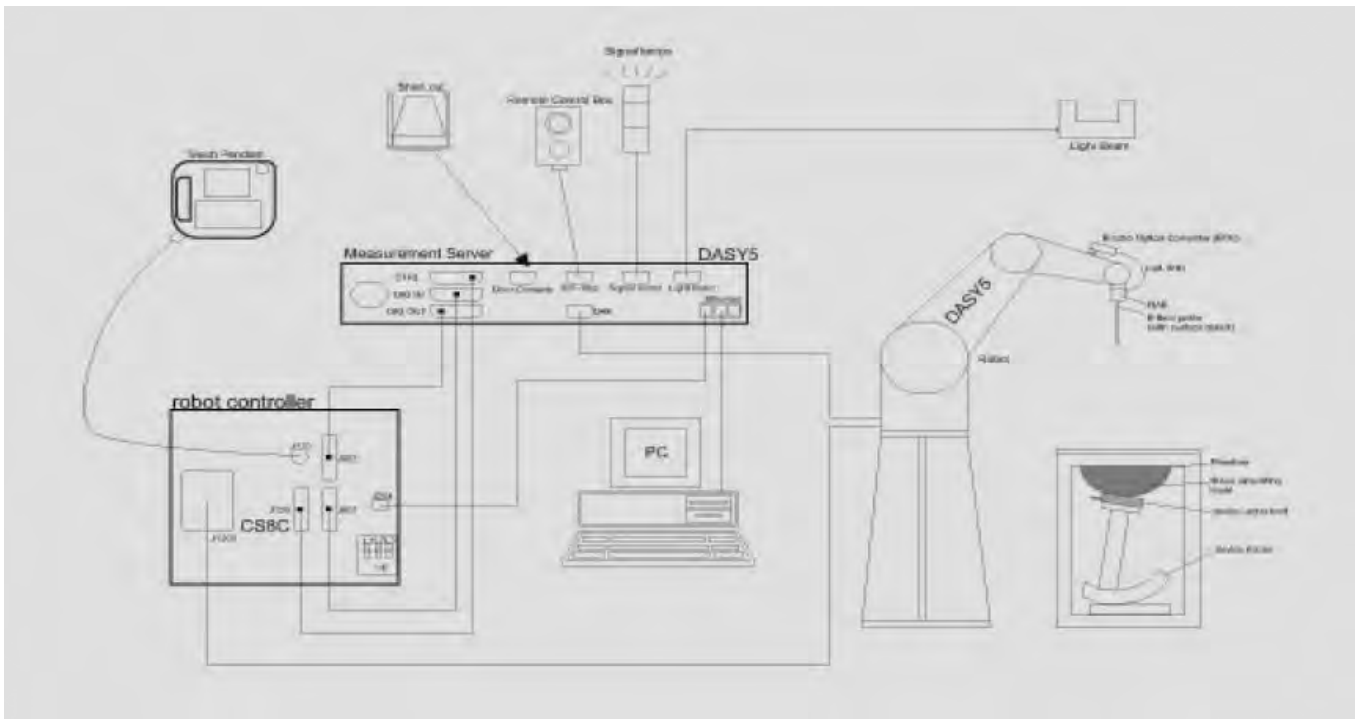
This document is issued by the Company subject to its General Conditions of Service printed overleaf, available on request or accessible at <http://www.sgs.com.tw/Terms-and-Conditions> and for electronic format documents, subject to Terms and Conditions for Electronic Documents at <http://www.sgs.com.tw/Terms-and-Conditions>. Attention is drawn to the limitation of liability, indemnification and jurisdiction issues defined therein. Any holder of this document is advised that information contained hereon reflects the Company's findings at the time of its intervention only and within the limits of Client's instructions, if any. The Company's sole responsibility is to its Client and this document does not exonerate parties to a transaction from exercising all their rights and obligations under the transaction documents. This document cannot be reproduced except in full, without prior written approval of the Company. Any unauthorized alteration, forgery or falsification of the content or appearance of this document is unlawful and offenders may be prosecuted to the fullest extent of the law.

SGS Taiwan Ltd. | No.134,Wu Kung Road, New Taipei Industrial Park, Wuku District, New Taipei City, Taiwan/新北市五股區新北產業園區五工路 134 號

2.2 SAR System

Block Diagram (DASY5)

A block diagram of the SAR measurement System is given in below. This SAR measurement system uses a computer-controlled 3-D stepper motor system (SPEAG DASY 5 professional system). The model EX3DV4 field probe is used to determine the internal electric fields. The SAR can be obtained from the equation $SAR = \sigma (|E|^2) / \rho$ where σ and ρ are the conductivity and mass density of the tissue-simulant.



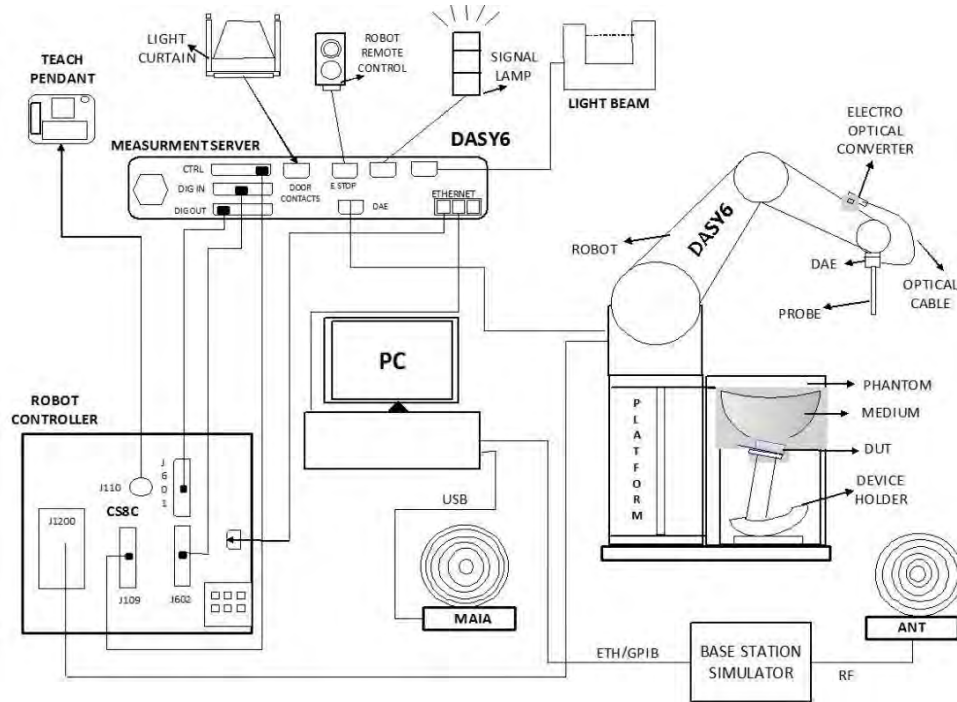
Unless otherwise stated the results shown in this test report refer only to the sample(s) tested and such sample(s) are retained for 90 days only.

除非另有說明，此報告結果僅對測試之樣品負責，同時此樣品僅保留90天。本報告未經本公司書面許可，不可部份複製。

This document is issued by the Company subject to its General Conditions of Service printed overleaf, available on request or accessible at <http://www.sgs.com.tw/Terms-and-Conditions> and for electronic format documents, subject to Terms and Conditions for Electronic Documents at <http://www.sgs.com.tw/Terms-and-Conditions>. Attention is drawn to the limitation of liability, indemnification and jurisdiction issues defined therein. Any holder of this document is advised that information contained hereon reflects the Company's findings at the time of its intervention only and within the limits of Client's instructions, if any. The Company's sole responsibility is to its Client and this document does not exonerate parties to a transaction from exercising all their rights and obligations under the transaction documents. This document cannot be reproduced except in full, without prior written approval of the Company. Any unauthorized alteration, forgery or falsification of the content or appearance of this document is unlawful and offenders may be prosecuted to the fullest extent of the law.

Block Diagram (DASY6)

The DASY system used for performing compliance tests consists of the following items:




- A standard high precision 6-axis robot with controller, teach pendant and software. An arm extension for accommodating the data acquisition electronics (DAE).
- An isotropic field probe optimized and calibrated for the targeted measurement.
- A data acquisition electronics (DAE) which performs the signal amplification, signal multiplexing, AD-conversion, offset measurements, mechanical surface detection, collision detection, etc. The unit is battery powered with standard or rechargeable batteries. The signal is optically transmitted to the EOC.
- The Electro-optical converter (EOC) performs the conversion from optical to electrical signals for the digital communication to the DAE. To use optical surface detection, a special version of the EOC is required. The EOC signal is transmitted to the measurement server.
- The function of the measurement server is to perform the time critical tasks such as signal filtering, control of the robot operation and fast movement interrupts.
- The Light Beam used is for probe alignment. This improves the (absolute) accuracy of the probe positioning.
- A computer running Windows 10 and the DASY6 software.
- Remote control and teach pendant as well as additional circuitry for robot safety such as warning lamps, etc.
- The phantom, the device holder and other accessories according to the targeted measurement.

Unless otherwise stated the results shown in this test report refer only to the sample(s) tested and such sample(s) are retained for 90 days only.

除非另有說明，此報告結果僅對測試之樣品負責，同時此樣品僅保留90天。本報告未經本公司書面許可，不可部份複製。

This document is issued by the Company subject to its General Conditions of Service printed overleaf, available on request or accessible at <http://www.sgs.com.tw/Terms-and-Conditions> and for electronic format documents, subject to Terms and Conditions for Electronic Documents at <http://www.sgs.com.tw/Terms-and-Conditions>. Attention is drawn to the limitation of liability, indemnification and jurisdiction issues defined therein. Any holder of this document is advised that information contained hereon reflects the Company's findings at the time of its intervention only and within the limits of Client's instructions, if any. The Company's sole responsibility is to its Client and this document does not exonerate parties to a transaction from exercising all their rights and obligations under the transaction documents. This document cannot be reproduced except in full, without prior written approval of the Company. Any unauthorized alteration, forgery or falsification of the content or appearance of this document is unlawful and offenders may be prosecuted to the fullest extent of the law.

EX3DV4 E-Field Probe

Construction	Symmetrical design with triangular core Built-in shielding against static charges PEEK enclosure material (resistant to organic solvents, e.g., DGBE)	
Calibration	Basic Broad Band Calibration in air Conversion Factors (CF) for HSL 2450/5250/5600/5750/6500/7000 MHz Additional CF for other liquids and frequencies upon request	
Frequency	10 MHz to > 6 GHz	
Directivity	± 0.3 dB in HSL (rotation around probe axis) ± 0.5 dB in tissue material (rotation normal to probe axis)	
Dynamic Range	10 µW/g to > 100 mW/g Linearity: ± 0.2 dB (noise: typically < 1 µW/g)	
Dimensions	Tip diameter: 2.5 mm	
Application	High precision dosimetric measurements in any exposure scenario (e.g., very strong gradient fields). Only probe which enables compliance testing for frequencies up to 6 GHz with precision of better 30%.	

Unless otherwise stated the results shown in this test report refer only to the sample(s) tested and such sample(s) are retained for 90 days only.

除非另有說明，此報告結果僅對測試之樣品負責，同時此樣品僅保留90天。本報告未經本公司書面許可，不可部份複製。

This document is issued by the Company subject to its General Conditions of Service printed overleaf, available on request or accessible at <http://www.sgs.com.tw/Terms-and-Conditions> and for electronic format documents, subject to Terms and Conditions for Electronic Documents at <http://www.sgs.com.tw/Terms-and-Conditions>. Attention is drawn to the limitation of liability, indemnification and jurisdiction issues defined therein. Any holder of this document is advised that information contained hereon reflects the Company's findings at the time of its intervention only and within the limits of Client's instructions, if any. The Company's sole responsibility is to its Client and this document does not exonerate parties to a transaction from exercising all their rights and obligations under the transaction documents. This document cannot be reproduced except in full, without prior written approval of the Company. Any unauthorized alteration, forgery or falsification of the content or appearance of this document is unlawful and offenders may be prosecuted to the fullest extent of the law.

SGS Taiwan Ltd.

No.134,Wu Kung Road, New Taipei Industrial Park, Wuku District, New Taipei City, Taiwan/新北市五股區新北產業園區五工路 134 號

台灣檢驗科技股份有限公司


t (886-2) 2299-3279

f (886-2) 2298-0488


www.sgs.com.tw

Member of SGS Group

PHANTOM (ELI)

Model	ELI	
Construction	The ELI phantom is used for compliance testing of handheld and body-mounted wireless devices in the frequency range of 30 MHz to 6 GHz. ELI is fully compatible with the IEC 62209-2 standard and all known tissue simulating liquids. ELI has been optimized regarding its performance and can be integrated into our standard phantom tables. A cover prevents evaporation of the liquid. Reference markings on the phantom allow installation of the complete setup, including all predefined phantom positions and measurement grids, by teaching three points. The phantom is compatible with all SPEAG dosimetric probes and dipoles.	
Shell Thickness	2 ± 0.2 mm	
Filling Volume	Approx. 30 liters	
Dimensions	Major axis: 600 mm Minor axis: 400 mm	

DEVICE HOLDER (ELI)

Construction	The device holder (Supporter) for Notebook is made by POM (polyoxymethylene resin), which is non-metal and non-conductive. The height can be adjusted to fit varies kind of notebooks.	 <p style="text-align: center;">Device Holder</p>
--------------	--	---

Unless otherwise stated the results shown in this test report refer only to the sample(s) tested and such sample(s) are retained for 90 days only.

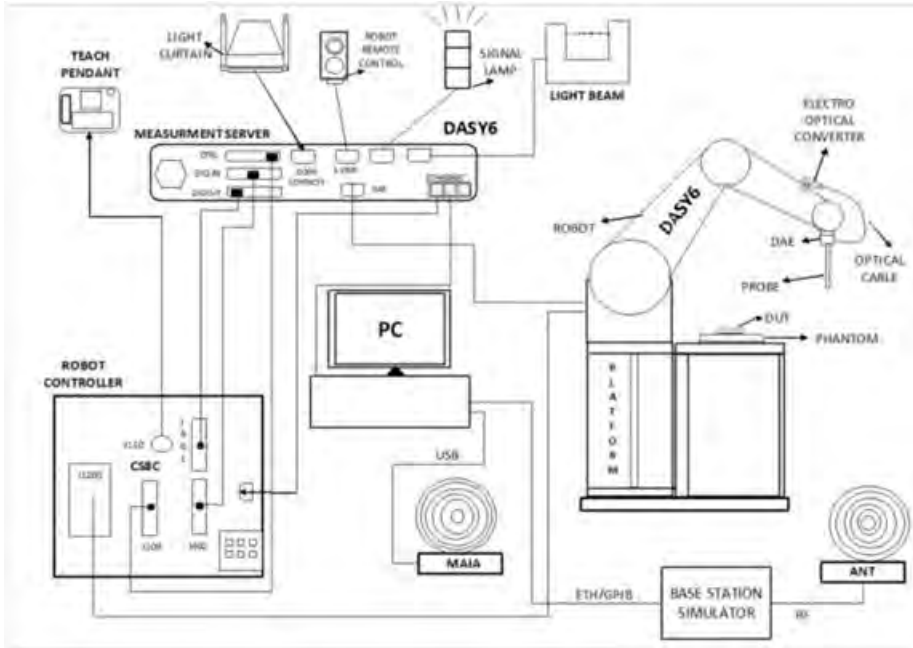
除非另有說明，此報告結果僅對測試之樣品負責，同時此樣品僅保留90天。本報告未經本公司書面許可，不可部份複製。

This document is issued by the Company subject to its General Conditions of Service printed overleaf, available on request or accessible at <http://www.sgs.com.tw/Terms-and-Conditions> and for electronic format documents, subject to Terms and Conditions for Electronic Documents at <http://www.sgs.com.tw/Terms-and-Conditions>. Attention is drawn to the limitation of liability, indemnification and jurisdiction issues defined therein. Any holder of this document is advised that information contained hereon reflects the Company's findings at the time of its intervention only and within the limits of Client's instructions, if any. The Company's sole responsibility is to its Client and this document does not exonerate parties to a transaction from exercising all their rights and obligations under the transaction documents. This document cannot be reproduced except in full, without prior written approval of the Company. Any unauthorized alteration, forgery or falsification of the content or appearance of this document is unlawful and offenders may be prosecuted to the fullest extent of the law.

2.3 PD system


Block Diagram (DASY6)

Power density measurements for mmWave frequencies were performed using SPEAG DASY6 with cDASY6 5G module. The DASY6 included a high precision robotics system (Staubli), robot controller, desktop computer, near-field probe, probe alignment sensor, and the 5G phantom cover.



EUmmWVx probe

The EUmmWVx probe is based on the pseudo-vector probe design, which not only measures the field magnitude but also derives its polarization ellipse. The design entails two small 0.8mm dipole sensors mechanically protected by high-density foam, printed on both sides of a 0.9mm wide and 0.12mm thick glass substrate. The body of the probe is specifically constructed to minimize distortion by the scattered fields. The probe consist of two sensors with different angles (1 and 2) arranged in the same plane in the probe axis. Three or more measurements of the two sensors are taken for different probe rotational angles to derive the amplitude and polarization information. The probe design allows measurements at distances as small as 2mm from the sensors to the surface of the device under test (DUT). The typical sensor to probe tip distance is 1.5 mm. The exact distance is calibrated.



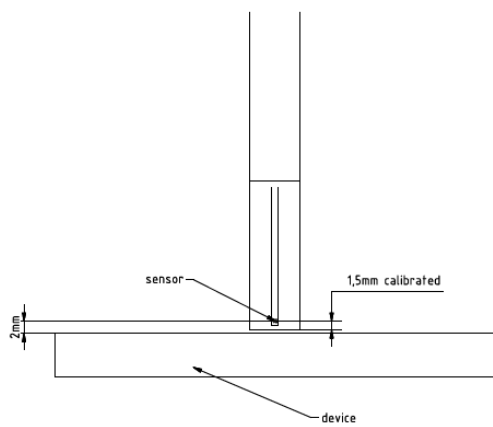
Two dipoles optimally arranged to obtain pseudo-vector information. Minimum 3 measurements/point, 120° rotated around probe axis. Sensors (0.8mm length) printed on glass substrate protected by high density foam. Low perturbation of the measured field. Requires positioner which can do accurate probe rotation.

Unless otherwise stated the results shown in this test report refer only to the sample(s) tested and such sample(s) are retained for 90 days only.

除非另有說明，此報告結果僅對測試之樣品負責，同時此樣品僅保留90天。本報告未經本公司書面許可，不可部份複製。

This document is issued by the Company subject to its General Conditions of Service printed overleaf, available on request or accessible at <http://www.sgs.com.tw/Terms-and-Conditions> and for electronic format documents, subject to Terms and Conditions for Electronic Documents at <http://www.sgs.com.tw/Terms-and-Conditions>. Attention is drawn to the limitation of liability, indemnification and jurisdiction issues defined therein. Any holder of this document is advised that information contained hereon reflects the Company's findings at the time of its intervention only and within the limits of Client's instructions, if any. The Company's sole responsibility is to its Client and this document does not exonerate parties to a transaction from exercising all their rights and obligations under the transaction documents. This document cannot be reproduced except in full, without prior written approval of the Company. Any unauthorized alteration, forgery or falsification of the content or appearance of this document is unlawful and offenders may be prosecuted to the fullest extent of the law.

Frequency Range	750 MHz – 110 GHz
Dynamic Range	< 20 V/m – 10,000 V/m with PRE-10 (min < 50 V/m - 3000 V/m)
Position Precision	< 0.2 mm (DASY6)
Dimensions	Overall length: 337 mm (tip: 20 mm) Tip diameter: encapsulation 8 mm (internal sensor < 1mm) Distance from probe tip to dipole centers: < 2 mm. Sensor displacement to probe's calibration point: < 0.3 mm
Applications	E-field measurements of 5G devices and other mm-wave transmitters operating above 10GHz in < 2 mm distance from device (free-space). Power density, H-field and far-field analysis using total field reconstruction (cDASY6 5G module required)
Compatibility	cDASY6 + 5G-Module SW1.0 and higher



mmWave Phantom

The mmWave Phantom approximates free-space conditions, allowing for the evaluation of the antenna side of the device and the front (screen) side or any opposite-radiating side of wireless devices operating above 10 GHz without distorting the RF field. It consists of a 40mm thick Rohacell plate used as a test bed, which has a loss tangent ($\tan \delta$) ≤ 0.05 and a relative permittivity (ϵ_r) ≤ 1.2 . High-performance RF absorbers are placed below the foam.

Unless otherwise stated the results shown in this test report refer only to the sample(s) tested and such sample(s) are retained for 90 days only.
除非另有說明，此報告結果僅對測試之樣品負責，同時此樣品僅保留90天。本報告未經本公司書面許可，不可部份複製。

This document is issued by the Company subject to its General Conditions of Service printed overleaf, available on request or accessible at <http://www.sgs.com.tw/Terms-and-Conditions> and for electronic format documents, subject to Terms and Conditions for Electronic Documents at <http://www.sgs.com.tw/Terms-and-Conditions>. Attention is drawn to the limitation of liability, indemnification and jurisdiction issues defined therein. Any holder of this document is advised that information contained hereon reflects the Company's findings at the time of its intervention only and within the limits of Client's instructions, if any. The Company's sole responsibility is to its Client and this document does not exonerate parties to a transaction from exercising all their rights and obligations under the transaction documents. This document cannot be reproduced except in full, without prior written approval of the Company. Any unauthorized alteration, forgery or falsification of the content or appearance of this document is unlawful and offenders may be prosecuted to the fullest extent of the law.

3 SAR SYSTEM VERIFICATION

3.1 Tissue Simulating Liquid

For the measurement of the field distribution inside the SAM phantom with DASY, the phantom must be filled with homogeneous tissue simulating liquid. For head SAR testing, the liquid height from the ear reference point (ERP) of the phantom to the liquid top surface is larger than 15cm. For body SAR testing, the liquid height from the center of the flat phantom to the liquid top surface is larger than 15cm.

3.2 Tissue Simulant Liquid measurement

The dielectric properties for this Head-simulant fluid were measured by using the SPEAG Dielectric Assessment Kit (DAKS-3.5)

All dielectric parameters of tissue simulates were measured within 24 hours of SAR measurements. The measured conductivity and permittivity are all within $\pm 5\%$ of the target values.

Unless otherwise stated the results shown in this test report refer only to the sample(s) tested and such sample(s) are retained for 90 days only.
除非另有說明，此報告結果僅對測試之樣品負責，同時此樣品僅保留90天。本報告未經本公司書面許可，不可部份複製。

This document is issued by the Company subject to its General Conditions of Service printed overleaf, available on request or accessible at <http://www.sgs.com.tw/Terms-and-Conditions> and for electronic format documents, subject to Terms and Conditions for Electronic Documents at <http://www.sgs.com.tw/Terms-and-Conditions>. Attention is drawn to the limitation of liability, indemnification and jurisdiction issues defined therein. Any holder of this document is advised that information contained hereon reflects the Company's findings at the time of its intervention only and within the limits of Client's instructions, if any. The Company's sole responsibility is to its Client and this document does not exonerate parties to a transaction from exercising all their rights and obligations under the transaction documents. This document cannot be reproduced except in full, without prior written approval of the Company. Any unauthorized alteration, forgery or falsification of the content or appearance of this document is unlawful and offenders may be prosecuted to the fullest extent of the law.

3.3 Measurement results of Tissue Simulant Liquid

Vendor 2

Tissue Type	Measurement Date	Measured Frequency (MHz)	Target Dielectric Constant, ϵ_r	Target Conductivity, σ (S/m)	Measured Dielectric Constant, ϵ_r	Measured Conductivity, σ (S/m)	% dev ϵ_r	% dev σ
Head	Dec. 16, 2022	2402	39.282	1.757	39.823	1.793	1.38%	2.02%
		2412	39.265	1.766	39.779	1.804	1.31%	2.13%
		2437	39.222	1.788	39.673	1.832	1.15%	2.43%
		2441	39.215	1.792	39.659	1.837	1.13%	2.51%
		2450	39.200	1.800	39.635	1.846	1.11%	2.56%
		2462	39.184	1.813	39.584	1.859	1.02%	2.55%
		2480	39.160	1.832	39.512	1.878	0.90%	2.51%
	Dec. 17, 2022	5190	36.010	4.650	36.096	4.62	0.24%	-0.63%
		5230	35.970	4.690	35.985	4.673	0.04%	-0.36%
		5250	35.950	4.710	35.936	4.701	-0.04%	-0.19%
		5270	35.930	4.730	35.908	4.732	-0.06%	0.04%
		5290	35.910	4.750	35.796	4.758	-0.32%	0.17%
		5310	35.890	4.770	35.751	4.778	-0.39%	0.17%
	Dec. 18, 2022	5510	35.635	4.976	35.342	5.008	-0.82%	0.65%
		5530	35.605	4.997	35.266	5.033	-0.95%	0.73%
		5600	35.500	5.070	35.103	5.121	-1.12%	1.01%
		5610	35.490	5.080	35.074	5.133	-1.17%	1.04%
		5670	35.430	5.140	34.973	5.204	-1.29%	1.25%
		5690	35.410	5.160	34.921	5.227	-1.38%	1.30%
		5710	35.390	5.180	34.884	5.25	-1.43%	1.35%
	Dec. 19, 2022	5745	35.355	5.215	34.82	5.288	-1.51%	1.40%
		5750	35.350	5.220	34.801	5.293	-1.55%	1.40%
		5755	35.345	5.225	34.797	5.298	-1.55%	1.40%
		5775	35.325	5.245	34.774	5.33	-1.56%	1.62%
		5785	35.315	5.255	34.759	5.34	-1.57%	1.62%
		5795	35.305	5.265	34.755	5.352	-1.56%	1.65%
		5825	35.275	5.296	34.697	5.392	-1.64%	1.81%
	Dec. 20, 2022	6025	35.070	5.510	34.486	5.611	-1.67%	1.84%
		6185	34.878	5.698	34.282	5.806	-1.71%	1.89%
		6345	34.686	5.887	34.084	6.002	-1.74%	1.95%
6500		34.500	6.070	33.89	6.193	-1.77%	2.03%	
6505		34.494	6.076	33.878	6.201	-1.79%	2.06%	
6665		34.302	6.261	33.681	6.394	-1.81%	2.12%	
6825		34.110	6.447	33.485	6.588	-1.83%	2.19%	
6985		33.918	6.633	33.287	6.78	-1.86%	2.22%	
7000		33.900	6.650	33.262	6.803	-1.88%	2.30%	

Unless otherwise stated the results shown in this test report refer only to the sample(s) tested and such sample(s) are retained for 90 days only.

除非另有說明，此報告結果僅對測試之樣品負責，同時此樣品僅保留90天。本報告未經本公司書面許可，不可部份複製。

This document is issued by the Company subject to its General Conditions of Service printed overleaf, available on request or accessible at <http://www.sgs.com.tw/Terms-and-Conditions> and for electronic format documents, subject to Terms and Conditions for Electronic Documents at <http://www.sgs.com.tw/Terms-and-Conditions>. Attention is drawn to the limitation of liability, indemnification and jurisdiction issues defined therein. Any holder of this document is advised that information contained hereon reflects the Company's findings at the time of its intervention only and within the limits of Client's instructions, if any. The Company's sole responsibility is to its Client and this document does not exonerate parties to a transaction from exercising all their rights and obligations under the transaction documents. This document cannot be reproduced except in full, without prior written approval of the Company. Any unauthorized alteration, forgery or falsification of the content or appearance of this document is unlawful and offenders may be prosecuted to the fullest extent of the law.

Vendor 1

Tissue Type	Measurement Date	Measured Frequency (MHz)	Target Dielectric Constant, ϵ_r	Target Conductivity y, σ (S/m)	Measured Dielectric Constant, ϵ_r	Measured Conductivity y, σ (S/m)	% dev ϵ_r	% dev σ
Head	Dec, 21. 2022	2402	39.282	1.757	39.713	1.795	1.10%	2.13%
		2412	39.265	1.766	39.669	1.806	1.03%	2.25%
		2437	39.222	1.788	39.563	1.835	0.87%	2.60%
		2441	39.215	1.792	39.549	1.839	0.85%	2.62%
		2450	39.200	1.800	39.525	1.849	0.83%	2.72%
		2462	39.184	1.813	39.474	1.862	0.74%	2.71%
	Dec, 22. 2022	2480	39.160	1.832	39.402	1.881	0.62%	2.67%
		5190	36.010	4.650	36.006	4.626	-0.01%	-0.51%
		5230	35.970	4.690	35.895	4.678	-0.21%	-0.26%
		5250	35.950	4.710	35.846	4.707	-0.29%	-0.06%
		5270	35.930	4.730	35.818	4.738	-0.31%	0.17%
		5290	35.910	4.750	35.706	4.764	-0.57%	0.29%
	Dec, 23. 2022	5310	35.890	4.770	35.661	4.784	-0.64%	0.29%
		5510	35.635	4.976	35.25	5.015	-1.08%	0.79%
		5530	35.605	4.997	35.176	5.039	-1.20%	0.85%
		5600	35.500	5.070	35.013	5.127	-1.37%	1.12%
		5610	35.490	5.080	34.984	5.139	-1.43%	1.16%
		5670	35.430	5.140	34.883	5.211	-1.54%	1.38%
	Dec, 24. 2022	5690	35.410	5.160	34.831	5.233	-1.64%	1.41%
		5710	35.390	5.180	34.794	5.256	-1.68%	1.47%
		5745	35.355	5.215	34.73	5.294	-1.77%	1.51%
		5750	35.350	5.220	34.711	5.299	-1.81%	1.51%
		5755	35.345	5.225	34.707	5.305	-1.81%	1.53%
		5775	35.325	5.245	34.684	5.336	-1.81%	1.73%
	Dec, 25. 2022	5785	35.315	5.255	34.669	5.346	-1.83%	1.73%
		5795	35.305	5.265	34.665	5.358	-1.81%	1.77%
		5825	35.275	5.296	34.607	5.399	-1.89%	1.94%
		6025	35.070	5.510	34.157	5.601	-2.60%	1.66%
6185		34.878	5.698	33.95	5.795	-2.66%	1.70%	
6345		34.686	5.887	33.752	5.991	-2.69%	1.76%	
6500		34.500	6.070	33.547	6.179	-2.76%	1.80%	
6505		34.494	6.076	33.538	6.186	-2.77%	1.81%	
6665	34.302	6.261	33.337	6.38	-2.81%	1.89%		
6825	34.110	6.447	33.124	6.572	-2.89%	1.94%		
6985	33.918	6.633	32.93	6.766	-2.91%	2.01%		
7000	33.900	6.650	32.907	6.785	-2.93%	2.03%		

Unless otherwise stated the results shown in this test report refer only to the sample(s) tested and such sample(s) are retained for 90 days only.

除非另有說明，此報告結果僅對測試之樣品負責，同時此樣品僅保留90天。本報告未經本公司書面許可，不可部份複製。

This document is issued by the Company subject to its General Conditions of Service printed overleaf, available on request or accessible at <http://www.sgs.com.tw/Terms-and-Conditions> and for electronic format documents, subject to Terms and Conditions for Electronic Documents at <http://www.sgs.com.tw/Terms-and-Conditions>. Attention is drawn to the limitation of liability, indemnification and jurisdiction issues defined therein. Any holder of this document is advised that information contained hereon reflects the Company's findings at the time of its intervention only and within the limits of Client's instructions, if any. The Company's sole responsibility is to its Client and this document does not exonerate parties to a transaction from exercising all their rights and obligations under the transaction documents. This document cannot be reproduced except in full, without prior written approval of the Company. Any unauthorized alteration, forgery or falsification of the content or appearance of this document is unlawful and offenders may be prosecuted to the fullest extent of the law.

3.4 The composition of the tissue simulating liquid:

Simulating Liquids for 600 MHz -10 GHz, Manufactured by SPEAG:

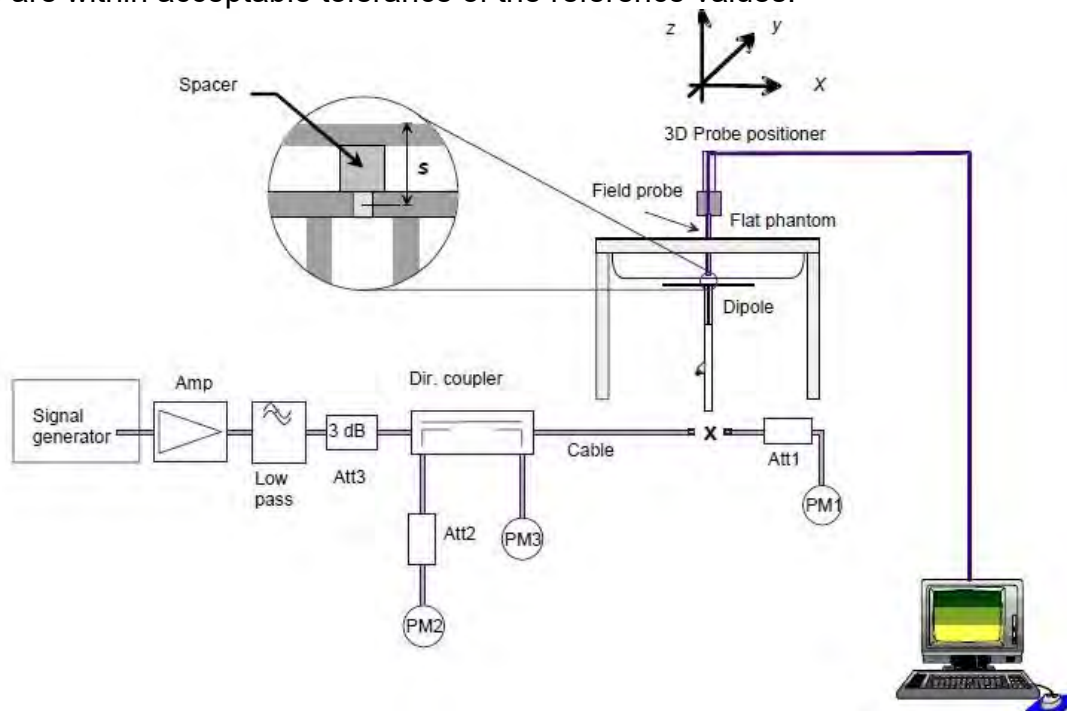
Broad-band head tissue simulating liquids	SPEAG Product	Frequency range (MHz)	Main Ingredients
	HBBL600-10000V6	600 - 10000	Water, Oil

3.5 System check

The microwave circuit arrangement for system check is sketched in below. The daily system accuracy verification occurs within the flat section of the SAM phantom and ELI phantom. A SAR measurement was performed to see if the measured SAR was within +/- 10% from the target SAR values.

The tests were conducted on the same days as the measurement of the DUT. The obtained results from the system accuracy verification are displayed with SAR values normalized to 1W forward power delivered to the dipole.

During the tests, the liquid depth from the center of the flat phantom to the liquid top surface was 15 cm above in all the cases. It is seen that the system is operating within its specification, as the results are within acceptable tolerance of the reference values.



The block diagram of system check

Unless otherwise stated the results shown in this test report refer only to the sample(s) tested and such sample(s) are retained for 90 days only.

除非另有說明，此報告結果僅對測試之樣品負責，同時此樣品僅保留90天。本報告未經本公司書面許可，不可部份複製。
This document is issued by the Company subject to its General Conditions of Service printed overleaf, available on request or accessible at <http://www.sgs.com.tw/Terms-and-Conditions> and for electronic format documents, subject to Terms and Conditions for Electronic Documents at <http://www.sgs.com.tw/Terms-and-Conditions>. Attention is drawn to the limitation of liability, indemnification and jurisdiction issues defined therein. Any holder of this document is advised that information contained hereon reflects the Company's findings at the time of its intervention only and within the limits of Client's instructions, if any. The Company's sole responsibility is to its Client and this document does not exonerate parties to a transaction from exercising all their rights and obligations under the transaction documents. This document cannot be reproduced except in full, without prior written approval of the Company. Any unauthorized alteration, forgery or falsification of the content or appearance of this document is unlawful and offenders may be prosecuted to the fullest extent of the law.

3.6 System check results

Validation Kit	S/N	Frequency (MHz)	1W Target 1g-SAR (W/kg)	pin=250mW Measured 1g-SAR (W/kg)	Normalized to 1W 1g-SAR (W/kg)	Deviation (%)	Limit	Measurement Date
D2450V2	727	2450	52.8	13.2	52.8	0.00	± 10%	Dec.16,2022
D2450V2	727	2450	52.8	13.2	52.8	0.00	± 10%	Dec.21,2022
Validation Kit	S/N	Frequency (MHz)	1W Target 1g-SAR (W/kg)	pin=100mW Measured 1g-SAR (W/kg)	Normalized to 1W 1g-SAR (W/kg)	Deviation (%)	Limit	Measurement Date
D5GHzV2	1023	5250	81	8.28	82.8	2.22	± 10%	Dec.17,2022
D5GHzV2	1023	5600	84.4	8.1	81	-4.03	± 10%	Dec.18,2022
D5GHzV2	1023	5750	81	8.11	81.1	0.12	± 10%	Dec.19,2022
D5GHzV2	1023	5250	81	8.14	81.4	0.49	± 10%	Dec.22,2022
D5GHzV2	1023	5600	84.4	8.07	80.7	-4.38	± 10%	Dec.23,2022
D5GHzV2	1023	5750	81	7.91	79.1	-2.35	± 10%	Dec.24,2022
Validation Kit	S/N	Frequency (MHz)	1W Target 1g-SAR (W/kg)	pin=100mW Measured 1g-SAR (W/kg)	Normalized to 1W 1g-SAR (W/kg)	Deviation (%)	Limit	Measurement Date
D6.5GHzV2	1006	6500	292	27.8	278	-4.79	± 10%	Dec.20,2022
D7GHzV2	1007	7000	278	26.4	264	-5.04	± 10%	Dec.20,2022
D6.5GHzV2	1006	6500	292	27.9	279	-4.45	± 10%	Dec.25,2022
D7GHzV2	1007	7000	278	26.4	264	-5.04	± 10%	Dec.25,2022

Unless otherwise stated the results shown in this test report refer only to the sample(s) tested and such sample(s) are retained for 90 days only.

除非另有說明，此報告結果僅對測試之樣品負責，同時此樣品僅保留90天。本報告未經本公司書面許可，不可部份複製。


This document is issued by the Company subject to its General Conditions of Service printed overleaf, available on request or accessible at <http://www.sgs.com.tw/Terms-and-Conditions>, and for electronic format documents, subject to Terms and Conditions for Electronic Documents at <http://www.sgs.com.tw/Terms-and-Conditions>. Attention is drawn to the limitation of liability, indemnification and jurisdiction issues defined therein. Any holder of this document is advised that information contained hereon reflects the Company's findings at the time of its intervention only and within the limits of Client's instructions, if any. The Company's sole responsibility is to its Client and this document does not exonerate parties to a transaction from exercising all their rights and obligations under the transaction documents. This document cannot be reproduced except in full, without prior written approval of the Company. Any unauthorized alteration, forgery or falsification of the content or appearance of this document is unlawful and offenders may be prosecuted to the fullest extent of the law.

4 PD SYSTEM VERIFICATION

4.1 System check

The system was verified to be within ± 0.66 dB of the power density targets on the calibration certificate according to the test system specification in the user's manual and calibration facility recommendation. The 0.66 dB deviation threshold represents the expanded uncertainty for system performance checks using SPEAG's mmWave verification sources. The same spatial resolution and measurement region used in the source calibration was applied during the system check.

The measured power density distribution of verification source was also confirmed through visual inspection to have no noticeable differences, both spatially (shape) and numerically (level) from the distribution provided by the manufacturer, per November 2017 TCBC Workshop Notes.



System Verification Setup Photo

Unless otherwise stated the results shown in this test report refer only to the sample(s) tested and such sample(s) are retained for 90 days only.

除非另有說明，此報告結果僅對測試之樣品負責，同時此樣品僅保留90天。本報告未經本公司書面許可，不可部份複製。

This document is issued by the Company subject to its General Conditions of Service printed overleaf, available on request or accessible at <http://www.sgs.com.tw/Terms-and-Conditions> and for electronic format documents, subject to Terms and Conditions for Electronic Documents at <http://www.sgs.com.tw/Terms-and-Conditions>. Attention is drawn to the limitation of liability, indemnification and jurisdiction issues defined therein. Any holder of this document is advised that information contained hereon reflects the Company's findings at the time of its intervention only and within the limits of Client's instructions, if any. The Company's sole responsibility is to its Client and this document does not exonerate parties to a transaction from exercising all their rights and obligations under the transaction documents. This document cannot be reproduced except in full, without prior written approval of the Company. Any unauthorized alteration, forgery or falsification of the content or appearance of this document is unlawful and offenders may be prosecuted to the fullest extent of the law.

4.2 System check result

The system was verified to be within ± 0.66 dB of the power density targets on the calibration certificate according to the test system specification in the user's manual and calibration facility recommendation. The 0.66 dB deviation threshold represents the expanded uncertainty for system performance checks using SPEAG's mmWave verification sources. The same spatial resolution and measurement region used in the source calibration was applied during the system check. The measured power density distribution of verification source was also confirmed through visual inspection to have no noticeable differences, both spatially (shape) and numerically (level) from the distribution provided by the manufacturer, per November 2017 TCBC Workshop Notes.

Frequency (MHz)	PD Verification Source (MHz)	Probe S/N	DAE S/N	Distance (mm)	Prad (mW)	Measured 4cm ² (W/m ²)	Target 4cm ² (W/m ²)	Deviation (dB)	Date
10000	10000	9635	1260	10	86.1	51.7	51.7	0.00	Jan.05,2023

Unless otherwise stated the results shown in this test report refer only to the sample(s) tested and such sample(s) are retained for 90 days only.

除非另有說明，此報告結果僅對測試之樣品負責，同時此樣品僅保留90天。本報告未經本公司書面許可，不可部份複製。

This document is issued by the Company subject to its General Conditions of Service printed overleaf, available on request or accessible at <http://www.sgs.com.tw/Terms-and-Conditions> and for electronic format documents, subject to Terms and Conditions for Electronic Documents at <http://www.sgs.com.tw/Terms-and-Conditions>. Attention is drawn to the limitation of liability, indemnification and jurisdiction issues defined therein. Any holder of this document is advised that information contained hereon reflects the Company's findings at the time of its intervention only and within the limits of Client's instructions, if any. The Company's sole responsibility is to its Client and this document does not exonerate parties to a transaction from exercising all their rights and obligations under the transaction documents. This document cannot be reproduced except in full, without prior written approval of the Company. Any unauthorized alteration, forgery or falsification of the content or appearance of this document is unlawful and offenders may be prosecuted to the fullest extent of the law.

5 TEST CONFIGURATIONS

5.1 Test Environment

Ambient Temperature: 22±2° C

Tissue Simulating Liquid: 22±2° C

5.2 Test Note

- **General:** Measurements are performed respectively on the lowest, middle and highest channels of the operating band(s).
- **General:** The EUT is set to maximum power level during all tests, and at the beginning of each test the battery is fully charged.
- **General:** During the SAR testing, the DASY system checks power drift by comparing the e-field strength of one specific location measured at the beginning with that measured at the end of the SAR testing.
- **General:** According to KDB447498D01v06, testing of other required channels is not required when the reported 1-g SAR for the highest output channel is ≤ 0.8 W/kg, when the transmission band is ≤ 100 MHz.
- **General:** According to KDB865664D01v01r04, SAR measurement variability must be assessed for each frequency band. When the original highest measured SAR is ≥ 0.8 W/kg, repeated that measurement once. Perform a second repeated measurement only if the ratio of largest to smallest SAR for the original and first repeated measurements is > 1.20 or when the original or repeated measurement is ≥ 1.45 W/kg (~ 10% from the 1-g SAR limit).
- **WLAN 2.4GHz:** 802.11b DSSS SAR Test Requirements: SAR is measured for 2.4 GHz 802.11b DSSS mode using the highest measured maximum output power channel, when the reported SAR of the highest measured maximum output power channel for the exposure configuration is ≤ 0.8 W/kg, no further SAR testing is required for 802.11b DSSS in that exposure configuration. When the reported SAR is > 0.8 W/kg, SAR is required for that exposure configuration using the next highest measured output power channel. When any reported SAR is > 1.2 W/kg, SAR is required for the third channel; i.e., all channels require testing.
- **WLAN 2.4GHz:** 802.11g/n OFDM SAR Test Exclusion Requirements: SAR is not required for 802.11g/n since the highest reported SAR for DSSS is adjusted by the ratio of OFDM to DSSS specified maximum output power and the adjusted SAR is ≤ 1.2 W/kg.
- **WLAN 5GHz:** Initial Test Configuration: An initial test configuration is determined for OFDM transmission modes according to the channel bandwidth, modulation and data rate combination(s) with the highest maximum output power specified for production units in each standalone and aggregated frequency band. SAR is measured using the highest measured maximum output power channel. When the reported SAR of the initial test configuration is > 0.8 W/kg, SAR measurement is required for the subsequent next highest measured output power channel(s) in the initial test configuration until the reported SAR is ≤ 1.2 W/kg or all required channels are tested. Since the highest reported SAR for the initial test configuration is adjusted by the ratio of the subsequent test configuration to initial test configuration

Unless otherwise stated the results shown in this test report refer only to the sample(s) tested and such sample(s) are retained for 90 days only.

除非另有說明，此報告結果僅對測試之樣品負責，同時此樣品僅保留90天。本報告未經本公司書面許可，不可部份複製。

This document is issued by the Company subject to its General Conditions of Service printed overleaf, available on request or accessible at <http://www.sgs.com.tw/Terms-and-Conditions> and for electronic format documents, subject to Terms and Conditions for Electronic Documents at <http://www.sgs.com.tw/Terms-and-Conditions>. Attention is drawn to the limitation of liability, indemnification and jurisdiction issues defined therein. Any holder of this document is advised that information contained herein reflects the Company's findings at the time of its intervention only and within the limits of Client's instructions, if any. The Company's sole responsibility is to its Client and this document does not exonerate parties to a transaction from exercising all their rights and obligations under the transaction documents. This document cannot be reproduced except in full, without prior written approval of the Company. Any unauthorized alteration, forgery or falsification of the content or appearance of this document is unlawful and offenders may be prosecuted to the fullest extent of the law.

specified maximum output power and the adjusted SAR is ≤ 1.2 W/kg, SAR is not required for subsequent test configuration.

- **WLAN 5GHz:** Based on FCC guidance, general principles of KDB248227D01 can be applied to 802.11ax to determine initial test configuration with 802.11ax being considered as the highest 802.11 mode for the appropriate frequency band.
- **WLAN 6GHz:** Per October 2020 & April 2021 TCB Workshop Interim procedures and FCC guidance, start instead with a minimum of 5 test channels across the full band, then adapt and apply conducted power and SAR test reduction procedures of KDB Pub. 248227 v02r02. WIFI 6E SAR is measured by using 6-7GHz parameters per IEC/IEEE62209- 1528:2020 and report also estimated absorbed PD (for reference purposes only, not specifically for compliance). For the highest SAR test configurations also measure incident PD (total) using mmW near-field probe and total-field/power-density reconstruction method.
- **WLAN 6GHz:** Per equipment manufacturer guidance, power density was measured at $d=2\text{mm}$ with the grid step (0.0625λ) for determining compliance at $d=2\text{mm}$.
- **WLAN 6GHz:** According to October 2020 TCB Workshop Interim procedures, power density results were scaled according to IEC 62479:2010 for the portion of the measurement uncertainty $> 30\%$. Total expanded uncertainty of 2.67 dB (85%) was used to determine the psPD measurement scaling factor.
- **WLAN 6GHz:** Per FCC guidance, for simultaneous transmission evaluation, using SAR sum and SPLSR for simultaneous transmit exclusion analyses and evaluations.

Unless otherwise stated the results shown in this test report refer only to the sample(s) tested and such sample(s) are retained for 90 days only.
除非另有說明，此報告結果僅對測試之樣品負責，同時此樣品僅保留90天。本報告未經本公司書面許可，不可部份複製。

This document is issued by the Company subject to its General Conditions of Service printed overleaf, available on request or accessible at <http://www.sgs.com.tw/Terms-and-Conditions> and for electronic format documents, subject to Terms and Conditions for Electronic Documents at <http://www.sgs.com.tw/Terms-and-Conditions>. Attention is drawn to the limitation of liability, indemnification and jurisdiction issues defined therein. Any holder of this document is advised that information contained hereon reflects the Company's findings at the time of its intervention only and within the limits of Client's instructions, if any. The Company's sole responsibility is to its Client and this document does not exonerate parties to a transaction from exercising all their rights and obligations under the transaction documents. This document cannot be reproduced except in full, without prior written approval of the Company. Any unauthorized alteration, forgery or falsification of the content or appearance of this document is unlawful and offenders may be prosecuted to the fullest extent of the law.

5.3 Test position

Tablet mode SAR test position (0mm)

For full-size tablet, according to KDB 616217 D04, SAR evaluation is required for back surface and edges of the devices. The back surface and edges of the tablet are tested with the tablet touching the phantom. Exposures from antennas through the front surface of the display section of a tablet are generally limited to the user's hands. Exposures to hands for typical consumer transmitters used in tablets are not expected to exceed the extremity SAR limit; therefore, SAR evaluation for the front surface of tablet display screens are generally not necessary. When voice mode is supported on a tablet and it is limited to speaker mode or headset operations only, additional SAR testing for this type of voice use is not required.

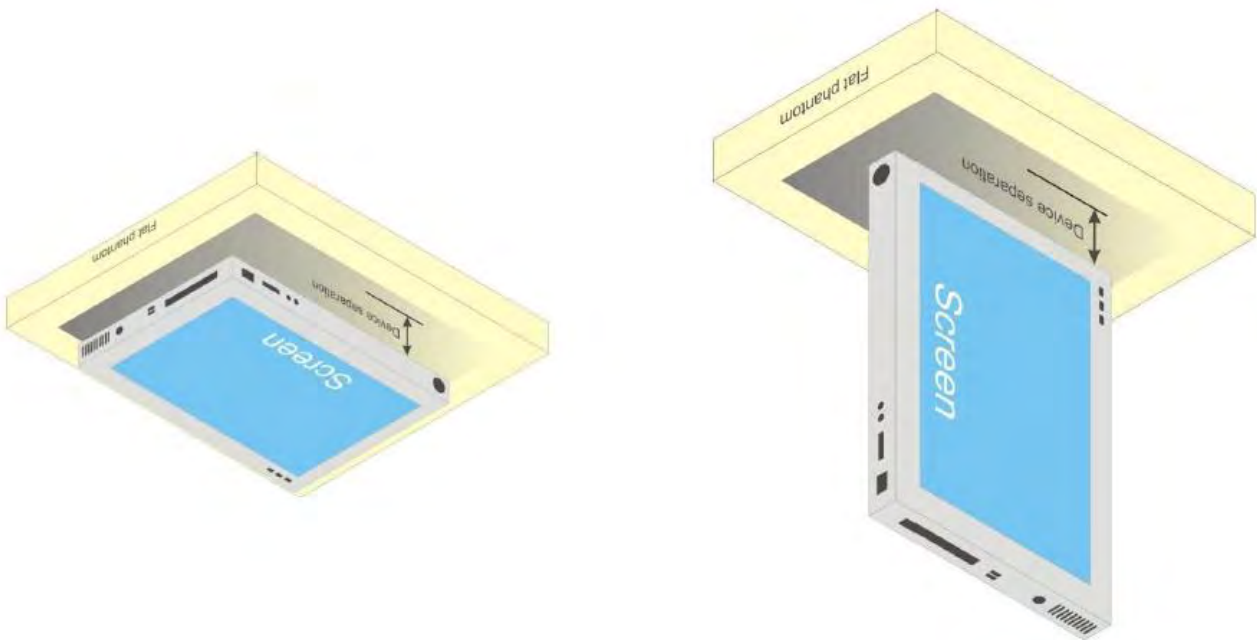


Illustration for Tablet Setup

Unless otherwise stated the results shown in this test report refer only to the sample(s) tested and such sample(s) are retained for 90 days only.

除非另有說明，此報告結果僅對測試之樣品負責，同時此樣品僅保留90天。本報告未經本公司書面許可，不可部份複製。

This document is issued by the Company subject to its General Conditions of Service printed overleaf, available on request or accessible at <http://www.sgs.com.tw/Terms-and-Conditions> and for electronic format documents, subject to Terms and Conditions for Electronic Documents at <http://www.sgs.com.tw/Terms-and-Conditions>. Attention is drawn to the limitation of liability, indemnification and jurisdiction issues defined therein. Any holder of this document is advised that information contained hereon reflects the Company's findings at the time of its intervention only and within the limits of Client's instructions, if any. The Company's sole responsibility is to its Client and this document does not exonerate parties to a transaction from exercising all their rights and obligations under the transaction documents. This document cannot be reproduced except in full, without prior written approval of the Company. Any unauthorized alteration, forgery or falsification of the content or appearance of this document is unlawful and offenders may be prosecuted to the fullest extent of the law.

5.4 Power verification of device mode

The device is a convertible laptop computer with predefined single fixed power to each device modes. For the device modes verification, the measured conducted output power is monitored qualitatively to identify the triggering characteristics and recorded quantitatively.

Results and conclusion

The measured output power versus lid angle is tabulated in the following table based on the guidance from 2019-11 TCB workshop, and the triggering verification complies with the device mode / power level declared by the manufacturer.

Unless otherwise stated the results shown in this test report refer only to the sample(s) tested and such sample(s) are retained for 90 days only.

除非另有說明，此報告結果僅對測試之樣品負責，同時此樣品僅保留90天。本報告未經本公司書面許可，不可部份複製。

This document is issued by the Company subject to its General Conditions of Service printed overleaf, available on request or accessible at <http://www.sgs.com.tw/Terms-and-Conditions> and for electronic format documents, subject to Terms and Conditions for Electronic Documents at <http://www.sgs.com.tw/Terms-and-Conditions>. Attention is drawn to the limitation of liability, indemnification and jurisdiction issues defined therein. Any holder of this document is advised that information contained hereon reflects the Company's findings at the time of its intervention only and within the limits of Client's instructions, if any. The Company's sole responsibility is to its Client and this document does not exonerate parties to a transaction from exercising all their rights and obligations under the transaction documents. This document cannot be reproduced except in full, without prior written approval of the Company. Any unauthorized alteration, forgery or falsification of the content or appearance of this document is unlawful and offenders may be prosecuted to the fullest extent of the law.

Antenna	Operation mode	Lid angle	802.11b	802.11n(40M) 5.2G	802.11n(40M) 5.3G	802.11ac(80M) 5.3G	802.11n(40M) 5.6G	802.11ac(80M) 5.6G	802.11a 5.8G	802.11n(40M) 5.8G	802.11ac(80M) 5.8G
Tx1	Tent (Not Horizontal)	340°	16.42	14.41	14.41	14.39	14.31	14.47	14.41	14.45	14.45
		339°	16.41	14.45	14.43	14.45	14.34	14.44	14.46	14.48	14.42
		338°	16.48	14.44	14.44	14.39	14.32	14.48	14.41	14.45	14.49
		337°	16.49	14.47	14.39	14.39	14.34	14.42	14.46	14.43	14.46
		336°	16.43	14.46	14.44	14.40	14.37	14.42	14.38	14.42	14.47
		335°	16.48	14.41	14.47	14.39	14.34	14.39	14.44	14.45	14.40
		325°	16.49	14.43	14.46	14.38	14.33	14.42	14.39	14.46	14.45
		315°	16.47	14.43	14.47	14.48	14.34	14.42	14.44	14.39	14.49
		305°	16.39	14.46	14.39	14.48	14.31	14.44	14.45	14.44	14.41
		295°	16.40	14.45	14.43	14.44	14.31	14.44	14.43	14.44	14.49
		285°	16.49	14.42	14.45	14.47	14.38	14.49	14.41	14.48	14.48
		275°	16.49	14.48	14.42	14.38	14.35	14.41	14.46	14.46	14.40
		265°	16.45	14.44	14.39	14.44	14.35	14.46	14.46	14.46	14.40
		255°	16.43	14.49	14.46	14.48	14.37	14.45	14.39	14.38	14.49
		245°	16.39	14.46	14.43	14.46	14.29	14.49	14.37	14.43	14.48
		235°	16.43	14.49	14.44	14.40	14.35	14.41	14.39	14.45	14.42
		225°	16.39	14.42	14.41	14.38	14.39	14.43	14.45	14.44	14.39
		215°	16.39	14.45	14.42	14.48	14.34	14.48	14.46	14.42	14.44
		205°	16.43	14.42	14.48	14.41	14.29	14.42	14.47	14.39	14.46
		340°	17.89	19.45	19.44	14.34	19.46	18.93	20.91	19.32	17.38
		339°	17.96	19.48	19.44	14.31	19.39	18.93	20.90	19.30	17.38
		338°	17.97	19.41	19.46	14.28	19.44	18.89	20.93	19.31	17.39
		337°	17.96	19.41	19.40	14.28	19.40	18.94	20.90	19.32	17.38
		336°	17.98	19.46	19.47	14.35	19.48	18.93	20.89	19.28	17.35
		335°	17.92	19.45	19.39	14.27	19.39	18.97	20.94	19.28	17.33
	325°	17.89	19.49	19.44	14.36	19.49	18.94	20.99	19.30	17.37	
	315°	17.89	19.41	19.39	14.31	19.43	18.95	20.94	19.28	17.32	
	305°	17.98	19.49	19.46	14.28	19.41	18.96	20.98	19.27	17.36	
	295°	17.90	19.45	19.41	14.27	19.40	18.98	20.96	19.33	17.39	
	285°	17.98	19.40	19.49	14.26	19.48	18.89	20.89	19.28	17.31	
	275°	17.94	19.45	19.41	14.34	19.46	18.95	20.97	19.34	17.39	
	265°	17.96	19.39	19.42	14.31	19.39	18.93	20.98	19.25	17.35	
	255°	17.96	19.43	19.44	14.33	19.39	18.92	20.90	19.34	17.40	
	245°	17.92	19.43	19.42	14.33	19.48	18.92	20.94	19.26	17.36	
	235°	17.95	19.39	19.39	14.35	19.49	18.93	20.95	19.34	17.36	
	225°	17.90	19.49	19.48	14.31	19.39	18.93	20.96	19.32	17.41	
	215°	17.89	19.39	19.48	14.32	19.39	18.91	20.93	19.35	17.31	
	205°	17.93	19.39	19.44	14.28	19.40	18.92	20.98	19.30	17.31	
	195°	16.44	14.40	14.43	14.42	14.38	14.46	14.38	14.47	14.47	
	200°	16.48	14.42	14.41	14.44	14.30	14.45	14.42	14.43	14.42	
	205°	16.39	14.46	14.43	14.41	14.31	14.44	14.43	14.39	14.40	
	204°	16.42	14.49	14.49	14.38	14.33	14.48	14.37	14.48	14.47	
	203°	16.47	14.49	14.48	14.47	14.38	14.43	14.37	14.46	14.40	
	202°	16.39	14.42	14.39	14.45	14.34	14.47	14.46	14.43	14.40	
	201°	16.45	14.49	14.46	14.44	14.36	14.42	14.39	14.42	14.49	
	200°	16.44	14.40	14.41	14.41	14.31	14.45	14.45	14.45	14.45	
	205°	17.93	19.42	19.42	14.34	19.41	18.94	20.95	19.33	17.32	
	204°	17.97	19.40	19.45	14.34	19.43	18.90	20.91	19.32	17.37	
	203°	17.89	19.45	19.40	14.32	19.41	18.95	20.97	19.35	17.39	
	202°	17.98	19.44	19.49	14.26	19.41	18.92	20.90	19.25	17.33	
201°	17.99	19.47	19.49	14.35	19.41	18.99	20.94	19.29	17.36		
200°	16.46	14.46	14.49	14.45	14.30	14.48	14.39	14.44	14.39		
199°	16.44	14.39	14.40	14.43	14.29	14.40	14.47	14.48	14.48		
198°	16.39	14.46	14.45	14.38	14.38	14.44	14.43	14.39	14.47		
197°	16.47	14.42	14.48	14.46	14.32	14.43	14.45	14.40	14.42		
196°	16.43	14.47	14.48	14.39	14.29	14.48	14.37	14.46	14.44		
195°	16.48	14.42	14.43	14.45	14.37	14.40	14.39	14.46	14.46		
185°	16.43	14.48	14.42	14.44	14.35	14.41	14.38	14.39	14.39		
175°	16.44	14.45	14.43	14.41	14.39	14.46	14.38	14.45	14.45		
165°	16.47	14.45	14.39	14.47	14.36	14.44	14.45	14.46	14.48		
155°	16.44	14.44	14.42	14.40	14.30	14.42	14.42	14.43	14.48		
145°	16.42	14.41	14.45	14.40	14.34	14.46	14.47	14.47	14.44		
135°	16.40	14.47	14.48	14.39	14.37	14.43	14.44	14.46	14.43		
Laptop	125°	17.94	19.48	19.41	14.30	19.40	18.90	20.98	19.35	17.32	
Flat	130°	16.45	14.39	14.41	14.39	14.38	14.48	14.40	14.40	14.42	

Unless otherwise stated the results shown in this test report refer only to the sample(s) tested and such sample(s) are retained for 90 days only.

除非另有說明，此報告結果僅對測試之樣品負責，同時此樣品僅保留90天。本報告未經本公司書面許可，不可部份複製。

This document is issued by the Company subject to its General Conditions of Service printed overleaf, available on request or accessible at <http://www.sgs.com.tw/Terms-and-Conditions> and for electronic format documents, subject to Terms and Conditions for Electronic Documents at <http://www.sgs.com.tw/Terms-and-Conditions>. Attention is drawn to the limitation of liability, indemnification and jurisdiction issues defined therein. Any holder of this document is advised that information contained hereon reflects the Company's findings at the time of its intervention only and within the limits of Client's instructions, if any. The Company's sole responsibility is to its Client and this document does not exonerate parties to a transaction from exercising all their rights and obligations under the transaction documents. This document cannot be reproduced except in full, without prior written approval of the Company. Any unauthorized alteration, forgery or falsification of the content or appearance of this document is unlawful and offenders may be prosecuted to the fullest extent of the law.

Antenna	Operation mode	Lid angle	802.11b	802.11n(40M) 5.2G	802.11n(40M) 5.3G	802.11ac(80M) 5.3G	802.11n(40M) 5.6G	802.11ac(80M) 5.6G	802.11a 5.8G	802.11n(40M) 5.8G	802.11ac(80M) 5.8G	
TX1	Laptop	120°	17.93	19.44	19.48	14.36	19.39	18.91	20.90	19.30	17.37	
		128°	17.89	19.40	19.42	14.31	19.49	18.96	20.97	19.26	17.36	
		127°	17.98	19.40	19.42	14.32	19.39	18.95	20.91	19.26	17.34	
		126°	17.91	19.47	19.44	14.35	19.49	18.99	20.95	19.31	17.33	
		125°	17.94	19.42	19.49	14.36	19.46	18.98	20.97	19.33	17.36	
		115°	17.92	19.48	19.49	14.30	19.48	18.92	20.95	19.35	17.32	
		105°	17.98	19.49	19.47	14.27	19.41	18.96	20.93	19.25	17.40	
		95°	17.94	19.45	19.39	14.29	19.49	18.94	20.98	19.25	17.36	
		85°	17.99	19.46	19.43	14.28	19.46	18.93	20.89	19.26	17.34	
		75°	17.90	19.39	19.49	14.31	19.46	18.92	20.90	19.34	17.32	
	65°	17.95	19.40	19.44	14.33	19.42	18.91	20.89	19.27	17.40		
	55°	17.92	19.41	19.39	14.36	19.49	18.91	20.93	19.33	17.41		
	45°	17.95	19.42	19.46	14.28	19.49	18.90	20.89	19.35	17.35		
	35°	17.94	19.40	19.40	14.33	19.42	18.90	20.91	19.32	17.41		
	25°	n.a	n.a	n.a	n.a	n.a	n.a	n.a	n.a	n.a		
	30°	n.a	n.a	n.a	n.a	n.a	n.a	n.a	n.a	n.a		
	Laptop	35°	17.93	19.40	19.42	14.26	19.47	18.92	20.94	19.26	17.36	
	Lid close	34°	n.a	n.a	n.a	n.a	n.a	n.a	n.a	n.a	n.a	
		33°	n.a	n.a	n.a	n.a	n.a	n.a	n.a	n.a	n.a	
		32°	n.a	n.a	n.a	n.a	n.a	n.a	n.a	n.a	n.a	
		31°	n.a	n.a	n.a	n.a	n.a	n.a	n.a	n.a	n.a	
		30°	n.a	n.a	n.a	n.a	n.a	n.a	n.a	n.a	n.a	
		20°	n.a	n.a	n.a	n.a	n.a	n.a	n.a	n.a	n.a	
		10°	n.a	n.a	n.a	n.a	n.a	n.a	n.a	n.a	n.a	
		0°	n.a	n.a	n.a	n.a	n.a	n.a	n.a	n.a	n.a	
		Lid close	0°	n.a	n.a	n.a	n.a	n.a	n.a	n.a	n.a	
		10°	n.a	n.a	n.a	n.a	n.a	n.a	n.a	n.a	n.a	
	20°	n.a	n.a	n.a	n.a	n.a	n.a	n.a	n.a	n.a		
	30°	n.a	n.a	n.a	n.a	n.a	n.a	n.a	n.a	n.a		
	Book mode	40°	16.46	14.42	14.49	14.38	14.35	14.39	14.43	14.45	14.47	
		35°	16.39	14.48	14.43	14.40	14.34	14.41	14.41	14.41	14.40	
		30°	n.a	n.a	n.a	n.a	n.a	n.a	n.a	n.a	n.a	
		31°	n.a	n.a	n.a	n.a	n.a	n.a	n.a	n.a	n.a	
	Lid close	32°	n.a	n.a	n.a	n.a	n.a	n.a	n.a	n.a	n.a	
		33°	n.a	n.a	n.a	n.a	n.a	n.a	n.a	n.a	n.a	
		34°	n.a	n.a	n.a	n.a	n.a	n.a	n.a	n.a	n.a	
		35°	16.41	14.41	14.41	14.48	14.39	14.43	14.41	14.40	14.39	
	Book mode	36°	16.40	14.42	14.47	14.45	14.30	14.49	14.45	14.38	14.42	
		37°	16.41	14.42	14.42	14.40	14.39	14.47	14.47	14.40	14.40	
		38°	16.49	14.39	14.45	14.47	14.37	14.43	14.40	14.39	14.44	
		39°	16.45	14.45	14.45	14.41	14.34	14.44	14.39	14.43	14.45	
		40°	16.42	14.48	14.40	14.41	14.33	14.42	14.37	14.39	14.48	
		50°	16.46	14.41	14.49	14.45	14.39	14.40	14.37	14.42	14.46	
		60°	16.48	14.47	14.39	14.48	14.33	14.44	14.46	14.44	14.42	
		70°	16.46	14.49	14.39	14.41	14.32	14.40	14.44	14.40	14.46	
		80°	16.46	14.49	14.45	14.44	14.30	14.48	14.45	14.45	14.47	
		90°	16.48	14.40	14.49	14.46	14.35	14.40	14.45	14.48	14.43	
		100°	16.45	14.40	14.45	14.44	14.36	14.48	14.39	14.38	14.45	
		110°	16.46	14.40	14.39	14.45	14.37	14.45	14.43	14.42	14.43	
		120°	16.44	14.49	14.42	14.46	14.26	14.42	14.42	14.38	14.49	
		130°	16.39	14.48	14.49	14.46	14.34	14.49	14.44	14.47	14.43	
		140°	16.46	14.48	14.49	14.46	14.35	14.41	14.37	14.41	14.49	
		150°	16.41	14.39	14.39	14.45	14.39	14.40	14.43	14.42	14.44	
		160°	16.42	14.46	14.47	14.48	14.37	14.44	14.42	14.41	14.46	
		170°	16.43	14.41	14.49	14.45	14.38	14.39	14.44	14.42	14.41	
		180°	16.40	14.44	14.42	14.47	14.29	14.41	14.43	14.45	14.47	
		190°	16.40	14.46	14.39	14.45	14.30	14.42	14.41	14.43	14.49	
		199°	16.46	14.39	14.41	14.40	14.36	14.45	14.37	14.45	14.42	
		Book mode	190°	16.39	14.44	14.4	14.44	14.29	14.43	14.39	14.4	14.39
			180°	16.48	14.45	14.44	14.39	14.34	14.46	14.37	14.4	14.4
			170°	16.48	14.47	14.49	14.4	14.36	14.39	14.39	14.48	14.39
			160°	16.49	14.44	14.47	14.39	14.36	14.47	14.41	14.47	14.43
			150°	16.46	14.42	14.49	14.46	14.34	14.48	14.46	14.45	14.49
			140°	16.39	14.45	14.42	14.4	14.29	14.49	14.45	14.41	14.4
			130°	16.46	14.47	14.44	14.48	14.34	14.39	14.44	14.46	14.45
			120°	16.49	14.48	14.42	14.45	14.29	14.47	14.44	14.48	14.42
			110°	16.39	14.41	14.46	14.39	14.33	14.42	14.43	14.44	14.4
	100°		16.46	14.45	14.43	14.45	14.35	14.44	14.41	14.46	14.49	
	90°		16.43	14.46	14.43	14.4	14.32	14.44	14.42	14.46	14.4	
	80°		16.43	14.47	14.42	14.43	14.35	14.49	14.41	14.41	14.42	
	70°		16.45	14.39	14.43	14.42	14.33	14.45	14.47	14.46	14.43	
	60°		16.45	14.44	14.41	14.4	14.37	14.41	14.45	14.44	14.42	
	50°		16.47	14.44	14.48	14.4	14.36	14.43	14.44	14.45	14.44	
	40°		16.46	14.41	14.44	14.46	14.37	14.39	14.41	14.45	14.48	
	Lid close		30°	n.a	n.a	n.a	n.a	n.a	n.a	n.a	n.a	
	Book mode		35°	16.46	14.41	14.45	14.43	14.33	14.47	14.42	14.45	14.45
			34°	n.a	n.a	n.a	n.a	n.a	n.a	n.a	n.a	n.a
			33°	n.a	n.a	n.a	n.a	n.a	n.a	n.a	n.a	n.a
		32°	n.a	n.a	n.a	n.a	n.a	n.a	n.a	n.a	n.a	
	Lid close	31°	n.a	n.a	n.a	n.a	n.a	n.a	n.a	n.a	n.a	
		30°	n.a	n.a	n.a	n.a	n.a	n.a	n.a	n.a	n.a	
		20°	n.a	n.a	n.a	n.a	n.a	n.a	n.a	n.a	n.a	
		10°	n.a	n.a	n.a	n.a	n.a	n.a	n.a	n.a	n.a	
		0°	n.a	n.a	n.a	n.a	n.a	n.a	n.a	n.a	n.a	

Unless otherwise stated the results shown in this test report refer only to the sample(s) tested and such sample(s) are retained for 90 days only.

除非另有說明，此報告結果僅對測試之樣品負責，同時此樣品僅保留90天。本報告未經本公司書面許可，不可部份複製。

This document is issued by the Company subject to its General Conditions of Service printed overleaf, available on request or accessible at <http://www.sgs.com.tw/Terms-and-Conditions> and for electronic format documents, subject to Terms and Conditions for Electronic Documents at <http://www.sgs.com.tw/Terms-and-Conditions>. Attention is drawn to the limitation of liability, indemnification and jurisdiction issues defined therein. Any holder of this document is advised that information contained hereon reflects the Company's findings at the time of its intervention only and within the limits of Client's instructions, if any. The Company's sole responsibility is to its Client and this document does not exonerate parties to a transaction from exercising all their rights and obligations under the transaction documents. This document cannot be reproduced except in full, without prior written approval of the Company. Any unauthorized alteration, forgery or falsification of the content or appearance of this document is unlawful and offenders may be prosecuted to the fullest extent of the law.

Antenna	Operation mode	Lid angle	802.11b	802.11n(40M) 5.2G	802.11n(40M) 5.3G	802.11ac(80M) 5.3G	802.11n(40M) 5.6G	802.11ac(80M) 5.6G	802.11a 5.8G	802.11n(40M) 5.8G	802.11ac(80M) 5.8G
Tx2	Tent (Not Horizontal)	340°	16.49	14.42	14.48	14.47	14.45	14.42	14.36	14.48	14.44
		339°	16.42	14.45	14.43	14.39	14.37	14.47	14.35	14.40	14.39
		338°	16.49	14.49	14.41	14.43	14.35	14.48	14.34	14.43	14.41
		337°	16.47	14.40	14.39	14.42	14.41	14.44	14.38	14.42	14.45
		336°	16.44	14.45	14.48	14.47	14.39	14.43	14.36	14.47	14.49
		335°	16.44	14.45	14.43	14.41	14.35	14.47	14.39	14.41	14.48
		325°	16.42	14.46	14.40	14.43	14.35	14.47	14.40	14.39	14.40
		315°	16.49	14.39	14.48	14.42	14.45	14.49	14.39	14.49	14.49
		305°	16.48	14.49	14.42	14.38	14.43	14.46	14.31	14.44	14.49
		295°	16.43	14.48	14.39	14.38	14.45	14.40	14.37	14.42	14.42
		285°	16.48	14.40	14.47	14.42	14.40	14.43	14.32	14.44	14.40
		275°	16.42	14.43	14.47	14.40	14.40	14.45	14.38	14.39	14.40
		265°	16.47	14.39	14.43	14.38	14.42	14.34	14.39	14.39	14.44
		255°	16.42	14.39	14.44	14.39	14.36	14.48	14.32	14.44	14.46
		245°	16.43	14.40	14.40	14.45	14.38	14.45	14.38	14.39	14.44
		235°	16.46	14.46	14.49	14.38	14.40	14.42	14.35	14.46	14.41
		225°	16.43	14.48	14.49	14.39	14.40	14.40	14.38	14.44	14.41
		215°	16.41	14.48	14.46	14.44	14.41	14.49	14.31	14.42	14.44
		205°	16.44	14.41	14.43	14.42	14.40	14.49	14.37	14.39	14.45
		340°	17.90	19.41	19.35	14.27	19.41	19.41	20.03	19.41	17.37
	339°	17.89	19.46	19.42	14.22	19.39	18.99	20.96	19.32	17.39	
	338°	17.99	19.47	19.38	14.32	19.40	18.92	20.93	19.31	17.36	
	337°	17.96	19.42	19.39	14.32	19.49	18.98	20.90	19.41	17.37	
	336°	17.92	19.45	19.35	14.26	19.48	18.95	20.94	19.39	17.32	
	335°	17.97	19.44	19.35	14.28	19.45	18.90	20.94	19.34	17.35	
	325°	17.89	19.42	19.43	14.24	19.42	18.99	20.88	19.35	17.34	
	315°	17.92	19.44	19.35	14.28	19.40	18.94	20.97	19.39	17.34	
	305°	17.98	19.45	19.44	14.27	19.46	18.90	20.88	19.39	17.32	
	295°	17.92	19.41	14.26	19.48	18.93	20.98	19.41	17.34		
	285°	17.92	19.39	19.38	14.28	19.40	18.98	20.94	19.34	17.35	
	275°	17.96	19.46	19.45	14.24	19.46	18.95	20.97	19.41	17.39	
	265°	17.91	19.42	19.41	14.25	19.45	18.93	20.88	19.37	17.35	
	255°	17.91	19.43	19.35	14.27	19.48	18.97	20.94	19.41	17.40	
	245°	17.89	19.43	19.45	14.32	19.43	18.96	20.94	19.36	17.40	
	235°	17.99	19.42	19.37	14.24	19.49	18.96	20.88	19.39	17.31	
	225°	17.96	19.42	19.38	14.25	19.43	18.97	20.98	19.36	17.34	
	215°	17.95	19.43	19.37	14.32	19.47	18.90	20.96	19.39	17.31	
	205°	17.98	19.43	19.38	14.24	19.42	18.99	20.96	19.40	17.40	
	195°	16.40	14.46	14.49	14.42	14.38	14.44	14.36	14.40	14.44	
	200°	16.48	14.43	14.45	14.39	14.45	14.48	14.32	14.40	14.46	
	205°	16.41	14.48	14.40	14.40	14.41	14.44	14.34	14.46	14.41	
	204°	16.42	14.45	14.43	14.38	14.39	14.39	14.37	14.45	14.44	
	203°	16.43	14.44	14.44	14.47	14.37	14.46	14.33	14.40	14.42	
	202°	16.48	14.43	14.45	14.38	14.44	14.45	14.36	14.43	14.39	
	201°	16.42	14.48	14.47	14.42	14.42	14.46	14.35	14.40	14.45	
	205°	17.98	19.48	19.38	14.25	19.49	18.91	20.91	19.34	17.30	
	204°	17.90	19.48	19.40	14.24	19.45	18.94	20.97	19.31	17.33	
	203°	17.92	19.43	19.44	14.29	19.42	18.90	20.92	19.38	17.30	
	202°	17.98	19.48	19.35	14.28	19.41	18.98	20.90	19.39	17.35	
	201°	17.95	19.47	19.37	14.22	19.42	18.92	20.95	19.39	17.40	
	200°	16.48	14.49	14.39	14.39	14.41	14.41	14.33	14.40	14.47	
	199°	16.46	14.49	14.42	14.47	14.36	14.48	14.34	14.47	14.41	
	198°	16.45	14.48	14.43	14.45	14.36	14.46	14.32	14.39	14.39	
	197°	16.44	14.49	14.44	14.48	14.40	14.45	14.31	14.38	14.49	
	196°	16.45	14.42	14.40	14.48	14.45	14.43	14.40	14.47	14.40	
	195°	16.48	14.45	14.47	14.44	14.49	14.35	14.49	14.43	14.47	
	185°	16.46	14.40	14.40	14.39	14.40	14.44	14.39	14.43	14.41	
	175°	16.39	14.49	14.48	14.43	14.38	14.42	14.41	14.40	14.42	
	165°	16.48	14.47	14.48	14.38	14.41	14.39	14.31	14.39	14.47	
	155°	16.42	14.46	14.48	14.42	14.41	14.40	14.36	14.41	14.47	
	145°	16.46	14.40	14.48	14.42	14.37	14.47	14.38	14.38	14.43	
	135°	16.39	14.40	14.42	14.45	14.41	14.49	14.35	14.39	14.43	
	Laptop	125°	17.89	19.48	19.36	14.32	19.39	18.93	20.91	19.38	17.34
	Flat	130°	16.46	14.40	14.47	14.48	14.45	14.46	14.34	14.48	14.47

Unless otherwise stated the results shown in this test report refer only to the sample(s) tested and such sample(s) are retained for 90 days only.

除非另有說明，此報告結果僅對測試之樣品負責，同時此樣品僅保留90天。本報告未經本公司書面許可，不可部份複製。

This document is issued by the Company subject to its General Conditions of Service printed overleaf, available on request or accessible at <http://www.sgs.com.tw/Terms-and-Conditions> and for electronic format documents, subject to Terms and Conditions for Electronic Documents at <http://www.sgs.com.tw/Terms-and-Conditions>. Attention is drawn to the limitation of liability, indemnification and jurisdiction issues defined therein. Any holder of this document is advised that information contained hereon reflects the Company's findings at the time of its intervention only and within the limits of Client's instructions, if any. The Company's sole responsibility is to its Client and this document does not exonerate parties to a transaction from exercising all their rights and obligations under the transaction documents. This document cannot be reproduced except in full, without prior written approval of the Company. Any unauthorized alteration, forgery or falsification of the content or appearance of this document is unlawful and offenders may be prosecuted to the fullest extent of the law.

Antenna	Operation mode	Lid angle	802.11b	802.11n(40M) 5.2G	802.11n(40M) 5.3G	802.11ac(80M) 5.3G	802.11n(40M) 5.6G	802.11ac(80M) 5.6G	802.11a 5.8G	802.11n(40M) 5.8G	802.11ac(80M) 5.8G	
TX2	Laptop	125°	17.91	19.41	19.43	14.26	19.43	18.93	20.02	19.40	17.32	
		128°	17.89	19.41	19.35	14.32	19.41	18.92	20.98	19.40	17.37	
		127°	17.96	19.40	19.45	14.28	19.45	18.96	20.89	19.34	17.34	
		126°	17.89	19.39	19.39	14.25	19.45	18.95	20.92	19.36	17.31	
		125°	17.96	19.47	19.35	14.22	19.45	18.90	20.89	19.33	17.39	
		115°	17.99	19.39	19.45	14.24	19.45	18.98	20.97	19.32	17.33	
		105°	17.91	19.46	19.42	14.28	19.42	18.99	20.91	19.33	17.32	
		95°	17.91	19.42	19.39	14.24	19.42	18.98	20.93	19.33	17.38	
		85°	17.91	19.41	19.39	14.29	19.49	18.97	20.88	19.33	17.38	
		75°	17.92	19.41	19.41	14.25	19.44	18.96	20.97	19.37	17.40	
		65°	17.90	19.41	19.35	14.27	19.45	18.89	20.91	19.33	17.35	
		55°	17.98	19.42	19.37	14.29	19.39	18.96	20.98	19.40	17.32	
		45°	17.99	19.39	19.44	14.30	19.41	18.89	20.88	19.39	17.38	
		35°	17.97	19.47	19.40	14.23	19.46	18.95	20.90	19.35	17.33	
		Lid close	25°	n.a	n.a	n.a	n.a	n.a	n.a	n.a	n.a	n.a
		Lid close	30°	n.a	n.a	n.a	n.a	n.a	n.a	n.a	n.a	n.a
		Laptop	35°	17.92	19.40	19.37	14.28	19.48	18.91	20.96	19.40	17.38
			34°	n.a	n.a	n.a	n.a	n.a	n.a	n.a	n.a	n.a
			33°	n.a	n.a	n.a	n.a	n.a	n.a	n.a	n.a	n.a
			32°	n.a	n.a	n.a	n.a	n.a	n.a	n.a	n.a	n.a
	31°		n.a	n.a	n.a	n.a	n.a	n.a	n.a	n.a	n.a	
	30°		n.a	n.a	n.a	n.a	n.a	n.a	n.a	n.a	n.a	
	20°		n.a	n.a	n.a	n.a	n.a	n.a	n.a	n.a	n.a	
	10°		n.a	n.a	n.a	n.a	n.a	n.a	n.a	n.a	n.a	
	0°		n.a	n.a	n.a	n.a	n.a	n.a	n.a	n.a	n.a	
	0°		n.a	n.a	n.a	n.a	n.a	n.a	n.a	n.a	n.a	
	Lid close	10°	n.a	n.a	n.a	n.a	n.a	n.a	n.a	n.a	n.a	
		20°	n.a	n.a	n.a	n.a	n.a	n.a	n.a	n.a	n.a	
		30°	n.a	n.a	n.a	n.a	n.a	n.a	n.a	n.a	n.a	
		40°	16.42	14.48	14.44	14.39	14.35	14.40	14.33	14.43	14.43	
	Book mode	35°	16.42	14.44	14.47	14.38	14.35	14.44	14.39	14.47	14.41	
		30°	n.a	n.a	n.a	n.a	n.a	n.a	n.a	n.a	n.a	
	Lid close	31°	n.a	n.a	n.a	n.a	n.a	n.a	n.a	n.a	n.a	
		32°	n.a	n.a	n.a	n.a	n.a	n.a	n.a	n.a	n.a	
		33°	n.a	n.a	n.a	n.a	n.a	n.a	n.a	n.a	n.a	
		34°	n.a	n.a	n.a	n.a	n.a	n.a	n.a	n.a	n.a	
		35°	16.43	14.45	14.48	14.46	14.38	14.39	14.41	14.47	14.39	
		36°	16.44	14.40	14.42	14.41	14.40	14.43	14.37	14.42	14.43	
		37°	16.45	14.48	14.47	14.40	14.38	14.43	14.39	14.41	14.40	
		38°	16.39	14.40	14.47	14.38	14.37	14.41	14.31	14.40	14.44	
		39°	16.41	14.47	14.49	14.40	14.40	14.45	14.32	14.43	14.47	
		40°	16.42	14.45	14.42	14.45	14.35	14.42	14.39	14.47	14.40	
	Book mode	50°	16.48	14.48	14.46	14.38	14.38	14.48	14.32	14.48	14.48	
		60°	16.49	14.47	14.42	14.46	14.41	14.42	14.33	14.42	14.39	
		70°	16.43	14.42	14.41	14.39	14.40	14.39	14.40	14.45	14.48	
		80°	16.49	14.42	14.47	14.47	14.35	14.45	14.33	14.39	14.47	
		90°	16.39	14.44	14.41	14.38	14.40	14.41	14.34	14.46	14.43	
		100°	16.46	14.43	14.45	14.48	14.44	14.40	14.32	14.40	14.45	
		110°	16.47	14.39	14.42	14.38	14.44	14.44	14.41	14.39	14.41	
		120°	16.45	14.44	14.39	14.40	14.38	14.47	14.33	14.40	14.39	
		130°	16.45	14.49	14.44	14.41	14.44	14.39	14.33	14.38	14.48	
		140°	16.48	14.48	14.44	14.48	14.37	14.43	14.33	14.40	14.47	
		150°	16.42	14.45	14.49	14.45	14.35	14.44	14.32	14.45	14.41	
		160°	16.46	14.41	14.41	14.47	14.45	14.39	14.32	14.48	14.48	
		170°	16.49	14.43	14.43	14.44	14.37	14.45	14.36	14.45	14.39	
		180°	16.45	14.41	14.39	14.39	14.39	14.44	14.38	14.38	14.45	
		190°	16.45	14.41	14.47	14.45	14.41	14.41	14.38	14.39	14.39	
		199°	16.44	14.44	14.43	14.43	14.40	14.41	14.39	14.42	14.45	
		Book mode	190°	16.49	14.48	14.42	14.48	14.41	14.48	14.41	14.41	14.39
			180°	16.47	14.45	14.48	14.39	14.41	14.4	14.32	14.45	14.39
			170°	16.42	14.42	14.41	14.42	14.35	14.45	14.34	14.41	14.44
			160°	16.44	14.43	14.43	14.45	14.45	14.48	14.4	14.48	14.46
	150°		16.46	14.41	14.39	14.38	14.45	14.39	14.38	14.48	14.39	
	140°		16.44	14.44	14.44	14.42	14.36	14.45	14.34	14.42	14.42	
	130°		16.39	14.49	14.46	14.43	14.45	14.49	14.34	14.4	14.42	
	120°		16.42	14.4	14.45	14.46	14.41	14.44	14.33	14.41	14.47	
	110°		16.41	14.49	14.43	14.38	14.42	14.43	14.32	14.42	14.47	
	100°		16.45	14.47	14.43	14.43	14.38	14.45	14.41	14.42	14.48	
	90°		16.39	14.45	14.43	14.48	14.43	14.4	14.33	14.44	14.41	
	80°		16.39	14.48	14.49	14.47	14.39	14.46	14.34	14.47	14.49	
	70°		16.42	14.42	14.42	14.44	14.41	14.48	14.4	14.42	14.41	
	60°		16.41	14.43	14.46	14.38	14.44	14.47	14.41	14.4	14.41	
	50°		16.4	14.49	14.39	14.38	14.36	14.44	14.31	14.42	14.44	
	40°		16.43	14.46	14.41	14.42	14.41	14.47	14.39	14.4	14.45	
	Lid close		30°	n.a	n.a	n.a	n.a	n.a	n.a	n.a	n.a	n.a
	Book mode		35°	16.49	14.49	14.48	14.41	14.39	14.48	14.39	14.48	14.46
		34°	n.a	n.a	n.a	n.a	n.a	n.a	n.a	n.a	n.a	
	Lid close	33°	n.a	n.a	n.a	n.a	n.a	n.a	n.a	n.a	n.a	
		32°	n.a	n.a	n.a	n.a	n.a	n.a	n.a	n.a	n.a	
		31°	n.a	n.a	n.a	n.a	n.a	n.a	n.a	n.a	n.a	
		30°	n.a	n.a	n.a	n.a	n.a	n.a	n.a	n.a	n.a	
		20°	n.a	n.a	n.a	n.a	n.a	n.a	n.a	n.a	n.a	
		10°	n.a	n.a	n.a	n.a	n.a	n.a	n.a	n.a	n.a	
		0°	n.a	n.a	n.a	n.a	n.a	n.a	n.a	n.a	n.a	

Unless otherwise stated the results shown in this test report refer only to the sample(s) tested and such sample(s) are retained for 90 days only.

除非另有說明，此報告結果僅對測試之樣品負責，同時此樣品僅保留90天。本報告未經本公司書面許可，不可部份複製。

This document is issued by the Company subject to its General Conditions of Service printed overleaf, available on request or accessible at <http://www.sgs.com.tw/Terms-and-Conditions> and for electronic format documents, subject to Terms and Conditions for Electronic Documents at <http://www.sgs.com.tw/Terms-and-Conditions>. Attention is drawn to the limitation of liability, indemnification and jurisdiction issues defined therein. Any holder of this document is advised that information contained hereon reflects the Company's findings at the time of its intervention only and within the limits of Client's instructions, if any. The Company's sole responsibility is to its Client and this document does not exonerate parties to a transaction from exercising all their rights and obligations under the transaction documents. This document cannot be reproduced except in full, without prior written approval of the Company. Any unauthorized alteration, forgery or falsification of the content or appearance of this document is unlawful and offenders may be prosecuted to the fullest extent of the law.

5.5 Test limit

[§ 2.1093\(d\)\(1\)](#)

Applications for equipment authorization of portable RF sources subject to routine environmental evaluation must contain a statement confirming compliance with the limits specified in [§ 1.1310](#) as part of their application. Technical information showing the basis for this statement must be submitted to the Commission upon request. The SAR limits specified in [§ 1.1310\(a\)](#) through [\(c\) of this chapter](#) shall be used for evaluation of portable devices transmitting in the frequency range from 100 kHz to 6 GHz. Portable devices that transmit at frequencies above 6 GHz shall be evaluated in terms of the MPE limits specified in Table 1 to [§ 1.1310\(e\)\(1\)](#). A minimum separation distance applicable to the operating configurations and exposure conditions of the device shall be used for the evaluation. In general, maximum time-averaged power levels must be used for evaluation. All unlicensed personal communications service (PCS) devices and unlicensed NII devices shall be subject to the limits for general population/uncontrolled exposure.

Radiofrequency radiation exposure limits.

[§ 1.1310\(a\)](#)

Specific absorption rate (SAR) shall be used to evaluate the environmental impact of human exposure to radiofrequency (RF) radiation as specified in [§ 1.1307\(b\)](#) within the frequency range of 100 kHz to 6 GHz (inclusive).

[§ 1.1310\(b\)](#)

The SAR limits for occupational/controlled exposure are 0.4 W/kg, as averaged over the whole body, and a peak spatial-average SAR of 8 W/kg, averaged over any 1 gram of tissue (defined as a tissue volume in the shape of a cube). Exceptions are the parts of the human body treated as extremities, such as hands, wrists, feet, ankles, and pinnae, where the peak spatial-average SAR limit for occupational/controlled exposure is 20 W/kg, averaged over any 10 grams of tissue (defined as a tissue volume in the shape of a cube). Exposure may be averaged over a time period not to exceed 6 minutes to determine compliance with occupational/controlled SAR limits.

[§ 1.1310\(c\)](#)

The SAR limits for general population/uncontrolled exposure are 0.08 W/kg, as averaged over the whole body, and a peak spatial-average SAR of 1.6 W/kg, averaged over any 1 gram of tissue (defined as a tissue volume in the shape of a cube). Exceptions are the parts of the human body treated as extremities, such as hands, wrists, feet, ankles, and pinnae, where the peak spatial-average SAR limit is 4 W/kg, averaged over any 10 grams of tissue (defined as a tissue volume in the shape of a cube). Exposure may be averaged over a time period not to exceed 30 minutes to determine compliance with general population/uncontrolled SAR limits.

Note to paragraphs (a) through (c):

SAR is a measure of the rate of energy absorption due to exposure to RF electromagnetic energy. These SAR limits to be used for evaluation are based generally on criteria published by the American National Standards Institute (ANSI) for localized SAR in [Section 4.2](#) of "IEEE Standard for Safety Levels with Respect to Human Exposure to Radio Frequency Electromagnetic Fields, 3 kHz to 300 GHz," ANSI/IEEE Std C95.1-1992, copyright 1992 by the Institute of Electrical and Electronics

Unless otherwise stated the results shown in this test report refer only to the sample(s) tested and such sample(s) are retained for 90 days only.

除非另有說明，此報告結果僅對測試之樣品負責，同時此樣品僅保留90天。本報告未經本公司書面許可，不可部份複製。

This document is issued by the Company subject to its General Conditions of Service printed overleaf, available on request or accessible at <http://www.sgs.com.tw/Terms-and-Conditions> and for electronic format documents, subject to Terms and Conditions for Electronic Documents at <http://www.sgs.com.tw/Terms-and-Conditions>. Attention is drawn to the limitation of liability, indemnification and jurisdiction issues defined therein. Any holder of this document is advised that information contained hereon reflects the Company's findings at the time of its intervention only and within the limits of Client's instructions, if any. The Company's sole responsibility is to its Client and this document does not exonerate parties to a transaction from exercising all their rights and obligations under the transaction documents. This document cannot be reproduced except in full, without prior written approval of the Company. Any unauthorized alteration, forgery or falsification of the content or appearance of this document is unlawful and offenders may be prosecuted to the fullest extent of the law.

Engineers, Inc., New York, New York 10017. These criteria for SAR evaluation are similar to those recommended by the National Council on Radiation Protection and Measurements (NCRP) in "Biological Effects and Exposure Criteria for Radiofrequency Electromagnetic Fields," NCRP Report No. 86, [Section 17.4.5](#), copyright 1986 by NCRP, Bethesda, Maryland 20814. Limits for whole body SAR and peak spatial-average SAR are based on recommendations made in both of these documents. The MPE limits in Table 1 are based generally on criteria published by the NCRP in "Biological Effects and Exposure Criteria for Radiofrequency Electromagnetic Fields," NCRP Report No. 86, Sections 17.4.1, 17.4.1.1, 17.4.2 and 17.4.3, copyright 1986 by NCRP, Bethesda, Maryland 20814. In the frequency range from 100 MHz to 1500 MHz, these MPE exposure limits for field strength and power density are also generally based on criteria recommended by the ANSI in [Section 4.1](#) of "IEEE Standard for Safety Levels with Respect to Human Exposure to Radio Frequency Electromagnetic Fields, 3 kHz to 300 GHz," ANSI/IEEE Std C95.1-1992, copyright 1992 by the Institute of Electrical and Electronics Engineers, Inc., New York, New York 10017.

Portable devices that transmit at frequencies above 6 GHz shall be evaluated in terms of the MPE limits specified in Table 1 to [§ 1.1310\(e\)\(1\)](#).

According to ANSI/IEEE C95.1-1992, the criteria listed in the following Table shall be used to evaluate the environmental impact of human exposure to radio frequency (RF) radiation as specified in §1.1310.

Peak Spatially Averaged Power Density was evaluated over a circular area of 4cm² per interim FCC Guidance for near-field power density evaluations per October 2018 TCB Workshop notes

Unless otherwise stated the results shown in this test report refer only to the sample(s) tested and such sample(s) are retained for 90 days only.

除非另有說明，此報告結果僅對測試之樣品負責，同時此樣品僅保留90天。本報告未經本公司書面許可，不可部份複製。

This document is issued by the Company subject to its General Conditions of Service printed overleaf, available on request or accessible at <http://www.sgs.com.tw/Terms-and-Conditions> and for electronic format documents, subject to Terms and Conditions for Electronic Documents at <http://www.sgs.com.tw/Terms-and-Conditions>. Attention is drawn to the limitation of liability, indemnification and jurisdiction issues defined therein. Any holder of this document is advised that information contained hereon reflects the Company's findings at the time of its intervention only and within the limits of Client's instructions, if any. The Company's sole responsibility is to its Client and this document does not exonerate parties to a transaction from exercising all their rights and obligations under the transaction documents. This document cannot be reproduced except in full, without prior written approval of the Company. Any unauthorized alteration, forgery or falsification of the content or appearance of this document is unlawful and offenders may be prosecuted to the fullest extent of the law.

Frequency range (MHz)	Electric field strength (V/m)	Magnetic field strength (A/m)	Power density (mW/cm ²)	Averaging time (minutes)
-----------------------	-------------------------------	-------------------------------	-------------------------------------	--------------------------

(i) Limits for Occupational/Controlled Exposure

0.3-3.0	614	1.63	*(100)	≤6
3.0-30	1842/f	4.89/f	*(900/f ²)	<6
30-300	61.4	0.163	1.0	<6
300-1,500			f/300	<6
1,500-100,000			5	<6

(ii) Limits for General Population/Uncontrolled Exposure

0.3-1.34	614	1.63	*(100)	<30
1.34-30	824/f	2.19/f	*(180/f ²)	<30
30-300	27.5	0.073	0.2	<30
300-1,500			f/1500	<30
1,500-100,000			1.0	<30

f = frequency in MHz. * = Plane-wave equivalent power density.

Table 1 to [§ 1.1310\(e\)\(1\)](#) - Limits for Maximum Permissible Exposure (MPE)

Unless otherwise stated the results shown in this test report refer only to the sample(s) tested and such sample(s) are retained for 90 days only.

除非另有說明，此報告結果僅對測試之樣品負責，同時此樣品僅保留90天。本報告未經本公司書面許可，不可部份複製。

This document is issued by the Company subject to its General Conditions of Service printed overleaf, available on request or accessible at <http://www.sgs.com.tw/Terms-and-Conditions> and for electronic format documents, subject to Terms and Conditions for Electronic Documents at <http://www.sgs.com.tw/Terms-and-Conditions>. Attention is drawn to the limitation of liability, indemnification and jurisdiction issues defined therein. Any holder of this document is advised that information contained hereon reflects the Company's findings at the time of its intervention only and within the limits of Client's instructions, if any. The Company's sole responsibility is to its Client and this document does not exonerate parties to a transaction from exercising all their rights and obligations under the transaction documents. This document cannot be reproduced except in full, without prior written approval of the Company. Any unauthorized alteration, forgery or falsification of the content or appearance of this document is unlawful and offenders may be prosecuted to the fullest extent of the law.

6 MAXIMUM OUTPUT POWER

6.1 WLAN

Notebook mode

Main						
Band	Mode	Channel	Frequency (MHz)	Data Rate	Max. Rated Avg. Power + Max. Tolerance (dBm)	Average power (dBm)
2.45GHz	802.11b	1	2412	1Mbps	18.00	17.93
		6	2437		18.00	17.98
		11	2462		18.00	17.99
	802.11g	1	2412	6Mbps	18.00	17.96
		6	2437		20.50	20.47
		11	2462		18.00	17.88
	802.11n20-HT0	1	2412	MCS0	17.50	17.43
		6	2437		20.00	19.93
		11	2462		17.00	16.95
	802.11ac20-VHT0	1	2412	MCS0	17.50	17.42
		6	2437		20.00	19.86
		11	2462		17.00	16.87
	802.11ax20-HE0	1	2412	MCS0	17.50	17.43
		6	2437		20.00	19.87
		11	2462		17.50	17.34
	802.11n40-HT0	3	2422	MCS0	15.00	14.85
		6	2437		18.00	17.86
		9	2452		15.00	14.91
	802.11ac40-VHT0	3	2422	MCS0	15.00	14.81
		6	2437		18.00	17.84
		9	2452		15.00	14.81
	802.11ax40-HE0	3	2422	MCS0	15.00	14.82
		6	2437		18.00	17.88
		9	2452		15.00	14.94

Unless otherwise stated the results shown in this test report refer only to the sample(s) tested and such sample(s) are retained for 90 days only.

除非另有說明，此報告結果僅對測試之樣品負責，同時此樣品僅保留90天。本報告未經本公司書面許可，不可部份複製。

This document is issued by the Company subject to its General Conditions of Service printed overleaf, available on request or accessible at <http://www.sgs.com.tw/Terms-and-Conditions> and for electronic format documents, subject to Terms and Conditions for Electronic Documents at <http://www.sgs.com.tw/Terms-and-Conditions>. Attention is drawn to the limitation of liability, indemnification and jurisdiction issues defined therein. Any holder of this document is advised that information contained hereon reflects the Company's findings at the time of its intervention only and within the limits of Client's instructions, if any. The Company's sole responsibility is to its Client and this document does not exonerate parties to a transaction from exercising all their rights and obligations under the transaction documents. This document cannot be reproduced except in full, without prior written approval of the Company. Any unauthorized alteration, forgery or falsification of the content or appearance of this document is unlawful and offenders may be prosecuted to the fullest extent of the law.

Main						
Band	Mode	Channel	Frequency (MHz)	Data Rate	Max. Rated Avg. Power + Max. Tolerance (dBm)	Average power (dBm)
5.15-5.25 GHz	802.11a	36	5180	6Mbps	19.00	18.92
		40	5200		19.00	18.94
		44	5220		19.00	18.97
		48	5240		19.00	18.87
	802.11n20-HT0	36	5180	MCS0	18.50	18.37
		40	5200		19.50	19.42
		44	5220		19.50	19.45
		48	5240		19.50	19.48
	802.11ac20-VHT0	36	5180	MCS0	18.50	18.39
		40	5200		19.50	19.39
		44	5220		19.50	19.41
		48	5240		19.50	19.43
	802.11ax20-HE0	36	5180	MCS0	18.50	18.35
		40	5200		19.50	19.41
		44	5220		19.50	19.36
		48	5240		19.50	19.37
	802.11n40-HT0	38	5190	MCS0	17.00	16.99
		46	5230		19.50	19.49
	802.11ac40-VHT0	38	5190	MCS0	17.00	16.85
		46	5230		19.50	19.37
802.11ax40-HE0	38	5190	MCS0	17.00	16.87	
	46	5230		19.50	19.33	
802.11ac80-VHT0	42	5210	MCS0	14.00	13.82	
802.11ax80-HE0	42	5210	MCS0	14.00	13.84	
802.11ac160-VHT0	50	5250	MCS0	13.50	13.39	
802.11ax160-HE0	50	5250	MCS0	13.50	13.38	

Unless otherwise stated the results shown in this test report refer only to the sample(s) tested and such sample(s) are retained for 90 days only.

除非另有說明，此報告結果僅對測試之樣品負責，同時此樣品僅保留90天。本報告未經本公司書面許可，不可部份複製。

This document is issued by the Company subject to its General Conditions of Service printed overleaf, available on request or accessible at <http://www.sgs.com.tw/Terms-and-Conditions> and for electronic format documents, subject to Terms and Conditions for Electronic Documents at <http://www.sgs.com.tw/Terms-and-Conditions>. Attention is drawn to the limitation of liability, indemnification and jurisdiction issues defined therein. Any holder of this document is advised that information contained hereon reflects the Company's findings at the time of its intervention only and within the limits of Client's instructions, if any. The Company's sole responsibility is to its Client and this document does not exonerate parties to a transaction from exercising all their rights and obligations under the transaction documents. This document cannot be reproduced except in full, without prior written approval of the Company. Any unauthorized alteration, forgery or falsification of the content or appearance of this document is unlawful and offenders may be prosecuted to the fullest extent of the law.

Main						
Band	Mode	Channel	Frequency (MHz)	Data Rate	Max. Rated Avg. Power + Max. Tolerance (dBm)	Average power (dBm)
5.25-5.35 GHz	802.11a	52	5260	6Mbps	19.00	18.86
		56	5280		19.00	18.85
		60	5300		19.00	18.80
		64	5320		19.00	18.87
	802.11n20-HT0	52	5260	MCS0	19.50	19.43
		56	5280		19.50	19.47
		60	5300		19.00	18.88
		64	5320		19.00	18.91
	802.11ac20-VHT0	52	5260	MCS0	19.50	19.40
		56	5280		19.50	19.43
		60	5300		19.00	18.81
		64	5320		19.00	18.84
	802.11ax20-HE0	52	5260	MCS0	19.50	19.35
		56	5280		19.50	19.36
		60	5300		19.00	18.91
		64	5320		19.00	18.82
	802.11n40-HT0	54	5270	MCS0	19.50	19.49
		62	5310		16.50	16.48
	802.11ac40-VHT0	54	5270	MCS0	19.50	19.32
		62	5310		16.50	16.42
802.11ax40-HE0	54	5270	MCS0	19.50	19.42	
	62	5310		16.50	16.37	
802.11ac80-VHT0	58	5290	MCS0	14.50	14.36	
802.11ax80-HE0	58	5290	MCS0	14.50	14.40	

Unless otherwise stated the results shown in this test report refer only to the sample(s) tested and such sample(s) are retained for 90 days only.

除非另有說明，此報告結果僅對測試之樣品負責，同時此樣品僅保留90天。本報告未經本公司書面許可，不可部份複製。

This document is issued by the Company subject to its General Conditions of Service printed overleaf, available on request or accessible at <http://www.sgs.com.tw/Terms-and-Conditions> and for electronic format documents, subject to Terms and Conditions for Electronic Documents at <http://www.sgs.com.tw/Terms-and-Conditions>. Attention is drawn to the limitation of liability, indemnification and jurisdiction issues defined therein. Any holder of this document is advised that information contained hereon reflects the Company's findings at the time of its intervention only and within the limits of Client's instructions, if any. The Company's sole responsibility is to its Client and this document does not exonerate parties to a transaction from exercising all their rights and obligations under the transaction documents. This document cannot be reproduced except in full, without prior written approval of the Company. Any unauthorized alteration, forgery or falsification of the content or appearance of this document is unlawful and offenders may be prosecuted to the fullest extent of the law.

Main						
Band	Mode	Channel	Frequency (MHz)	Data Rate	Max. Rated Avg. Power + Max. Tolerance (dBm)	Average power (dBm)
5.6GHz	802.11a	100	5500	6Mbps	19.00	18.88
		120	5600		19.00	18.90
		140	5700		19.00	18.87
		144	5720		19.00	18.90
	802.11n20-HT0	100	5500	MCS0	18.50	18.33
		120	5600		19.50	19.44
		140	5700		17.00	16.81
		144	5720		19.00	18.81
	802.11ac20-VHT0	100	5500	MCS0	18.50	18.34
		120	5600		19.50	19.38
		140	5700		17.00	16.97
		144	5720		19.00	18.91
	802.11ax20-HE0	100	5500	MCS0	18.50	18.39
		120	5600		19.50	19.38
		140	5700		17.00	16.90
		144	5720		19.00	18.91
	802.11n40-HT0	102	5510	MCS0	16.50	16.44
		118	5590		19.00	18.89
		134	5670		18.00	17.96
		142	5710		19.50	19.49
	802.11ac40-VHT0	102	5510	MCS0	16.50	16.41
		118	5590		19.00	18.94
		134	5670		18.00	17.96
		142	5710		19.50	19.38
	802.11ax40-HE0	102	5510	MCS0	16.50	16.34
		118	5590		19.00	18.92
		134	5670		18.00	17.87
		142	5710		19.50	19.37
	802.11ac80-VHT0	106	5530	MCS0	15.50	15.45
		122	5610		17.50	17.37
		138	5690		19.00	18.99
	802.11ax80-HE0	106	5530	MCS0	15.50	15.38
		122	5610		17.50	17.42
		138	5690		19.00	18.86
	802.11ac160-VHT0	114	5570	MCS0	12.50	12.41
	802.11ax160-HE0	114	5570	MCS0	12.50	12.46

Unless otherwise stated the results shown in this test report refer only to the sample(s) tested and such sample(s) are retained for 90 days only.

除非另有說明，此報告結果僅對測試之樣品負責，同時此樣品僅保留90天。本報告未經本公司書面許可，不可部份複製。

This document is issued by the Company subject to its General Conditions of Service printed overleaf, available on request or accessible at <http://www.sgs.com.tw/Terms-and-Conditions> and for electronic format documents, subject to Terms and Conditions for Electronic Documents at <http://www.sgs.com.tw/Terms-and-Conditions>. Attention is drawn to the limitation of liability, indemnification and jurisdiction issues defined therein. Any holder of this document is advised that information contained hereon reflects the Company's findings at the time of its intervention only and within the limits of Client's instructions, if any. The Company's sole responsibility is to its Client and this document does not exonerate parties to a transaction from exercising all their rights and obligations under the transaction documents. This document cannot be reproduced except in full, without prior written approval of the Company. Any unauthorized alteration, forgery or falsification of the content or appearance of this document is unlawful and offenders may be prosecuted to the fullest extent of the law.

Main						
Mode	Mode	Channel	Frequency (MHz)	Data Rate	Max. Rated Avg. Power + Max. Tolerance (dBm)	Average power (dBm)
5.8GHz	802.11a	149	5745	6Mbps	21.00	20.95
		157	5785		20.50	20.49
		165	5825		21.00	20.99
	802.11n20-HT0	149	5745	MCS0	19.50	19.39
		157	5785		19.50	19.39
		165	5825		19.50	19.46
	802.11ac20-VHT0	149	5745	MCS0	19.50	19.45
		157	5785		19.50	19.45
		165	5825		19.50	19.43
	802.11ax20-HE0	149	5745	MCS0	19.50	19.39
		157	5785		19.50	19.33
		165	5825		19.50	19.35
	802.11n40-HT0	151	5755	MCS0	19.50	19.35
		159	5795		19.50	19.34
	802.11ac40-VHT0	151	5755	MCS0	19.50	19.42
		159	5795		19.50	19.47
	802.11ax40-HE0	151	5755	MCS0	19.50	19.34
		159	5795		19.50	19.35
802.11ac80-VHT0	155	5775	MCS0	17.50	17.41	
802.11ax80-HE0	155	5775	MCS0	17.50	17.41	

Unless otherwise stated the results shown in this test report refer only to the sample(s) tested and such sample(s) are retained for 90 days only.

除非另有說明，此報告結果僅對測試之樣品負責，同時此樣品僅保留90天。本報告未經本公司書面許可，不可部份複製。

This document is issued by the Company subject to its General Conditions of Service printed overleaf, available on request or accessible at <http://www.sgs.com.tw/Terms-and-Conditions> and for electronic format documents, subject to Terms and Conditions for Electronic Documents at <http://www.sgs.com.tw/Terms-and-Conditions>. Attention is drawn to the limitation of liability, indemnification and jurisdiction issues defined therein. Any holder of this document is advised that information contained hereon reflects the Company's findings at the time of its intervention only and within the limits of Client's instructions, if any. The Company's sole responsibility is to its Client and this document does not exonerate parties to a transaction from exercising all their rights and obligations under the transaction documents. This document cannot be reproduced except in full, without prior written approval of the Company. Any unauthorized alteration, forgery or falsification of the content or appearance of this document is unlawful and offenders may be prosecuted to the fullest extent of the law.

Aux						
Band	Mode	Channel	Frequency (MHz)	Data Rate	Max. Rated Avg. Power + Max. Tolerance (dBm)	Average power (dBm)
2.45GHz	802.11b	1	2412	1Mbps	18.00	17.98
		6	2437		18.00	17.99
		11	2462		18.00	17.96
	802.11g	1	2412	6Mbps	18.00	17.88
		6	2437		20.50	20.49
		11	2462		18.00	17.89
	802.11n20-HT0	1	2412	MCS0	17.50	17.44
		6	2437		20.00	19.83
		11	2462		17.00	16.88
	802.11ac20-VHT0	1	2412	MCS0	17.50	17.43
		6	2437		20.00	19.89
		11	2462		17.00	16.82
	802.11ax20-HE0	1	2412	MCS0	17.50	17.39
		6	2437		20.00	19.90
		11	2462		17.50	17.43
	802.11n40-HT0	3	2422	MCS0	15.00	14.89
		6	2437		18.00	17.93
		9	2452		15.00	14.85
	802.11ac40-VHT0	3	2422	MCS0	15.00	14.86
		6	2437		18.00	17.91
		9	2452		15.00	14.89
	802.11ax40-HE0	3	2422	MCS0	15.00	14.91
		6	2437		18.00	17.84
		9	2452		15.00	14.92

Unless otherwise stated the results shown in this test report refer only to the sample(s) tested and such sample(s) are retained for 90 days only.

除非另有說明，此報告結果僅對測試之樣品負責，同時此樣品僅保留90天。本報告未經本公司書面許可，不可部份複製。

This document is issued by the Company subject to its General Conditions of Service printed overleaf, available on request or accessible at <http://www.sgs.com.tw/Terms-and-Conditions> and for electronic format documents, subject to Terms and Conditions for Electronic Documents at <http://www.sgs.com.tw/Terms-and-Conditions>. Attention is drawn to the limitation of liability, indemnification and jurisdiction issues defined therein. Any holder of this document is advised that information contained hereon reflects the Company's findings at the time of its intervention only and within the limits of Client's instructions, if any. The Company's sole responsibility is to its Client and this document does not exonerate parties to a transaction from exercising all their rights and obligations under the transaction documents. This document cannot be reproduced except in full, without prior written approval of the Company. Any unauthorized alteration, forgery or falsification of the content or appearance of this document is unlawful and offenders may be prosecuted to the fullest extent of the law.

Aux						
Band	Mode	Channel	Frequency (MHz)	Data Rate	Max. Rated Avg. Power + Max. Tolerance (dBm)	Average power (dBm)
5.15-5.25 GHz	802.11a	36	5180	6Mbps	19.00	18.90
		40	5200		19.00	18.91
		44	5220		19.00	18.84
		48	5240		19.00	18.95
	802.11n20-HT0	36	5180	MCS0	18.50	18.31
		40	5200		19.50	19.45
		44	5220		19.50	19.48
		48	5240		19.50	19.46
	802.11ac20-VHT0	36	5180	MCS0	18.50	18.46
		40	5200		19.50	19.34
		44	5220		19.50	19.40
		48	5240		19.50	19.42
	802.11ax20-HE0	36	5180	MCS0	18.50	18.35
		40	5200		19.50	19.45
		44	5220		19.50	19.31
		48	5240		19.50	19.32
	802.11n40-HT0	38	5190	MCS0	17.00	16.93
		46	5230		19.50	19.49
	802.11ac40-VHT0	38	5190	MCS0	17.00	16.92
		46	5230		19.50	19.46
802.11ax40-HE0	38	5190	MCS0	17.00	16.88	
	46	5230		19.50	19.40	
802.11ac80-VHT0	42	5210	MCS0	14.00	13.84	
802.11ax80-HE0	42	5210	MCS0	14.00	13.90	
802.11ac160-VHT0	50	5250	MCS0	13.50	13.36	
802.11ax160-HE0	50	5250	MCS0	13.50	13.41	

Unless otherwise stated the results shown in this test report refer only to the sample(s) tested and such sample(s) are retained for 90 days only.

除非另有說明，此報告結果僅對測試之樣品負責，同時此樣品僅保留90天。本報告未經本公司書面許可，不可部份複製。

This document is issued by the Company subject to its General Conditions of Service printed overleaf, available on request or accessible at <http://www.sgs.com.tw/Terms-and-Conditions> and for electronic format documents, subject to Terms and Conditions for Electronic Documents at <http://www.sgs.com.tw/Terms-and-Conditions>. Attention is drawn to the limitation of liability, indemnification and jurisdiction issues defined therein. Any holder of this document is advised that information contained hereon reflects the Company's findings at the time of its intervention only and within the limits of Client's instructions, if any. The Company's sole responsibility is to its Client and this document does not exonerate parties to a transaction from exercising all their rights and obligations under the transaction documents. This document cannot be reproduced except in full, without prior written approval of the Company. Any unauthorized alteration, forgery or falsification of the content or appearance of this document is unlawful and offenders may be prosecuted to the fullest extent of the law.

Aux						
Band	Mode	Channel	Frequency (MHz)	Data Rate	Max. Rated Avg. Power + Max. Tolerance (dBm)	Average power (dBm)
5.25-5.35 GHz	802.11a	52	5260	6Mbps	19.00	18.91
		56	5280		19.00	18.88
		60	5300		19.00	18.87
		64	5320		19.00	18.90
	802.11n20-HT0	52	5260	MCS0	19.50	19.41
		56	5280		19.50	19.47
		60	5300		19.00	18.86
		64	5320		19.00	18.88
	802.11ac20-VHT0	52	5260	MCS0	19.50	19.39
		56	5280		19.50	19.43
		60	5300		19.00	18.89
		64	5320		19.00	18.84
	802.11ax20-HE0	52	5260	MCS0	19.50	19.38
		56	5280		19.50	19.41
		60	5300		19.00	18.96
		64	5320		19.00	18.86
	802.11n40-HT0	54	5270	MCS0	19.50	19.45
		62	5310		16.50	16.48
	802.11ac40-VHT0	54	5270	MCS0	19.50	19.33
		62	5310		16.50	16.44
802.11ax40-HE0	54	5270	MCS0	19.50	19.41	
	62	5310		16.50	16.35	
802.11ac80-VHT0	58	5290	MCS0	14.50	14.32	
802.11ax80-HE0	58	5290	MCS0	14.50	14.44	

Unless otherwise stated the results shown in this test report refer only to the sample(s) tested and such sample(s) are retained for 90 days only.

除非另有說明，此報告結果僅對測試之樣品負責，同時此樣品僅保留90天。本報告未經本公司書面許可，不可部份複製。

This document is issued by the Company subject to its General Conditions of Service printed overleaf, available on request or accessible at <http://www.sgs.com.tw/Terms-and-Conditions> and for electronic format documents, subject to Terms and Conditions for Electronic Documents at <http://www.sgs.com.tw/Terms-and-Conditions>. Attention is drawn to the limitation of liability, indemnification and jurisdiction issues defined therein. Any holder of this document is advised that information contained hereon reflects the Company's findings at the time of its intervention only and within the limits of Client's instructions, if any. The Company's sole responsibility is to its Client and this document does not exonerate parties to a transaction from exercising all their rights and obligations under the transaction documents. This document cannot be reproduced except in full, without prior written approval of the Company. Any unauthorized alteration, forgery or falsification of the content or appearance of this document is unlawful and offenders may be prosecuted to the fullest extent of the law.

Aux						
Band	Mode	Channel	Frequency (MHz)	Data Rate	Max. Rated Avg. Power + Max. Tolerance (dBm)	Average power (dBm)
5.6GHz	802.11a	100	5500	6Mbps	19.00	18.92
		120	5600		19.00	18.84
		140	5700		19.00	18.90
		144	5720		19.00	18.89
	802.11n20-HT0	100	5500	MCS0	18.50	18.41
		120	5600		19.50	19.41
		140	5700		17.00	16.93
		144	5720		19.00	18.85
	802.11ac20-VHT0	100	5500	MCS0	18.50	18.40
		120	5600		19.50	19.43
		140	5700		17.00	16.83
		144	5720		19.00	18.87
	802.11ax20-HE0	100	5500	MCS0	18.50	18.42
		120	5600		19.50	19.36
		140	5700		17.00	16.90
		144	5720		19.00	18.90
	802.11n40-HT0	102	5510	MCS0	16.50	16.48
		118	5590		19.00	18.89
		134	5670		18.00	17.99
		142	5710		19.50	19.49
	802.11ac40-VHT0	102	5510	MCS0	16.50	16.38
		118	5590		19.00	18.89
		134	5670		18.00	17.89
		142	5710		19.50	19.37
	802.11ax40-HE0	102	5510	MCS0	16.50	16.46
		118	5590		19.00	18.86
		134	5670		18.00	17.89
		142	5710		19.50	19.39
	802.11ac80-VHT0	106	5530	MCS0	15.50	15.32
		122	5610		17.50	17.39
		138	5690		19.00	18.99
	802.11ax80-HE0	106	5530	MCS0	15.50	15.43
		122	5610		17.50	17.33
		138	5690		19.00	18.87
	802.11ac160-VHT0	114	5570	MCS0	12.50	12.31
	802.11ax160-HE0	114	5570	MCS0	12.50	12.40

Unless otherwise stated the results shown in this test report refer only to the sample(s) tested and such sample(s) are retained for 90 days only.

除非另有說明，此報告結果僅對測試之樣品負責，同時此樣品僅保留90天。本報告未經本公司書面許可，不可部份複製。

This document is issued by the Company subject to its General Conditions of Service printed overleaf, available on request or accessible at <http://www.sgs.com.tw/Terms-and-Conditions> and for electronic format documents, subject to Terms and Conditions for Electronic Documents at <http://www.sgs.com.tw/Terms-and-Conditions>. Attention is drawn to the limitation of liability, indemnification and jurisdiction issues defined therein. Any holder of this document is advised that information contained hereon reflects the Company's findings at the time of its intervention only and within the limits of Client's instructions, if any. The Company's sole responsibility is to its Client and this document does not exonerate parties to a transaction from exercising all their rights and obligations under the transaction documents. This document cannot be reproduced except in full, without prior written approval of the Company. Any unauthorized alteration, forgery or falsification of the content or appearance of this document is unlawful and offenders may be prosecuted to the fullest extent of the law.

Aux						
Mode	Mode	Channel	Frequency (MHz)	Data Rate	Max. Rated Avg. Power + Max. Tolerance (dBm)	Average power (dBm)
5.8GHz	802.11a	149	5745	6Mbps	21.00	20.93
		157	5785		20.50	20.48
		165	5825		21.00	20.98
	802.11n20-HT0	149	5745	MCS0	19.50	19.37
		157	5785		19.50	19.47
		165	5825		19.50	19.42
	802.11ac20-VHT0	149	5745	MCS0	19.50	19.41
		157	5785		19.50	19.39
		165	5825		19.50	19.37
	802.11ax20-HE0	149	5745	MCS0	19.50	19.39
		157	5785		19.50	19.41
		165	5825		19.50	19.34
	802.11n40-HT0	151	5755	MCS0	19.50	19.41
		159	5795		19.50	19.37
	802.11ac40-VHT0	151	5755	MCS0	19.50	19.38
		159	5795		19.50	19.40
	802.11ax40-HE0	151	5755	MCS0	19.50	19.37
		159	5795		19.50	19.43
	802.11ac80-VHT0	155	5775	MCS0	17.50	17.40
	802.11ax80-HE0	155	5775	MCS0	17.50	17.42

Unless otherwise stated the results shown in this test report refer only to the sample(s) tested and such sample(s) are retained for 90 days only.

除非另有說明，此報告結果僅對測試之樣品負責，同時此樣品僅保留90天。本報告未經本公司書面許可，不可部份複製。

This document is issued by the Company subject to its General Conditions of Service printed overleaf, available on request or accessible at <http://www.sgs.com.tw/Terms-and-Conditions> and for electronic format documents, subject to Terms and Conditions for Electronic Documents at <http://www.sgs.com.tw/Terms-and-Conditions>. Attention is drawn to the limitation of liability, indemnification and jurisdiction issues defined therein. Any holder of this document is advised that information contained hereon reflects the Company's findings at the time of its intervention only and within the limits of Client's instructions, if any. The Company's sole responsibility is to its Client and this document does not exonerate parties to a transaction from exercising all their rights and obligations under the transaction documents. This document cannot be reproduced except in full, without prior written approval of the Company. Any unauthorized alteration, forgery or falsification of the content or appearance of this document is unlawful and offenders may be prosecuted to the fullest extent of the law.

Tablet mode

Main						
Band	Mode	Channel	Frequency (MHz)	Data Rate	Max. Rated Avg. Power + Max. Tolerance (dBm)	Average power (dBm)
2.45GHz	802.11b	1	2412	1Mbps	16.50	16.49
		6	2437		16.50	16.42
		11	2462		16.50	16.47
	802.11g	1	2412	6Mbps	16.50	16.43
		6	2437		16.50	16.44
		11	2462		16.50	16.37
	802.11n20-HT0	1	2412	MCS0	16.50	16.45
		6	2437		16.50	16.45
		11	2462		16.50	16.42
	802.11ac20-VHT0	1	2412	MCS0	16.50	16.39
		6	2437		16.50	16.41
		11	2462		16.50	16.42
	802.11ax20-HE0	1	2412	MCS0	16.50	16.38
		6	2437		16.50	16.32
		11	2462		16.50	16.34
	802.11n40-HT0	3	2422	MCS0	15.00	14.86
		6	2437		16.50	16.30
		9	2452		15.00	14.95
	802.11ac40-VHT0	3	2422	MCS0	15.00	14.95
		6	2437		16.50	16.35
		9	2452		15.00	14.95
	802.11ax40-HE0	3	2422	MCS0	15.00	14.85
		6	2437		16.50	16.39
		9	2452		15.00	14.90

Unless otherwise stated the results shown in this test report refer only to the sample(s) tested and such sample(s) are retained for 90 days only.

除非另有說明，此報告結果僅對測試之樣品負責，同時此樣品僅保留90天。本報告未經本公司書面許可，不可部份複製。

This document is issued by the Company subject to its General Conditions of Service printed overleaf, available on request or accessible at <http://www.sgs.com.tw/Terms-and-Conditions> and for electronic format documents, subject to Terms and Conditions for Electronic Documents at <http://www.sgs.com.tw/Terms-and-Conditions>. Attention is drawn to the limitation of liability, indemnification and jurisdiction issues defined therein. Any holder of this document is advised that information contained hereon reflects the Company's findings at the time of its intervention only and within the limits of Client's instructions, if any. The Company's sole responsibility is to its Client and this document does not exonerate parties to a transaction from exercising all their rights and obligations under the transaction documents. This document cannot be reproduced except in full, without prior written approval of the Company. Any unauthorized alteration, forgery or falsification of the content or appearance of this document is unlawful and offenders may be prosecuted to the fullest extent of the law.

Main						
Band	Mode	Channel	Frequency (MHz)	Data Rate	Max. Rated Avg. Power + Max. Tolerance (dBm)	Average power (dBm)
5.15-5.25 GHz	802.11a	36	5180	6Mbps	14.50	14.41
		40	5200		14.50	14.37
		44	5220		14.50	14.42
		48	5240		14.50	14.40
	802.11n20-HT0	36	5180	MCS0	14.50	14.40
		40	5200		14.50	14.43
		44	5220		14.50	14.35
		48	5240		14.50	14.45
	802.11ac20-VHT0	36	5180	MCS0	14.50	14.40
		40	5200		14.50	14.41
		44	5220		14.50	14.34
		48	5240		14.50	14.38
	802.11ax20-HE0	36	5180	MCS0	14.50	14.37
		40	5200		14.50	14.44
		44	5220		14.50	14.41
		48	5240		14.50	14.33
	802.11n40-HT0	38	5190	MCS0	14.50	14.49
		46	5230		14.50	14.48
	802.11ac40-VHT0	38	5190	MCS0	14.50	14.46
		46	5230		14.50	14.39
802.11ax40-HE0	38	5190	MCS0	14.50	14.45	
	46	5230		14.50	14.48	
802.11ac80-VHT0	42	5210	MCS0	14.00	13.89	
802.11ax80-HE0	42	5210	MCS0	14.00	13.86	
802.11ac160-VHT0	50	5250	MCS0	10.50	10.43	
802.11ax160-HE0	50	5250	MCS0	10.50	10.46	

Unless otherwise stated the results shown in this test report refer only to the sample(s) tested and such sample(s) are retained for 90 days only.

除非另有說明，此報告結果僅對測試之樣品負責，同時此樣品僅保留90天。本報告未經本公司書面許可，不可部份複製。

This document is issued by the Company subject to its General Conditions of Service printed overleaf, available on request or accessible at <http://www.sgs.com.tw/Terms-and-Conditions> and for electronic format documents, subject to Terms and Conditions for Electronic Documents at <http://www.sgs.com.tw/Terms-and-Conditions>. Attention is drawn to the limitation of liability, indemnification and jurisdiction issues defined therein. Any holder of this document is advised that information contained hereon reflects the Company's findings at the time of its intervention only and within the limits of Client's instructions, if any. The Company's sole responsibility is to its Client and this document does not exonerate parties to a transaction from exercising all their rights and obligations under the transaction documents. This document cannot be reproduced except in full, without prior written approval of the Company. Any unauthorized alteration, forgery or falsification of the content or appearance of this document is unlawful and offenders may be prosecuted to the fullest extent of the law.

Main						
Band	Mode	Channel	Frequency (MHz)	Data Rate	Max. Rated Avg. Power + Max. Tolerance (dBm)	Average power (dBm)
5.25-5.35 GHz	802.11a	52	5260	6Mbps	14.50	14.41
		56	5280		14.50	14.39
		60	5300		14.50	14.42
		64	5320		14.50	14.40
	802.11n20-HT0	52	5260	MCS0	14.50	14.37
		56	5280		14.50	14.38
		60	5300		14.50	14.39
		64	5320		14.50	14.34
	802.11ac20-VHT0	52	5260	MCS0	14.50	14.35
		56	5280		14.50	14.34
		60	5300		14.50	14.45
		64	5320		14.50	14.33
	802.11ax20-HE0	52	5260	MCS0	14.50	14.45
		56	5280		14.50	14.39
		60	5300		14.50	14.31
		64	5320		14.50	14.34
	802.11n40-HT0	54	5270	MCS0	14.50	14.49
		62	5310		14.50	14.43
	802.11ac40-VHT0	54	5270	MCS0	14.50	14.33
		62	5310		14.50	14.41
802.11ax40-HE0	54	5270	MCS0	14.50	14.36	
	62	5310		14.50	14.37	
802.11ac80-VHT0	58	5290	MCS0	14.50	14.48	
802.11ax80-HE0	58	5290	MCS0	14.50	14.42	

Unless otherwise stated the results shown in this test report refer only to the sample(s) tested and such sample(s) are retained for 90 days only.

除非另有說明，此報告結果僅對測試之樣品負責，同時此樣品僅保留90天。本報告未經本公司書面許可，不可部份複製。

This document is issued by the Company subject to its General Conditions of Service printed overleaf, available on request or accessible at <http://www.sgs.com.tw/Terms-and-Conditions> and for electronic format documents, subject to Terms and Conditions for Electronic Documents at <http://www.sgs.com.tw/Terms-and-Conditions>. Attention is drawn to the limitation of liability, indemnification and jurisdiction issues defined therein. Any holder of this document is advised that information contained hereon reflects the Company's findings at the time of its intervention only and within the limits of Client's instructions, if any. The Company's sole responsibility is to its Client and this document does not exonerate parties to a transaction from exercising all their rights and obligations under the transaction documents. This document cannot be reproduced except in full, without prior written approval of the Company. Any unauthorized alteration, forgery or falsification of the content or appearance of this document is unlawful and offenders may be prosecuted to the fullest extent of the law.

Main						
Band	Mode	Channel	Frequency (MHz)	Data Rate	Max. Rated Avg. Power + Max. Tolerance (dBm)	Average power (dBm)
5.6GHz	802.11a	100	5500	6Mbps	14.50	14.39
		120	5600		14.50	14.41
		140	5700		14.50	14.39
		144	5720		14.50	14.47
	802.11n20-HT0	100	5500	MCS0	14.50	14.43
		120	5600		14.50	14.34
		140	5700		14.50	14.44
		144	5720		14.50	14.37
	802.11ac20-VHT0	100	5500	MCS0	14.50	14.42
		120	5600		14.50	14.35
		140	5700		14.50	14.36
		144	5720		14.50	14.34
	802.11ax20-HE0	100	5500	MCS0	14.50	14.35
		120	5600		14.50	14.44
		140	5700		14.50	14.47
		144	5720		14.50	14.43
	802.11n40-HT0	102	5510	MCS0	14.50	14.39
		118	5590		14.50	14.32
		134	5670		14.50	14.37
		142	5710		14.50	14.38
	802.11ac40-VHT0	102	5510	MCS0	14.50	14.46
		118	5590		14.50	14.48
		134	5670		14.50	14.31
		142	5710		14.50	14.42
	802.11ax40-HE0	102	5510	MCS0	14.50	14.35
		118	5590		14.50	14.39
		134	5670		14.50	14.38
		142	5710		14.50	14.35
	802.11ac80-VHT0	106	5530	MCS0	14.50	14.49
		122	5610		14.50	14.42
		138	5690		14.50	14.45
	802.11ax80-HE0	106	5530	MCS0	14.50	14.42
		122	5610		14.50	14.37
		138	5690		14.50	14.42
	802.11ac160-VHT0	114	5570	MCS0	9.50	9.35
	802.11ax160-HE0	114	5570	MCS0	9.50	9.40

Unless otherwise stated the results shown in this test report refer only to the sample(s) tested and such sample(s) are retained for 90 days only.

除非另有說明，此報告結果僅對測試之樣品負責，同時此樣品僅保留90天。本報告未經本公司書面許可，不可部份複製。

This document is issued by the Company subject to its General Conditions of Service printed overleaf, available on request or accessible at <http://www.sgs.com.tw/Terms-and-Conditions> and for electronic format documents, subject to Terms and Conditions for Electronic Documents at <http://www.sgs.com.tw/Terms-and-Conditions>. Attention is drawn to the limitation of liability, indemnification and jurisdiction issues defined therein. Any holder of this document is advised that information contained hereon reflects the Company's findings at the time of its intervention only and within the limits of Client's instructions, if any. The Company's sole responsibility is to its Client and this document does not exonerate parties to a transaction from exercising all their rights and obligations under the transaction documents. This document cannot be reproduced except in full, without prior written approval of the Company. Any unauthorized alteration, forgery or falsification of the content or appearance of this document is unlawful and offenders may be prosecuted to the fullest extent of the law.

Main						
Mode	Mode	Channel	Frequency (MHz)	Data Rate	Max. Rated Avg. Power + Max. Tolerance (dBm)	Average power (dBm)
5.8GHz	802.11a	149	5745	6Mbps	14.50	14.34
		157	5785		14.50	14.47
		165	5825		14.50	14.33
	802.11n20-HT0	149	5745	MCS0	14.50	14.34
		157	5785		14.50	14.42
		165	5825		14.50	14.37
	802.11ac20-VHT0	149	5745	MCS0	14.50	14.38
		157	5785		14.50	14.39
		165	5825		14.50	14.43
	802.11ax20-HE0	149	5745	MCS0	14.50	14.46
		157	5785		14.50	14.44
		165	5825		14.50	14.40
	802.11n40-HT0	151	5755	MCS0	14.50	14.46
		159	5795		14.50	14.48
	802.11ac40-VHT0	151	5755	MCS0	14.50	14.44
		159	5795		14.50	14.42
	802.11ax40-HE0	151	5755	MCS0	14.50	14.43
		159	5795		14.50	14.32
802.11ac80-VHT0	155	5775	MCS0	14.50	14.49	
802.11ax80-HE0	155	5775	MCS0	14.50	14.38	

Unless otherwise stated the results shown in this test report refer only to the sample(s) tested and such sample(s) are retained for 90 days only.

除非另有說明，此報告結果僅對測試之樣品負責，同時此樣品僅保留90天。本報告未經本公司書面許可，不可部份複製。

This document is issued by the Company subject to its General Conditions of Service printed overleaf, available on request or accessible at <http://www.sgs.com.tw/Terms-and-Conditions> and for electronic format documents, subject to Terms and Conditions for Electronic Documents at <http://www.sgs.com.tw/Terms-and-Conditions>. Attention is drawn to the limitation of liability, indemnification and jurisdiction issues defined therein. Any holder of this document is advised that information contained hereon reflects the Company's findings at the time of its intervention only and within the limits of Client's instructions, if any. The Company's sole responsibility is to its Client and this document does not exonerate parties to a transaction from exercising all their rights and obligations under the transaction documents. This document cannot be reproduced except in full, without prior written approval of the Company. Any unauthorized alteration, forgery or falsification of the content or appearance of this document is unlawful and offenders may be prosecuted to the fullest extent of the law.

Aux						
Band	Mode	Channel	Frequency (MHz)	Data Rate	Max. Rated Avg. Power + Max. Tolerance (dBm)	Average power (dBm)
2.45GHz	802.11b	1	2412	1Mbps	16.50	16.43
		6	2437		16.50	16.48
		11	2462		16.50	16.49
	802.11g	1	2412	6Mbps	16.50	16.41
		6	2437		16.50	16.47
		11	2462		16.50	16.46
	802.11n20-HT0	1	2412	MCS0	16.50	16.38
		6	2437		16.50	16.43
		11	2462		16.50	16.45
	802.11ac20-VHT0	1	2412	MCS0	16.50	16.43
		6	2437		16.50	16.38
		11	2462		16.50	16.45
	802.11ax20-HE0	1	2412	MCS0	16.50	16.42
		6	2437		16.50	16.40
		11	2462		16.50	16.43
	802.11n40-HT0	3	2422	MCS0	15.00	14.93
		6	2437		16.50	16.33
		9	2452		15.00	14.83
	802.11ac40-VHT0	3	2422	MCS0	15.00	14.94
		6	2437		16.50	16.35
		9	2452		15.00	14.85
	802.11ax40-HE0	3	2422	MCS0	15.00	14.91
		6	2437		16.50	16.45
		9	2452		15.00	14.91

Unless otherwise stated the results shown in this test report refer only to the sample(s) tested and such sample(s) are retained for 90 days only.

除非另有說明，此報告結果僅對測試之樣品負責，同時此樣品僅保留90天。本報告未經本公司書面許可，不可部份複製。

This document is issued by the Company subject to its General Conditions of Service printed overleaf, available on request or accessible at <http://www.sgs.com.tw/Terms-and-Conditions> and for electronic format documents, subject to Terms and Conditions for Electronic Documents at <http://www.sgs.com.tw/Terms-and-Conditions>. Attention is drawn to the limitation of liability, indemnification and jurisdiction issues defined therein. Any holder of this document is advised that information contained hereon reflects the Company's findings at the time of its intervention only and within the limits of Client's instructions, if any. The Company's sole responsibility is to its Client and this document does not exonerate parties to a transaction from exercising all their rights and obligations under the transaction documents. This document cannot be reproduced except in full, without prior written approval of the Company. Any unauthorized alteration, forgery or falsification of the content or appearance of this document is unlawful and offenders may be prosecuted to the fullest extent of the law.

Aux						
Band	Mode	Channel	Frequency (MHz)	Data Rate	Max. Rated Avg. Power + Max. Tolerance (dBm)	Average power (dBm)
5.15-5.25 GHz	802.11a	36	5180	6Mbps	14.50	14.40
		40	5200		14.50	14.41
		44	5220		14.50	14.44
		48	5240		14.50	14.34
	802.11n20-HT0	36	5180	MCS0	14.50	14.40
		40	5200		14.50	14.30
		44	5220		14.50	14.44
		48	5240		14.50	14.40
	802.11ac20-VHT0	36	5180	MCS0	14.50	14.44
		40	5200		14.50	14.35
		44	5220		14.50	14.33
		48	5240		14.50	14.38
	802.11ax20-HE0	36	5180	MCS0	14.50	14.38
		40	5200		14.50	14.31
		44	5220		14.50	14.40
		48	5240		14.50	14.37
	802.11n40-HT0	38	5190	MCS0	14.50	14.47
		46	5230		14.50	14.49
	802.11ac40-VHT0	38	5190	MCS0	14.50	14.35
		46	5230		14.50	14.40
802.11ax40-HE0	38	5190	MCS0	14.50	14.33	
	46	5230		14.50	14.40	
802.11ac80-VHT0	42	5210	MCS0	14.00	13.90	
802.11ax80-HE0	42	5210	MCS0	14.00	13.88	
802.11ac160-VHT0	50	5250	MCS0	10.50	10.37	
802.11ax160-HE0	50	5250	MCS0	10.50	10.33	

Unless otherwise stated the results shown in this test report refer only to the sample(s) tested and such sample(s) are retained for 90 days only.

除非另有說明，此報告結果僅對測試之樣品負責，同時此樣品僅保留90天。本報告未經本公司書面許可，不可部份複製。

This document is issued by the Company subject to its General Conditions of Service printed overleaf, available on request or accessible at <http://www.sgs.com.tw/Terms-and-Conditions> and for electronic format documents, subject to Terms and Conditions for Electronic Documents at <http://www.sgs.com.tw/Terms-and-Conditions>. Attention is drawn to the limitation of liability, indemnification and jurisdiction issues defined therein. Any holder of this document is advised that information contained hereon reflects the Company's findings at the time of its intervention only and within the limits of Client's instructions, if any. The Company's sole responsibility is to its Client and this document does not exonerate parties to a transaction from exercising all their rights and obligations under the transaction documents. This document cannot be reproduced except in full, without prior written approval of the Company. Any unauthorized alteration, forgery or falsification of the content or appearance of this document is unlawful and offenders may be prosecuted to the fullest extent of the law.

Aux						
Band	Mode	Channel	Frequency (MHz)	Data Rate	Max. Rated Avg. Power + Max. Tolerance (dBm)	Average power (dBm)
5.25-5.35 GHz	802.11a	52	5260	6Mbps	14.50	14.39
		56	5280		14.50	14.38
		60	5300		14.50	14.43
		64	5320		14.50	14.36
	802.11n20-HT0	52	5260	MCS0	14.50	14.32
		56	5280		14.50	14.41
		60	5300		14.50	14.40
		64	5320		14.50	14.36
	802.11ac20-VHT0	52	5260	MCS0	14.50	14.34
		56	5280		14.50	14.37
		60	5300		14.50	14.45
		64	5320		14.50	14.36
	802.11ax20-HE0	52	5260	MCS0	14.50	14.38
		56	5280		14.50	14.41
		60	5300		14.50	14.38
		64	5320		14.50	14.40
	802.11n40-HT0	54	5270	MCS0	14.50	14.47
		62	5310		14.50	14.49
	802.11ac40-VHT0	54	5270	MCS0	14.50	14.39
		62	5310		14.50	14.31
802.11ax40-HE0	54	5270	MCS0	14.50	14.38	
	62	5310		14.50	14.42	
802.11ac80-VHT0	58	5290	MCS0	14.50	14.48	
802.11ax80-HE0	58	5290	MCS0	14.50	14.39	

Unless otherwise stated the results shown in this test report refer only to the sample(s) tested and such sample(s) are retained for 90 days only.

除非另有說明，此報告結果僅對測試之樣品負責，同時此樣品僅保留90天。本報告未經本公司書面許可，不可部份複製。

This document is issued by the Company subject to its General Conditions of Service printed overleaf, available on request or accessible at <http://www.sgs.com.tw/Terms-and-Conditions> and for electronic format documents, subject to Terms and Conditions for Electronic Documents at <http://www.sgs.com.tw/Terms-and-Conditions>. Attention is drawn to the limitation of liability, indemnification and jurisdiction issues defined therein. Any holder of this document is advised that information contained hereon reflects the Company's findings at the time of its intervention only and within the limits of Client's instructions, if any. The Company's sole responsibility is to its Client and this document does not exonerate parties to a transaction from exercising all their rights and obligations under the transaction documents. This document cannot be reproduced except in full, without prior written approval of the Company. Any unauthorized alteration, forgery or falsification of the content or appearance of this document is unlawful and offenders may be prosecuted to the fullest extent of the law.

Aux						
Band	Mode	Channel	Frequency (MHz)	Data Rate	Max. Rated Avg. Power + Max. Tolerance (dBm)	Average power (dBm)
5.6GHz	802.11a	100	5500	6Mbps	14.50	14.35
		120	5600		14.50	14.44
		140	5700		14.50	14.37
		144	5720		14.50	14.40
	802.11n20-HT0	100	5500	MCS0	14.50	14.33
		120	5600		14.50	14.39
		140	5700		14.50	14.37
		144	5720		14.50	14.39
	802.11ac20-VHT0	100	5500	MCS0	14.50	14.35
		120	5600		14.50	14.38
		140	5700		14.50	14.44
		144	5720		14.50	14.38
	802.11ax20-HE0	100	5500	MCS0	14.50	14.39
		120	5600		14.50	14.35
		140	5700		14.50	14.44
		144	5720		14.50	14.33
	802.11n40-HT0	102	5510	MCS0	14.50	14.45
		118	5590		14.50	14.45
		134	5670		14.50	14.35
		142	5710		14.50	14.36
	802.11ac40-VHT0	102	5510	MCS0	14.50	14.38
		118	5590		14.50	14.37
		134	5670		14.50	14.45
		142	5710		14.50	14.45
	802.11ax40-HE0	102	5510	MCS0	14.50	14.44
		118	5590		14.50	14.40
		134	5670		14.50	14.33
		142	5710		14.50	14.40
	802.11ac80-VHT0	106	5530	MCS0	14.50	14.49
		122	5610		14.50	14.42
		138	5690		14.50	14.48
	802.11ax80-HE0	106	5530	MCS0	14.50	14.39
		122	5610		14.50	14.42
		138	5690		14.50	14.39
	802.11ac160-VHT0	114	5570	MCS0	9.50	9.40
	802.11ax160-HE0	114	5570	MCS0	9.50	9.35

Unless otherwise stated the results shown in this test report refer only to the sample(s) tested and such sample(s) are retained for 90 days only.

除非另有說明，此報告結果僅對測試之樣品負責，同時此樣品僅保留90天。本報告未經本公司書面許可，不可部份複製。

This document is issued by the Company subject to its General Conditions of Service printed overleaf, available on request or accessible at <http://www.sgs.com.tw/Terms-and-Conditions> and for electronic format documents, subject to Terms and Conditions for Electronic Documents at <http://www.sgs.com.tw/Terms-and-Conditions>. Attention is drawn to the limitation of liability, indemnification and jurisdiction issues defined therein. Any holder of this document is advised that information contained hereon reflects the Company's findings at the time of its intervention only and within the limits of Client's instructions, if any. The Company's sole responsibility is to its Client and this document does not exonerate parties to a transaction from exercising all their rights and obligations under the transaction documents. This document cannot be reproduced except in full, without prior written approval of the Company. Any unauthorized alteration, forgery or falsification of the content or appearance of this document is unlawful and offenders may be prosecuted to the fullest extent of the law.

Aux						
Mode	Mode	Channel	Frequency (MHz)	Data Rate	Max. Rated Avg. Power + Max. Tolerance (dBm)	Average power (dBm)
5.8GHz	802.11a	149	5745	6Mbps	14.50	14.41
		157	5785		14.50	14.31
		165	5825		14.50	14.35
	802.11n20-HT0	149	5745	MCS0	14.50	14.45
		157	5785		14.50	14.45
		165	5825		14.50	14.41
	802.11ac20-VHT0	149	5745	MCS0	14.50	14.37
		157	5785		14.50	14.34
		165	5825		14.50	14.43
	802.11ax20-HE0	149	5745	MCS0	14.50	14.34
		157	5785		14.50	14.35
		165	5825		14.50	14.38
	802.11n40-HT0	151	5755	MCS0	14.50	14.47
		159	5795		14.50	14.48
	802.11ac40-VHT0	151	5755	MCS0	14.50	14.39
		159	5795		14.50	14.33
	802.11ax40-HE0	151	5755	MCS0	14.50	14.44
		159	5795		14.50	14.35
802.11ac80-VHT0	155	5775	MCS0	14.50	14.49	
802.11ax80-HE0	155	5775	MCS0	14.50	14.39	

Unless otherwise stated the results shown in this test report refer only to the sample(s) tested and such sample(s) are retained for 90 days only.

除非另有說明，此報告結果僅對測試之樣品負責，同時此樣品僅保留90天。本報告未經本公司書面許可，不可部份複製。

This document is issued by the Company subject to its General Conditions of Service printed overleaf, available on request or accessible at <http://www.sgs.com.tw/Terms-and-Conditions> and for electronic format documents, subject to Terms and Conditions for Electronic Documents at <http://www.sgs.com.tw/Terms-and-Conditions>. Attention is drawn to the limitation of liability, indemnification and jurisdiction issues defined therein. Any holder of this document is advised that information contained hereon reflects the Company's findings at the time of its intervention only and within the limits of Client's instructions, if any. The Company's sole responsibility is to its Client and this document does not exonerate parties to a transaction from exercising all their rights and obligations under the transaction documents. This document cannot be reproduced except in full, without prior written approval of the Company. Any unauthorized alteration, forgery or falsification of the content or appearance of this document is unlawful and offenders may be prosecuted to the fullest extent of the law.

6.2 WIFI 6E

Notebook mode

Main						
Band	Mode	Channel	Frequency (MHz)	Data Rate	Max. Rated Avg. Power + Max. Tolerance (dBm)	Average power (dBm)
U-NII-5 6.2GHz	802.11ax20-HE0	1	5955	MCS0	1.00	0.85
		45	6175		1.00	0.93
		93	6415		1.00	0.83
	802.11ax40-HE0	3	5965	MCS0	3.50	3.43
		43	6165		3.50	3.42
		91	6405		3.50	3.42
	802.11ax80-HE0	7	5985	MCS0	7.00	6.92
		39	6145		7.00	6.96
		87	6385		7.00	6.89
	802.11ax160-HE0	15	6025	MCS0	9.50	9.47
		47	6185		9.50	9.49
		79	6345		9.50	9.46
Main						
Band	Mode	Channel	Frequency (MHz)	Data Rate	Max. Rated Avg. Power + Max. Tolerance (dBm)	Average power (dBm)
U-NII-6 6.5GHz	802.11ax20-HE0	97	6435	MCS0	1.50	1.39
		105	6475		1.50	1.46
		113	6515		1.50	1.37
	802.11ax40-HE0	99	6445	MCS0	4.00	3.90
		107	6485		4.00	3.86
	802.11ax80-HE0	103	6465	MCS0	7.00	6.88
		119	6545		7.00	6.92
	802.11ax160-HE0	111	6505	MCS0	10.00	9.99

Unless otherwise stated the results shown in this test report refer only to the sample(s) tested and such sample(s) are retained for 90 days only.

除非另有說明，此報告結果僅對測試之樣品負責，同時此樣品僅保留90天。本報告未經本公司書面許可，不可部份複製。

This document is issued by the Company subject to its General Conditions of Service printed overleaf, available on request or accessible at <http://www.sgs.com.tw/Terms-and-Conditions> and for electronic format documents, subject to Terms and Conditions for Electronic Documents at <http://www.sgs.com.tw/Terms-and-Conditions>. Attention is drawn to the limitation of liability, indemnification and jurisdiction issues defined therein. Any holder of this document is advised that information contained hereon reflects the Company's findings at the time of its intervention only and within the limits of Client's instructions, if any. The Company's sole responsibility is to its Client and this document does not exonerate parties to a transaction from exercising all their rights and obligations under the transaction documents. This document cannot be reproduced except in full, without prior written approval of the Company. Any unauthorized alteration, forgery or falsification of the content or appearance of this document is unlawful and offenders may be prosecuted to the fullest extent of the law.

Main						
Band	Mode	Channel	Frequency (MHz)	Data Rate	Max. Rated Avg. Power + Max. Tolerance (dBm)	Average power (dBm)
U-NII-7 6.7GHz	802.11ax20-HE0	117	6535	MCS0	1.50	1.45
		149	6695		1.50	1.39
		181	6855		1.50	1.40
	802.11ax40-HE0	115	6525	MCS0	4.00	3.85
		147	6685		4.00	3.83
		179	6845		4.00	3.85
	802.11ax80-HE0	135	6625	MCS0	7.00	6.95
		151	6705		7.00	6.94
		167	6785		7.00	6.85
	802.11ax160-HE0	143	6665	MCS0	9.50	9.48
		175	6825		9.50	9.43

Main						
Mode	Mode	Channel	Frequency (MHz)	Data Rate	Max. Rated Avg. Power + Max. Tolerance (dBm)	Average power (dBm)
U-NII-8 7.0GHz	802.11ax20-HE0	185	6875	MCS0	2.00	1.81
		209	6995		2.00	1.94
		233	7115		2.00	1.88
	802.11ax40-HE0	187	6885	MCS0	4.50	4.37
		227	7085		4.50	4.37
	802.11ax80-HE0	183	6865	MCS0	7.00	6.98
		199	6945		7.50	7.39
	802.11ax160-HE0	215	7025	MCS0	7.50	7.42
		207	6985		10.00	9.99

Unless otherwise stated the results shown in this test report refer only to the sample(s) tested and such sample(s) are retained for 90 days only.

除非另有說明，此報告結果僅對測試之樣品負責，同時此樣品僅保留90天。本報告未經本公司書面許可，不可部份複製。

This document is issued by the Company subject to its General Conditions of Service printed overleaf, available on request or accessible at <http://www.sgs.com.tw/Terms-and-Conditions> and for electronic format documents, subject to Terms and Conditions for Electronic Documents at <http://www.sgs.com.tw/Terms-and-Conditions>. Attention is drawn to the limitation of liability, indemnification and jurisdiction issues defined therein. Any holder of this document is advised that information contained hereon reflects the Company's findings at the time of its intervention only and within the limits of Client's instructions, if any. The Company's sole responsibility is to its Client and this document does not exonerate parties to a transaction from exercising all their rights and obligations under the transaction documents. This document cannot be reproduced except in full, without prior written approval of the Company. Any unauthorized alteration, forgery or falsification of the content or appearance of this document is unlawful and offenders may be prosecuted to the fullest extent of the law.

Tablet mode

Aux						
Band	Mode	Channel	Frequency (MHz)	Data Rate	Max. Rated Avg. Power + Max. Tolerance (dBm)	Average power (dBm)
U-NII-5 6.2GHz	802.11ax20-HE0	1	5955	MCS0	1.00	0.91
		45	6175		1.00	0.87
		93	6415		1.00	0.89
	802.11ax40-HE0	3	5965	MCS0	3.50	3.36
		43	6165		3.50	3.37
		91	6405		3.50	3.39
	802.11ax80-HE0	7	5985	MCS0	7.00	6.90
		39	6145		7.00	6.90
		87	6385		7.00	6.81
	802.11ax160-HE0	15	6025	MCS0	9.50	9.49
		47	6185		9.50	9.41
		79	6345		9.50	9.47
Aux						
Band	Mode	Channel	Frequency (MHz)	Data Rate	Max. Rated Avg. Power + Max. Tolerance (dBm)	Average power (dBm)
U-NII-6 6.5GHz	802.11ax20-HE0	97	6435	MCS0	1.50	1.34
		105	6475		1.50	1.31
		113	6515		1.50	1.41
	802.11ax40-HE0	99	6445	MCS0	4.00	3.83
		107	6485		4.00	3.87
	802.11ax80-HE0	103	6465	MCS0	7.00	6.93
		119	6545		7.00	6.95
	802.11ax160-HE0	111	6505	MCS0	10.00	9.98

Unless otherwise stated the results shown in this test report refer only to the sample(s) tested and such sample(s) are retained for 90 days only.

除非另有說明，此報告結果僅對測試之樣品負責，同時此樣品僅保留90天。本報告未經本公司書面許可，不可部份複製。

This document is issued by the Company subject to its General Conditions of Service printed overleaf, available on request or accessible at <http://www.sgs.com.tw/Terms-and-Conditions> and for electronic format documents, subject to Terms and Conditions for Electronic Documents at <http://www.sgs.com.tw/Terms-and-Conditions>. Attention is drawn to the limitation of liability, indemnification and jurisdiction issues defined therein. Any holder of this document is advised that information contained hereon reflects the Company's findings at the time of its intervention only and within the limits of Client's instructions, if any. The Company's sole responsibility is to its Client and this document does not exonerate parties to a transaction from exercising all their rights and obligations under the transaction documents. This document cannot be reproduced except in full, without prior written approval of the Company. Any unauthorized alteration, forgery or falsification of the content or appearance of this document is unlawful and offenders may be prosecuted to the fullest extent of the law.

Aux						
Band	Mode	Channel	Frequency (MHz)	Data Rate	Max. Rated Avg. Power + Max. Tolerance (dBm)	Average power (dBm)
U-NII-7 6.7GHz	802.11ax20-HE0	117	6535	MCS0	1.50	1.46
		149	6695		1.50	1.34
		181	6855		1.50	1.42
	802.11ax40-HE0	115	6525	MCS0	4.00	3.83
		147	6685		4.00	3.93
		179	6845		4.00	3.84
	802.11ax80-HE0	135	6625	MCS0	7.00	6.96
		151	6705		7.00	6.90
		167	6785		7.00	6.94
	802.11ax160-HE0	143	6665	MCS0	9.50	9.49
		175	6825		9.50	9.44
	Aux					
Mode	Mode	Channel	Frequency (MHz)	Data Rate	Max. Rated Avg. Power + Max. Tolerance (dBm)	Average power (dBm)
U-NII-8 7.0GHz	802.11ax20-HE0	185	6875	MCS0	2.00	1.90
		209	6995		2.00	1.91
		233	7115		2.00	1.90
	802.11ax40-HE0	187	6885	MCS0	4.50	4.44
		227	7085		4.50	4.45
	802.11ax80-HE0	183	6865	MCS0	7.00	6.89
		199	6945		7.50	7.42
	802.11ax160-HE0	215	7025	MCS0	7.50	7.38
		207	6985		10.00	9.98

Unless otherwise stated the results shown in this test report refer only to the sample(s) tested and such sample(s) are retained for 90 days only.

除非另有說明，此報告結果僅對測試之樣品負責，同時此樣品僅保留90天。本報告未經本公司書面許可，不可部份複製。

This document is issued by the Company subject to its General Conditions of Service printed overleaf, available on request or accessible at <http://www.sgs.com.tw/Terms-and-Conditions> and for electronic format documents, subject to Terms and Conditions for Electronic Documents at <http://www.sgs.com.tw/Terms-and-Conditions>. Attention is drawn to the limitation of liability, indemnification and jurisdiction issues defined therein. Any holder of this document is advised that information contained hereon reflects the Company's findings at the time of its intervention only and within the limits of Client's instructions, if any. The Company's sole responsibility is to its Client and this document does not exonerate parties to a transaction from exercising all their rights and obligations under the transaction documents. This document cannot be reproduced except in full, without prior written approval of the Company. Any unauthorized alteration, forgery or falsification of the content or appearance of this document is unlawful and offenders may be prosecuted to the fullest extent of the law.

6.3 Bluetooth

Mode	Channel	Frequency (MHz)	1Mbps		2Mbps		3Mbps	
			Max. Rated Avg. Power + Max. Tolerance (dBm)	Average power (dBm)	Max. Rated Avg. Power + Max. Tolerance (dBm)	Average power (dBm)	Max. Rated Avg. Power + Max. Tolerance (dBm)	Average power (dBm)
BR/EDR	CH 00	2402	11.50	10.71	8.50	8.13	8.50	8.25
	CH 39	2441		10.39		8.24		8.31
	CH 78	2480		10.73		8.29		8.44

6.4 BLE

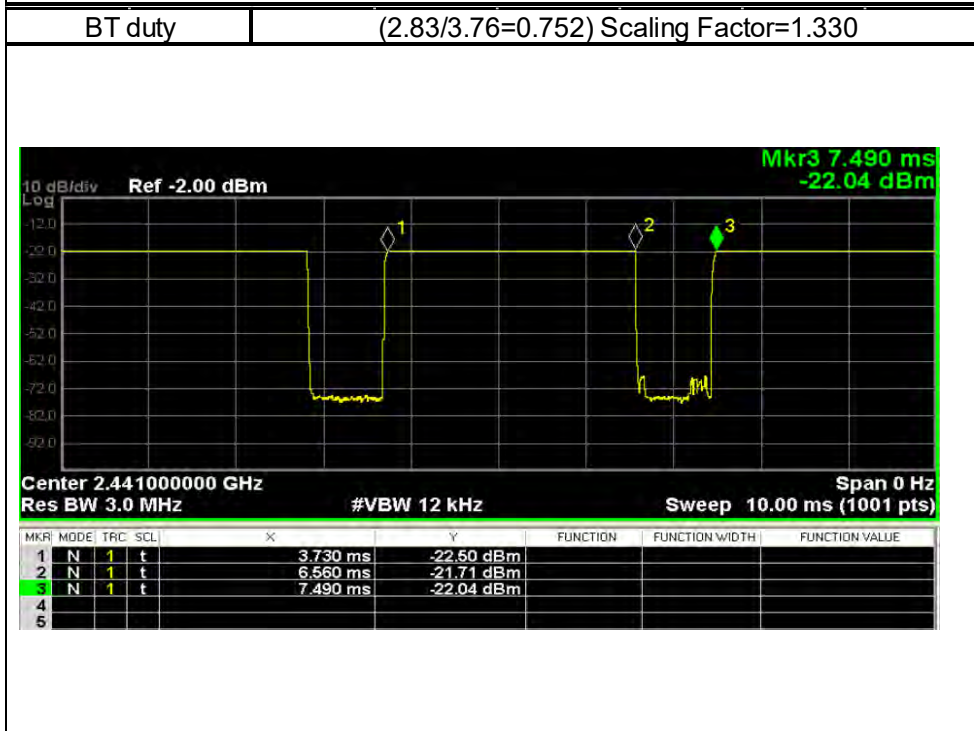
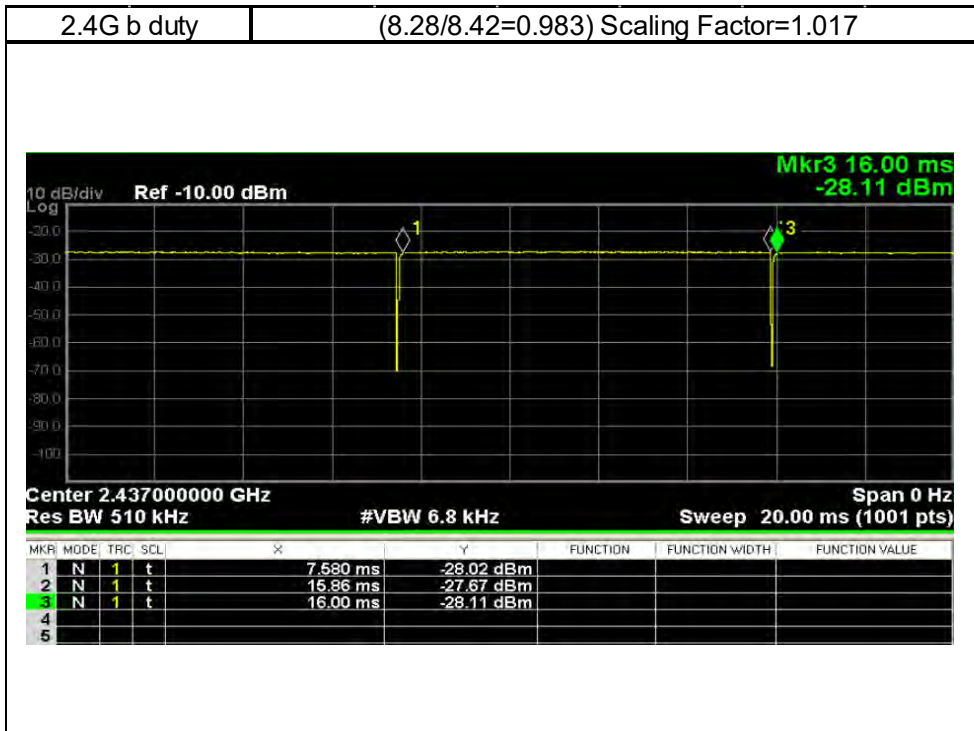
Mode	Channel	Frequency (MHz)	GFSK	
			Max. Rated Avg. Power + Max. Tolerance (dBm)	Average Output Power (dBm)
BLE_1M	CH 00	2402	11.5	9.59
	CH 19	2440		9.99
	CH 39	2480		10.02
Mode	Channel	Frequency (MHz)	GFSK	
			Max. Rated Avg. Power + Max. Tolerance (dBm)	Average Output Power (dBm)
BLE_2M	CH 00	2402	11.5	9.51
	CH 19	2440		9.88
	CH 39	2480		9.97

Unless otherwise stated the results shown in this test report refer only to the sample(s) tested and such sample(s) are retained for 90 days only.

除非另有說明，此報告結果僅對測試之樣品負責，同時此樣品僅保留90天。本報告未經本公司書面許可，不可部份複製。

This document is issued by the Company subject to its General Conditions of Service printed overleaf, available on request or accessible at <http://www.sgs.com.tw/Terms-and-Conditions> and for electronic format documents, subject to Terms and Conditions for Electronic Documents at <http://www.sgs.com.tw/Terms-and-Conditions>. Attention is drawn to the limitation of liability, indemnification and jurisdiction issues defined therein. Any holder of this document is advised that information contained hereon reflects the Company's findings at the time of its intervention only and within the limits of Client's instructions, if any. The Company's sole responsibility is to its Client and this document does not exonerate parties to a transaction from exercising all their rights and obligations under the transaction documents. This document cannot be reproduced except in full, without prior written approval of the Company. Any unauthorized alteration, forgery or falsification of the content or appearance of this document is unlawful and offenders may be prosecuted to the fullest extent of the law.

7 DUTY CYCLE



Unless otherwise stated the results shown in this test report refer only to the sample(s) tested and such sample(s) are retained for 90 days only.

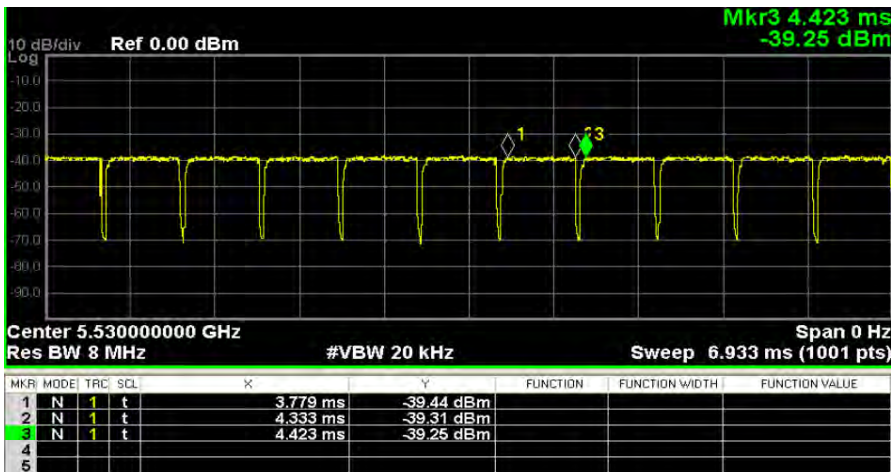
除非另有說明，此報告結果僅對測試之樣品負責，同時此樣品僅保留90天。本報告未經本公司書面許可，不可部份複製。

This document is issued by the Company subject to its General Conditions of Service printed overleaf, available on request or accessible at <http://www.sgs.com.tw/Terms-and-Conditions> and for electronic format documents, subject to Terms and Conditions for Electronic Documents at <http://www.sgs.com.tw/Terms-and-Conditions>. Attention is drawn to the limitation of liability, indemnification and jurisdiction issues defined therein. Any holder of this document is advised that information contained hereon reflects the Company's findings at the time of its intervention only and within the limits of Client's instructions, if any. The Company's sole responsibility is to its Client and this document does not exonerate parties to a transaction from exercising all their rights and obligations under the transaction documents. This document cannot be reproduced except in full, without prior written approval of the Company. Any unauthorized alteration, forgery or falsification of the content or appearance of this document is unlawful and offenders may be prosecuted to the fullest extent of the law.

5G n(40M) duty (1.265/1.34=0.944) Scaling Factor=1.059



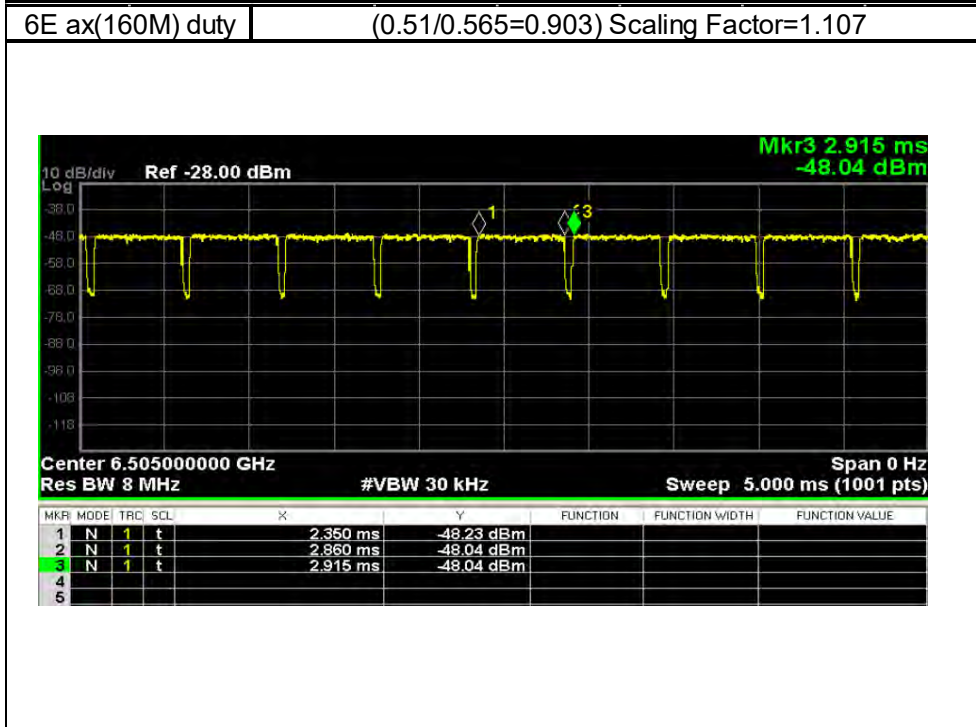
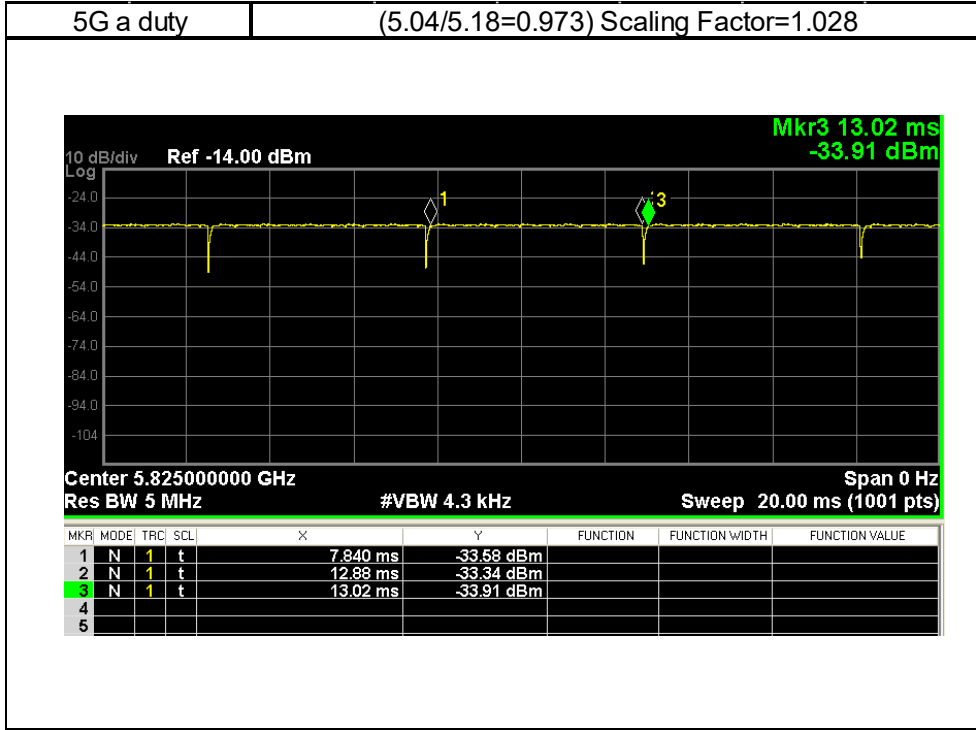
5G ac(80M) duty (0.554/0.644=0.86) Scaling Factor=1.163



Unless otherwise stated the results shown in this test report refer only to the sample(s) tested and such sample(s) are retained for 90 days only.

除非另有說明，此報告結果僅對測試之樣品負責，同時此樣品僅保留90天。本報告未經本公司書面許可，不可部份複製。

This document is issued by the Company subject to its General Conditions of Service printed overleaf, available on request or accessible at <http://www.sgs.com.tw/Terms-and-Conditions> and for electronic format documents, subject to Terms and Conditions for Electronic Documents at <http://www.sgs.com.tw/Terms-and-Conditions>. Attention is drawn to the limitation of liability, indemnification and jurisdiction issues defined therein. Any holder of this document is advised that information contained hereon reflects the Company's findings at the time of its intervention only and within the limits of Client's instructions, if any. The Company's sole responsibility is to its Client and this document does not exonerate parties to a transaction from exercising all their rights and obligations under the transaction documents. This document cannot be reproduced except in full, without prior written approval of the Company. Any unauthorized alteration, forgery or falsification of the content or appearance of this document is unlawful and offenders may be prosecuted to the fullest extent of the law.



Unless otherwise stated the results shown in this test report refer only to the sample(s) tested and such sample(s) are retained for 90 days only.

除非另有說明，此報告結果僅對測試之樣品負責，同時此樣品僅保留90天。本報告未經本公司書面許可，不可部份複製。

This document is issued by the Company subject to its General Conditions of Service printed overleaf, available on request or accessible at <http://www.sgs.com.tw/Terms-and-Conditions> and for electronic format documents, subject to Terms and Conditions for Electronic Documents at <http://www.sgs.com.tw/Terms-and-Conditions>. Attention is drawn to the limitation of liability, indemnification and jurisdiction issues defined therein. Any holder of this document is advised that information contained hereon reflects the Company's findings at the time of its intervention only and within the limits of Client's instructions, if any. The Company's sole responsibility is to its Client and this document does not exonerate parties to a transaction from exercising all their rights and obligations under the transaction documents. This document cannot be reproduced except in full, without prior written approval of the Company. Any unauthorized alteration, forgery or falsification of the content or appearance of this document is unlawful and offenders may be prosecuted to the fullest extent of the law.

8 SUMMARY OF RESULTS

8.1 Decision rules

Reported measurement data comply with Test Methodology in section 1.1.

Determining compliance shall be based on the results of the compliance measurement, not taking into account measurement instrumentation uncertainty.

8.2 Summary of SAR Results

Tablet mode
Vendor2

Mode	Antenna	Position	Distance (mm)	Channel	Freq. (MHz)	Max. Rated Avg. Power + Max. Tolerance (dBm)	Measured Avg. Power (dBm)	Duty cycle scaling	Power scaling	Averaged SAR over 1g (W/kg)		ID
										Measured	Reported	
WLAN 802.11b	Main	Back Surface	0	1	2412	16.50	16.49	1.02	100.23%	0.117	0.119	-
WLAN 802.11b	Main	Top Edge	0	1	2412	16.50	16.49	1.02	100.23%	0.367	0.374	-
WLAN 802.11b	Main	Top Edge	0	6	2437	16.50	16.42	1.02	101.86%	0.380	0.394	-
WLAN 802.11b	Main	Top Edge	0	11	2462	16.50	16.47	1.02	100.69%	0.425	0.435	012
WLAN 802.11b	Main	Right Edge	0	1	2412	16.50	16.49	1.02	100.23%	0.078	0.080	-
Mode	Antenna	Position	Distance (mm)	Channel	Freq. (MHz)	Max. Rated Avg. Power + Max. Tolerance (dBm)	Measured Avg. Power (dBm)	Duty cycle scaling	Power scaling	Averaged SAR over 1g (W/kg)		ID
WLAN 802.11n(40M) 5.2G	Main	Back Surface	0	38	5190	14.50	14.49	1.06	100.23%	0.147	0.156	-
WLAN 802.11n(40M) 5.2G	Main	Top Edge	0	38	5190	14.50	14.49	1.06	100.23%	0.421	0.447	013
WLAN 802.11n(40M) 5.2G	Main	Top Edge	0	46	5230	14.50	14.48	1.06	100.46%	0.398	0.423	-
WLAN 802.11n(40M) 5.2G	Main	Right Edge	0	38	5190	14.50	14.49	1.06	100.23%	0.055	0.058	-
Mode	Antenna	Position	Distance (mm)	Channel	Freq. (MHz)	Max. Rated Avg. Power + Max. Tolerance (dBm)	Measured Avg. Power (dBm)	Duty cycle scaling	Power scaling	Averaged SAR over 1g (W/kg)		ID
WLAN 802.11n(40M) 5.3G	Main	Back Surface	0	54	5270	14.50	14.49	1.06	100.23%	0.174	0.185	-
WLAN 802.11n(40M) 5.3G	Main	Top Edge	0	54	5270	14.50	14.49	1.06	100.23%	0.512	0.543	014
WLAN 802.11n(40M) 5.3G	Main	Right Edge	0	54	5270	14.50	14.49	1.06	100.23%	0.068	0.072	-
WLAN 802.11ac(80M) 5.3G	Main	Back Surface	0	58	5290	14.50	14.48	1.16	100.46%	0.132	0.154	-
WLAN 802.11ac(80M) 5.3G	Main	Top Edge	0	58	5290	14.50	14.48	1.16	100.46%	0.456	0.533	015
WLAN 802.11ac(80M) 5.3G	Main	Right Edge	0	58	5290	14.50	14.48	1.16	100.46%	0.041	0.048	-
Mode	Antenna	Position	Distance (mm)	Channel	Freq. (MHz)	Max. Rated Avg. Power + Max. Tolerance (dBm)	Measured Avg. Power (dBm)	Duty cycle scaling	Power scaling	Averaged SAR over 1g (W/kg)		ID
WLAN 802.11ac(80M) 5.6G	Main	Back Surface	0	106	5530	14.50	14.49	1.16	100.23%	0.127	0.148	-
WLAN 802.11ac(80M) 5.6G	Main	Top Edge	0	106	5530	14.50	14.49	1.16	100.23%	0.467	0.544	016
WLAN 802.11ac(80M) 5.6G	Main	Right Edge	0	106	5530	14.50	14.49	1.16	100.23%	0.046	0.054	-
Mode	Antenna	Position	Distance (mm)	Channel	Freq. (MHz)	Max. Rated Avg. Power + Max. Tolerance (dBm)	Measured Avg. Power (dBm)	Duty cycle scaling	Power scaling	Averaged SAR over 1g (W/kg)		ID
WLAN 802.11n(40M) 5.8G	Main	Back Surface	0	159	5795	14.50	14.48	1.06	100.46%	0.247	0.263	-
WLAN 802.11ac(80M) 5.8G	Main	Top Edge	0	151	5755	14.50	14.46	1.06	100.93%	0.790	0.844	-
WLAN 802.11n(40M) 5.8G	Main	Top Edge	0	159	5795	14.50	14.48	1.06	100.46%	0.873	0.929	017
WLAN 802.11n(40M) 5.8G	Main	Right Edge	0	159	5795	14.50	14.48	1.06	100.46%	0.102	0.109	-
WLAN 802.11n(40M) 5.8G	Main	Top Edge*	0	159	5795	14.50	14.48	1.06	100.46%	0.866	0.921	-
WLAN 802.11ac(80M) 5.8G	Main	Back Surface	0	155	5775	14.50	14.49	1.16	100.23%	0.215	0.251	-
WLAN 802.11ac(80M) 5.8G	Main	Top Edge	0	155	5775	14.50	14.49	1.16	100.23%	0.826	0.963	018
WLAN 802.11ac(80M) 5.8G	Main	Right Edge	0	155	5775	14.50	14.49	1.16	100.23%	0.077	0.090	-
WLAN 802.11ac(80M) 5.8G	Main	Top Edge*	0	155	5775	14.50	14.49	1.16	100.23%	0.817	0.952	-
Mode	Antenna	Position	Distance (mm)	Channel	Freq. (MHz)	Max. Rated Avg. Power + Max. Tolerance (dBm)	Measured Avg. Power (dBm)	Duty cycle scaling	Power scaling	Averaged SAR over 1g (W/kg)		ID
WLAN 802.11b	Aux	Back Surface	0	11	2462	16.50	16.49	1.02	100.23%	0.097	0.099	-
WLAN 802.11b	Aux	Top Edge	0	1	2412	16.50	16.43	1.02	101.62%	0.461	0.476	019
WLAN 802.11b	Aux	Top Edge	0	6	2437	16.50	16.48	1.02	100.46%	0.308	0.315	-
WLAN 802.11b	Aux	Top Edge	0	11	2462	16.50	16.49	1.02	100.23%	0.266	0.271	-
WLAN 802.11b	Aux	Left Edge	0	11	2462	16.50	16.49	1.02	100.23%	0.035	0.036	-

Unless otherwise stated the results shown in this test report refer only to the sample(s) tested and such sample(s) are retained for 90 days only.

除非另有說明，此報告結果僅對測試之樣品負責，同時此樣品僅保留90天。本報告未經本公司書面許可，不可部份複製。

This document is issued by the Company subject to its General Conditions of Service printed overleaf, available on request or accessible at <http://www.sgs.com.tw/Terms-and-Conditions> and for electronic format documents, subject to Terms and Conditions for Electronic Documents at <http://www.sgs.com.tw/Terms-and-Conditions>. Attention is drawn to the limitation of liability, indemnification and jurisdiction issues defined therein. Any holder of this document is advised that information contained hereon reflects the Company's findings at the time of its intervention only and within the limits of Client's instructions, if any. The Company's sole responsibility is to its Client and this document does not exonerate parties to a transaction from exercising all their rights and obligations under the transaction documents. This document cannot be reproduced except in full, without prior written approval of the Company. Any unauthorized alteration, forgery or falsification of the content or appearance of this document is unlawful and offenders may be prosecuted to the fullest extent of the law.

Mode	Antenna	Position	Distance (mm)	Channel	Freq. (MHz)	Max. Rated Avg. Power + Max. Tolerance (dBm)	Measured Avg. Power (dBm)	Duty cycle scaling	Power scaling	Averaged SAR over 1g (W/kg)		ID
										Measured	Reported	
Bluetooth(GFSK)	Aux	Back Surface	0	78	2480	11.50	10.73	1.33	119.40%	0.020	0.031	-
Bluetooth(GFSK)	Aux	Top Edge	0	78	2480	11.50	10.73	1.33	119.40%	0.063	0.101	020
Bluetooth(GFSK)	Aux	Left Edge	0	78	2480	11.50	10.73	1.33	119.40%	0.007	0.011	-
Mode	Antenna	Position	Distance (mm)	Channel	Freq. (MHz)	Max. Rated Avg. Power + Max. Tolerance (dBm)	Measured Avg. Power (dBm)	Duty cycle scaling	Power scaling	Averaged SAR over 1g (W/kg)		ID
										Measured	Reported	
WLAN 802.11n(40M) 5.2G	Aux	Back Surface	0	46	5230	14.50	14.49	1.06	100.23%	0.121	0.128	-
WLAN 802.11n(40M) 5.2G	Aux	Top Edge	0	46	5230	14.50	14.49	1.06	100.23%	0.405	0.430	021
WLAN 802.11n(40M) 5.2G	Aux	Left Edge	0	46	5230	14.50	14.49	1.06	100.23%	0.049	0.052	-
Mode	Antenna	Position	Distance (mm)	Channel	Freq. (MHz)	Max. Rated Avg. Power + Max. Tolerance (dBm)	Measured Avg. Power (dBm)	Duty cycle scaling	Power scaling	Averaged SAR over 1g (W/kg)		ID
										Measured	Reported	
WLAN 802.11n(40M) 5.3G	Aux	Back Surface	0	62	5310	14.50	14.49	1.06	100.23%	0.108	0.115	-
WLAN 802.11n(40M) 5.3G	Aux	Top Edge	0	62	5310	14.50	14.49	1.06	100.23%	0.511	0.542	022
WLAN 802.11n(40M) 5.3G	Aux	Left Edge	0	62	5310	14.50	14.49	1.06	100.23%	0.032	0.034	-
Mode	Antenna	Position	Distance (mm)	Channel	Freq. (MHz)	Max. Rated Avg. Power + Max. Tolerance (dBm)	Measured Avg. Power (dBm)	Duty cycle scaling	Power scaling	Averaged SAR over 1g (W/kg)		ID
										Measured	Reported	
WLAN 802.11ac(80M) 5.3G	Aux	Back Surface	0	58	5290	14.50	14.48	1.16	100.46%	0.087	0.102	-
WLAN 802.11ac(80M) 5.3G	Aux	Top Edge	0	58	5290	14.50	14.48	1.16	100.46%	0.311	0.363	023
WLAN 802.11ac(80M) 5.3G	Aux	Left Edge	0	58	5290	14.50	14.48	1.16	100.46%	0.024	0.028	-
Mode	Antenna	Position	Distance (mm)	Channel	Freq. (MHz)	Max. Rated Avg. Power + Max. Tolerance (dBm)	Measured Avg. Power (dBm)	Duty cycle scaling	Power scaling	Averaged SAR over 1g (W/kg)		ID
										Measured	Reported	
WLAN 802.11ac(80M) 5.6G	Aux	Back Surface	0	106	5530	14.50	14.49	1.16	100.23%	0.147	0.171	-
WLAN 802.11ac(80M) 5.6G	Aux	Top Edge	0	106	5530	14.50	14.49	1.16	100.23%	0.555	0.647	024
WLAN 802.11ac(80M) 5.6G	Aux	Top Edge	0	138	5690	14.50	14.48	1.16	100.46%	0.543	0.634	-
WLAN 802.11ac(80M) 5.6G	Aux	Left Edge	0	106	5530	14.50	14.49	1.16	100.23%	0.059	0.069	-
Mode	Antenna	Position	Distance (mm)	Channel	Freq. (MHz)	Max. Rated Avg. Power + Max. Tolerance (dBm)	Measured Avg. Power (dBm)	Duty cycle scaling	Power scaling	Averaged SAR over 1g (W/kg)		ID
										Measured	Reported	
WLAN 802.11n(40M) 5.8G	Aux	Back Surface	0	159	5795	14.50	14.48	1.06	100.46%	0.137	0.146	-
WLAN 802.11n(40M) 5.8G	Aux	Top Edge	0	159	5795	14.50	14.48	1.06	100.46%	0.520	0.553	025
WLAN 802.11n(40M) 5.8G	Aux	Left Edge	0	159	5795	14.50	14.48	1.06	100.46%	0.055	0.059	-
Mode	Antenna	Position	Distance (mm)	Channel	Freq. (MHz)	Max. Rated Avg. Power + Max. Tolerance (dBm)	Measured Avg. Power (dBm)	Duty cycle scaling	Power scaling	Averaged SAR over 1g (W/kg)		ID
										Measured	Reported	
WLAN 802.11ac(80M) 5.8G	Aux	Back Surface	0	155	5775	14.50	14.49	1.16	100.23%	0.177	0.206	-
WLAN 802.11ac(80M) 5.8G	Aux	Top Edge	0	155	5775	14.50	14.49	1.16	100.23%	0.617	0.719	026
WLAN 802.11ac(80M) 5.8G	Aux	Left Edge	0	155	5775	14.50	14.49	1.16	100.23%	0.080	0.093	-

Unless otherwise stated the results shown in this test report refer only to the sample(s) tested and such sample(s) are retained for 90 days only.

除非另有說明，此報告結果僅對測試之樣品負責，同時此樣品僅保留90天。本報告未經本公司書面許可，不可部份複製。

This document is issued by the Company subject to its General Conditions of Service printed overleaf, available on request or accessible at <http://www.sgs.com.tw/Terms-and-Conditions> and for electronic format documents, subject to Terms and Conditions for Electronic Documents at <http://www.sgs.com.tw/Terms-and-Conditions>. Attention is drawn to the limitation of liability, indemnification and jurisdiction issues defined therein. Any holder of this document is advised that information contained hereon reflects the Company's findings at the time of its intervention only and within the limits of Client's instructions, if any. The Company's sole responsibility is to its Client and this document does not exonerate parties to a transaction from exercising all their rights and obligations under the transaction documents. This document cannot be reproduced except in full, without prior written approval of the Company. Any unauthorized alteration, forgery or falsification of the content or appearance of this document is unlawful and offenders may be prosecuted to the fullest extent of the law.

Vendor1

Mode	Antenna	Position	Distance (mm)	Channel	Freq. (MHz)	Max. Rated Avg. Power + Max. Tolerance (dBm)	Measured Avg. Power (dBm)	Duty cycle scaling	Power scaling	Averaged SAR over 1g (W/kg)		ID
										Measured	Reported	
WLAN 802.11b	Main	Back Surface	0	1	2412	16.50	16.49	1.02	100.23%	0.176	0.179	-
WLAN 802.11b	Main	Top Edge	0	1	2412	16.50	16.49	1.02	100.23%	0.468	0.477	-
WLAN 802.11b	Main	Top Edge	0	6	2437	16.50	16.42	1.02	101.86%	0.481	0.498	038
WLAN 802.11b	Main	Top Edge	0	11	2462	16.50	16.47	1.02	100.69%	0.356	0.365	-
WLAN 802.11b	Main	Right Edge	0	1	2412	16.50	16.49	1.02	100.23%	0.021	0.021	-
Mode	Antenna	Position	Distance (mm)	Channel	Freq. (MHz)	Max. Rated Avg. Power + Max. Tolerance (dBm)	Measured Avg. Power (dBm)	Duty cycle scaling	Power scaling	Averaged SAR over 1g (W/kg)		ID
WLAN 802.11n(40M) 5.2G	Main	Back Surface	0	38	5190	14.50	14.49	1.06	100.23%	0.096	0.102	-
WLAN 802.11n(40M) 5.2G	Main	Top Edge	0	38	5190	14.50	14.49	1.06	100.23%	0.389	0.413	039
WLAN 802.11n(40M) 5.2G	Main	Top Edge	0	46	5230	14.50	14.48	1.06	100.46%	0.376	0.400	-
WLAN 802.11n(40M) 5.2G	Main	Right Edge	0	38	5190	14.50	14.49	1.06	100.23%	0.038	0.040	-
Mode	Antenna	Position	Distance (mm)	Channel	Freq. (MHz)	Max. Rated Avg. Power + Max. Tolerance (dBm)	Measured Avg. Power (dBm)	Duty cycle scaling	Power scaling	Averaged SAR over 1g (W/kg)		ID
WLAN 802.11n(40M) 5.3G	Main	Back Surface	0	54	5270	14.50	14.49	1.06	100.23%	0.142	0.151	-
WLAN 802.11n(40M) 5.3G	Main	Top Edge	0	54	5270	14.50	14.49	1.06	100.23%	0.504	0.535	040
WLAN 802.11n(40M) 5.3G	Main	Right Edge	0	54	5270	14.50	14.49	1.06	100.23%	0.061	0.065	-
WLAN 802.11ac(80M) 5.3G	Main	Back Surface	0	58	5290	14.50	14.48	1.16	100.46%	0.084	0.098	-
WLAN 802.11ac(80M) 5.3G	Main	Top Edge	0	58	5290	14.50	14.48	1.16	100.46%	0.321	0.375	041
WLAN 802.11ac(80M) 5.3G	Main	Right Edge	0	58	5290	14.50	14.48	1.16	100.46%	0.037	0.043	-
Mode	Antenna	Position	Distance (mm)	Channel	Freq. (MHz)	Max. Rated Avg. Power + Max. Tolerance (dBm)	Measured Avg. Power (dBm)	Duty cycle scaling	Power scaling	Averaged SAR over 1g (W/kg)		ID
WLAN 802.11ac(80M) 5.6G	Main	Back Surface	0	106	5530	14.50	14.49	1.16	100.23%	0.095	0.111	-
WLAN 802.11ac(80M) 5.6G	Main	Top Edge	0	106	5530	14.50	14.49	1.16	100.23%	0.382	0.445	042
WLAN 802.11ac(80M) 5.6G	Main	Right Edge	0	106	5530	14.50	14.49	1.16	100.23%	0.043	0.050	-
Mode	Antenna	Position	Distance (mm)	Channel	Freq. (MHz)	Max. Rated Avg. Power + Max. Tolerance (dBm)	Measured Avg. Power (dBm)	Duty cycle scaling	Power scaling	Averaged SAR over 1g (W/kg)		ID
WLAN 802.11n(40M) 5.8G	Main	Back Surface	0	159	5795	14.50	14.48	1.06	100.46%	0.163	0.173	-
WLAN 802.11n(40M) 5.8G	Main	Top Edge	0	159	5795	14.50	14.48	1.06	100.46%	0.590	0.628	043
WLAN 802.11n(40M) 5.8G	Main	Right Edge	0	159	5795	14.50	14.48	1.06	100.46%	0.087	0.093	-
WLAN 802.11ac(80M) 5.8G	Main	Back Surface	0	155	5775	14.50	14.49	1.16	100.23%	0.177	0.206	-
WLAN 802.11ac(80M) 5.8G	Main	Top Edge	0	155	5775	14.50	14.49	1.16	100.23%	0.624	0.727	044
WLAN 802.11ac(80M) 5.8G	Main	Right Edge	0	155	5775	14.50	14.49	1.16	100.23%	0.100	0.117	-
Mode	Antenna	Position	Distance (mm)	Channel	Freq. (MHz)	Max. Rated Avg. Power + Max. Tolerance (dBm)	Measured Avg. Power (dBm)	Duty cycle scaling	Power scaling	Averaged SAR over 1g (W/kg)		ID
WLAN 802.11b	Aux	Back Surface	0	11	2462	16.50	16.49	1.02	100.23%	0.182	0.186	-
WLAN 802.11b	Aux	Top Edge	0	1	2412	16.50	16.43	1.02	101.62%	0.311	0.321	-
WLAN 802.11b	Aux	Top Edge	0	6	2437	16.50	16.48	1.02	100.46%	0.413	0.422	-
WLAN 802.11b	Aux	Top Edge	0	11	2462	16.50	16.49	1.02	100.23%	0.603	0.615	045
WLAN 802.11b	Aux	Left Edge	0	11	2462	16.50	16.49	1.02	100.23%	0.096	0.098	-
Mode	Antenna	Position	Distance (mm)	Channel	Freq. (MHz)	Max. Rated Avg. Power + Max. Tolerance (dBm)	Measured Avg. Power (dBm)	Duty cycle scaling	Power scaling	Averaged SAR over 1g (W/kg)		ID
Bluetooth(GFSK)	Aux	Back Surface	0	78	2480	11.50	10.73	1.33	119.40%	0.043	0.068	-
Bluetooth(GFSK)	Aux	Top Edge	0	0	2402	11.50	10.71	1.33	119.95%	0.119	0.190	-
Bluetooth(GFSK)	Aux	Top Edge	0	39	2441	11.50	10.39	1.33	129.12%	0.110	0.189	-
Bluetooth(GFSK)	Aux	Top Edge	0	78	2480	11.50	10.73	1.33	119.40%	0.122	0.194	046
Bluetooth(GFSK)	Aux	Left Edge	0	78	2480	11.50	10.73	1.33	119.40%	0.020	0.032	-
Mode	Antenna	Position	Distance (mm)	Channel	Freq. (MHz)	Max. Rated Avg. Power + Max. Tolerance (dBm)	Measured Avg. Power (dBm)	Duty cycle scaling	Power scaling	Averaged SAR over 1g (W/kg)		ID
WLAN 802.11n(40M) 5.2G	Aux	Back Surface	0	46	5230	14.50	14.49	1.06	100.23%	0.088	0.093	-
WLAN 802.11n(40M) 5.2G	Aux	Top Edge	0	46	5230	14.50	14.49	1.06	100.23%	0.375	0.398	047
WLAN 802.11n(40M) 5.2G	Aux	Left Edge	0	46	5230	14.50	14.49	1.06	100.23%	0.047	0.050	-

Unless otherwise stated the results shown in this test report refer only to the sample(s) tested and such sample(s) are retained for 90 days only.

除非另有說明，此報告結果僅對測試之樣品負責，同時此樣品僅保留90天。本報告未經本公司書面許可，不可部份複製。

This document is issued by the Company subject to its General Conditions of Service printed overleaf, available on request or accessible at <http://www.sgs.com.tw/Terms-and-Conditions> and for electronic format documents, subject to Terms and Conditions for Electronic Documents at <http://www.sgs.com.tw/Terms-and-Conditions>. Attention is drawn to the limitation of liability, indemnification and jurisdiction issues defined therein. Any holder of this document is advised that information contained hereon reflects the Company's findings at the time of its intervention only and within the limits of Client's instructions, if any. The Company's sole responsibility is to its Client and this document does not exonerate parties to a transaction from exercising all their rights and obligations under the transaction documents. This document cannot be reproduced except in full, without prior written approval of the Company. Any unauthorized alteration, forgery or falsification of the content or appearance of this document is unlawful and offenders may be prosecuted to the fullest extent of the law.

Mode	Antenna	Position	Distance (mm)	Channel	Freq. (MHz)	Max. Rated Avg. Power + Max. Tolerance (dBm)	Measured Avg. Power (dBm)	Duty cycle scaling	Power scaling	Averaged SAR over 1g (W/kg)		ID
										Measured	Reported	
WLAN 802.11n(40M) 5.3G	Aux	Back Surface	0	62	5310	14.50	14.49	1.06	100.23%	0.109	0.116	-
WLAN 802.11n(40M) 5.3G	Aux	Top Edge	0	62	5310	14.50	14.49	1.06	100.23%	0.429	0.455	048
WLAN 802.11n(40M) 5.3G	Aux	Left Edge	0	62	5310	14.50	14.49	1.06	100.23%	0.056	0.059	-
WLAN 802.11ac(80M) 5.3G	Aux	Back Surface	0	58	5290	14.50	14.48	1.16	100.46%	0.066	0.077	-
WLAN 802.11ac(80M) 5.3G	Aux	Top Edge	0	58	5290	14.50	14.48	1.16	100.46%	0.337	0.394	049
WLAN 802.11ac(80M) 5.3G	Aux	Left Edge	0	58	5290	14.50	14.48	1.16	100.46%	0.033	0.039	-
WLAN 802.11ac(80M) 5.6G	Aux	Back Surface	0	106	5530	14.50	14.49	1.16	100.23%	0.131	0.153	-
WLAN 802.11ac(80M) 5.6G	Aux	Top Edge	0	106	5530	14.50	14.49	1.16	100.23%	0.566	0.660	-
WLAN 802.11ac(80M) 5.6G	Aux	Top Edge	0	122	5610	14.50	14.42	1.16	101.86%	0.562	0.666	-
WLAN 802.11ac(80M) 5.6G	Aux	Top Edge	0	138	5690	14.50	14.48	1.16	100.46%	0.609	0.712	050
WLAN 802.11ac(80M) 5.6G	Aux	Left Edge	0	106	5530	14.50	14.49	1.16	100.23%	0.077	0.090	-
WLAN 802.11n(40M) 5.8G	Aux	Back Surface	0	159	5795	14.50	14.48	1.06	100.46%	0.122	0.130	-
WLAN 802.11n(40M) 5.8G	Aux	Top Edge	0	159	5795	14.50	14.48	1.06	100.46%	0.519	0.552	051
WLAN 802.11n(40M) 5.8G	Aux	Left Edge	0	159	5795	14.50	14.48	1.06	100.46%	0.057	0.061	-
WLAN 802.11ac(80M) 5.8G	Aux	Back Surface	0	155	5775	14.50	14.49	1.16	100.23%	0.144	0.168	-
WLAN 802.11ac(80M) 5.8G	Aux	Top Edge	0	155	5775	14.50	14.49	1.16	100.23%	0.545	0.635	052
WLAN 802.11ac(80M) 5.8G	Aux	Left Edge	0	155	5775	14.50	14.49	1.16	100.23%	0.066	0.077	-

Unless otherwise stated the results shown in this test report refer only to the sample(s) tested and such sample(s) are retained for 90 days only.

除非另有說明，此報告結果僅對測試之樣品負責，同時此樣品僅保留90天。本報告未經本公司書面許可，不可部份複製。

This document is issued by the Company subject to its General Conditions of Service printed overleaf, available on request or accessible at <http://www.sgs.com.tw/Terms-and-Conditions> and for electronic format documents, subject to Terms and Conditions for Electronic Documents at <http://www.sgs.com.tw/Terms-and-Conditions>. Attention is drawn to the limitation of liability, indemnification and jurisdiction issues defined therein. Any holder of this document is advised that information contained hereon reflects the Company's findings at the time of its intervention only and within the limits of Client's instructions, if any. The Company's sole responsibility is to its Client and this document does not exonerate parties to a transaction from exercising all their rights and obligations under the transaction documents. This document cannot be reproduced except in full, without prior written approval of the Company. Any unauthorized alteration, forgery or falsification of the content or appearance of this document is unlawful and offenders may be prosecuted to the fullest extent of the law.

WIFI 6E
Tablet mode
Vendor2

Mode	Antenna	Position	Distance (mm)	Channel	Freq. (MHz)	Max. Rated Avg. Power + Max. Tolerance (dBm)	Measured Avg. Power (dBm)	Duty cycle scaling	Power scaling	Averaged SAR over 1g (W/kg)		Estimated Measured APD W/m ² (4cm ²)	Estimated Reported APD W/m ² (4cm ²)	ID
										Measured	Reported			
U-NII-5 6.2GHz802.11ax(160M)	Main	Back Surface	0	47	6185	9.50	9.49	1.11	100.23%	0.094	0.104	0.879	0.975	-
U-NII-5 6.2GHz802.11ax(160M)	Main	Top Edge	0	15	6025	9.50	9.47	1.11	100.69%	0.165	0.184	1.15	1.282	-
U-NII-5 6.2GHz802.11ax(160M)	Main	Top Edge	0	47	6185	9.50	9.49	1.11	100.23%	0.168	0.186	1.16	1.287	053
U-NII-5 6.2GHz802.11ax(160M)	Main	Right Edge	0	47	6185	9.50	9.49	1.11	100.23%	0.032	0.036	0.316	0.351	-
Mode	Antenna	Position	Distance (mm)	Channel	Freq. (MHz)	Max. Rated Avg. Power + Max. Tolerance (dBm)	Measured Avg. Power (dBm)	Duty cycle scaling	Power scaling	Averaged SAR over 1g (W/kg)		Estimated Measured APD W/m ² (4cm ²)	Estimated Reported APD W/m ² (4cm ²)	ID
U-NII-6 6.5GHz802.11ax(160M)	Main	Back Surface	0	111	6505	10.00	9.99	1.11	100.23%	0.128	0.142	1.03	1.143	-
U-NII-6 6.5GHz802.11ax(160M)	Main	Top Edge	0	111	6505	10.00	9.99	1.11	100.23%	0.226	0.251	1.42	1.576	054
U-NII-6 6.5GHz802.11ax(160M)	Main	Right Edge	0	111	6505	10.00	9.99	1.11	100.23%	0.044	0.049	0.368	0.408	-
Mode	Antenna	Position	Distance (mm)	Channel	Freq. (MHz)	Max. Rated Avg. Power + Max. Tolerance (dBm)	Measured Avg. Power (dBm)	Duty cycle scaling	Power scaling	Averaged SAR over 1g (W/kg)		Estimated Measured APD W/m ² (4cm ²)	Estimated Reported APD W/m ² (4cm ²)	ID
U-NII-7 6.7GHz802.11ax(160M)	Main	Back Surface	0	143	6665	9.50	9.48	1.11	100.46%	0.102	0.113	0.963	1.071	-
U-NII-7 6.7GHz802.11ax(160M)	Main	Top Edge	0	143	6665	9.50	9.48	1.11	100.46%	0.192	0.214	1.22	1.357	055
U-NII-7 6.7GHz802.11ax(160M)	Main	Right Edge	0	143	6665	9.50	9.48	1.11	100.46%	0.023	0.026	0.255	0.284	-
Mode	Antenna	Position	Distance (mm)	Channel	Freq. (MHz)	Max. Rated Avg. Power + Max. Tolerance (dBm)	Measured Avg. Power (dBm)	Duty cycle scaling	Power scaling	Averaged SAR over 1g (W/kg)		Estimated Measured APD W/m ² (4cm ²)	Estimated Reported APD W/m ² (4cm ²)	ID
U-NII-8 7.0GHz 802.11ax (160M)	Main	Back Surface	0	207	6985	10.00	9.99	1.02	100.23%	0.082	0.084	0.611	0.623	-
U-NII-8 7.0GHz 802.11ax (160M)	Main	Top Edge	0	207	6985	10.00	9.99	1.02	100.23%	0.141	0.144	0.888	0.905	056
U-NII-8 7.0GHz 802.11ax (160M)	Main	Right Edge	0	207	6985	10.00	9.99	1.02	100.23%	0.027	0.028	0.282	0.287	-
Mode	Antenna	Position	Distance (mm)	Channel	Freq. (MHz)	Max. Rated Avg. Power + Max. Tolerance (dBm)	Measured Avg. Power (dBm)	Duty cycle scaling	Power scaling	Averaged SAR over 1g (W/kg)		Estimated Measured APD W/m ² (4cm ²)	Estimated Reported APD W/m ² (4cm ²)	ID
U-NII-5 6.2GHz802.11ax(160M)	Aux	Back Surface	0	15	6025	9.50	9.49	1.11	100.23%	0.062	0.069	0.392	0.435	-
U-NII-5 6.2GHz802.11ax(160M)	Aux	Top Edge	0	15	6025	9.50	9.49	1.11	100.23%	0.082	0.091	0.568	0.630	-
U-NII-5 6.2GHz802.11ax(160M)	Aux	Top Edge	0	79	6345	9.50	9.47	1.11	100.69%	0.108	0.120	0.681	0.759	057
U-NII-5 6.2GHz802.11ax(160M)	Aux	Left Edge	0	15	6025	9.50	9.49	1.11	100.23%	0.017	0.019	0.197	0.219	-
Mode	Antenna	Position	Distance (mm)	Channel	Freq. (MHz)	Max. Rated Avg. Power + Max. Tolerance (dBm)	Measured Avg. Power (dBm)	Duty cycle scaling	Power scaling	Averaged SAR over 1g (W/kg)		Estimated Measured APD W/m ² (4cm ²)	Estimated Reported APD W/m ² (4cm ²)	ID
U-NII-6 6.5GHz802.11ax(160M)	Aux	Back Surface	0	111	6505	10.00	9.98	1.11	100.46%	0.047	0.052	0.394	0.438	-
U-NII-6 6.5GHz802.11ax(160M)	Aux	Top Edge	0	111	6505	10.00	9.98	1.11	100.46%	0.137	0.152	0.89	0.990	058
U-NII-6 6.5GHz802.11ax(160M)	Aux	Left Edge	0	111	6505	10.00	9.98	1.11	100.46%	0.025	0.028	0.268	0.298	-
Mode	Antenna	Position	Distance (mm)	Channel	Freq. (MHz)	Max. Rated Avg. Power + Max. Tolerance (dBm)	Measured Avg. Power (dBm)	Duty cycle scaling	Power scaling	Averaged SAR over 1g (W/kg)		Estimated Measured APD W/m ² (4cm ²)	Estimated Reported APD W/m ² (4cm ²)	ID
U-NII-7 6.7GHz802.11ax(160M)	Aux	Back Surface	0	143	6665	9.50	9.49	1.11	100.23%	0.077	0.085	0.592	0.657	-
U-NII-7 6.7GHz802.11ax(160M)	Aux	Top Edge	0	143	6665	9.50	9.49	1.11	100.23%	0.128	0.142	0.837	0.929	059
U-NII-7 6.7GHz802.11ax(160M)	Aux	Left Edge	0	143	6665	9.50	9.49	1.11	100.23%	0.026	0.029	0.196	0.217	-
Mode	Antenna	Position	Distance (mm)	Channel	Freq. (MHz)	Max. Rated Avg. Power + Max. Tolerance (dBm)	Measured Avg. Power (dBm)	Duty cycle scaling	Power scaling	Averaged SAR over 1g (W/kg)		Estimated Measured APD W/m ² (4cm ²)	Estimated Reported APD W/m ² (4cm ²)	ID
U-NII-8 7.0GHz 802.11ax (160M)	Aux	Back Surface	0	207	6985	10.00	9.98	1.02	100.46%	0.078	0.080	0.552	0.564	-
U-NII-8 7.0GHz 802.11ax (160M)	Aux	Top Edge	0	207	6985	10.00	9.98	1.02	100.46%	0.188	0.192	1.19	1.216	060
U-NII-8 7.0GHz 802.11ax (160M)	Aux	Left Edge	0	207	6985	10.00	9.98	1.02	100.46%	0.033	0.034	0.295	0.301	-

Unless otherwise stated the results shown in this test report refer only to the sample(s) tested and such sample(s) are retained for 90 days only.

除非另有說明，此報告結果僅對測試之樣品負責，同時此樣品僅保留90天。本報告未經本公司書面許可，不可部份複製。

This document is issued by the Company subject to its General Conditions of Service printed overleaf, available on request or accessible at <http://www.sgs.com.tw/Terms-and-Conditions> and for electronic format documents, subject to Terms and Conditions for Electronic Documents at <http://www.sgs.com.tw/Terms-and-Conditions>. Attention is drawn to the limitation of liability, indemnification and jurisdiction issues defined therein. Any holder of this document is advised that information contained hereon reflects the Company's findings at the time of its intervention only and within the limits of Client's instructions, if any. The Company's sole responsibility is to its Client and this document does not exonerate parties to a transaction from exercising all their rights and obligations under the transaction documents. This document cannot be reproduced except in full, without prior written approval of the Company. Any unauthorized alteration, forgery or falsification of the content or appearance of this document is unlawful and offenders may be prosecuted to the fullest extent of the law.

Vendor1

Mode	Antenna	Position	Distance (mm)	Channel	Freq. (MHz)	Max. Rated Avg. Power + Max. Tolerance (dBm)	Measured Avg. Power (dBm)	Duty cycle scaling	Power scaling	Averaged SAR over 1g (W/kg)		Estimated Measured APD W/m ² (4cm ²)	Estimated Reported APD W/m ² (4cm ²)	ID
										Measured	Reported			
U-NII-5 6.2GHz802.11ax(160M)	Main	Back Surface	0	47	6185	9.50	9.49	1.11	100.23%	0.074	0.082	0.614	0.681	-
U-NII-5 6.2GHz802.11ax(160M)	Main	Top Edge	0	15	6025	9.50	9.47	1.11	100.69%	0.171	0.191	1.13	1.260	061
U-NII-5 6.2GHz802.11ax(160M)	Main	Top Edge	0	47	6185	9.50	9.49	1.11	100.23%	0.142	0.158	0.899	0.997	-
U-NII-5 6.2GHz802.11ax(160M)	Main	Right Edge	0	47	6185	9.50	9.49	1.11	100.23%	0.039	0.043	0.277	0.307	-
U-NII-6 6.5GHz802.11ax(160M)	Main	Back Surface	0	111	6505	10.00	9.99	1.11	100.23%	0.104	0.115	0.955	1.060	-
U-NII-6 6.5GHz802.11ax(160M)	Main	Top Edge	0	111	6505	10.00	9.99	1.11	100.23%	0.245	0.272	1.55	1.720	062
U-NII-6 6.5GHz802.11ax(160M)	Main	Right Edge	0	111	6505	10.00	9.99	1.11	100.23%	0.084	0.093	0.783	0.869	-
U-NII-7 6.7GHz802.11ax(160M)	Main	Back Surface	0	143	6665	9.50	9.48	1.11	100.46%	0.074	0.082	0.626	0.696	-
U-NII-7 6.7GHz802.11ax(160M)	Main	Top Edge	0	143	6665	9.50	9.48	1.11	100.46%	0.175	0.195	1.15	1.279	063
U-NII-7 6.7GHz802.11ax(160M)	Main	Right Edge	0	143	6665	9.50	9.48	1.11	100.46%	0.066	0.073	0.494	0.549	-
U-NII-8 7.0GHz 802.11ax (160M)	Main	Back Surface	0	207	6985	10.00	9.99	1.02	100.23%	0.099	0.101	0.773	0.788	-
U-NII-8 7.0GHz 802.11ax (160M)	Main	Top Edge	0	207	6985	10.00	9.99	1.02	100.23%	0.169	0.172	1.03	1.050	064
U-NII-8 7.0GHz 802.11ax (160M)	Main	Right Edge	0	207	6985	10.00	9.99	1.02	100.23%	0.059	0.060	0.472	0.481	-
U-NII-5 6.2GHz802.11ax(160M)	Aux	Back Surface	0	15	6025	9.50	9.49	1.11	100.23%	0.072	0.080	0.566	0.628	-
U-NII-5 6.2GHz802.11ax(160M)	Aux	Top Edge	0	15	6025	9.50	9.49	1.11	100.23%	0.134	0.149	0.884	0.981	-
U-NII-5 6.2GHz802.11ax(160M)	Aux	Top Edge	0	79	6345	9.50	9.47	1.11	100.69%	0.153	0.171	1.05	1.170	065
U-NII-5 6.2GHz802.11ax(160M)	Aux	Left Edge	0	15	6025	9.50	9.49	1.11	100.23%	0.042	0.047	0.379	0.421	-
U-NII-6 6.5GHz802.11ax(160M)	Aux	Back Surface	0	111	6505	10.00	9.98	1.11	100.46%	0.078	0.087	0.606	0.674	-
U-NII-6 6.5GHz802.11ax(160M)	Aux	Top Edge	0	111	6505	10.00	9.98	1.11	100.46%	0.154	0.171	1.06	1.179	066
U-NII-6 6.5GHz802.11ax(160M)	Aux	Left Edge	0	111	6505	10.00	9.98	1.11	100.46%	0.038	0.042	0.237	0.264	-
U-NII-7 6.7GHz802.11ax(160M)	Aux	Back Surface	0	143	6665	9.50	9.49	1.11	100.23%	0.057	0.063	0.433	0.480	-
U-NII-7 6.7GHz802.11ax(160M)	Aux	Top Edge	0	143	6665	9.50	9.49	1.11	100.23%	0.113	0.125	0.77	0.854	067
U-NII-7 6.7GHz802.11ax(160M)	Aux	Left Edge	0	143	6665	9.50	9.49	1.11	100.23%	0.029	0.032	0.256	0.284	-
U-NII-8 7.0GHz 802.11ax (160M)	Aux	Back Surface	0	207	6985	10.00	9.98	1.02	100.46%	0.066	0.067	0.542	0.554	-
U-NII-8 7.0GHz 802.11ax (160M)	Aux	Top Edge	0	207	6985	10.00	9.98	1.02	100.46%	0.157	0.160	1.03	1.052	068
U-NII-8 7.0GHz 802.11ax (160M)	Aux	Left Edge	0	207	6985	10.00	9.98	1.02	100.46%	0.032	0.033	0.219	0.224	-

Note:

Reported SAR = measured SAR * Power scaling * Duty cycle scaling
Reported APD = measured APD * Power scaling * Duty cycle scaling

Unless otherwise stated the results shown in this test report refer only to the sample(s) tested and such sample(s) are retained for 90 days only.

除非另有說明，此報告結果僅對測試之樣品負責，同時此樣品僅保留90天。本報告未經本公司書面許可，不可部份複製。

This document is issued by the Company subject to its General Conditions of Service printed overleaf, available on request or accessible at <http://www.sgs.com.tw/Terms-and-Conditions> and for electronic format documents, subject to Terms and Conditions for Electronic Documents at <http://www.sgs.com.tw/Terms-and-Conditions>. Attention is drawn to the limitation of liability, indemnification and jurisdiction issues defined therein. Any holder of this document is advised that information contained hereon reflects the Company's findings at the time of its intervention only and within the limits of Client's instructions, if any. The Company's sole responsibility is to its Client and this document does not exonerate parties to a transaction from exercising all their rights and obligations under the transaction documents. This document cannot be reproduced except in full, without prior written approval of the Company. Any unauthorized alteration, forgery or falsification of the content or appearance of this document is unlawful and offenders may be prosecuted to the fullest extent of the law.

8.3 Summary of PD Results

Vendor2

Mode	Antenna	Position	Distance (mm)	Channel	Freq. (MHz)	Max. Rated Avg. Power + Max. Tolerance (dBm)	Measured Avg. Power (dBm)	Tune-up Scaling	Duty cycle scaling	Measurement uncertainty	PD result(4cm)				ID
											Measured Total psPD (W/m ²)	Reported Total psPD (W/m ²)	Measured Normal psPD (W/m ²)	Reported Normal psPD (W/m ²)	
WLAN 6E 802.11ax(160M) U-NII-5	Main	Top Edge	2	15	6025	9.50	9.47	100.69%	1.11	1.55	1.250	2.160	1.080	1.866	069
	Main	Top Edge	2	47	6185	9.50	9.49	100.23%	1.11	1.55	0.941	1.618	0.723	1.243	070
WLAN 6E 802.11ax(160M) U-NII-6	Main	Top Edge	2	111	6505	10.00	9.99	100.23%	1.11	1.55	1.340	2.305	1.270	2.184	071
WLAN 6E 802.11ax(160M) U-NII-7	Main	Top Edge	2	143	6665	9.50	9.48	100.46%	1.11	1.55	0.842	1.451	0.808	1.393	072
WLAN 6E 802.11ax(160M) U-NII-8	Main	Top Edge	2	207	6985	10.00	9.99	100.23%	1.11	1.55	0.620	1.066	0.539	0.927	073
Mode	Antenna	Position	Distance (mm)	Channel	Freq. (MHz)	Max. Rated Avg. Power + Max. Tolerance (dBm)	Measured Avg. Power (dBm)	Tune-up Scaling	Duty cycle scaling	Measurement uncertainty	PD result(4cm)				ID
											Measured Total psPD (W/m ²)	Reported Total psPD (W/m ²)	Measured Normal psPD (W/m ²)	Reported Normal psPD (W/m ²)	
WLAN 6E 802.11ax(160M) U-NII-5	Aux	Top Edge	2	15	6025	9.50	9.49	100.23%	1.11	1.55	0.275	0.473	0.197	0.339	074
	Aux	Top Edge	2	79	6345	9.50	9.47	100.69%	1.11	1.55	0.847	1.463	0.795	1.374	075
WLAN 6E 802.11ax(160M) U-NII-6	Aux	Top Edge	2	111	6505	10.00	9.98	100.46%	1.11	1.55	0.959	1.653	0.843	1.453	076
WLAN 6E 802.11ax(160M) U-NII-7	Aux	Top Edge	2	143	6665	9.50	9.49	100.23%	1.11	1.55	0.595	1.023	0.500	0.860	077
WLAN 6E 802.11ax(160M) U-NII-8	Aux	Top Edge	2	207	6985	10.00	9.98	100.46%	1.11	1.55	0.585	1.008	0.345	0.595	078

Vendor1

Mode	Antenna	Position	Distance (mm)	Channel	Freq. (MHz)	Max. Rated Avg. Power + Max. Tolerance (dBm)	Measured Avg. Power (dBm)	Tune-up Scaling	Duty cycle scaling	Measurement uncertainty	PD result(4cm)				ID
											Measured Total psPD (W/m ²)	Reported Total psPD (W/m ²)	Measured Normal psPD (W/m ²)	Reported Normal psPD (W/m ²)	
WLAN 6E 802.11ax(160M) U-NII-5	Main	Top Edge	2	15	6025	9.50	9.47	100.69%	1.11	1.55	0.141	0.244	0.102	0.176	079
	Main	Top Edge	2	47	6185	9.50	9.49	100.23%	1.11	1.55	0.532	0.915	0.504	0.867	080
WLAN 6E 802.11ax(160M) U-NII-6	Main	Top Edge	2	111	6505	10.00	9.99	100.23%	1.11	1.55	0.641	1.102	0.504	0.867	081
WLAN 6E 802.11ax(160M) U-NII-7	Main	Top Edge	2	143	6665	9.50	9.48	100.46%	1.11	1.55	1.200	2.069	1.100	1.896	082
WLAN 6E 802.11ax(160M) U-NII-8	Main	Top Edge	2	207	6985	10.00	9.99	100.23%	1.11	1.55	3.840	6.604	3.400	5.847	083
Mode	Antenna	Position	Distance (mm)	Channel	Freq. (MHz)	Max. Rated Avg. Power + Max. Tolerance (dBm)	Measured Avg. Power (dBm)	Tune-up Scaling	Duty cycle scaling	Measurement uncertainty	PD result(4cm)				ID
											Measured Total psPD (W/m ²)	Reported Total psPD (W/m ²)	Measured Normal psPD (W/m ²)	Reported Normal psPD (W/m ²)	
WLAN 6E 802.11ax(160M) U-NII-5	Aux	Top Edge	2	15	6025	9.50	9.49	100.23%	1.11	1.55	0.513	0.882	0.404	0.695	084
	Aux	Top Edge	2	79	6345	9.50	9.47	100.69%	1.11	1.55	0.307	0.530	0.192	0.332	085
WLAN 6E 802.11ax(160M) U-NII-6	Aux	Top Edge	2	111	6505	10.00	9.98	100.46%	1.11	1.55	0.520	0.896	0.433	0.746	086
WLAN 6E 802.11ax(160M) U-NII-7	Aux	Top Edge	2	143	6665	9.50	9.49	100.23%	1.11	1.55	0.565	0.972	0.506	0.870	087
WLAN 6E 802.11ax(160M) U-NII-8	Aux	Top Edge	2	207	6985	10.00	9.98	100.46%	1.11	1.55	0.676	1.165	0.585	1.008	088

Note:

Reported PD = measured PD * Power scaling * Duty cycle scaling * Uncertainty scaling

8.4 Reporting statements of conformity

The conformity statement in this report is based solely on the test results, measurement uncertainty is excluded.

8.5 Conclusion

The device is compliant because all the standalone results are less than their corresponding criteria.

Unless otherwise stated the results shown in this test report refer only to the sample(s) tested and such sample(s) are retained for 90 days only.

除非另有說明，此報告結果僅對測試之樣品負責，同時此樣品僅保留90天。本報告未經本公司書面許可，不可部份複製。

This document is issued by the Company subject to its General Conditions of Service printed overleaf, available on request or accessible at <http://www.sgs.com.tw/Terms-and-Conditions> and for electronic format documents, subject to Terms and Conditions for Electronic Documents at <http://www.sgs.com.tw/Terms-and-Conditions>. Attention is drawn to the limitation of liability, indemnification and jurisdiction issues defined therein. Any holder of this document is advised that information contained hereon reflects the Company's findings at the time of its intervention only and within the limits of Client's instructions, if any. The Company's sole responsibility is to its Client and this document does not exonerate parties to a transaction from exercising all their rights and obligations under the transaction documents. This document cannot be reproduced except in full, without prior written approval of the Company. Any unauthorized alteration, forgery or falsification of the content or appearance of this document is unlawful and offenders may be prosecuted to the fullest extent of the law.

9 SIMULTANEOUS TRANSMISSION ANALYSIS

9.1 Simultaneous Transmission Scenarios:

Simultaneous Transmit Configurations	Body
WLAN 2.4GHz Main + BT Aux	Yes
WLAN 2.4GHz Main + WLAN 2.4GHz Aux	Yes
WLAN 2.4GHz Main + WLAN 2.4GHz Aux + BT Aux	Yes
WLAN 5GHz Main + BT Aux	Yes
WLAN 5GHz Main + WLAN 5GHz Aux	Yes
WLAN 5GHz Main + WLAN 5GHz Aux + BT Aux	Yes
WLAN 6GHz Main + BT Aux	Yes
WLAN 6GHz Main + WLAN 6GHz Aux	Yes
WLAN 6GHz Main + WLAN 6GHz Aux + BT Aux	Yes

Note:

1. Bluetooth and WLAN Aux share the same antenna path, and BT can transmit with WLAN Main simultaneously.
2. For 2.4/5GHz WLAN Main and Aux antennas, the maximum output power of each antenna during simultaneous transmission is the same with or less than that used in standalone transmission, and we used the sum of 1-g SAR provision in KDB447498D01 to exclude the simultaneous transmitted SAR measurement.

Unless otherwise stated the results shown in this test report refer only to the sample(s) tested and such sample(s) are retained for 90 days only.

除非另有說明，此報告結果僅對測試之樣品負責，同時此樣品僅保留90天。本報告未經本公司書面許可，不可部份複製。

This document is issued by the Company subject to its General Conditions of Service printed overleaf, available on request or accessible at <http://www.sgs.com.tw/Terms-and-Conditions> and for electronic format documents, subject to Terms and Conditions for Electronic Documents at <http://www.sgs.com.tw/Terms-and-Conditions>. Attention is drawn to the limitation of liability, indemnification and jurisdiction issues defined therein. Any holder of this document is advised that information contained hereon reflects the Company's findings at the time of its intervention only and within the limits of Client's instructions, if any. The Company's sole responsibility is to its Client and this document does not exonerate parties to a transaction from exercising all their rights and obligations under the transaction documents. This document cannot be reproduced except in full, without prior written approval of the Company. Any unauthorized alteration, forgery or falsification of the content or appearance of this document is unlawful and offenders may be prosecuted to the fullest extent of the law.

9.2 Estimated SAR calculation

According to KDB447498 D01v06 – When standalone SAR test exclusion applies to an antenna that transmits simultaneously with other antennas, the standalone SAR must be estimated according to following to determine simultaneous transmission SAR test exclusion:

$$\text{Estimated SAR} = \frac{\text{Max. tune up power (mW)}}{\text{Min. test separation distance(mm)}} \times \frac{\sqrt{f(\text{GHz})}}{7.5}$$

If the minimum test separation distance is < 5mm, a distance of 5mm is used for estimated SAR calculation. When the test separation distance is >50mm, the 0.4W/kg is used for SAR-1g.

9.3 SPLSR evaluation and analysis

Per KDB447498D01, when the sum of SAR is larger than the limit, SAR test exclusion is determined by the SAR sum to peak location separation ratio(SPLSR).

The simultaneous transmitting antennas in each operating mode and exposure condition combination must be considered one pair at a time to determine the SAR to peak location separation ratio to qualify for test exclusion.

The ratio is determined by $(\text{SAR1} + \text{SAR2})^{1.5}/R_i$, rounded to two decimal digits, and must be ≤ 0.04 for all antenna pairs in the configuration to qualify for 1-g SAR test exclusion.

SAR1 and SAR2 are the highest reported or estimated SAR for each antenna in the pair, and R_i is the separation distance between the peak SAR locations for the antenna pair in mm.

When standalone test exclusion applies, SAR is estimated; the peak location is assumed to be at the feed-point or geometric center of the antenna.

Unless otherwise stated the results shown in this test report refer only to the sample(s) tested and such sample(s) are retained for 90 days only.

除非另有說明，此報告結果僅對測試之樣品負責，同時此樣品僅保留90天。本報告未經本公司書面許可，不可部份複製。

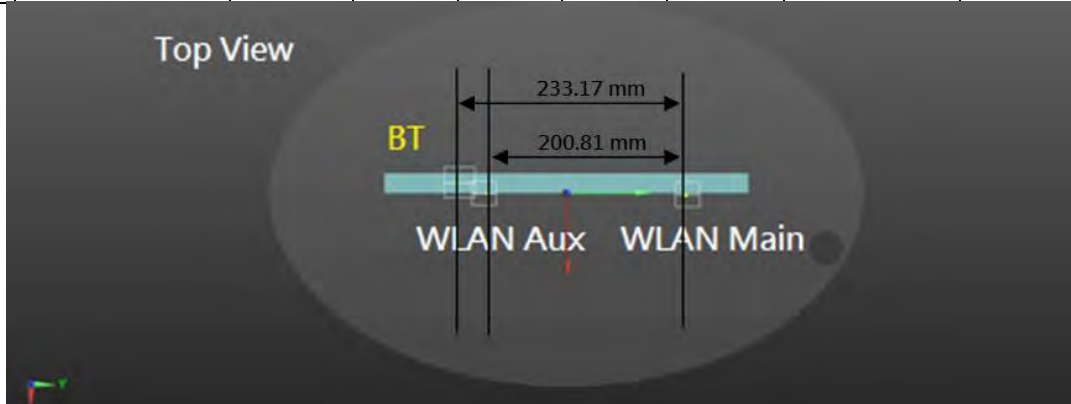
This document is issued by the Company subject to its General Conditions of Service printed overleaf, available on request or accessible at <http://www.sgs.com.tw/Terms-and-Conditions> and for electronic format documents, subject to Terms and Conditions for Electronic Documents at <http://www.sgs.com.tw/Terms-and-Conditions>. Attention is drawn to the limitation of liability, indemnification and jurisdiction issues defined therein. Any holder of this document is advised that information contained hereon reflects the Company's findings at the time of its intervention only and within the limits of Client's instructions, if any. The Company's sole responsibility is to its Client and this document does not exonerate parties to a transaction from exercising all their rights and obligations under the transaction documents. This document cannot be reproduced except in full, without prior written approval of the Company. Any unauthorized alteration, forgery or falsification of the content or appearance of this document is unlawful and offenders may be prosecuted to the fullest extent of the law.

Simultaneous Transmission Combination

Vendor 2

Exposure Position	FCC Reported SAR								Scenario1	Scenario2	Scenario3	Scenario4	Scenario5	Scenario6	Scenario7	Scenario8	Scenario9
	2	3	4	5	7	8	9	2+3	2+7	2+3+7	4+5	4+7	4+5+7	6+8	7+8	7+8+9	
	2.4GHz WLAN Main 1g SAR (W/kg)	2.4GHz WLAN Aux 1g SAR (W/kg)	5GHz WLAN Main 1g SAR (W/kg)	5GHz WLAN Aux 1g SAR (W/kg)	Bluetooth Aux 1g SAR (W/kg)	6GHz WLAN Main 1g SAR (W/kg)	6GHz WLAN Aux 1g SAR (W/kg)	Summed 1g SAR (W/kg)	Summed 1g SAR (W/kg)	Summed 1g SAR (W/kg)	Summed 1g SAR (W/kg)	Summed 1g SAR (W/kg)	Summed 1g SAR (W/kg)	Summed 1g SAR (W/kg)	Summed 1g SAR (W/kg)	Summed 1g SAR (W/kg)	Summed 1g SAR (W/kg)
Back Surface	0	0.119	0.099	0.263	0.206	0.031	0.142	0.085	0.218	0.150	0.249	0.469	0.294	0.500	0.227	0.173	0.258
Top Edge	0	0.435	0.476	0.963	0.719	0.101	0.251	0.192	0.911	0.536	1.012	1.682	1.064	1.783	0.443	0.352	0.544
Left Edge	0	-	0.036	-	0.093	0.011	-	0.034	0.036	0.011	0.047	0.093	0.011	0.104	0.034	0.011	0.045
Right Edge	0	0.080	-	0.109	-	-	0.049	-	0.080	0.080	0.080	0.109	0.109	0.109	0.049	0.049	0.049

Scenario 1: Vendor 2									
Position	Conditions	SAR Value (W/kg)	Coordinates (cm)			ΣSAR (W/kg)	Peak Location Separation Distance (mm)	SPLSR	Simultaneous Transmission SAR Test
			x	y	z				
Top Edge	WLAN 5G Main	0.963	0.10	12.22	-0.12	-	-	-	-
	WLAN 5G Aux	0.719	-0.06	-7.86	-0.19	1.682	200.81	0.011	SPLSR ≤ 0.04, Not required
	BT Aux	0.101	-0.78	-11.08	-0.16	1.064	233.17	0.005	SPLSR ≤ 0.04, Not required
	WLAN 5G Aux + BT Aux	0.820	-0.06	-7.86	-0.19	1.783	200.81	0.012	SPLSR ≤ 0.04, Not required



Unless otherwise stated the results shown in this test report refer only to the sample(s) tested and such sample(s) are retained for 90 days only.

除非另有說明，此報告結果僅對測試之樣品負責，同時此樣品僅保留90天。本報告未經本公司書面許可，不可部份複製。

This document is issued by the Company subject to its General Conditions of Service printed overleaf, available on request or accessible at <http://www.sgs.com.tw/Terms-and-Conditions> and for electronic format documents, subject to Terms and Conditions for Electronic Documents at <http://www.sgs.com.tw/Terms-and-Conditions>. Attention is drawn to the limitation of liability, indemnification and jurisdiction issues defined therein. Any holder of this document is advised that information contained hereon reflects the Company's findings at the time of its intervention only and within the limits of Client's instructions, if any. The Company's sole responsibility is to its Client and this document does not exonerate parties to a transaction from exercising all their rights and obligations under the transaction documents. This document cannot be reproduced except in full, without prior written approval of the Company. Any unauthorized alteration, forgery or falsification of the content or appearance of this document is unlawful and offenders may be prosecuted to the fullest extent of the law.

Vendor1

Exposure Position	FCC Reported SAR								Scenario1	Scenario2	Scenario3	Scenario4	Scenario5	Scenario6	Scenario7	Scenario8	Scenario9
	2	3	4	5	7	8	9	2+3	2+7	2+3+7	4+5	4+7	4+5+7	8+9	7+8	7+8+9	
	2.4GHz WLAN Main	2.4GHz WLAN Aux	5GHz WLAN Main	5GHz WLAN Aux	Bluetooth Aux	6GHz WLAN Main	6GHz WLAN Aux	Summed	Summed	Summed	Summed	Summed	Summed	Summed	Summed	Summed	
Back Surface	0	0.179	0.186	0.208	0.168	0.068	0.115	0.067	0.365	0.247	0.433	0.374	0.274	0.442	0.202	0.183	0.270
Top Edge	0	0.498	0.615	0.727	0.712	0.194	0.272	0.171	1.113	0.692	1.307	1.439	0.921	1.633	0.443	0.466	0.637
Left Edge	0	-	0.098	-	0.090	0.032	-	0.047	0.098	0.032	0.130	0.090	0.032	0.122	0.047	0.032	0.079
Right Edge	0	0.021	-	0.117	-	-	0.093	-	0.021	0.021	0.021	0.117	0.117	0.117	0.093	0.093	0.093

Scenario 1: Vendor 1									
Position	Conditions	SAR Value (W/kg)	Coordinates (cm)			ΣSAR (W/kg)	Peak Location Separation Distance (mm)	SPLSR	Simultaneous Transmission SAR Test
			x	y	z				
Top Edge	WLAN 5G Main	0.727	0.28	12.22	-0.17	-	-	-	-
	WLAN 5G Aux	0.712	-1.18	-7.72	-0.18	1.439	199.93	0.009	SPLSR ≤ 0.04, Not required
	BT Aux	0.194	-0.78	-9.94	-0.09	1.157	221.85	0.006	SPLSR ≤ 0.04, Not required
	WLAN 5G Aux + BT Aux	0.906	-1.18	-7.72	-0.18	1.633	199.93	0.010	SPLSR ≤ 0.04, Not required



9.4 Conclusion

The simultaneous transmission is compliant because both SAR sum and/or SPLSR are less than their corresponding criteria.

Unless otherwise stated the results shown in this test report refer only to the sample(s) tested and such sample(s) are retained for 90 days only.

除非另有說明，此報告結果僅對測試之樣品負責，同時此樣品僅保留90天。本報告未經本公司書面許可，不可部份複製。

This document is issued by the Company subject to its General Conditions of Service printed overleaf, available on request or accessible at <http://www.sgs.com.tw/Terms-and-Conditions> and for electronic format documents, subject to Terms and Conditions for Electronic Documents at <http://www.sgs.com.tw/Terms-and-Conditions>. Attention is drawn to the limitation of liability, indemnification and jurisdiction issues defined therein. Any holder of this document is advised that information contained hereon reflects the Company's findings at the time of its intervention only and within the limits of Client's instructions, if any. The Company's sole responsibility is to its Client and this document does not exonerate parties to a transaction from exercising all their rights and obligations under the transaction documents. This document cannot be reproduced except in full, without prior written approval of the Company. Any unauthorized alteration, forgery or falsification of the content or appearance of this document is unlawful and offenders may be prosecuted to the fullest extent of the law.

10 INSTRUMENTS LIST

Equipment List					
Manufacturer	Device	Type	Serial number	Date of last calibration	Date of next calibration
SPEAG	Data acquisition Electronics	DAE4	1260	Sep/22/2022	Sep/21/2023
SPEAG	Dosimetric E-Field Probe	EX3DV4	7466	Jan/26/2022	Jan/25/2023
SPEAG	E-field Probe for Near Field Application	EUmmWV4	9635	Jun/14/2022	Jun/13/2023
SPEAG	System Validation Dipole	D2450V2	727	Apr/25/2022	Apr/24/2023
SPEAG	System Validation Dipole	D5GHzV2	1023	Jan/27/2022	Jan/26/2023
SPEAG	System Validation Dipole	D6.5GHzV2	1006	Aug/23/2022	Aug/22/2023
SPEAG	System Validation Dipole	D7GHzV2	1007	Aug/24/2022	Aug/23/2023
SPEAG	5G Verification Source 10GHz	5G-Veri10	1021	Jan/24/2022	Jan/23/2023
SPEAG	Dielectric Assessment Kit	DAKS-3.5	1053	Feb/28/2022	Feb/27/2023
R&S	MXG Analog Signal Generator	SMB100A03	182012	Jun/13/2022	Jun/12/2023
Agilent	Dual-directional coupler	772D	MY46151258	Oct/03/2022	Oct/02/2023
Agilent	Dual-directional coupler	778D	MY46151242	Aug/30/2022	Aug/29/2023
EMCI	Amplifier	EMC 074225P	980155	Calibration not required	Calibration not required
EMCI	Amplifier	EMC 2830P	980156	Calibration not required	Calibration not required
R&S	Power Meter	NRX	102191	Jan/22/2022	Jan/21/2023
R&S	Power Sensor	NRP18S	101358	Jan/22/2022	Jan/21/2023
R&S	Power Sensor	NRP18S	101974	Oct/18/2022	Oct/17/2023
SPEAG	Software	DASY 6 V16.0.2.136	N/A	Calibration not required	Calibration not required
SPEAG	Software	DASY 52 V52.10.4.1527	N/A	Calibration not required	Calibration not required
SPEAG	Software	DASY 6 mmWave V2.4.2.62	N/A	Calibration not required	Calibration not required
SPEAG	Phantom	ELI	N/A	Calibration not required	Calibration not required
SPEAG	Phantom	mmWave Phantom	N/A	Calibration not required	Calibration not required
TECPEL	Digital thermometer	DTM-303A	TP130074	May/13/2022	May/12/2023

Unless otherwise stated the results shown in this test report refer only to the sample(s) tested and such sample(s) are retained for 90 days only.

除非另有說明，此報告結果僅對測試之樣品負責，同時此樣品僅保留90天。本報告未經本公司書面許可，不可部份複製。

This document is issued by the Company subject to its General Conditions of Service printed overleaf, available on request or accessible at <http://www.sgs.com.tw/Terms-and-Conditions> and for electronic format documents, subject to Terms and Conditions for Electronic Documents at <http://www.sgs.com.tw/Terms-and-Conditions>. Attention is drawn to the limitation of liability, indemnification and jurisdiction issues defined therein. Any holder of this document is advised that information contained hereon reflects the Company's findings at the time of its intervention only and within the limits of Client's instructions, if any. The Company's sole responsibility is to its Client and this document does not exonerate parties to a transaction from exercising all their rights and obligations under the transaction documents. This document cannot be reproduced except in full, without prior written approval of the Company. Any unauthorized alteration, forgery or falsification of the content or appearance of this document is unlawful and offenders may be prosecuted to the fullest extent of the law.

11 UNCERTAINTY BUDGET

Measurement Uncertainty evaluation template for DUT SAR test (3-6G)

A	c	D	e		f	g	h=c * f / e	i=c * g / e	k
Source of Uncertainty	Tolerance/ Uncertainty	Probability Distributio	Div	Div Value	ci (1g)	ci (10g)	Standard uncertainty	Standard uncertainty	vi, or Veff
Measurement system									
Probe calibration	6.55%	N	1	1	1	1	6.55%	6.55%	∞
<i>Isotropy, Axial</i>	3.50%	R	√3	1.732	1	1	2.02%	2.02%	∞
<i>Isotropy, Hemispherical</i>	9.60%	R	√3	1.732	1	1	5.54%	5.54%	∞
Modulation Response	2.40%	R	√3	1.732	1	1	1.40%	1.40%	∞
Boundary Effect	1.00%	R	√3	1.732	1	1	0.58%	0.58%	∞
Linearity	4.70%	R	√3	1.732	1	1	2.71%	2.71%	∞
Detection Limits	1.00%	R	√3	1.732	1	1	0.58%	0.58%	∞
Readout Electronics	0.30%	N	1	1	1	1	0.30%	0.30%	∞
Response time	0.80%	R	√3	1.732	1	1	0.46%	0.46%	∞
Integration Time	2.60%	R	√3	1.732	1	1	1.50%	1.50%	∞
Measurement drift (class A evaluation)									
RF ambient condition - noise	3.00%	R	√3	1.732	1	1	1.73%	1.73%	∞
RF ambient conditions - reflections	3.00%	R	√3	1.732	1	1	1.73%	1.73%	∞
Probe positioner Mechanical restrictions	0.40%	R	√3	1.732	1	1	0.23%	0.23%	∞
Probe Positioning with respect to phantom shell	2.90%	R	√3	1.732	1	1	1.67%	1.67%	∞
Post-processing	1.00%	R	√3	1.732	1	1	0.58%	0.58%	∞
Max SAR Eval	1.00%	R	√3	1.732	1	1	0.58%	0.58%	∞
Test Sample related									
Test sample positioning	2.90%	N	1	1	1	1	2.90%	2.90%	M-1
Device Holder Uncertainty	3.60%	N	1	1	1	1	3.60%	3.60%	M-1
Drift of output power	5.00%	R	√3	1.732	1	1	2.89%	2.89%	∞
Phantom and Setup									
Phantom Uncertainty	4.00%	R	√3	1.732	1	1	2.31%	2.31%	∞
Liquid permittivity (mea.)	1.89%	N	1	1	0.64	0.43	1.21%	0.81%	M
Liquid Conductivity (mea.)	1.94%	N	1	1	0.6	0.49	1.16%	0.95%	M
Combined standard uncertainty		RSS					11.84%	11.77%	
Expant uncertainty (95% confidence interval), K=2							23.67%	23.55%	

Unless otherwise stated the results shown in this test report refer only to the sample(s) tested and such sample(s) are retained for 90 days only.

除非另有說明，此報告結果僅對測試之樣品負責，同時此樣品僅保留90天。本報告未經本公司書面許可，不可部份複製。

This document is issued by the Company subject to its General Conditions of Service printed overleaf, available on request or accessible at <http://www.sgs.com.tw/Terms-and-Conditions> and for electronic format documents, subject to Terms and Conditions for Electronic Documents at <http://www.sgs.com.tw/Terms-and-Conditions>. Attention is drawn to the limitation of liability, indemnification and jurisdiction issues defined therein. Any holder of this document is advised that information contained hereon reflects the Company's findings at the time of its intervention only and within the limits of Client's instructions, if any. The Company's sole responsibility is to its Client and this document does not exonerate parties to a transaction from exercising all their rights and obligations under the transaction documents. This document cannot be reproduced except in full, without prior written approval of the Company. Any unauthorized alteration, forgery or falsification of the content or appearance of this document is unlawful and offenders may be prosecuted to the fullest extent of the law.

Measurement Uncertainty evaluation template for DUT SAR test (0.3-3G)

A	c	D	e		f	g	h=c * f / e	i=c * g / e	k
Source of Uncertainty	Tolerance/ Uncertainty	Probability Distributo	Div	Div Value	ci (1g)	ci (10g)	Standard uncertainty	Standard uncertainty	vi, or Veff
Measurement system									
Probe calibration	6.00%	N	1	1	1	1	6.00%	6.00%	∞
Isotropy , Axial	3.50%	R	√3	1.732	1	1	2.02%	2.02%	∞
Isotropy, Hemispherical	9.60%	R	√3	1.732	1	1	5.54%	5.54%	∞
Modulation Response	2.40%	R	√3	1.732	1	1	1.40%	1.40%	∞
Boundary Effect	1.00%	R	√3	1.732	1	1	0.58%	0.58%	∞
Linearity	4.70%	R	√3	1.732	1	1	2.71%	2.71%	∞
Detection Limits	1.00%	R	√3	1.732	1	1	0.58%	0.58%	∞
Readout Electronics	0.30%	N	1	1	1	1	0.30%	0.30%	∞
Response time	0.80%	R	√3	1.732	1	1	0.46%	0.46%	∞
Integration Time	2.60%	R	√3	1.732	1	1	1.50%	1.50%	∞
Measurement drift (class A evaluation)	1.75%	R	√3	1.732	1	1	1.01%	1.01%	∞
RF ambient condition - noise	3.00%	R	√3	1.732	1	1	1.73%	1.73%	∞
RF ambient conditions - reflections	3.00%	R	√3	1.732	1	1	1.73%	1.73%	∞
Probe positioner Mechanical restrictions	0.40%	R	√3	1.732	1	1	0.23%	0.23%	∞
Probe Positioning with respect to phantom shell	2.90%	R	√3	1.732	1	1	1.67%	1.67%	∞
Post-processing	1.00%	R	√3	1.732	1	1	0.58%	0.58%	∞
Max SAR Eval	1.00%	R	√3	1.732	1	1	0.58%	0.58%	∞
Test Sample related									
Test sample positioning	2.90%	N	1	1	1	1	2.90%	2.90%	M-1
Device Holder Uncertainty	3.60%	N	1	1	1	1	3.60%	3.60%	M-1
Drift of output power	5.00%	R	√3	1.732	1	1	2.89%	2.89%	∞
Phantom and Setup									
Phantom Uncertainty	4.00%	R	√3	1.732	1	1	2.31%	2.31%	∞
Liquid permittivity (mea.)	1.38%	N	1	1	0.64	0.43	0.88%	0.59%	M
Liquid Conductivity (mea.)	2.72%	N	1	1	0.6	0.49	1.63%	1.33%	M
Combined standard uncertainty		RSS					11.57%	11.50%	
Expant uncertainty (95% confidence interval), K=2							23.13%	23.00%	

Unless otherwise stated the results shown in this test report refer only to the sample(s) tested and such sample(s) are retained for 90 days only.

除非另有說明，此報告結果僅對測試之樣品負責，同時此樣品僅保留90天。本報告未經本公司書面許可，不可部份複製。

This document is issued by the Company subject to its General Conditions of Service printed overleaf, available on request or accessible at <http://www.sgs.com.tw/Terms-and-Conditions> and for electronic format documents, subject to Terms and Conditions for Electronic Documents at <http://www.sgs.com.tw/Terms-and-Conditions>. Attention is drawn to the limitation of liability, indemnification and jurisdiction issues defined therein. Any holder of this document is advised that information contained hereon reflects the Company's findings at the time of its intervention only and within the limits of Client's instructions, if any. The Company's sole responsibility is to its Client and this document does not exonerate parties to a transaction from exercising all their rights and obligations under the transaction documents. This document cannot be reproduced except in full, without prior written approval of the Company. Any unauthorized alteration, forgery or falsification of the content or appearance of this document is unlawful and offenders may be prosecuted to the fullest extent of the law.

DASY6 Uncertainty Budget
According to IEC/IEEE 62209-1528
(Frequency band: 6GHz - 10GHz range)

a	b	c	d		e	e	f=b * e / d	f=b * e / d
Source of Uncertainty	Uncertainty Value (±%)	Probability Distribution	Div.	Div. Value	(ci) 1g	(ci) 10g	Std. uncertainty (1g) (±%)	Std. uncertainty (10g) (±%)
Measurement system errors								
Probe calibration	18.6	N	2	2	1	1	9.3	9.3
Probe Calibration Drift	1.7	R	√3	1.732	1	1	1.0	1.0
Probe Linearity	4.7	R	√3	1.732	1	1	2.7	2.7
Broadband Signal	2.8	R	√3	1.732	1	1	1.6	1.6
Probe Isotropy	7.6	R	√3	1.732	1	1	4.4	4.4
Data Acquisition	0.3	N	1	1	1	1	0.3	0.3
RF Ambient	1.8	N	1	1	1	1	1.8	1.8
Probe positioning	0.2	N	1	1	0.67	0.67	0.1	0.1
Data Processing	3.5	N	1	1	1	1	3.5	3.5
Phantom and device errors								
Conductivity (meas.)DAK	2.5	N	1	1	0.78	0.71	2.0	1.8
Conductivity (temp.)BB	2.4	R	√3	1.732	0.78	0.71	1.1	1.0
Phantom Permittivity	14.0	R	√3	1.732	0.5	0.5	4.0	4.0
Distance DUT - TSL	2.0	N	1	1	2	2	4.0	4.0
Device Positioning (±0.5mm)	1.0	N	1	1	1	1	1.0	1.0
Device Holder	3.6	N	1	1	1	1	3.6	3.6
DUT Modulationm	2.4	R	√3	1.732	1	1	1.4	1.4
Time-average SAR	0.0	R	√3	1.732	1	1	0.0	0.0
DUT drift	2.5	N	1	1	1	1	2.5	2.5
Val Antenna Unc.	0.0	N	1	1	1	1	0.0	0.0
Unc. Input Power	0.0	N	1	1	1	1	0.0	0.0
Correction to the SAR results								
Deviation to Target	1.90	N	1	1	1	0.84	1.9	1.6
SAR scaling		R	√3	1.732	1	1	0.0	0.0
Combined Std. uncertainty							14.0	13.9
Expanded Std. uncertainty (95% confidence interval), K=2							28.0	27.8

Unless otherwise stated the results shown in this test report refer only to the sample(s) tested and such sample(s) are retained for 90 days only.

除非另有說明，此報告結果僅對測試之樣品負責，同時此樣品僅保留90天。本報告未經本公司書面許可，不可部份複製。

This document is issued by the Company subject to its General Conditions of Service printed overleaf, available on request or accessible at <http://www.sgs.com.tw/Terms-and-Conditions> and for electronic format documents, subject to Terms and Conditions for Electronic Documents at <http://www.sgs.com.tw/Terms-and-Conditions>. Attention is drawn to the limitation of liability, indemnification and jurisdiction issues defined therein. Any holder of this document is advised that information contained hereon reflects the Company's findings at the time of its intervention only and within the limits of Client's instructions, if any. The Company's sole responsibility is to its Client and this document does not exonerate parties to a transaction from exercising all their rights and obligations under the transaction documents. This document cannot be reproduced except in full, without prior written approval of the Company. Any unauthorized alteration, forgery or falsification of the content or appearance of this document is unlawful and offenders may be prosecuted to the fullest extent of the law.

**cDASY6 Module mmWave Uncertainty Budget for PD
Evaluation Distances to the Antennas $\geq \lambda / 5$
In Compliance with IEC/IEEE 63195**

a	b	c	d		e	f=b * e / d	g
Source of Uncertainty	Uncertainty Value (+-dB)	Probability Distribution	Div.	Div. Value	ci	Std. uncertainty (+-dB)	(vi) Veff
Uncertainty terms dependent on the measurement system							
Probe calibration	0.49	N	1	1	1	0.49	∞
Probe correction	0.00	R	$\sqrt{3}$	1.732	1	0.00	∞
Frequency response (BW \leq 1GHz)	0.20	R	$\sqrt{3}$	1.732	1	0.12	∞
Sensor cross coupling	0.00	R	$\sqrt{3}$	1.732	1	0.00	∞
Isotropy	0.50	R	$\sqrt{3}$	1.732	1	0.29	∞
Linearity	0.20	R	$\sqrt{3}$	1.732	1	0.12	∞
Probe scattering	0.00	R	$\sqrt{3}$	1.732	1	0.00	∞
Probe positioning offset	0.30	R	$\sqrt{3}$	1.732	1	0.17	∞
Probe positioning repeatability	0.04	R	$\sqrt{3}$	1.732	1	0.02	∞
Sensor mechanical offset	0.00	R	$\sqrt{3}$	1.732	1	0.00	∞
Probe spatial resolution	0.00	R	$\sqrt{3}$	1.732	1	0.00	∞
Field impedance dependence	0.00	R	$\sqrt{3}$	1.732	1	0.00	∞
Amplitude and phase drift	0.00	R	$\sqrt{3}$	1.732	1	0.00	∞
Amplitude and phase noise	0.04	R	$\sqrt{3}$	1.732	1	0.02	∞
Measurement area truncation	0.00	R	$\sqrt{3}$	1.732	1	0.00	∞
Data acquisition	0.03	N	1	1	1	0.03	∞
Sampling	0.00	R	$\sqrt{3}$	1	1	0.00	∞
Field reconstruction	2.00	R	$\sqrt{3}$	1.732	1	1.15	∞
Forward transformation	0.00	R	$\sqrt{3}$	1.732	1	0.00	∞
Power density scaling	-	R	$\sqrt{3}$	1.732	1	-	∞
Spatial averaging	0.10	R	$\sqrt{3}$	1.732	1	0.06	∞
System detection limit	0.04	R	$\sqrt{3}$	1.732	1	0.02	∞
Uncertainty terms dependent on the DUT and environmental factors							
Probe coupling with DUT	0.00	R	$\sqrt{3}$	1.732	1	0.00	∞
Modulation response	0.40	R	$\sqrt{3}$	1.732	1	0.23	∞
Integration time	0.00	R	$\sqrt{3}$	1.732	1	0.00	∞
Response time	0.00	R	$\sqrt{3}$	1.732	1	0.00	∞
Device holder influence	0.10	R	$\sqrt{3}$	1.732	1	0.06	∞
DUT alignment	0.00	R	$\sqrt{3}$	1.732	1	0.00	∞
RF ambient conditions	0.04	R	$\sqrt{3}$	1.732	1	0.02	∞
Ambient reflections	0.04	R	$\sqrt{3}$	1.732	1	0.02	∞
Immunity / secondary reception	0.00	R	$\sqrt{3}$	1.732	1	0.00	∞
Drift of the DUT	-	R	$\sqrt{3}$	1.732	1	-	∞
Combined Std. uncertainty						1.33	
Expanded Std. uncertainty (95% confidence interval), K=2						2.67	

Unless otherwise stated the results shown in this test report refer only to the sample(s) tested and such sample(s) are retained for 90 days only.

除非另有說明，此報告結果僅對測試之樣品負責，同時此樣品僅保留90天。本報告未經本公司書面許可，不可部份複製。

This document is issued by the Company subject to its General Conditions of Service printed overleaf, available on request or accessible at <http://www.sgs.com.tw/Terms-and-Conditions> and for electronic format documents, subject to Terms and Conditions for Electronic Documents at <http://www.sgs.com.tw/Terms-and-Conditions>. Attention is drawn to the limitation of liability, indemnification and jurisdiction issues defined therein. Any holder of this document is advised that information contained hereon reflects the Company's findings at the time of its intervention only and within the limits of Client's instructions, if any. The Company's sole responsibility is to its Client and this document does not exonerate parties to a transaction from exercising all their rights and obligations under the transaction documents. This document cannot be reproduced except in full, without prior written approval of the Company. Any unauthorized alteration, forgery or falsification of the content or appearance of this document is unlawful and offenders may be prosecuted to the fullest extent of the law.

12 SAR MEASUREMENT RESULTS

Date: 2022/12/16

ID: 012

Report No. :TESA2211000528E5

WLAN 802.11b_Body_Top Edge_CH 11_0mm_Main

Communication System: WLAN 2.45G; Frequency: 2462 MHz; Duty cycle= 1:1.017

Medium parameters used: $f = 2462$ MHz; $\sigma = 1.859$ S/m; $\epsilon_r = 39.584$; $\rho = 1000$ kg/m³

Phantom section: Flat Section

Ambient temperature: 22.2°C; Liquid temperature: 21.8°C

DASY5 Configuration:

- Probe: EX3DV4 - SN7466; ConvF(8.1, 8.1, 8.1) @ 2462 MHz; Calibrated: 2022/1/26
- Sensor-Surface: 2mm (Mechanical Surface Detection)
- Electronics: DAE4 Sn1260; Calibrated: 2022/9/22
- Phantom: ELI
- DASY52 52.10.4(1527); SEMCAD X 14.6.14(7483)

Area Scan (61x101x1): Interpolated grid: dx=12 mm, dy=12 mm

Maximum value of SAR (interpolated) = 0.710 W/kg

Zoom Scan (7x7x7)/Cube 0: Measurement grid: dx=5mm, dy=5mm, dz=5mm

Reference Value = 2.646 V/m; Power Drift = 0.14 dB

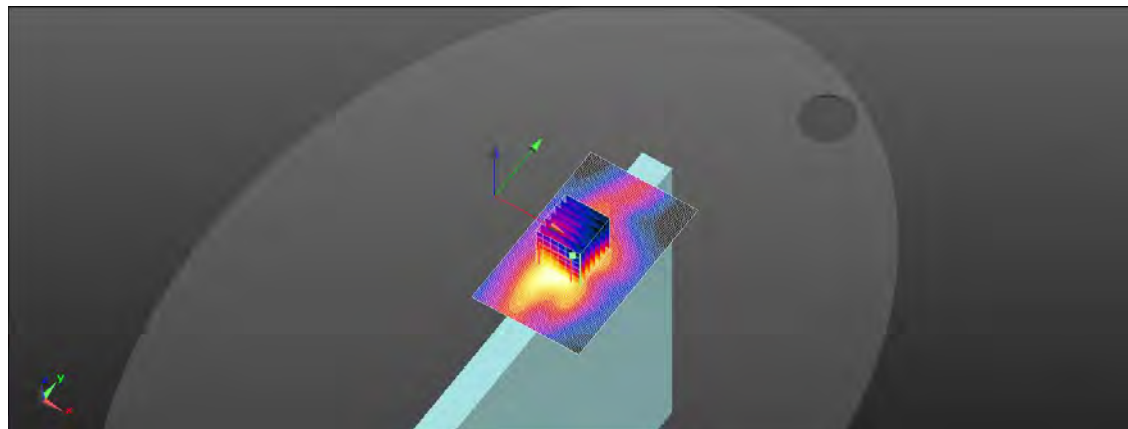
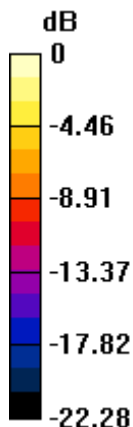
Peak SAR (extrapolated) = 1.04 W/kg

SAR(1 g) = 0.425 W/kg; SAR(10 g) = 0.197 W/kg

Smallest distance from peaks to all points 3 dB below = 5.2 mm

Ratio of SAR at M2 to SAR at M1 = 54.3%

Maximum value of SAR (measured) = 0.624 W/kg



0 dB = 0.710 W/kg = -1.49 dBW/kg

Unless otherwise stated the results shown in this test report refer only to the sample(s) tested and such sample(s) are retained for 90 days only.

除非另有說明，此報告結果僅對測試之樣品負責，同時此樣品僅保留90天。本報告未經本公司書面許可，不可部份複製。

This document is issued by the Company subject to its General Conditions of Service printed overleaf, available on request or accessible at <http://www.sgs.com.tw/Terms-and-Conditions> and for electronic format documents, subject to Terms and Conditions for Electronic Documents at <http://www.sgs.com.tw/Terms-and-Conditions>. Attention is drawn to the limitation of liability, indemnification and jurisdiction issues defined therein. Any holder of this document is advised that information contained hereon reflects the Company's findings at the time of its intervention only and within the limits of Client's instructions, if any. The Company's sole responsibility is to its Client and this document does not exonerate parties to a transaction from exercising all their rights and obligations under the transaction documents. This document cannot be reproduced except in full, without prior written approval of the Company. Any unauthorized alteration, forgery or falsification of the content or appearance of this document is unlawful and offenders may be prosecuted to the fullest extent of the law.

ID: 013

Report No. : TESA2211000528E5

WLAN 802.11n(40M) 5.2G_Body_Top Edge_CH 38_0mm_Main

Communication System: WLAN 5G; Frequency: 5190 MHz; Duty cycle= 1:1.059

Medium parameters used: $f = 5190 \text{ MHz}$; $\sigma = 4.62 \text{ S/m}$; $\epsilon_r = 36.096$; $\rho = 1000 \text{ kg/m}^3$

Phantom section: Flat Section

Ambient temperature: 22.3°C; Liquid temperature: 22.0°C

DASY5 Configuration:

- Probe: EX3DV4 - SN7466; ConvF(5.44, 5.44, 5.44) @ 5190 MHz; Calibrated: 2022/1/26
- Sensor-Surface: 2mm (Mechanical Surface Detection)
- Electronics: DAE4 Sn1260; Calibrated: 2022/9/22
- Phantom: ELI
- DASY52 52.10.4(1527); SEMCAD X 14.6.14(7483)

Area Scan (71x121x1): Interpolated grid: dx=10 mm, dy=10 mm

Maximum value of SAR (interpolated) = 0.912 W/kg

Zoom Scan (7x7x12)/Cube 0: Measurement grid: dx=4mm, dy=4mm, dz=2mm

Reference Value = 4.335 V/m; Power Drift = 0.13 dB

Peak SAR (extrapolated) = 1.87 W/kg

SAR(1 g) = 0.421 W/kg; SAR(10 g) = 0.138 W/kg

Smallest distance from peaks to all points 3 dB below = 4.3 mm

Ratio of SAR at M2 to SAR at M1 = 60.2%

Maximum value of SAR (measured) = 0.830 W/kg

Zoom Scan (7x7x12)/Cube 1: Measurement grid: dx=4mm, dy=4mm, dz=2mm

Reference Value = 4.335 V/m; Power Drift = 0.13 dB

Peak SAR (extrapolated) = 1.59 W/kg

SAR(1 g) = 0.392 W/kg; SAR(10 g) = 0.135 W/kg

Smallest distance from peaks to all points 3 dB below = 4.8 mm

Ratio of SAR at M2 to SAR at M1 = 62.3%

Maximum value of SAR (measured) = 0.761 W/kg

Zoom Scan (7x7x12)/Cube 2: Measurement grid: dx=4mm, dy=4mm, dz=2mm

Reference Value = 4.335 V/m; Power Drift = 0.13 dB

Peak SAR (extrapolated) = 1.26 W/kg

SAR(1 g) = 0.309 W/kg; SAR(10 g) = 0.103 W/kg

Smallest distance from peaks to all points 3 dB below = 6.4 mm

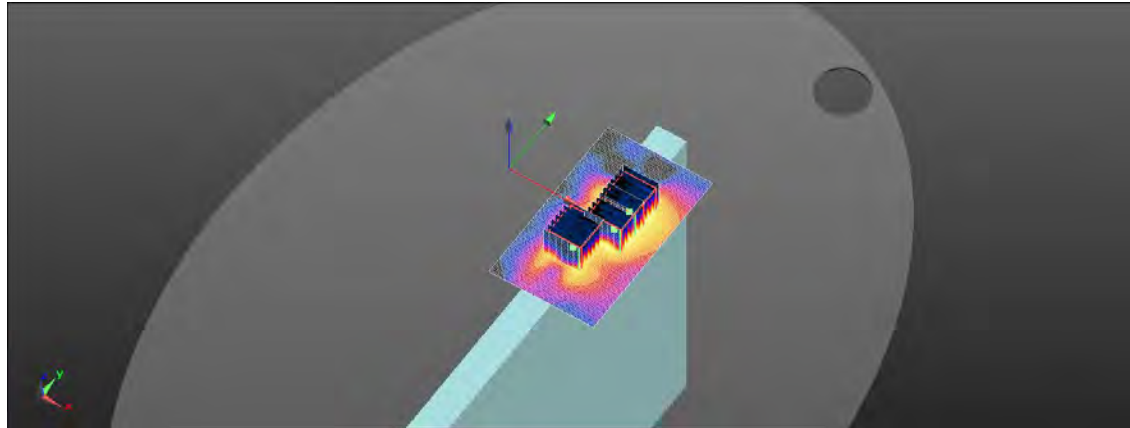
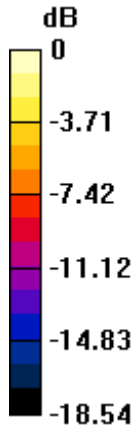
Ratio of SAR at M2 to SAR at M1 = 58.8%

Maximum value of SAR (measured) = 0.633 W/kg

Unless otherwise stated the results shown in this test report refer only to the sample(s) tested and such sample(s) are retained for 90 days only.

除非另有說明，此報告結果僅對測試之樣品負責，同時此樣品僅保留90天。本報告未經本公司書面許可，不可部份複製。

This document is issued by the Company subject to its General Conditions of Service printed overleaf, available on request or accessible at <http://www.sgs.com.tw/Terms-and-Conditions> and for electronic format documents, subject to Terms and Conditions for Electronic Documents at <http://www.sgs.com.tw/Terms-and-Conditions>. Attention is drawn to the limitation of liability, indemnification and jurisdiction issues defined therein. Any holder of this document is advised that information contained hereon reflects the Company's findings at the time of its intervention only and within the limits of Client's instructions, if any. The Company's sole responsibility is to its Client and this document does not exonerate parties to a transaction from exercising all their rights and obligations under the transaction documents. This document cannot be reproduced except in full, without prior written approval of the Company. Any unauthorized alteration, forgery or falsification of the content or appearance of this document is unlawful and offenders may be prosecuted to the fullest extent of the law.



0 dB = 0.633 W/kg = -1.99 dBW/kg

Unless otherwise stated the results shown in this test report refer only to the sample(s) tested and such sample(s) are retained for 90 days only.

除非另有說明，此報告結果僅對測試之樣品負責，同時此樣品僅保留90天。本報告未經本公司書面許可，不可部份複製。

This document is issued by the Company subject to its General Conditions of Service printed overleaf, available on request or accessible at <http://www.sgs.com.tw/Terms-and-Conditions> and for electronic format documents, subject to Terms and Conditions for Electronic Documents at <http://www.sgs.com.tw/Terms-and-Conditions>. Attention is drawn to the limitation of liability, indemnification and jurisdiction issues defined therein. Any holder of this document is advised that information contained hereon reflects the Company's findings at the time of its intervention only and within the limits of Client's instructions, if any. The Company's sole responsibility is to its Client and this document does not exonerate parties to a transaction from exercising all their rights and obligations under the transaction documents. This document cannot be reproduced except in full, without prior written approval of the Company. Any unauthorized alteration, forgery or falsification of the content or appearance of this document is unlawful and offenders may be prosecuted to the fullest extent of the law.

ID: 014

Report No. :TESA2211000528E5

WLAN 802.11n(40M) 5.3G_Body_Top Edge_CH 54_0mm_Main

Communication System: WLAN 5G; Frequency: 5270 MHz; Duty cycle= 1:1.059

Medium parameters used: $f = 5270 \text{ MHz}$; $\sigma = 4.732 \text{ S/m}$; $\epsilon_r = 35.908$; $\rho = 1000 \text{ kg/m}^3$

Phantom section: Flat Section

Ambient temperature: 22.3°C; Liquid temperature: 22.0°C

DASY5 Configuration:

- Probe: EX3DV4 - SN7466; ConvF(5.44, 5.44, 5.44) @ 5270 MHz; Calibrated: 2022/1/26
- Sensor-Surface: 2mm (Mechanical Surface Detection)
- Electronics: DAE4 Sn1260; Calibrated: 2022/9/22
- Phantom: ELI
- DASY52 52.10.4(1527); SEMCAD X 14.6.14(7483)

Area Scan (71x121x1): Interpolated grid: $dx=10 \text{ mm}$, $dy=10 \text{ mm}$

Maximum value of SAR (interpolated) = 1.10 W/kg

Zoom Scan (7x7x12)/Cube 0: Measurement grid: $dx=4\text{mm}$, $dy=4\text{mm}$, $dz=2\text{mm}$

Reference Value = 4.042 V/m; Power Drift = -0.05 dB

Peak SAR (extrapolated) = 2.14 W/kg

SAR(1 g) = 0.512 W/kg; SAR(10 g) = 0.172 W/kg

Smallest distance from peaks to all points 3 dB below = 4.8 mm

Ratio of SAR at M2 to SAR at M1 = 57.1%

Maximum value of SAR (measured) = 1.04 W/kg

Zoom Scan (7x7x12)/Cube 1: Measurement grid: $dx=4\text{mm}$, $dy=4\text{mm}$, $dz=2\text{mm}$

Reference Value = 4.042 V/m; Power Drift = -0.05 dB


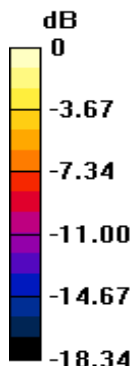
Peak SAR (extrapolated) = 1.88 W/kg

SAR(1 g) = 0.468 W/kg; SAR(10 g) = 0.158 W/kg

Smallest distance from peaks to all points 3 dB below = 5.4 mm

Ratio of SAR at M2 to SAR at M1 = 59%

Maximum value of SAR (measured) = 0.937 W/kg



0 dB = 0.937 W/kg = -0.28 dBW/kg

Unless otherwise stated the results shown in this test report refer only to the sample(s) tested and such sample(s) are retained for 90 days only.

除非另有說明，此報告結果僅對測試之樣品負責，同時此樣品僅保留90天。本報告未經本公司書面許可，不可部份複製。

This document is issued by the Company subject to its General Conditions of Service printed overleaf, available on request or accessible at <http://www.sgs.com.tw/Terms-and-Conditions> and for electronic format documents, subject to Terms and Conditions for Electronic Documents at <http://www.sgs.com.tw/Terms-and-Conditions>. Attention is drawn to the limitation of liability, indemnification and jurisdiction issues defined therein. Any holder of this document is advised that information contained hereon reflects the Company's findings at the time of its intervention only and within the limits of Client's instructions, if any. The Company's sole responsibility is to its Client and this document does not exonerate parties to a transaction from exercising all their rights and obligations under the transaction documents. This document cannot be reproduced except in full, without prior written approval of the Company. Any unauthorized alteration, forgery or falsification of the content or appearance of this document is unlawful and offenders may be prosecuted to the fullest extent of the law.

ID: 015

Report No. :TESA2211000528E5

WLAN 802.11ac(80M) 5.3G_Body_Top Edge_CH 58_0mm_Main

Communication System: WLAN 5G; Frequency: 5290 MHz; Duty cycle= 1:1.163

Medium parameters used: $f = 5290 \text{ MHz}$; $\sigma = 4.758 \text{ S/m}$; $\epsilon_r = 35.796$; $\rho = 1000 \text{ kg/m}^3$

Phantom section: Flat Section

Ambient temperature: 22.3°C; Liquid temperature: 22.0°C

DASY5 Configuration:

- Probe: EX3DV4 - SN7466; ConvF(5.44, 5.44, 5.44) @ 5290 MHz; Calibrated: 2022/1/26
- Sensor-Surface: 2mm (Mechanical Surface Detection)
- Electronics: DAE4 Sn1260; Calibrated: 2022/9/22
- Phantom: ELI
- DASY52 52.10.4(1527); SEMCAD X 14.6.14(7483)

Area Scan (71x121x1): Interpolated grid: dx=10 mm, dy=10 mm

Maximum value of SAR (interpolated) = 0.985 W/kg

Zoom Scan (7x7x12)/Cube 0: Measurement grid: dx=4mm, dy=4mm, dz=2mm

Reference Value = 4.498 V/m; Power Drift = 0.07 dB


Peak SAR (extrapolated) = 1.88 W/kg

SAR(1 g) = 0.456 W/kg; SAR(10 g) = 0.151 W/kg

Smallest distance from peaks to all points 3 dB below = 4.8 mm

Ratio of SAR at M2 to SAR at M1 = 57.8%

Maximum value of SAR (measured) = 0.930 W/kg



0 dB = 0.930 W/kg = -0.32 dBW/kg

Unless otherwise stated the results shown in this test report refer only to the sample(s) tested and such sample(s) are retained for 90 days only.

除非另有說明，此報告結果僅對測試之樣品負責，同時此樣品僅保留90天。本報告未經本公司書面許可，不可部份複製。

This document is issued by the Company subject to its General Conditions of Service printed overleaf, available on request or accessible at <http://www.sgs.com.tw/Terms-and-Conditions> and for electronic format documents, subject to Terms and Conditions for Electronic Documents at <http://www.sgs.com.tw/Terms-and-Conditions>. Attention is drawn to the limitation of liability, indemnification and jurisdiction issues defined therein. Any holder of this document is advised that information contained hereon reflects the Company's findings at the time of its intervention only and within the limits of Client's instructions, if any. The Company's sole responsibility is to its Client and this document does not exonerate parties to a transaction from exercising all their rights and obligations under the transaction documents. This document cannot be reproduced except in full, without prior written approval of the Company. Any unauthorized alteration, forgery or falsification of the content or appearance of this document is unlawful and offenders may be prosecuted to the fullest extent of the law.

ID: 016

Report No. :TESA2211000528E5

WLAN 802.11ac(80M) 5.6G_Body_Top Edge_CH 106_0mm_Main

Communication System: WLAN 5G; Frequency: 5530 MHz; Duty cycle= 1:1.163

Medium parameters used: $f = 5530 \text{ MHz}$; $\sigma = 5.033 \text{ S/m}$; $\epsilon_r = 35.266$; $\rho = 1000 \text{ kg/m}^3$

Phantom section: Flat Section

Ambient temperature: 22.1°C; Liquid temperature: 21.6°C

DASY5 Configuration:

- Probe: EX3DV4 - SN7466; ConvF(5.05, 5.05, 5.05) @ 5530 MHz; Calibrated: 2022/1/26
- Sensor-Surface: 2mm (Mechanical Surface Detection)
- Electronics: DAE4 Sn1260; Calibrated: 2022/9/22
- Phantom: ELI
- DASY52 52.10.4(1527); SEMCAD X 14.6.14(7483)

Area Scan (71x121x1): Interpolated grid: $dx=10 \text{ mm}$, $dy=10 \text{ mm}$

Maximum value of SAR (interpolated) = 0.953 W/kg

Zoom Scan (7x7x12)/Cube 0: Measurement grid: $dx=4\text{mm}$, $dy=4\text{mm}$, $dz=2\text{mm}$

Reference Value = 4.285 V/m; Power Drift = 0.17 dB

Peak SAR (extrapolated) = 2.03 W/kg

SAR(1 g) = 0.467 W/kg; SAR(10 g) = 0.151 W/kg

Smallest distance from peaks to all points 3 dB below = 4.3 mm

Ratio of SAR at M2 to SAR at M1 = 54.3%

Maximum value of SAR (measured) = 0.896 W/kg

Zoom Scan (7x7x12)/Cube 1: Measurement grid: $dx=4\text{mm}$, $dy=4\text{mm}$, $dz=2\text{mm}$

Reference Value = 4.285 V/m; Power Drift = 0.17 dB


Peak SAR (extrapolated) = 1.71 W/kg

SAR(1 g) = 0.333 W/kg; SAR(10 g) = 0.118 W/kg

Smallest distance from peaks to all points 3 dB below = 4.6 mm

Ratio of SAR at M2 to SAR at M1 = 59.8%

Maximum value of SAR (measured) = 0.778 W/kg



0 dB = 0.778 W/kg = -1.09 dBW/kg

Unless otherwise stated the results shown in this test report refer only to the sample(s) tested and such sample(s) are retained for 90 days only.

除非另有說明，此報告結果僅對測試之樣品負責，同時此樣品僅保留90天。本報告未經本公司書面許可，不可部份複製。

This document is issued by the Company subject to its General Conditions of Service printed overleaf, available on request or accessible at <http://www.sgs.com.tw/Terms-and-Conditions> and for electronic format documents, subject to Terms and Conditions for Electronic Documents at <http://www.sgs.com.tw/Terms-and-Conditions>. Attention is drawn to the limitation of liability, indemnification and jurisdiction issues defined therein. Any holder of this document is advised that information contained hereon reflects the Company's findings at the time of its intervention only and within the limits of Client's instructions, if any. The Company's sole responsibility is to its Client and this document does not exonerate parties to a transaction from exercising all their rights and obligations under the transaction documents. This document cannot be reproduced except in full, without prior written approval of the Company. Any unauthorized alteration, forgery or falsification of the content or appearance of this document is unlawful and offenders may be prosecuted to the fullest extent of the law.

ID: 017

Report No. :TESA2211000528E5

WLAN 802.11n(40M) 5.8G_Body_Top Edge_CH 159_0mm_Main

Communication System: WLAN 5G; Frequency: 5795 MHz; Duty cycle= 1:1.059

Medium parameters used: $f = 5795 \text{ MHz}$; $\sigma = 5.352 \text{ S/m}$; $\epsilon_r = 34.755$; $\rho = 1000 \text{ kg/m}^3$

Phantom section: Flat Section

Ambient temperature: 22.2°C; Liquid temperature: 21.8°C

DASY5 Configuration:

- Probe: EX3DV4 - SN7466; ConvF(4.98, 4.98, 4.98) @ 5795 MHz; Calibrated: 2022/1/26
- Sensor-Surface: 2mm (Mechanical Surface Detection)
- Electronics: DAE4 Sn1260; Calibrated: 2022/9/22
- Phantom: ELI
- DASY52 52.10.4(1527); SEMCAD X 14.6.14(7483)

Area Scan (71x121x1): Interpolated grid: dx=10 mm, dy=10 mm

Maximum value of SAR (interpolated) = 1.93 W/kg

Zoom Scan (7x7x12)/Cube 0: Measurement grid: dx=4mm, dy=4mm, dz=2mm

Reference Value = 2.324 V/m; Power Drift = 0.05 dB

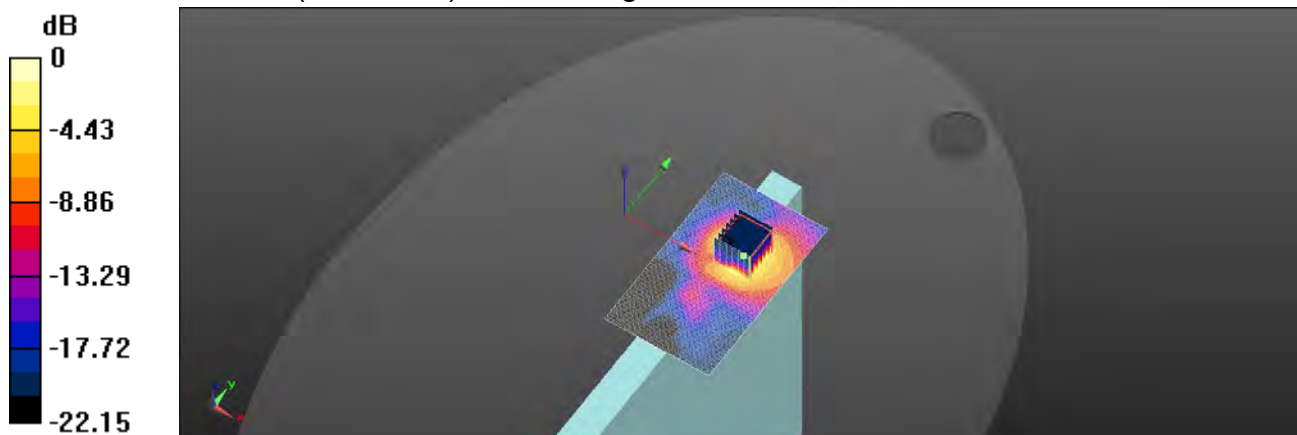
Peak SAR (extrapolated) = 3.95 W/kg

SAR(1 g) = 0.873 W/kg; SAR(10 g) = 0.254 W/kg

Smallest distance from peaks to all points 3 dB below = 4.9 mm

Ratio of SAR at M2 to SAR at M1 = 53.4%

Maximum value of SAR (measured) = 1.90 W/kg



0 dB = 1.90 W/kg = 2.79 dBW/kg

Unless otherwise stated the results shown in this test report refer only to the sample(s) tested and such sample(s) are retained for 90 days only.

除非另有說明，此報告結果僅對測試之樣品負責，同時此樣品僅保留90天。本報告未經本公司書面許可，不可部份複製。

This document is issued by the Company subject to its General Conditions of Service printed overleaf, available on request or accessible at <http://www.sgs.com.tw/Terms-and-Conditions> and for electronic format documents, subject to Terms and Conditions for Electronic Documents at <http://www.sgs.com.tw/Terms-and-Conditions>. Attention is drawn to the limitation of liability, indemnification and jurisdiction issues defined therein. Any holder of this document is advised that information contained hereon reflects the Company's findings at the time of its intervention only and within the limits of Client's instructions, if any. The Company's sole responsibility is to its Client and this document does not exonerate parties to a transaction from exercising all their rights and obligations under the transaction documents. This document cannot be reproduced except in full, without prior written approval of the Company. Any unauthorized alteration, forgery or falsification of the content or appearance of this document is unlawful and offenders may be prosecuted to the fullest extent of the law.

ID: 018

Report No. :TESA2211000528E5

WLAN 802.11ac(80M) 5.8G_Body_Top Edge_CH 155_0mm_Main

Communication System: WLAN 5G; Frequency: 5775 MHz; Duty cycle= 1:1.163

Medium parameters used: $f = 5775 \text{ MHz}$; $\sigma = 5.33 \text{ S/m}$; $\epsilon_r = 34.774$; $\rho = 1000 \text{ kg/m}^3$

Phantom section: Flat Section

Ambient temperature: 22.2°C; Liquid temperature: 21.8°C

DASY5 Configuration:

- Probe: EX3DV4 - SN7466; ConvF(4.98, 4.98, 4.98) @ 5775 MHz; Calibrated: 2022/1/26
- Sensor-Surface: 2mm (Mechanical Surface Detection)
- Electronics: DAE4 Sn1260; Calibrated: 2022/9/22
- Phantom: ELI
- DASY52 52.10.4(1527); SEMCAD X 14.6.14(7483)

Area Scan (71x121x1): Interpolated grid: dx=10 mm, dy=10 mm

Maximum value of SAR (interpolated) = 1.86 W/kg

Zoom Scan (7x7x12)/Cube 0: Measurement grid: dx=4mm, dy=4mm, dz=2mm

Reference Value = 2.268 V/m; Power Drift = 0.02 dB


Peak SAR (extrapolated) = 3.62 W/kg

SAR(1 g) = 0.826 W/kg; SAR(10 g) = 0.243 W/kg

Smallest distance from peaks to all points 3 dB below = 5.4 mm

Ratio of SAR at M2 to SAR at M1 = 54.7%

Maximum value of SAR (measured) = 1.79 W/kg



0 dB = 1.79 W/kg = 2.53 dBW/kg

Unless otherwise stated the results shown in this test report refer only to the sample(s) tested and such sample(s) are retained for 90 days only.

除非另有說明，此報告結果僅對測試之樣品負責，同時此樣品僅保留90天。本報告未經本公司書面許可，不可部份複製。

This document is issued by the Company subject to its General Conditions of Service printed overleaf, available on request or accessible at <http://www.sgs.com.tw/Terms-and-Conditions> and for electronic format documents, subject to Terms and Conditions for Electronic Documents at <http://www.sgs.com.tw/Terms-and-Conditions>. Attention is drawn to the limitation of liability, indemnification and jurisdiction issues defined therein. Any holder of this document is advised that information contained hereon reflects the Company's findings at the time of its intervention only and within the limits of Client's instructions, if any. The Company's sole responsibility is to its Client and this document does not exonerate parties to a transaction from exercising all their rights and obligations under the transaction documents. This document cannot be reproduced except in full, without prior written approval of the Company. Any unauthorized alteration, forgery or falsification of the content or appearance of this document is unlawful and offenders may be prosecuted to the fullest extent of the law.

ID: 019

Report No. :TESA2211000528E5

WLAN 802.11b_Body_Top Edge_CH 1_0mm_Aux

Communication System: WLAN 2.45G; Frequency: 2412 MHz; Duty cycle= 1:1.017

Medium parameters used: $f = 2412 \text{ MHz}$; $\sigma = 1.804 \text{ S/m}$; $\epsilon_r = 39.779$; $\rho = 1000 \text{ kg/m}^3$

Phantom section: Flat Section

Ambient temperature: 22.2°C; Liquid temperature: 21.8°C

DASY5 Configuration:

- Probe: EX3DV4 - SN7466; ConvF(8.1, 8.1, 8.1) @ 2412 MHz; Calibrated: 2022/1/26
- Sensor-Surface: 2mm (Mechanical Surface Detection)
- Electronics: DAE4 Sn1260; Calibrated: 2022/9/22
- Phantom: ELI
- DASY52 52.10.4(1527); SEMCAD X 14.6.14(7483)

Area Scan (61x101x1): Interpolated grid: dx=12 mm, dy=12 mm

Maximum value of SAR (interpolated) = 0.787 W/kg

Zoom Scan (7x7x7)/Cube 0: Measurement grid: dx=5mm, dy=5mm, dz=5mm

Reference Value = 3.694 V/m; Power Drift = 0.05 dB

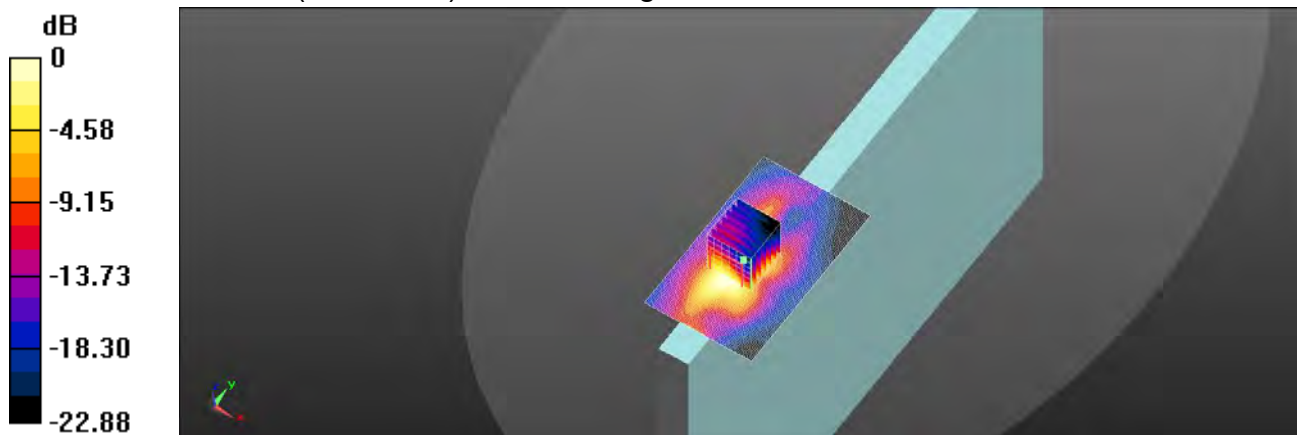
Peak SAR (extrapolated) = 1.10 W/kg

SAR(1 g) = 0.461 W/kg; SAR(10 g) = 0.209 W/kg

Smallest distance from peaks to all points 3 dB below = 6 mm

Ratio of SAR at M2 to SAR at M1 = 54.4%

Maximum value of SAR (measured) = 0.693 W/kg



0 dB = 0.787 W/kg = -1.04 dBW/kg

Unless otherwise stated the results shown in this test report refer only to the sample(s) tested and such sample(s) are retained for 90 days only.

除非另有說明，此報告結果僅對測試之樣品負責，同時此樣品僅保留90天。本報告未經本公司書面許可，不可部份複製。

This document is issued by the Company subject to its General Conditions of Service printed overleaf, available on request or accessible at <http://www.sgs.com.tw/Terms-and-Conditions> and for electronic format documents, subject to Terms and Conditions for Electronic Documents at <http://www.sgs.com.tw/Terms-and-Conditions>. Attention is drawn to the limitation of liability, indemnification and jurisdiction issues defined therein. Any holder of this document is advised that information contained hereon reflects the Company's findings at the time of its intervention only and within the limits of Client's instructions, if any. The Company's sole responsibility is to its Client and this document does not exonerate parties to a transaction from exercising all their rights and obligations under the transaction documents. This document cannot be reproduced except in full, without prior written approval of the Company. Any unauthorized alteration, forgery or falsification of the content or appearance of this document is unlawful and offenders may be prosecuted to the fullest extent of the law.

ID: 020

Report No. :TESA2211000528E5

Bluetooth(GFSK)_Body_Top Edge_CH 78_0mm_Aux

Communication System: Bluetooth; Frequency: 2480 MHz; Duty cycle= 1:1.33

Medium parameters used: $f = 2480 \text{ MHz}$; $\sigma = 1.878 \text{ S/m}$; $\epsilon_r = 39.512$; $\rho = 1000 \text{ kg/m}^3$

Phantom section: Flat Section

Ambient temperature: 22.2°C; Liquid temperature: 21.8°C

DASY5 Configuration:

- Probe: EX3DV4 - SN7466; ConvF(8.1, 8.1, 8.1) @ 2480 MHz; Calibrated: 2022/1/26
- Sensor-Surface: 2mm (Mechanical Surface Detection)
- Electronics: DAE4 Sn1260; Calibrated: 2022/9/22
- Phantom: ELI
- DASY52 52.10.4(1527); SEMCAD X 14.6.14(7483)

Area Scan (61x101x1): Interpolated grid: dx=12 mm, dy=12 mm

Maximum value of SAR (interpolated) = 0.0745 W/kg

Zoom Scan (7x7x7)/Cube 0: Measurement grid: dx=5mm, dy=5mm, dz=5mm

Reference Value = 2.555 V/m; Power Drift = 0.12 dB

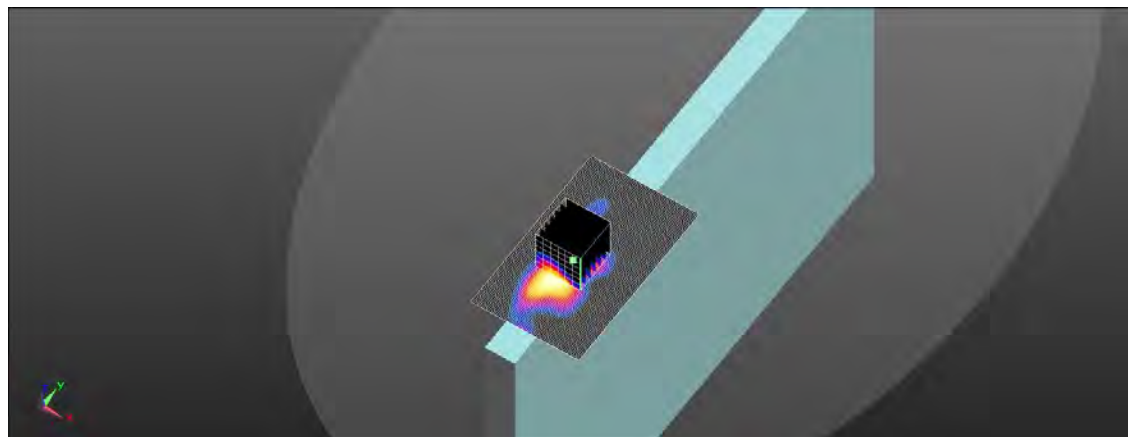
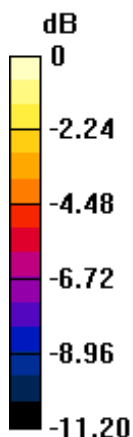
Peak SAR (extrapolated) = 0.109 W/kg

SAR(1 g) = 0.063 W/kg; SAR(10 g) = 0.039 W/kg

Smallest distance from peaks to all points 3 dB below: Larger than measurement grid

Ratio of SAR at M2 to SAR at M1 = 53.1%

Maximum value of SAR (measured) = 0.0686 W/kg



0 dB = 0.0686 W/kg = -11.64 dBW/kg

Unless otherwise stated the results shown in this test report refer only to the sample(s) tested and such sample(s) are retained for 90 days only.

除非另有說明，此報告結果僅對測試之樣品負責，同時此樣品僅保留90天。本報告未經本公司書面許可，不可部份複製。

This document is issued by the Company subject to its General Conditions of Service printed overleaf, available on request or accessible at <http://www.sgs.com.tw/Terms-and-Conditions> and for electronic format documents, subject to Terms and Conditions for Electronic Documents at <http://www.sgs.com.tw/Terms-and-Conditions>. Attention is drawn to the limitation of liability, indemnification and jurisdiction issues defined therein. Any holder of this document is advised that information contained hereon reflects the Company's findings at the time of its intervention only and within the limits of Client's instructions, if any. The Company's sole responsibility is to its Client and this document does not exonerate parties to a transaction from exercising all their rights and obligations under the transaction documents. This document cannot be reproduced except in full, without prior written approval of the Company. Any unauthorized alteration, forgery or falsification of the content or appearance of this document is unlawful and offenders may be prosecuted to the fullest extent of the law.

ID: 021

Report No. :TESA2211000528E5

WLAN 802.11n(40M) 5.2G_Body_Top Edge_CH 46_0mm_Aux

Communication System: WLAN 5G; Frequency: 5230 MHz; Duty cycle= 1:1.059

Medium parameters used: $f = 5230 \text{ MHz}$; $\sigma = 4.673 \text{ S/m}$; $\epsilon_r = 35.985$; $\rho = 1000 \text{ kg/m}^3$

Phantom section: Flat Section

Ambient temperature: 22.3°C; Liquid temperature: 22.0°C

DASY5 Configuration:

- Probe: EX3DV4 - SN7466; ConvF(5.44, 5.44, 5.44) @ 5230 MHz; Calibrated: 2022/1/26
- Sensor-Surface: 2mm (Mechanical Surface Detection)
- Electronics: DAE4 Sn1260; Calibrated: 2022/9/22
- Phantom: ELI
- DASY52 52.10.4(1527); SEMCAD X 14.6.14(7483)

Area Scan (71x121x1): Interpolated grid: dx=10 mm, dy=10 mm

Maximum value of SAR (interpolated) = 0.853 W/kg

Zoom Scan (7x7x12)/Cube 0: Measurement grid: dx=4mm, dy=4mm, dz=2mm

Reference Value = 2.448 V/m; Power Drift = 0.03 dB

Peak SAR (extrapolated) = 1.50 W/kg

SAR(1 g) = 0.405 W/kg; SAR(10 g) = 0.136 W/kg

Smallest distance from peaks to all points 3 dB below = 5.1 mm

Ratio of SAR at M2 to SAR at M1 = 59.3%

Maximum value of SAR (measured) = 0.813 W/kg

Zoom Scan (7x7x12)/Cube 1: Measurement grid: dx=4mm, dy=4mm, dz=2mm

Reference Value = 2.448 V/m; Power Drift = 0.03 dB


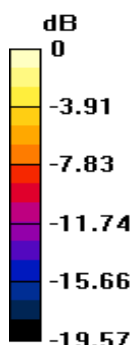
Peak SAR (extrapolated) = 1.43 W/kg

SAR(1 g) = 0.389 W/kg; SAR(10 g) = 0.141 W/kg

Smallest distance from peaks to all points 3 dB below = 6.2 mm

Ratio of SAR at M2 to SAR at M1 = 61.2%

Maximum value of SAR (measured) = 0.762 W/kg



0 dB = 0.762 W/kg = -1.18 dBW/kg

Unless otherwise stated the results shown in this test report refer only to the sample(s) tested and such sample(s) are retained for 90 days only.

除非另有說明，此報告結果僅對測試之樣品負責，同時此樣品僅保留90天。本報告未經本公司書面許可，不可部份複製。

This document is issued by the Company subject to its General Conditions of Service printed overleaf, available on request or accessible at <http://www.sgs.com.tw/Terms-and-Conditions> and for electronic format documents, subject to Terms and Conditions for Electronic Documents at <http://www.sgs.com.tw/Terms-and-Conditions>. Attention is drawn to the limitation of liability, indemnification and jurisdiction issues defined therein. Any holder of this document is advised that information contained hereon reflects the Company's findings at the time of its intervention only and within the limits of Client's instructions, if any. The Company's sole responsibility is to its Client and this document does not exonerate parties to a transaction from exercising all their rights and obligations under the transaction documents. This document cannot be reproduced except in full, without prior written approval of the Company. Any unauthorized alteration, forgery or falsification of the content or appearance of this document is unlawful and offenders may be prosecuted to the fullest extent of the law.

ID: 022

Report No. :TESA2211000528E5

WLAN 802.11n(40M) 5.3G_Body_Top Edge_CH 62_0mm_Aux

Communication System: WLAN 5G; Frequency: 5310 MHz; Duty cycle= 1:1.059

Medium parameters used: $f = 5310 \text{ MHz}$; $\sigma = 4.778 \text{ S/m}$; $\epsilon_r = 35.751$; $\rho = 1000 \text{ kg/m}^3$

Phantom section: Flat Section

Ambient temperature: 22.3°C; Liquid temperature: 22.0°C

DASY5 Configuration:

- Probe: EX3DV4 - SN7466; ConvF(5.44, 5.44, 5.44) @ 5310 MHz; Calibrated: 2022/1/26
- Sensor-Surface: 2mm (Mechanical Surface Detection)
- Electronics: DAE4 Sn1260; Calibrated: 2022/9/22
- Phantom: ELI
- DASY52 52.10.4(1527); SEMCAD X 14.6.14(7483)

Area Scan (71x121x1): Interpolated grid: dx=10 mm, dy=10 mm

Maximum value of SAR (interpolated) = 1.13 W/kg

Zoom Scan (7x7x12)/Cube 0: Measurement grid: dx=4mm, dy=4mm, dz=2mm

Reference Value = 2.318 V/m; Power Drift = 0.04 dB


Peak SAR (extrapolated) = 2.25 W/kg

SAR(1 g) = 0.511 W/kg; SAR(10 g) = 0.163 W/kg

Smallest distance from peaks to all points 3 dB below = 5.9 mm

Ratio of SAR at M2 to SAR at M1 = 56.1%

Maximum value of SAR (measured) = 1.12 W/kg



0 dB = 1.12 W/kg = 0.49 dBW/kg

Unless otherwise stated the results shown in this test report refer only to the sample(s) tested and such sample(s) are retained for 90 days only.

除非另有說明，此報告結果僅對測試之樣品負責，同時此樣品僅保留90天。本報告未經本公司書面許可，不可部份複製。

This document is issued by the Company subject to its General Conditions of Service printed overleaf, available on request or accessible at <http://www.sgs.com.tw/Terms-and-Conditions> and for electronic format documents, subject to Terms and Conditions for Electronic Documents at <http://www.sgs.com.tw/Terms-and-Conditions>. Attention is drawn to the limitation of liability, indemnification and jurisdiction issues defined therein. Any holder of this document is advised that information contained hereon reflects the Company's findings at the time of its intervention only and within the limits of Client's instructions, if any. The Company's sole responsibility is to its Client and this document does not exonerate parties to a transaction from exercising all their rights and obligations under the transaction documents. This document cannot be reproduced except in full, without prior written approval of the Company. Any unauthorized alteration, forgery or falsification of the content or appearance of this document is unlawful and offenders may be prosecuted to the fullest extent of the law.

ID: 023

Report No. :TESA2211000528E5

WLAN 802.11ac(80M) 5.3G_Body_Top Edge_CH 58_0mm_Aux

Communication System: WLAN 5G; Frequency: 5290 MHz; Duty cycle= 1:1.163

Medium parameters used: $f = 5290 \text{ MHz}$; $\sigma = 4.758 \text{ S/m}$; $\epsilon_r = 35.796$; $\rho = 1000 \text{ kg/m}^3$

Phantom section: Flat Section

Ambient temperature: 22.3°C; Liquid temperature: 22.0°C

DASY5 Configuration:

- Probe: EX3DV4 - SN7466; ConvF(5.44, 5.44, 5.44) @ 5290 MHz; Calibrated: 2022/1/26
- Sensor-Surface: 2mm (Mechanical Surface Detection)
- Electronics: DAE4 Sn1260; Calibrated: 2022/9/22
- Phantom: ELI
- DASY52 52.10.4(1527); SEMCAD X 14.6.14(7483)

Area Scan (71x121x1): Interpolated grid: dx=10 mm, dy=10 mm

Maximum value of SAR (interpolated) = 0.732 W/kg

Zoom Scan (7x7x12)/Cube 0: Measurement grid: dx=4mm, dy=4mm, dz=2mm

Reference Value = 2.347 V/m; Power Drift = -0.05 dB


Peak SAR (extrapolated) = 1.30 W/kg

SAR(1 g) = 0.311 W/kg; SAR(10 g) = 0.107 W/kg

Smallest distance from peaks to all points 3 dB below = 4.4 mm

Ratio of SAR at M2 to SAR at M1 = 62%

Maximum value of SAR (measured) = 0.609 W/kg



0 dB = 0.609 W/kg = -2.15 dBW/kg

Unless otherwise stated the results shown in this test report refer only to the sample(s) tested and such sample(s) are retained for 90 days only.

除非另有說明，此報告結果僅對測試之樣品負責，同時此樣品僅保留90天。本報告未經本公司書面許可，不可部份複製。

This document is issued by the Company subject to its General Conditions of Service printed overleaf, available on request or accessible at <http://www.sgs.com.tw/Terms-and-Conditions> and for electronic format documents, subject to Terms and Conditions for Electronic Documents at <http://www.sgs.com.tw/Terms-and-Conditions>. Attention is drawn to the limitation of liability, indemnification and jurisdiction issues defined therein. Any holder of this document is advised that information contained hereon reflects the Company's findings at the time of its intervention only and within the limits of Client's instructions, if any. The Company's sole responsibility is to its Client and this document does not exonerate parties to a transaction from exercising all their rights and obligations under the transaction documents. This document cannot be reproduced except in full, without prior written approval of the Company. Any unauthorized alteration, forgery or falsification of the content or appearance of this document is unlawful and offenders may be prosecuted to the fullest extent of the law.

ID: 024

Report No. :TESA2211000528E5

WLAN 802.11ac(80M) 5.6G_Body_Top Edge_CH 106_0mm_Aux

Communication System: WLAN 5G; Frequency: 5530 MHz; Duty cycle= 1:1.163

Medium parameters used: $f = 5530 \text{ MHz}$; $\sigma = 5.033 \text{ S/m}$; $\epsilon_r = 35.266$; $\rho = 1000 \text{ kg/m}^3$

Phantom section: Flat Section

Ambient temperature: 22.1°C; Liquid temperature: 21.6°C

DASY5 Configuration:

- Probe: EX3DV4 - SN7466; ConvF(5.05, 5.05, 5.05) @ 5530 MHz; Calibrated: 2022/1/26
- Sensor-Surface: 2mm (Mechanical Surface Detection)
- Electronics: DAE4 Sn1260; Calibrated: 2022/9/22
- Phantom: ELI
- DASY52 52.10.4(1527); SEMCAD X 14.6.14(7483)

Area Scan (71x121x1): Interpolated grid: dx=10 mm, dy=10 mm

Maximum value of SAR (interpolated) = 1.23 W/kg

Zoom Scan (7x7x12)/Cube 0: Measurement grid: dx=4mm, dy=4mm, dz=2mm

Reference Value = 2.339 V/m; Power Drift = 0.04 dB


Peak SAR (extrapolated) = 2.45 W/kg

SAR(1 g) = 0.555 W/kg; SAR(10 g) = 0.177 W/kg

Smallest distance from peaks to all points 3 dB below = 5.4 mm

Ratio of SAR at M2 to SAR at M1 = 56.1%

Maximum value of SAR (measured) = 1.22 W/kg



0 dB = 1.22 W/kg = 0.86 dBW/kg

Unless otherwise stated the results shown in this test report refer only to the sample(s) tested and such sample(s) are retained for 90 days only.

除非另有說明，此報告結果僅對測試之樣品負責，同時此樣品僅保留90天。本報告未經本公司書面許可，不可部份複製。

This document is issued by the Company subject to its General Conditions of Service printed overleaf, available on request or accessible at <http://www.sgs.com.tw/Terms-and-Conditions> and for electronic format documents, subject to Terms and Conditions for Electronic Documents at <http://www.sgs.com.tw/Terms-and-Conditions>. Attention is drawn to the limitation of liability, indemnification and jurisdiction issues defined therein. Any holder of this document is advised that information contained hereon reflects the Company's findings at the time of its intervention only and within the limits of Client's instructions, if any. The Company's sole responsibility is to its Client and this document does not exonerate parties to a transaction from exercising all their rights and obligations under the transaction documents. This document cannot be reproduced except in full, without prior written approval of the Company. Any unauthorized alteration, forgery or falsification of the content or appearance of this document is unlawful and offenders may be prosecuted to the fullest extent of the law.

ID: 025

Report No. :TESA2211000528E5

WLAN 802.11n(40M) 5.8G_Body_Top Edge_CH 159_0mm_Aux

Communication System: WLAN 5G; Frequency: 5795 MHz; Duty cycle= 1:1.059

Medium parameters used: $f = 5795 \text{ MHz}$; $\sigma = 5.352 \text{ S/m}$; $\epsilon_r = 34.755$; $\rho = 1000 \text{ kg/m}^3$

Phantom section: Flat Section

Ambient temperature: 22.2°C; Liquid temperature: 21.8°C

DASY5 Configuration:

- Probe: EX3DV4 - SN7466; ConvF(4.98, 4.98, 4.98) @ 5795 MHz; Calibrated: 2022/1/26
- Sensor-Surface: 2mm (Mechanical Surface Detection)
- Electronics: DAE4 Sn1260; Calibrated: 2022/9/22
- Phantom: ELI
- DASY52 52.10.4(1527); SEMCAD X 14.6.14(7483)

Area Scan (71x121x1): Interpolated grid: dx=10 mm, dy=10 mm

Maximum value of SAR (interpolated) = 1.13 W/kg

Zoom Scan (7x7x12)/Cube 0: Measurement grid: dx=4mm, dy=4mm, dz=2mm

Reference Value = 2.566 V/m; Power Drift = -0.05 dB


Peak SAR (extrapolated) = 2.36 W/kg

SAR(1 g) = 0.520 W/kg; SAR(10 g) = 0.166 W/kg

Smallest distance from peaks to all points 3 dB below = 5.4 mm

Ratio of SAR at M2 to SAR at M1 = 56.4%

Maximum value of SAR (measured) = 1.08 W/kg



0 dB = 1.08 W/kg = 0.33 dBW/kg

Unless otherwise stated the results shown in this test report refer only to the sample(s) tested and such sample(s) are retained for 90 days only.

除非另有說明，此報告結果僅對測試之樣品負責，同時此樣品僅保留90天。本報告未經本公司書面許可，不可部份複製。

This document is issued by the Company subject to its General Conditions of Service printed overleaf, available on request or accessible at <http://www.sgs.com.tw/Terms-and-Conditions> and for electronic format documents, subject to Terms and Conditions for Electronic Documents at <http://www.sgs.com.tw/Terms-and-Conditions>. Attention is drawn to the limitation of liability, indemnification and jurisdiction issues defined therein. Any holder of this document is advised that information contained hereon reflects the Company's findings at the time of its intervention only and within the limits of Client's instructions, if any. The Company's sole responsibility is to its Client and this document does not exonerate parties to a transaction from exercising all their rights and obligations under the transaction documents. This document cannot be reproduced except in full, without prior written approval of the Company. Any unauthorized alteration, forgery or falsification of the content or appearance of this document is unlawful and offenders may be prosecuted to the fullest extent of the law.

ID: 026

Report No. :TESA2211000528E5

WLAN 802.11ac(80M) 5.8G_Body_Top Edge_CH 155_0mm_Aux

Communication System: WLAN 5G; Frequency: 5775 MHz; Duty cycle= 1:1.163

Medium parameters used: $f = 5775 \text{ MHz}$; $\sigma = 5.33 \text{ S/m}$; $\epsilon_r = 34.774$; $\rho = 1000 \text{ kg/m}^3$

Phantom section: Flat Section

Ambient temperature: 22.2°C; Liquid temperature: 21.8°C

DASY5 Configuration:

- Probe: EX3DV4 - SN7466; ConvF(4.98, 4.98, 4.98) @ 5775 MHz; Calibrated: 2022/1/26
- Sensor-Surface: 2mm (Mechanical Surface Detection)
- Electronics: DAE4 Sn1260; Calibrated: 2022/9/22
- Phantom: ELI
- DASY52 52.10.4(1527); SEMCAD X 14.6.14(7483)

Area Scan (71x121x1): Interpolated grid: dx=10 mm, dy=10 mm

Maximum value of SAR (interpolated) = 1.30 W/kg

Zoom Scan (7x7x12)/Cube 0: Measurement grid: dx=4mm, dy=4mm, dz=2mm

Reference Value = 3.367 V/m; Power Drift = 0.15 dB


Peak SAR (extrapolated) = 2.96 W/kg

SAR(1 g) = 0.617 W/kg; SAR(10 g) = 0.193 W/kg

Smallest distance from peaks to all points 3 dB below = 4.2 mm

Ratio of SAR at M2 to SAR at M1 = 52%

Maximum value of SAR (measured) = 1.25 W/kg



0 dB = 1.25 W/kg = 0.97 dBW/kg

Unless otherwise stated the results shown in this test report refer only to the sample(s) tested and such sample(s) are retained for 90 days only.

除非另有說明，此報告結果僅對測試之樣品負責，同時此樣品僅保留90天。本報告未經本公司書面許可，不可部份複製。

This document is issued by the Company subject to its General Conditions of Service printed overleaf, available on request or accessible at <http://www.sgs.com.tw/Terms-and-Conditions> and for electronic format documents, subject to Terms and Conditions for Electronic Documents at <http://www.sgs.com.tw/Terms-and-Conditions>. Attention is drawn to the limitation of liability, indemnification and jurisdiction issues defined therein. Any holder of this document is advised that information contained hereon reflects the Company's findings at the time of its intervention only and within the limits of Client's instructions, if any. The Company's sole responsibility is to its Client and this document does not exonerate parties to a transaction from exercising all their rights and obligations under the transaction documents. This document cannot be reproduced except in full, without prior written approval of the Company. Any unauthorized alteration, forgery or falsification of the content or appearance of this document is unlawful and offenders may be prosecuted to the fullest extent of the law.

Date: 2022/12/21

ID: 038

Report No. :TESA2211000528E5

WLAN 802.11b_Body_Top Edge_CH 6_0mm_Main

Communication System: WLAN 2.45G; Frequency: 2437 MHz; Duty cycle= 1:1.017

Medium parameters used: $f = 2437$ MHz; $\sigma = 1.835$ S/m; $\epsilon_r = 39.563$; $\rho = 1000$ kg/m³

Phantom section: Flat Section

Ambient temperature: 22.5°C; Liquid temperature: 22.3°C

DASY5 Configuration:

- Probe: EX3DV4 - SN7466; ConvF(8.1, 8.1, 8.1) @ 2437 MHz; Calibrated: 2022/1/26
- Sensor-Surface: 2mm (Mechanical Surface Detection)
- Electronics: DAE4 Sn1260; Calibrated: 2022/9/22
- Phantom: ELI
- DASY52 52.10.4(1527); SEMCAD X 14.6.14(7483)

Area Scan (61x101x1): Interpolated grid: dx=12 mm, dy=12 mm

Maximum value of SAR (interpolated) = 0.832 W/kg

Zoom Scan (7x7x7)/Cube 0: Measurement grid: dx=5mm, dy=5mm, dz=5mm

Reference Value = 2.155 V/m; Power Drift = 0.04 dB

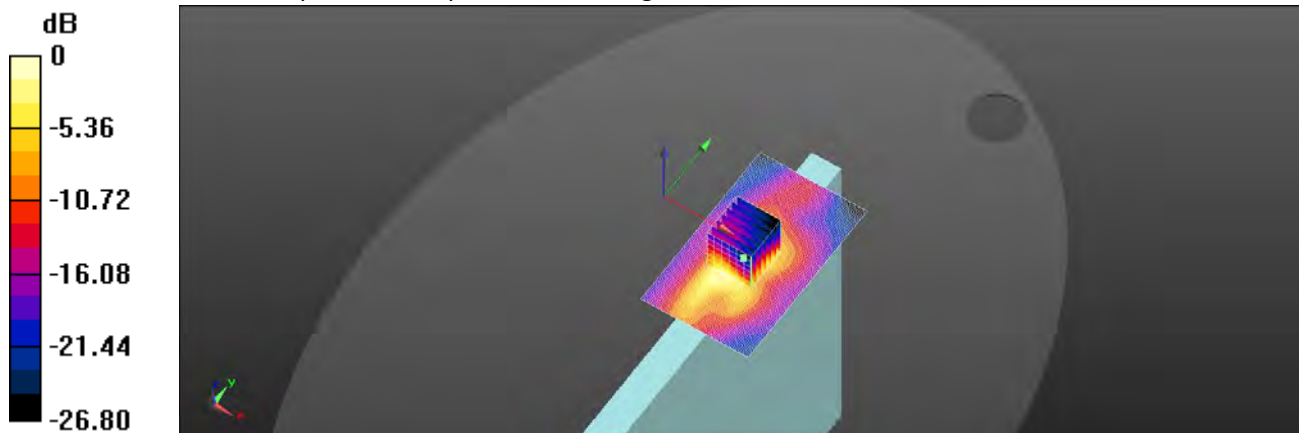
Peak SAR (extrapolated) = 1.17 W/kg

SAR(1 g) = 0.481 W/kg; SAR(10 g) = 0.221 W/kg

Smallest distance from peaks to all points 3 dB below = 6 mm

Ratio of SAR at M2 to SAR at M1 = 47.6%

Maximum value of SAR (measured) = 0.685 W/kg



0 dB = 0.832 W/kg = -0.80 dBW/kg

Unless otherwise stated the results shown in this test report refer only to the sample(s) tested and such sample(s) are retained for 90 days only.

除非另有說明，此報告結果僅對測試之樣品負責，同時此樣品僅保留90天。本報告未經本公司書面許可，不可部份複製。

This document is issued by the Company subject to its General Conditions of Service printed overleaf, available on request or accessible at <http://www.sgs.com.tw/Terms-and-Conditions> and for electronic format documents, subject to Terms and Conditions for Electronic Documents at <http://www.sgs.com.tw/Terms-and-Conditions>. Attention is drawn to the limitation of liability, indemnification and jurisdiction issues defined therein. Any holder of this document is advised that information contained hereon reflects the Company's findings at the time of its intervention only and within the limits of Client's instructions, if any. The Company's sole responsibility is to its Client and this document does not exonerate parties to a transaction from exercising all their rights and obligations under the transaction documents. This document cannot be reproduced except in full, without prior written approval of the Company. Any unauthorized alteration, forgery or falsification of the content or appearance of this document is unlawful and offenders may be prosecuted to the fullest extent of the law.

ID: 039

Report No. :TESA2211000528E5

WLAN 802.11n(40M) 5.2G_Body_Top Edge_CH 38_0mm_Main

Communication System: WLAN 5G; Frequency: 5190 MHz; Duty cycle= 1:1.059

Medium parameters used: $f = 5190 \text{ MHz}$; $\sigma = 4.626 \text{ S/m}$; $\epsilon_r = 36.006$; $\rho = 1000 \text{ kg/m}^3$

Phantom section: Flat Section

Ambient temperature: 22.2°C; Liquid temperature: 21.9°C

DASY5 Configuration:

- Probe: EX3DV4 - SN7466; ConvF(5.44, 5.44, 5.44) @ 5190 MHz; Calibrated: 2022/1/26
- Sensor-Surface: 2mm (Mechanical Surface Detection)
- Electronics: DAE4 Sn1260; Calibrated: 2022/9/22
- Phantom: ELI
- DASY52 52.10.4(1527); SEMCAD X 14.6.14(7483)

Area Scan (71x121x1): Interpolated grid: dx=10 mm, dy=10 mm

Maximum value of SAR (interpolated) = 0.725 W/kg

Zoom Scan (7x7x12)/Cube 0: Measurement grid: dx=4mm, dy=4mm, dz=2mm

Reference Value = 3.632 V/m; Power Drift = 0.06 dB


Peak SAR (extrapolated) = 1.62 W/kg

SAR(1 g) = 0.389 W/kg; SAR(10 g) = 0.124 W/kg

Smallest distance from peaks to all points 3 dB below = 5.6 mm

Ratio of SAR at M2 to SAR at M1 = 58.3%

Maximum value of SAR (measured) = 0.819 W/kg



0 dB = 0.819 W/kg = -0.87 dBW/kg

Unless otherwise stated the results shown in this test report refer only to the sample(s) tested and such sample(s) are retained for 90 days only.

除非另有說明，此報告結果僅對測試之樣品負責，同時此樣品僅保留90天。本報告未經本公司書面許可，不可部份複製。

This document is issued by the Company subject to its General Conditions of Service printed overleaf, available on request or accessible at <http://www.sgs.com.tw/Terms-and-Conditions> and for electronic format documents, subject to Terms and Conditions for Electronic Documents at <http://www.sgs.com.tw/Terms-and-Conditions>. Attention is drawn to the limitation of liability, indemnification and jurisdiction issues defined therein. Any holder of this document is advised that information contained hereon reflects the Company's findings at the time of its intervention only and within the limits of Client's instructions, if any. The Company's sole responsibility is to its Client and this document does not exonerate parties to a transaction from exercising all their rights and obligations under the transaction documents. This document cannot be reproduced except in full, without prior written approval of the Company. Any unauthorized alteration, forgery or falsification of the content or appearance of this document is unlawful and offenders may be prosecuted to the fullest extent of the law.

ID: 040

Report No. : TESA2211000528E5

WLAN 802.11n(40M) 5.3G_Body_Top Edge_CH 54_0mm_Main

Communication System: WLAN 5G; Frequency: 5270 MHz; Duty cycle= 1:1.059

Medium parameters used: $f = 5270 \text{ MHz}$; $\sigma = 4.738 \text{ S/m}$; $\epsilon_r = 35.818$; $\rho = 1000 \text{ kg/m}^3$

Phantom section: Flat Section

Ambient temperature: 22.2°C; Liquid temperature: 21.9°C

DASY5 Configuration:

- Probe: EX3DV4 - SN7466; ConvF(5.44, 5.44, 5.44) @ 5270 MHz; Calibrated: 2022/1/26
- Sensor-Surface: 2mm (Mechanical Surface Detection)
- Electronics: DAE4 Sn1260; Calibrated: 2022/9/22
- Phantom: ELI
- DASY52 52.10.4(1527); SEMCAD X 14.6.14(7483)

Area Scan (71x121x1): Interpolated grid: dx=10 mm, dy=10 mm

Maximum value of SAR (interpolated) = 0.772 W/kg

Zoom Scan (7x7x12)/Cube 0: Measurement grid: dx=4mm, dy=4mm, dz=2mm

Reference Value = 4.092 V/m; Power Drift = 0.04 dB


Peak SAR (extrapolated) = 2.25 W/kg

SAR(1 g) = 0.504 W/kg; SAR(10 g) = 0.153 W/kg

Smallest distance from peaks to all points 3 dB below = 5.6 mm

Ratio of SAR at M2 to SAR at M1 = 55.5%

Maximum value of SAR (measured) = 1.07 W/kg



0 dB = 1.07 W/kg = 0.29 dBW/kg

Unless otherwise stated the results shown in this test report refer only to the sample(s) tested and such sample(s) are retained for 90 days only.

除非另有說明，此報告結果僅對測試之樣品負責，同時此樣品僅保留90天。本報告未經本公司書面許可，不可部份複製。

This document is issued by the Company subject to its General Conditions of Service printed overleaf, available on request or accessible at <http://www.sgs.com.tw/Terms-and-Conditions> and for electronic format documents, subject to Terms and Conditions for Electronic Documents at <http://www.sgs.com.tw/Terms-and-Conditions>. Attention is drawn to the limitation of liability, indemnification and jurisdiction issues defined therein. Any holder of this document is advised that information contained hereon reflects the Company's findings at the time of its intervention only and within the limits of Client's instructions, if any. The Company's sole responsibility is to its Client and this document does not exonerate parties to a transaction from exercising all their rights and obligations under the transaction documents. This document cannot be reproduced except in full, without prior written approval of the Company. Any unauthorized alteration, forgery or falsification of the content or appearance of this document is unlawful and offenders may be prosecuted to the fullest extent of the law.

ID: 041

Report No. :TESA2211000528E5

WLAN 802.11ac(80M) 5.3G_Body_Top Edge_CH 58_0mm_Main

Communication System: WLAN 5G; Frequency: 5290 MHz; Duty cycle= 1:1.163

Medium parameters used: $f = 5290 \text{ MHz}$; $\sigma = 4.764 \text{ S/m}$; $\epsilon_r = 35.706$; $\rho = 1000 \text{ kg/m}^3$

Phantom section: Flat Section

Ambient temperature: 22.2°C; Liquid temperature: 21.9°C

DASY5 Configuration:

- Probe: EX3DV4 - SN7466; ConvF(5.44, 5.44, 5.44) @ 5290 MHz; Calibrated: 2022/1/26
- Sensor-Surface: 2mm (Mechanical Surface Detection)
- Electronics: DAE4 Sn1260; Calibrated: 2022/9/22
- Phantom: ELI
- DASY52 52.10.4(1527); SEMCAD X 14.6.14(7483)

Area Scan (71x121x1): Interpolated grid: dx=10 mm, dy=10 mm

Maximum value of SAR (interpolated) = 0.593 W/kg

Zoom Scan (7x7x12)/Cube 0: Measurement grid: dx=4mm, dy=4mm, dz=2mm

Reference Value = 5.871 V/m; Power Drift = 0.05 dB

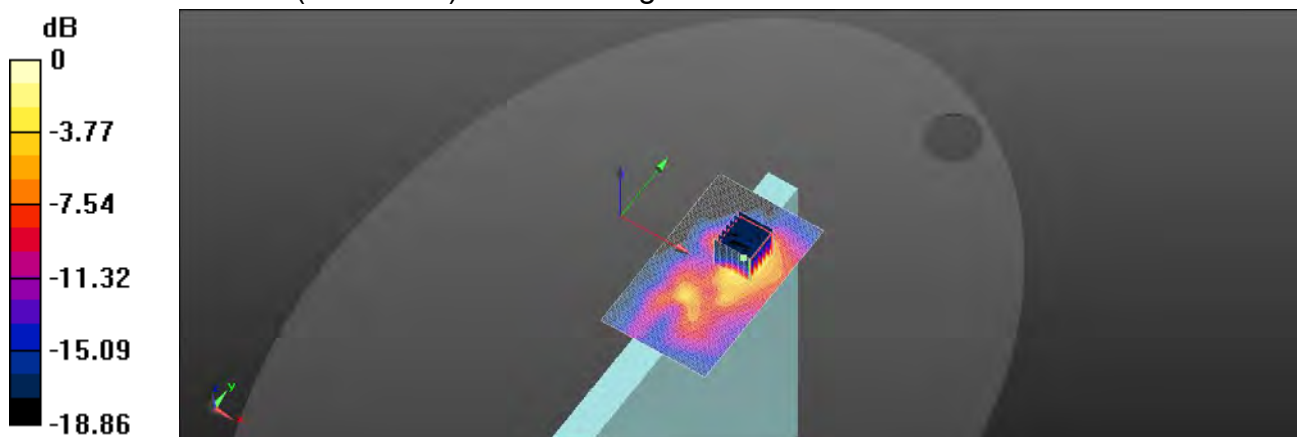
Peak SAR (extrapolated) = 1.37 W/kg

SAR(1 g) = 0.321 W/kg; SAR(10 g) = 0.104 W/kg

Smallest distance from peaks to all points 3 dB below = 5.6 mm

Ratio of SAR at M2 to SAR at M1 = 56.9%

Maximum value of SAR (measured) = 0.681 W/kg



0 dB = 0.681 W/kg = -1.67 dBW/kg

Unless otherwise stated the results shown in this test report refer only to the sample(s) tested and such sample(s) are retained for 90 days only.

除非另有說明，此報告結果僅對測試之樣品負責，同時此樣品僅保留90天。本報告未經本公司書面許可，不可部份複製。

This document is issued by the Company subject to its General Conditions of Service printed overleaf, available on request or accessible at <http://www.sgs.com.tw/Terms-and-Conditions> and for electronic format documents, subject to Terms and Conditions for Electronic Documents at <http://www.sgs.com.tw/Terms-and-Conditions>. Attention is drawn to the limitation of liability, indemnification and jurisdiction issues defined therein. Any holder of this document is advised that information contained hereon reflects the Company's findings at the time of its intervention only and within the limits of Client's instructions, if any. The Company's sole responsibility is to its Client and this document does not exonerate parties to a transaction from exercising all their rights and obligations under the transaction documents. This document cannot be reproduced except in full, without prior written approval of the Company. Any unauthorized alteration, forgery or falsification of the content or appearance of this document is unlawful and offenders may be prosecuted to the fullest extent of the law.

ID: 042

Report No. :TESA2211000528E5

WLAN 802.11ac(80M) 5.6G_Body_Top Edge_CH 106_0mm_Main

Communication System: WLAN 5G; Frequency: 5530 MHz; Duty cycle= 1:1.163

Medium parameters used: $f = 5530 \text{ MHz}$; $\sigma = 5.039 \text{ S/m}$; $\epsilon_r = 35.176$; $\rho = 1000 \text{ kg/m}^3$

Phantom section: Flat Section

Ambient temperature: 22.3°C; Liquid temperature: 22.0°C

DASY5 Configuration:

- Probe: EX3DV4 - SN7466; ConvF(5.05, 5.05, 5.05) @ 5530 MHz; Calibrated: 2022/1/26
- Sensor-Surface: 2mm (Mechanical Surface Detection)
- Electronics: DAE4 Sn1260; Calibrated: 2022/9/22
- Phantom: ELI
- DASY52 52.10.4(1527); SEMCAD X 14.6.14(7483)

Area Scan (71x121x1): Interpolated grid: dx=10 mm, dy=10 mm

Maximum value of SAR (interpolated) = 0.803 W/kg

Zoom Scan (7x7x12)/Cube 0: Measurement grid: dx=4mm, dy=4mm, dz=2mm

Reference Value = 5.429 V/m; Power Drift = 0.12 dB


Peak SAR (extrapolated) = 2.23 W/kg

SAR(1 g) = 0.382 W/kg; SAR(10 g) = 0.142 W/kg

Smallest distance from peaks to all points 3 dB below = 4.3 mm

Ratio of SAR at M2 to SAR at M1 = 59.3%

Maximum value of SAR (measured) = 0.929 W/kg



0 dB = 0.929 W/kg = -0.32 dBW/kg

Unless otherwise stated the results shown in this test report refer only to the sample(s) tested and such sample(s) are retained for 90 days only.

除非另有說明，此報告結果僅對測試之樣品負責，同時此樣品僅保留90天。本報告未經本公司書面許可，不可部份複製。

This document is issued by the Company subject to its General Conditions of Service printed overleaf, available on request or accessible at <http://www.sgs.com.tw/Terms-and-Conditions> and for electronic format documents, subject to Terms and Conditions for Electronic Documents at <http://www.sgs.com.tw/Terms-and-Conditions>. Attention is drawn to the limitation of liability, indemnification and jurisdiction issues defined therein. Any holder of this document is advised that information contained hereon reflects the Company's findings at the time of its intervention only and within the limits of Client's instructions, if any. The Company's sole responsibility is to its Client and this document does not exonerate parties to a transaction from exercising all their rights and obligations under the transaction documents. This document cannot be reproduced except in full, without prior written approval of the Company. Any unauthorized alteration, forgery or falsification of the content or appearance of this document is unlawful and offenders may be prosecuted to the fullest extent of the law.

ID: 043

Report No. :TESA2211000528E5

WLAN 802.11n(40M) 5.8G_Body_Top Edge_CH 159_0mm_Main

Communication System: WLAN 5G; Frequency: 5795 MHz; Duty cycle= 1:1.059

Medium parameters used: $f = 5795 \text{ MHz}$; $\sigma = 5.358 \text{ S/m}$; $\epsilon_r = 34.665$; $\rho = 1000 \text{ kg/m}^3$

Phantom section: Flat Section

Ambient temperature: 22.5°C; Liquid temperature: 22.2°C

DASY5 Configuration:

- Probe: EX3DV4 - SN7466; ConvF(4.98, 4.98, 4.98) @ 5795 MHz; Calibrated: 2022/1/26
- Sensor-Surface: 2mm (Mechanical Surface Detection)
- Electronics: DAE4 Sn1260; Calibrated: 2022/9/22
- Phantom: ELI
- DASY52 52.10.4(1527); SEMCAD X 14.6.14(7483)

Area Scan (71x121x1): Interpolated grid: dx=10 mm, dy=10 mm

Maximum value of SAR (interpolated) = 0.988 W/kg

Zoom Scan (7x7x12)/Cube 0: Measurement grid: dx=4mm, dy=4mm, dz=2mm

Reference Value = 6.189 V/m; Power Drift = 0.08 dB


Peak SAR (extrapolated) = 2.83 W/kg

SAR(1 g) = 0.590 W/kg; SAR(10 g) = 0.186 W/kg

Smallest distance from peaks to all points 3 dB below = 5.3 mm

Ratio of SAR at M2 to SAR at M1 = 51.2%

Maximum value of SAR (measured) = 1.26 W/kg



0 dB = 1.26 W/kg = 1.00 dBW/kg

Unless otherwise stated the results shown in this test report refer only to the sample(s) tested and such sample(s) are retained for 90 days only.

除非另有說明，此報告結果僅對測試之樣品負責，同時此樣品僅保留90天。本報告未經本公司書面許可，不可部份複製。

This document is issued by the Company subject to its General Conditions of Service printed overleaf, available on request or accessible at <http://www.sgs.com.tw/Terms-and-Conditions> and for electronic format documents, subject to Terms and Conditions for Electronic Documents at <http://www.sgs.com.tw/Terms-and-Conditions>. Attention is drawn to the limitation of liability, indemnification and jurisdiction issues defined therein. Any holder of this document is advised that information contained hereon reflects the Company's findings at the time of its intervention only and within the limits of Client's instructions, if any. The Company's sole responsibility is to its Client and this document does not exonerate parties to a transaction from exercising all their rights and obligations under the transaction documents. This document cannot be reproduced except in full, without prior written approval of the Company. Any unauthorized alteration, forgery or falsification of the content or appearance of this document is unlawful and offenders may be prosecuted to the fullest extent of the law.

ID: 044

Report No. : TESA2211000528E5

WLAN 802.11ac(80M) 5.8G_Body_Top Edge_CH 155_0mm_Main

Communication System: WLAN 5G; Frequency: 5775 MHz; Duty cycle= 1:1.163

Medium parameters used: $f = 5775 \text{ MHz}$; $\sigma = 5.336 \text{ S/m}$; $\epsilon_r = 34.684$; $\rho = 1000 \text{ kg/m}^3$

Phantom section: Flat Section

Ambient temperature: 22.5°C; Liquid temperature: 22.2°C

DASY5 Configuration:

- Probe: EX3DV4 - SN7466; ConvF(4.98, 4.98, 4.98) @ 5775 MHz; Calibrated: 2022/1/26
- Sensor-Surface: 2mm (Mechanical Surface Detection)
- Electronics: DAE4 Sn1260; Calibrated: 2022/9/22
- Phantom: ELI
- DASY52 52.10.4(1527); SEMCAD X 14.6.14(7483)

Area Scan (71x121x1): Interpolated grid: dx=10 mm, dy=10 mm

Maximum value of SAR (interpolated) = 1.06 W/kg

Zoom Scan (7x7x12)/Cube 0: Measurement grid: dx=4mm, dy=4mm, dz=2mm

Reference Value = 5.231 V/m; Power Drift = 0.14 dB


Peak SAR (extrapolated) = 2.94 W/kg

SAR(1 g) = 0.624 W/kg; SAR(10 g) = 0.197 W/kg

Smallest distance from peaks to all points 3 dB below = 4.3 mm

Ratio of SAR at M2 to SAR at M1 = 51.4%

Maximum value of SAR (measured) = 1.32 W/kg



0 dB = 1.32 W/kg = 1.21 dBW/kg

Unless otherwise stated the results shown in this test report refer only to the sample(s) tested and such sample(s) are retained for 90 days only.

除非另有說明，此報告結果僅對測試之樣品負責，同時此樣品僅保留90天。本報告未經本公司書面許可，不可部份複製。

This document is issued by the Company subject to its General Conditions of Service printed overleaf, available on request or accessible at <http://www.sgs.com.tw/Terms-and-Conditions> and for electronic format documents, subject to Terms and Conditions for Electronic Documents at <http://www.sgs.com.tw/Terms-and-Conditions>. Attention is drawn to the limitation of liability, indemnification and jurisdiction issues defined therein. Any holder of this document is advised that information contained hereon reflects the Company's findings at the time of its intervention only and within the limits of Client's instructions, if any. The Company's sole responsibility is to its Client and this document does not exonerate parties to a transaction from exercising all their rights and obligations under the transaction documents. This document cannot be reproduced except in full, without prior written approval of the Company. Any unauthorized alteration, forgery or falsification of the content or appearance of this document is unlawful and offenders may be prosecuted to the fullest extent of the law.

ID: 045

Report No. : TESA2211000528E5

WLAN 802.11b_Body_Top Edge_CH 11_0mm_Aux

Communication System: WLAN 2.45G; Frequency: 2462 MHz; Duty cycle= 1:1.017

Medium parameters used: $f = 2462 \text{ MHz}$; $\sigma = 1.862 \text{ S/m}$; $\epsilon_r = 39.474$; $\rho = 1000 \text{ kg/m}^3$

Phantom section: Flat Section

Ambient temperature: 22.5°C; Liquid temperature: 22.3°C

DASY5 Configuration:

- Probe: EX3DV4 - SN7466; ConvF(8.1, 8.1, 8.1) @ 2462 MHz; Calibrated: 2022/1/26
- Sensor-Surface: 2mm (Mechanical Surface Detection)
- Electronics: DAE4 Sn1260; Calibrated: 2022/9/22
- Phantom: ELI
- DASY52 52.10.4(1527); SEMCAD X 14.6.14(7483)

Area Scan (61x101x1): Interpolated grid: dx=12 mm, dy=12 mm

Maximum value of SAR (interpolated) = 1.07 W/kg

Zoom Scan (7x7x7)/Cube 0: Measurement grid: dx=5mm, dy=5mm, dz=5mm

Reference Value = 5.728 V/m; Power Drift = 0.11 dB

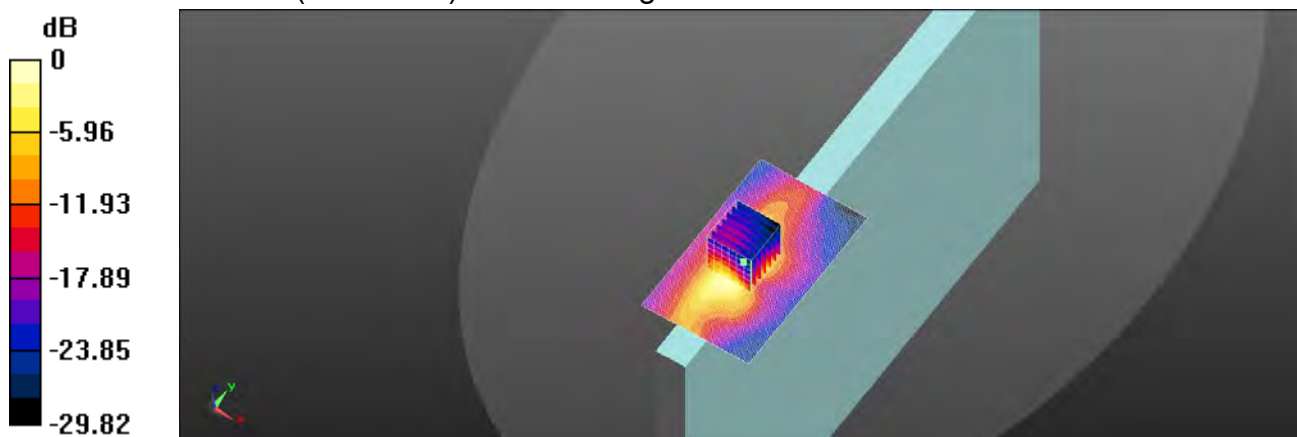
Peak SAR (extrapolated) = 1.41 W/kg

SAR(1 g) = 0.603 W/kg; SAR(10 g) = 0.259 W/kg

Smallest distance from peaks to all points 3 dB below = 6 mm

Ratio of SAR at M2 to SAR at M1 = 46.9%

Maximum value of SAR (measured) = 0.915 W/kg



0 dB = 1.07 W/kg = 0.28 dBW/kg

Unless otherwise stated the results shown in this test report refer only to the sample(s) tested and such sample(s) are retained for 90 days only.

除非另有說明，此報告結果僅對測試之樣品負責，同時此樣品僅保留90天。本報告未經本公司書面許可，不可部份複製。

This document is issued by the Company subject to its General Conditions of Service printed overleaf, available on request or accessible at <http://www.sgs.com.tw/Terms-and-Conditions> and for electronic format documents, subject to Terms and Conditions for Electronic Documents at <http://www.sgs.com.tw/Terms-and-Conditions>. Attention is drawn to the limitation of liability, indemnification and jurisdiction issues defined therein. Any holder of this document is advised that information contained hereon reflects the Company's findings at the time of its intervention only and within the limits of Client's instructions, if any. The Company's sole responsibility is to its Client and this document does not exonerate parties to a transaction from exercising all their rights and obligations under the transaction documents. This document cannot be reproduced except in full, without prior written approval of the Company. Any unauthorized alteration, forgery or falsification of the content or appearance of this document is unlawful and offenders may be prosecuted to the fullest extent of the law.

ID: 046

Report No. : TESA2211000528E5

Bluetooth(GFSK)_Body_Top Edge_CH 78_0mm_Aux

Communication System: Bluetooth; Frequency: 2480 MHz; Duty cycle= 1:1.33

Medium parameters used: $f = 2480 \text{ MHz}$; $\sigma = 1.881 \text{ S/m}$; $\epsilon_r = 39.402$; $\rho = 1000 \text{ kg/m}^3$

Phantom section: Flat Section

Ambient temperature: 22.5°C; Liquid temperature: 22.3°C

DASY5 Configuration:

- Probe: EX3DV4 - SN7466; ConvF(8.1, 8.1, 8.1) @ 2480 MHz; Calibrated: 2022/1/26
- Sensor-Surface: 2mm (Mechanical Surface Detection)
- Electronics: DAE4 Sn1260; Calibrated: 2022/9/22
- Phantom: ELI
- DASY52 52.10.4(1527); SEMCAD X 14.6.14(7483)

Area Scan (61x101x1): Interpolated grid: dx=12 mm, dy=12 mm

Maximum value of SAR (interpolated) = 0.158 W/kg

Zoom Scan (7x7x7)/Cube 0: Measurement grid: dx=5mm, dy=5mm, dz=5mm

Reference Value = 3.261 V/m; Power Drift = 0.15 dB

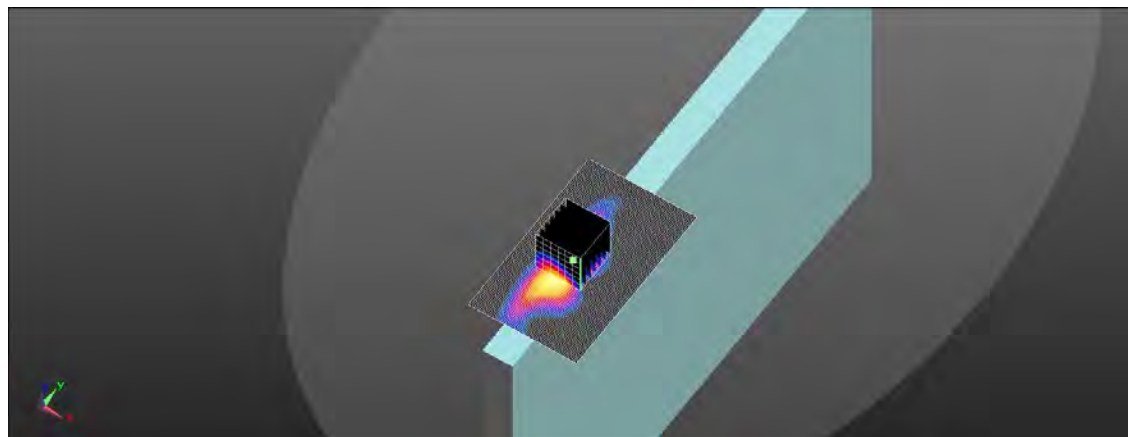
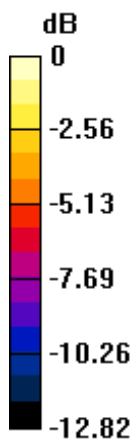
Peak SAR (extrapolated) = 0.210 W/kg

SAR(1 g) = 0.122 W/kg; SAR(10 g) = 0.072 W/kg

Smallest distance from peaks to all points 3 dB below = 6.8 mm

Ratio of SAR at M2 to SAR at M1 = 46.8%

Maximum value of SAR (measured) = 0.134 W/kg



0 dB = 0.134 W/kg = -8.73 dBW/kg

Unless otherwise stated the results shown in this test report refer only to the sample(s) tested and such sample(s) are retained for 90 days only.

除非另有說明，此報告結果僅對測試之樣品負責，同時此樣品僅保留90天。本報告未經本公司書面許可，不可部份複製。

This document is issued by the Company subject to its General Conditions of Service printed overleaf, available on request or accessible at <http://www.sgs.com.tw/Terms-and-Conditions> and for electronic format documents, subject to Terms and Conditions for Electronic Documents at <http://www.sgs.com.tw/Terms-and-Conditions>. Attention is drawn to the limitation of liability, indemnification and jurisdiction issues defined therein. Any holder of this document is advised that information contained hereon reflects the Company's findings at the time of its intervention only and within the limits of Client's instructions, if any. The Company's sole responsibility is to its Client and this document does not exonerate parties to a transaction from exercising all their rights and obligations under the transaction documents. This document cannot be reproduced except in full, without prior written approval of the Company. Any unauthorized alteration, forgery or falsification of the content or appearance of this document is unlawful and offenders may be prosecuted to the fullest extent of the law.

ID: 047

Report No. :TESA2211000528E5

WLAN 802.11n(40M) 5.2G_Body_Top Edge_CH 46_0mm_Aux

Communication System: WLAN 5G; Frequency: 5230 MHz; Duty cycle= 1:1.059

Medium parameters used: $f = 5230 \text{ MHz}$; $\sigma = 4.678 \text{ S/m}$; $\epsilon_r = 35.895$; $\rho = 1000 \text{ kg/m}^3$

Phantom section: Flat Section

Ambient temperature: 22.2°C; Liquid temperature: 21.9°C

DASY5 Configuration:

- Probe: EX3DV4 - SN7466; ConvF(5.44, 5.44, 5.44) @ 5230 MHz; Calibrated: 2022/1/26
- Sensor-Surface: 2mm (Mechanical Surface Detection)
- Electronics: DAE4 Sn1260; Calibrated: 2022/9/22
- Phantom: ELI
- DASY52 52.10.4(1527); SEMCAD X 14.6.14(7483)

Area Scan (71x121x1): Interpolated grid: dx=10 mm, dy=10 mm

Maximum value of SAR (interpolated) = 0.725 W/kg

Zoom Scan (7x7x12)/Cube 0: Measurement grid: dx=4mm, dy=4mm, dz=2mm

Reference Value = 4.597 V/m; Power Drift = 0.06 dB

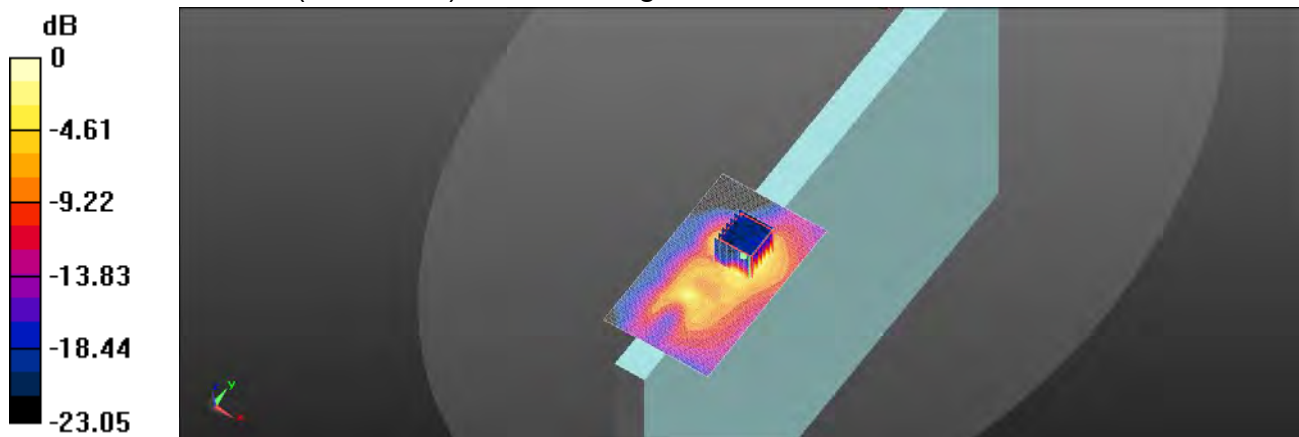
Peak SAR (extrapolated) = 1.60 W/kg

SAR(1 g) = 0.375 W/kg; SAR(10 g) = 0.114 W/kg

Smallest distance from peaks to all points 3 dB below = 5.6 mm

Ratio of SAR at M2 to SAR at M1 = 55%

Maximum value of SAR (measured) = 0.797 W/kg



0 dB = 0.797 W/kg = -0.99 dBW/kg

Unless otherwise stated the results shown in this test report refer only to the sample(s) tested and such sample(s) are retained for 90 days only.

除非另有說明，此報告結果僅對測試之樣品負責，同時此樣品僅保留90天。本報告未經本公司書面許可，不可部份複製。

This document is issued by the Company subject to its General Conditions of Service printed overleaf, available on request or accessible at <http://www.sgs.com.tw/Terms-and-Conditions> and for electronic format documents, subject to Terms and Conditions for Electronic Documents at <http://www.sgs.com.tw/Terms-and-Conditions>. Attention is drawn to the limitation of liability, indemnification and jurisdiction issues defined therein. Any holder of this document is advised that information contained hereon reflects the Company's findings at the time of its intervention only and within the limits of Client's instructions, if any. The Company's sole responsibility is to its Client and this document does not exonerate parties to a transaction from exercising all their rights and obligations under the transaction documents. This document cannot be reproduced except in full, without prior written approval of the Company. Any unauthorized alteration, forgery or falsification of the content or appearance of this document is unlawful and offenders may be prosecuted to the fullest extent of the law.

ID: 048

Report No. :TESA2211000528E5

WLAN 802.11n(40M) 5.3G_Body_Top Edge_CH 62_0mm_Aux

Communication System: WLAN 5G; Frequency: 5310 MHz; Duty cycle= 1:1.059

Medium parameters used: $f = 5310 \text{ MHz}$; $\sigma = 4.784 \text{ S/m}$; $\epsilon_r = 35.661$; $\rho = 1000 \text{ kg/m}^3$

Phantom section: Flat Section

Ambient temperature: 22.2°C; Liquid temperature: 21.9°C

DASY5 Configuration:

- Probe: EX3DV4 - SN7466; ConvF(5.44, 5.44, 5.44) @ 5310 MHz; Calibrated: 2022/1/26
- Sensor-Surface: 2mm (Mechanical Surface Detection)
- Electronics: DAE4 Sn1260; Calibrated: 2022/9/22
- Phantom: ELI
- DASY52 52.10.4(1527); SEMCAD X 14.6.14(7483)

Area Scan (71x121x1): Interpolated grid: dx=10 mm, dy=10 mm

Maximum value of SAR (interpolated) = 0.909 W/kg

Zoom Scan (7x7x12)/Cube 0: Measurement grid: dx=4mm, dy=4mm, dz=2mm

Reference Value = 3.407 V/m; Power Drift = 0.09 dB


Peak SAR (extrapolated) = 1.78 W/kg

SAR(1 g) = 0.429 W/kg; SAR(10 g) = 0.132 W/kg

Smallest distance from peaks to all points 3 dB below = 5.1 mm

Ratio of SAR at M2 to SAR at M1 = 57.4%

Maximum value of SAR (measured) = 0.936 W/kg



0 dB = 0.936 W/kg = -0.29 dBW/kg

Unless otherwise stated the results shown in this test report refer only to the sample(s) tested and such sample(s) are retained for 90 days only.

除非另有說明，此報告結果僅對測試之樣品負責，同時此樣品僅保留90天。本報告未經本公司書面許可，不可部份複製。

This document is issued by the Company subject to its General Conditions of Service printed overleaf, available on request or accessible at <http://www.sgs.com.tw/Terms-and-Conditions> and for electronic format documents, subject to Terms and Conditions for Electronic Documents at <http://www.sgs.com.tw/Terms-and-Conditions>. Attention is drawn to the limitation of liability, indemnification and jurisdiction issues defined therein. Any holder of this document is advised that information contained hereon reflects the Company's findings at the time of its intervention only and within the limits of Client's instructions, if any. The Company's sole responsibility is to its Client and this document does not exonerate parties to a transaction from exercising all their rights and obligations under the transaction documents. This document cannot be reproduced except in full, without prior written approval of the Company. Any unauthorized alteration, forgery or falsification of the content or appearance of this document is unlawful and offenders may be prosecuted to the fullest extent of the law.

ID: 049

Report No. :TESA2211000528E5

WLAN 802.11ac(80M) 5.3G_Body_Top Edge_CH 58_0mm_Aux

Communication System: WLAN 5G; Frequency: 5290 MHz; Duty cycle= 1:1.163

Medium parameters used: $f = 5290 \text{ MHz}$; $\sigma = 4.764 \text{ S/m}$; $\epsilon_r = 35.706$; $\rho = 1000 \text{ kg/m}^3$

Phantom section: Flat Section

Ambient temperature: 22.2°C; Liquid temperature: 21.9°C

DASY5 Configuration:

- Probe: EX3DV4 - SN7466; ConvF(5.44, 5.44, 5.44) @ 5290 MHz; Calibrated: 2022/1/26
- Sensor-Surface: 2mm (Mechanical Surface Detection)
- Electronics: DAE4 Sn1260; Calibrated: 2022/9/22
- Phantom: ELI
- DASY52 52.10.4(1527); SEMCAD X 14.6.14(7483)

Area Scan (71x121x1): Interpolated grid: dx=10 mm, dy=10 mm

Maximum value of SAR (interpolated) = 0.466 W/kg

Zoom Scan (7x7x12)/Cube 0: Measurement grid: dx=4mm, dy=4mm, dz=2mm

Reference Value = 4.022 V/m; Power Drift = 0.09 dB

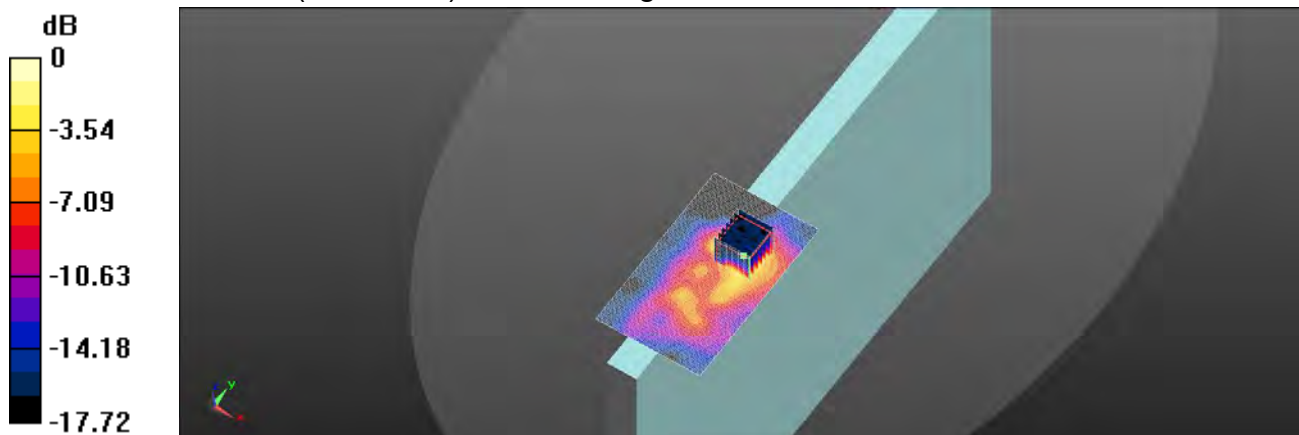
Peak SAR (extrapolated) = 1.50 W/kg

SAR(1 g) = 0.337 W/kg; SAR(10 g) = 0.109 W/kg

Smallest distance from peaks to all points 3 dB below = 4.8 mm

Ratio of SAR at M2 to SAR at M1 = 59.6%

Maximum value of SAR (measured) = 0.672 W/kg



0 dB = 0.672 W/kg = -1.73 dBW/kg

Unless otherwise stated the results shown in this test report refer only to the sample(s) tested and such sample(s) are retained for 90 days only.

除非另有說明，此報告結果僅對測試之樣品負責，同時此樣品僅保留90天。本報告未經本公司書面許可，不可部份複製。

This document is issued by the Company subject to its General Conditions of Service printed overleaf, available on request or accessible at <http://www.sgs.com.tw/Terms-and-Conditions> and for electronic format documents, subject to Terms and Conditions for Electronic Documents at <http://www.sgs.com.tw/Terms-and-Conditions>. Attention is drawn to the limitation of liability, indemnification and jurisdiction issues defined therein. Any holder of this document is advised that information contained hereon reflects the Company's findings at the time of its intervention only and within the limits of Client's instructions, if any. The Company's sole responsibility is to its Client and this document does not exonerate parties to a transaction from exercising all their rights and obligations under the transaction documents. This document cannot be reproduced except in full, without prior written approval of the Company. Any unauthorized alteration, forgery or falsification of the content or appearance of this document is unlawful and offenders may be prosecuted to the fullest extent of the law.

ID: 050

Report No. :TESA2211000528E5

WLAN 802.11ac(80M) 5.6G_Body_Top Edge_CH 138_0mm_Aux

Communication System: WLAN 5G; Frequency: 5690 MHz; Duty cycle= 1:1.163

Medium parameters used: $f = 5690 \text{ MHz}$; $\sigma = 5.233 \text{ S/m}$; $\epsilon_r = 34.831$; $\rho = 1000 \text{ kg/m}^3$

Phantom section: Flat Section

Ambient temperature: 22.3°C; Liquid temperature: 22.0°C

DASY5 Configuration:

- Probe: EX3DV4 - SN7466; ConvF(4.98, 4.98, 4.98) @ 5690 MHz; Calibrated: 2022/1/26
- Sensor-Surface: 2mm (Mechanical Surface Detection)
- Electronics: DAE4 Sn1260; Calibrated: 2022/9/22
- Phantom: ELI
- DASY52 52.10.4(1527); SEMCAD X 14.6.14(7483)

Area Scan (71x121x1): Interpolated grid: dx=10 mm, dy=10 mm

Maximum value of SAR (interpolated) = 1.27 W/kg

Zoom Scan (7x7x12)/Cube 0: Measurement grid: dx=4mm, dy=4mm, dz=2mm

Reference Value = 4.211 V/m; Power Drift = 0.03 dB

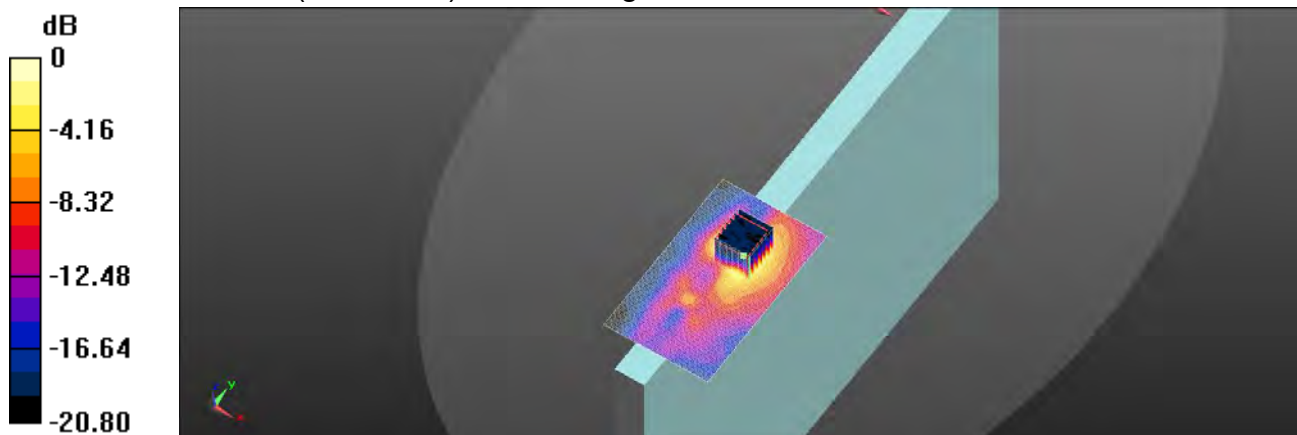
Peak SAR (extrapolated) = 2.99 W/kg

SAR(1 g) = 0.609 W/kg; SAR(10 g) = 0.196 W/kg

Smallest distance from peaks to all points 3 dB below = 4.6 mm

Ratio of SAR at M2 to SAR at M1 = 57.1%

Maximum value of SAR (measured) = 1.21 W/kg



0 dB = 1.21 W/kg = 0.83 dBW/kg

Unless otherwise stated the results shown in this test report refer only to the sample(s) tested and such sample(s) are retained for 90 days only.

除非另有說明，此報告結果僅對測試之樣品負責，同時此樣品僅保留90天。本報告未經本公司書面許可，不可部份複製。

This document is issued by the Company subject to its General Conditions of Service printed overleaf, available on request or accessible at <http://www.sgs.com.tw/Terms-and-Conditions> and for electronic format documents, subject to Terms and Conditions for Electronic Documents at <http://www.sgs.com.tw/Terms-and-Conditions>. Attention is drawn to the limitation of liability, indemnification and jurisdiction issues defined therein. Any holder of this document is advised that information contained hereon reflects the Company's findings at the time of its intervention only and within the limits of Client's instructions, if any. The Company's sole responsibility is to its Client and this document does not exonerate parties to a transaction from exercising all their rights and obligations under the transaction documents. This document cannot be reproduced except in full, without prior written approval of the Company. Any unauthorized alteration, forgery or falsification of the content or appearance of this document is unlawful and offenders may be prosecuted to the fullest extent of the law.

ID: 051

Report No. :TESA2211000528E5

WLAN 802.11n(40M) 5.8G_Body_Top Edge_CH 159_0mm_Aux

Communication System: WLAN 5G; Frequency: 5795 MHz; Duty cycle= 1:1.059

Medium parameters used: $f = 5795 \text{ MHz}$; $\sigma = 5.358 \text{ S/m}$; $\epsilon_r = 34.665$; $\rho = 1000 \text{ kg/m}^3$

Phantom section: Flat Section

Ambient temperature: 22.5°C; Liquid temperature: 22.2°C

DASY5 Configuration:

- Probe: EX3DV4 - SN7466; ConvF(4.98, 4.98, 4.98) @ 5795 MHz; Calibrated: 2022/1/26
- Sensor-Surface: 2mm (Mechanical Surface Detection)
- Electronics: DAE4 Sn1260; Calibrated: 2022/9/22
- Phantom: ELI
- DASY52 52.10.4(1527); SEMCAD X 14.6.14(7483)

Area Scan (71x121x1): Interpolated grid: dx=10 mm, dy=10 mm

Maximum value of SAR (interpolated) = 1.11 W/kg

Zoom Scan (7x7x12)/Cube 0: Measurement grid: dx=4mm, dy=4mm, dz=2mm

Reference Value = 5.957 V/m; Power Drift = 0.14 dB


Peak SAR (extrapolated) = 2.36 W/kg

SAR(1 g) = 0.519 W/kg; SAR(10 g) = 0.176 W/kg

Smallest distance from peaks to all points 3 dB below = 4.2 mm

Ratio of SAR at M2 to SAR at M1 = 52.6%

Maximum value of SAR (measured) = 1.13 W/kg



0 dB = 1.13 W/kg = 0.53 dBW/kg

Unless otherwise stated the results shown in this test report refer only to the sample(s) tested and such sample(s) are retained for 90 days only.

除非另有說明，此報告結果僅對測試之樣品負責，同時此樣品僅保留90天。本報告未經本公司書面許可，不可部份複製。

This document is issued by the Company subject to its General Conditions of Service printed overleaf, available on request or accessible at <http://www.sgs.com.tw/Terms-and-Conditions> and for electronic format documents, subject to Terms and Conditions for Electronic Documents at <http://www.sgs.com.tw/Terms-and-Conditions>. Attention is drawn to the limitation of liability, indemnification and jurisdiction issues defined therein. Any holder of this document is advised that information contained hereon reflects the Company's findings at the time of its intervention only and within the limits of Client's instructions, if any. The Company's sole responsibility is to its Client and this document does not exonerate parties to a transaction from exercising all their rights and obligations under the transaction documents. This document cannot be reproduced except in full, without prior written approval of the Company. Any unauthorized alteration, forgery or falsification of the content or appearance of this document is unlawful and offenders may be prosecuted to the fullest extent of the law.

ID: 052

Report No. :TESA2211000528E5

WLAN 802.11ac(80M) 5.8G_Body_Top Edge_CH 155_0mm_Aux

Communication System: WLAN 5G; Frequency: 5775 MHz; Duty cycle= 1:1.163

Medium parameters used: $f = 5775 \text{ MHz}$; $\sigma = 5.336 \text{ S/m}$; $\epsilon_r = 34.684$; $\rho = 1000 \text{ kg/m}^3$

Phantom section: Flat Section

Ambient temperature: 22.5°C; Liquid temperature: 22.2°C

DASY5 Configuration:

- Probe: EX3DV4 - SN7466; ConvF(4.98, 4.98, 4.98) @ 5775 MHz; Calibrated: 2022/1/26
- Sensor-Surface: 2mm (Mechanical Surface Detection)
- Electronics: DAE4 Sn1260; Calibrated: 2022/9/22
- Phantom: ELI
- DASY52 52.10.4(1527); SEMCAD X 14.6.14(7483)

Area Scan (71x121x1): Interpolated grid: dx=10 mm, dy=10 mm

Maximum value of SAR (interpolated) = 1.15 W/kg

Zoom Scan (7x7x12)/Cube 0: Measurement grid: dx=4mm, dy=4mm, dz=2mm

Reference Value = 5.048 V/m; Power Drift = 0.08 dB

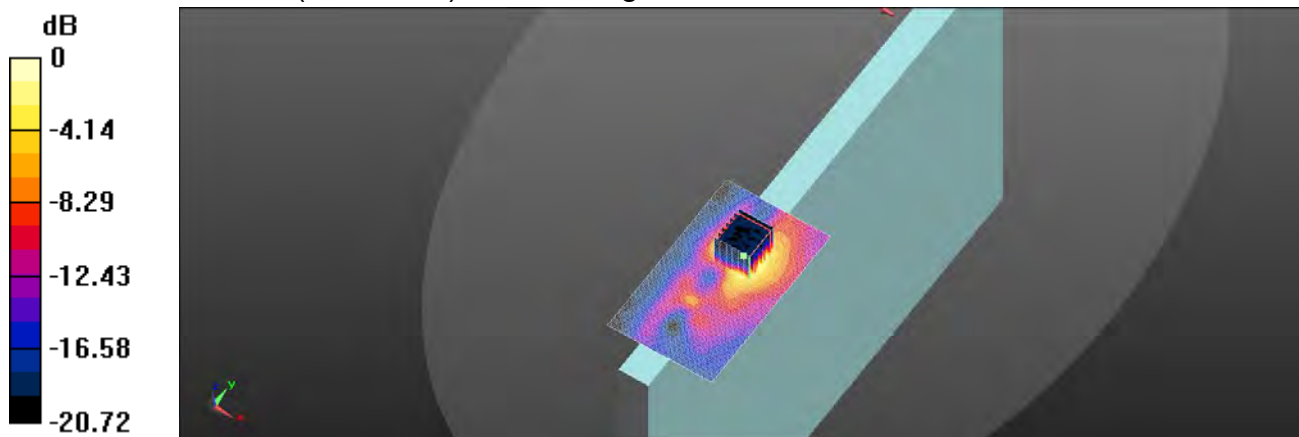
Peak SAR (extrapolated) = 2.49 W/kg

SAR(1 g) = 0.545 W/kg; SAR(10 g) = 0.181 W/kg

Smallest distance from peaks to all points 3 dB below = 4.9 mm

Ratio of SAR at M2 to SAR at M1 = 52.6%

Maximum value of SAR (measured) = 1.19 W/kg



0 dB = 1.19 W/kg = 0.76 dBW/kg

Unless otherwise stated the results shown in this test report refer only to the sample(s) tested and such sample(s) are retained for 90 days only.

除非另有說明，此報告結果僅對測試之樣品負責，同時此樣品僅保留90天。本報告未經本公司書面許可，不可部份複製。

This document is issued by the Company subject to its General Conditions of Service printed overleaf, available on request or accessible at <http://www.sgs.com.tw/Terms-and-Conditions> and for electronic format documents, subject to Terms and Conditions for Electronic Documents at <http://www.sgs.com.tw/Terms-and-Conditions>. Attention is drawn to the limitation of liability, indemnification and jurisdiction issues defined therein. Any holder of this document is advised that information contained hereon reflects the Company's findings at the time of its intervention only and within the limits of Client's instructions, if any. The Company's sole responsibility is to its Client and this document does not exonerate parties to a transaction from exercising all their rights and obligations under the transaction documents. This document cannot be reproduced except in full, without prior written approval of the Company. Any unauthorized alteration, forgery or falsification of the content or appearance of this document is unlawful and offenders may be prosecuted to the fullest extent of the law.

ID: 053

Report No. :TESA2211000528E5

Measurement Report for, Body, Top Edge, U-NII-5, Main
IEEE 802.11ax (160MHz, MCS0, 90pc duty cycle), Channel 47 (6185.0 MHz)

Ambient temperature: 22.4°C; Liquid temperature: 22.1°C

Exposure Conditions

Phantom Section, TSL	Position, Test Distance [mm]	Conversion Factor	TSL Conductivity [S/m]	TSL Permittivity
Flat, HSL	Top Edge, 0.00	5.65	5.806	34.282

Hardware Setup

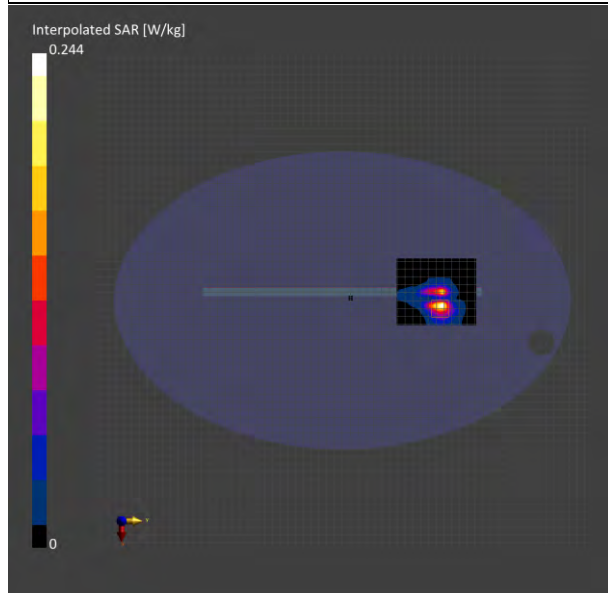
Phantom	Probe, Calibration Date	DAE, Calibration Date
ELI	EX3DV4 - SN7466, 2022-01-26	DAE4 Sn1260, 2022-09-22

Scans Setup

	Area Scan	Zoom Scan
Grid Extents [mm]	85.0 x 102.0	22.0 x 22.0 x 22.0
Grid Steps [mm]	8.5 x 8.5	3.4 x 3.4 x 1.2
Sensor Surface [mm]	3.0	1.4

Measurement Results

	Area Scan	Zoom Scan
Date	2022-12-20	2022-12-20
psSAR1g [W/kg]	0.158	0.168
psSAR8g [W/kg]	0.056	0.058
psSAR10g [W/kg]	0.049	0.053
psPDab (4.0cm ² , sq) [W/m ²]		1.16
Power Drift [dB]	0.13	-0.13
M2/M1 [%]		59.4
Dist 3dB Peak [mm]		4.1



Unless otherwise stated the results shown in this test report refer only to the sample(s) tested and such sample(s) are retained for 90 days only.

除非另有說明，此報告結果僅對測試之樣品負責，同時此樣品僅保留90天。本報告未經本公司書面許可，不可部份複製。

This document is issued by the Company subject to its General Conditions of Service printed overleaf, available on request or accessible at <http://www.sgs.com.tw/Terms-and-Conditions> and for electronic format documents, subject to Terms and Conditions for Electronic Documents at <http://www.sgs.com.tw/Terms-and-Conditions>. Attention is drawn to the limitation of liability, indemnification and jurisdiction issues defined therein. Any holder of this document is advised that information contained hereon reflects the Company's findings at the time of its intervention only and within the limits of Client's instructions, if any. The Company's sole responsibility is to its Client and this document does not exonerate parties to a transaction from exercising all their rights and obligations under the transaction documents. This document cannot be reproduced except in full, without prior written approval of the Company. Any unauthorized alteration, forgery or falsification of the content or appearance of this document is unlawful and offenders may be prosecuted to the fullest extent of the law.

ID: 054

Report No. :TESA2211000528E5

Measurement Report for, Body, Top Edge, U-NII-6, Main
IEEE 802.11ax (160MHz, MCS0, 90pc duty cycle), Channel 111 (6505.0 MHz)

Ambient temperature: 22.4°C; Liquid temperature: 22.1°C

Exposure Conditions

Phantom Section, TSL	Position, Test Distance [mm]	Conversion Factor	TSL Conductivity [S/m]	TSL Permittivity
Flat, HSL	Top Edge, 0.00	5.65	6.201	33.878

Hardware Setup

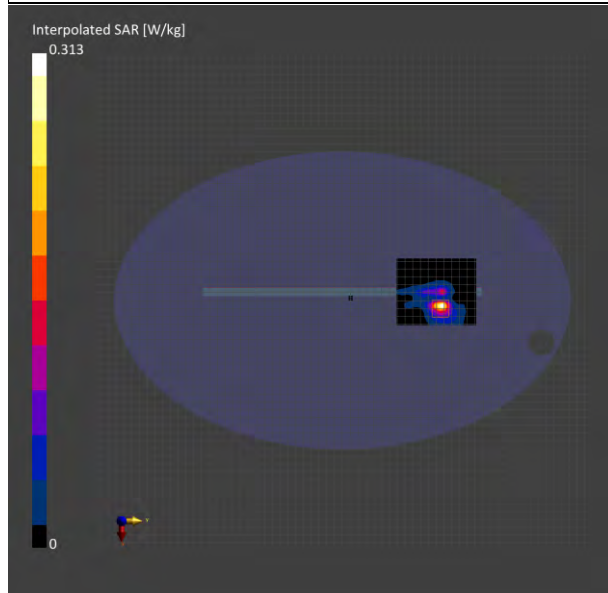
Phantom	Probe, Calibration Date	DAE, Calibration Date
ELI	EX3DV4 - SN7466, 2022-01-26	DAE4 Sn1260, 2022-09-22

Scans Setup

	Area Scan	Zoom Scan
Grid Extents [mm]	85.0 x 102.0	22.0 x 22.0 x 22.0
Grid Steps [mm]	8.5 x 8.5	3.4 x 3.4 x 1.4
Sensor Surface [mm]	3.0	1.4

Measurement Results

	Area Scan	Zoom Scan
Date	2022-12-20	2022-12-20
psSAR1g [W/kg]	0.204	0.226
psSAR8g [W/kg]	0.069	0.071
psSAR10g [W/kg]	0.060	0.061
psPDab (4.0cm2, sq) [W/m2]		1.42
Power Drift [dB]	0.04	-0.03
M2/M1 [%]		51.4
Dist 3dB Peak [mm]		4.8



Unless otherwise stated the results shown in this test report refer only to the sample(s) tested and such sample(s) are retained for 90 days only.

除非另有說明，此報告結果僅對測試之樣品負責，同時此樣品僅保留90天。本報告未經本公司書面許可，不可部份複製。

This document is issued by the Company subject to its General Conditions of Service printed overleaf, available on request or accessible at <http://www.sgs.com.tw/Terms-and-Conditions> and for electronic format documents, subject to Terms and Conditions for Electronic Documents at <http://www.sgs.com.tw/Terms-and-Conditions>. Attention is drawn to the limitation of liability, indemnification and jurisdiction issues defined therein. Any holder of this document is advised that information contained hereon reflects the Company's findings at the time of its intervention only and within the limits of Client's instructions, if any. The Company's sole responsibility is to its Client and this document does not exonerate parties to a transaction from exercising all their rights and obligations under the transaction documents. This document cannot be reproduced except in full, without prior written approval of the Company. Any unauthorized alteration, forgery or falsification of the content or appearance of this document is unlawful and offenders may be prosecuted to the fullest extent of the law.

ID: 055

Report No. :TESA2211000528E5

Measurement Report for, Body, Top Edge, U-NII-7, Main
IEEE 802.11ax (160MHz, MCS0, 90pc duty cycle), Channel 143 (6665.0 MHz)

Ambient temperature: 22.4°C; Liquid temperature: 22.1°C

Exposure Conditions

Phantom Section, TSL	Position, Test Distance [mm]	Conversion Factor	TSL Conductivity [S/m]	TSL Permittivity
Flat, HSL	Top Edge, 0.00	5.65	6.394	33.681

Hardware Setup

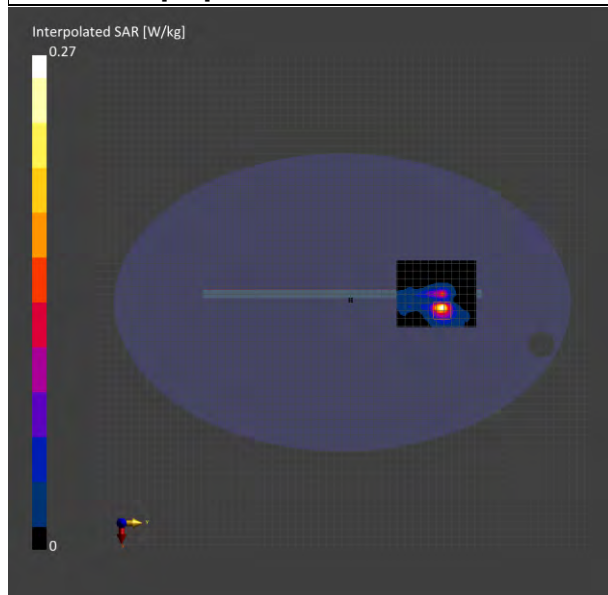
Phantom	Probe, Calibration Date	DAE, Calibration Date
ELI	EX3DV4 - SN7466, 2022-01-26	DAE4 Sn1260, 2022-09-22

Scans Setup

	Area Scan	Zoom Scan
Grid Extents [mm]	85.0 x 102.0	22.0 x 22.0 x 22.0
Grid Steps [mm]	8.5 x 8.5	3.4 x 3.4 x 1.4
Sensor Surface [mm]	3.0	1.4

Measurement Results

	Area Scan	Zoom Scan
Date	2022-12-20	2022-12-20
psSAR1g [W/kg]	0.179	0.192
psSAR8g [W/kg]	0.060	0.061
psSAR10g [W/kg]	0.053	0.053
psPDab (4.0cm2, sq) [W/m2]		1.22
Power Drift [dB]	0.09	-0.06
M2/M1 [%]		50.6
Dist 3dB Peak [mm]		4.1



Unless otherwise stated the results shown in this test report refer only to the sample(s) tested and such sample(s) are retained for 90 days only.

除非另有說明，此報告結果僅對測試之樣品負責，同時此樣品僅保留90天。本報告未經本公司書面許可，不可部份複製。

This document is issued by the Company subject to its General Conditions of Service printed overleaf, available on request or accessible at <http://www.sgs.com.tw/Terms-and-Conditions> and for electronic format documents, subject to Terms and Conditions for Electronic Documents at <http://www.sgs.com.tw/Terms-and-Conditions>. Attention is drawn to the limitation of liability, indemnification and jurisdiction issues defined therein. Any holder of this document is advised that information contained hereon reflects the Company's findings at the time of its intervention only and within the limits of Client's instructions, if any. The Company's sole responsibility is to its Client and this document does not exonerate parties to a transaction from exercising all their rights and obligations under the transaction documents. This document cannot be reproduced except in full, without prior written approval of the Company. Any unauthorized alteration, forgery or falsification of the content or appearance of this document is unlawful and offenders may be prosecuted to the fullest extent of the law.

ID: 056

Report No. :TESA2211000528E5

Measurement Report for, Body, Top Edge, U-NII-8, Main
IEEE 802.11ax (160MHz, MCS0, 90pc duty cycle), Channel 207 (6985.0 MHz)

Ambient temperature: 22.5°C; Liquid temperature: 22.3°C

Exposure Conditions

Phantom Section, TSL	Position, Test Distance [mm]	Conversion Factor	TSL Conductivity [S/m]	TSL Permittivity
Flat, HSL	Top Edge, 0.00	5.85	6.78	33.287

Hardware Setup

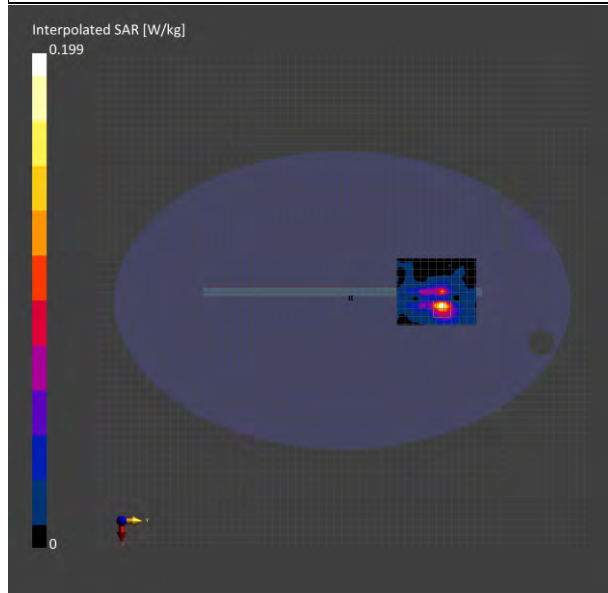
Phantom	Probe, Calibration Date	DAE, Calibration Date
ELI	EX3DV4 - SN7466, 2022-01-26	DAE4 Sn1260, 2022-09-22

Scans Setup

	Area Scan	Zoom Scan
Grid Extents [mm]	85.0 x 102.0	22.0 x 22.0 x 22.0
Grid Steps [mm]	8.5 x 8.5	3.4 x 3.4 x 1.4
Sensor Surface [mm]	3.0	1.4

Measurement Results

	Area Scan	Zoom Scan
Date	2022-12-20	2022-12-20
psSAR1g [W/kg]	0.141	0.141
psSAR8g [W/kg]	0.049	0.044
psSAR10g [W/kg]	0.043	0.039
psPDab (4.0cm2, sq) [W/m2]		0.888
Power Drift [dB]	0.08	-0.15
M2/M1 [%]		47.2
Dist 3dB Peak [mm]		3.4



Unless otherwise stated the results shown in this test report refer only to the sample(s) tested and such sample(s) are retained for 90 days only.

除非另有說明，此報告結果僅對測試之樣品負責，同時此樣品僅保留90天。本報告未經本公司書面許可，不可部份複製。

This document is issued by the Company subject to its General Conditions of Service printed overleaf, available on request or accessible at <http://www.sgs.com.tw/Terms-and-Conditions> and for electronic format documents, subject to Terms and Conditions for Electronic Documents at <http://www.sgs.com.tw/Terms-and-Conditions>. Attention is drawn to the limitation of liability, indemnification and jurisdiction issues defined therein. Any holder of this document is advised that information contained hereon reflects the Company's findings at the time of its intervention only and within the limits of Client's instructions, if any. The Company's sole responsibility is to its Client and this document does not exonerate parties to a transaction from exercising all their rights and obligations under the transaction documents. This document cannot be reproduced except in full, without prior written approval of the Company. Any unauthorized alteration, forgery or falsification of the content or appearance of this document is unlawful and offenders may be prosecuted to the fullest extent of the law.

ID: 057

Report No. :TESA2211000528E5

Measurement Report for, Body, Top Edge, U-NII-5, Aux

IEEE 802.11ax (160MHz, MCS0, 90pc duty cycle), Channel 79 (6345.0 MHz)

Ambient temperature: 22.4°C; Liquid temperature: 22.1°C

Exposure Conditions

Phantom Section, TSL	Position, Test Distance [mm]	Conversion Factor	TSL Conductivity [S/m]	TSL Permittivity
Flat, HSL	Top Edge, 0.00	5.65	6.002	34.084

Hardware Setup

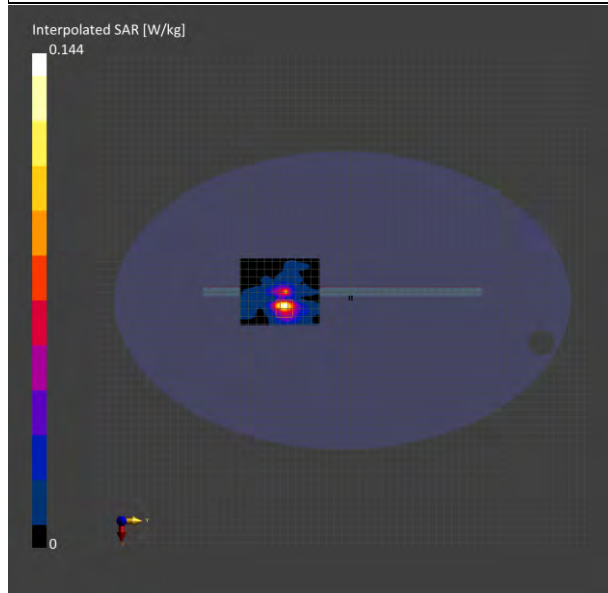
Phantom	Probe, Calibration Date	DAE, Calibration Date
ELI	EX3DV4 - SN7466, 2022-01-26	DAE4 Sn1260, 2022-09-22

Scans Setup

	Area Scan	Zoom Scan
Grid Extents [mm]	85.0 x 102.0	22.0 x 22.0 x 22.0
Grid Steps [mm]	8.5 x 8.5	3.4 x 3.4 x 1.4
Sensor Surface [mm]	3.0	1.4

Measurement Results

	Area Scan	Zoom Scan
Date	2022-12-20	2022-12-20
psSAR1g [W/kg]	0.098	0.108
psSAR8g [W/kg]	0.035	0.034
psSAR10g [W/kg]	0.031	0.030
psPDab (4.0cm2, sq) [W/m2]		0.681
Power Drift [dB]	-0.06	-0.12
M2/M1 [%]		51.2
Dist 3dB Peak [mm]		4.8



Unless otherwise stated the results shown in this test report refer only to the sample(s) tested and such sample(s) are retained for 90 days only.

除非另有說明，此報告結果僅對測試之樣品負責，同時此樣品僅保留90天。本報告未經本公司書面許可，不可部份複製。

This document is issued by the Company subject to its General Conditions of Service printed overleaf, available on request or accessible at <http://www.sgs.com.tw/Terms-and-Conditions> and for electronic format documents, subject to Terms and Conditions for Electronic Documents at <http://www.sgs.com.tw/Terms-and-Conditions>. Attention is drawn to the limitation of liability, indemnification and jurisdiction issues defined therein. Any holder of this document is advised that information contained hereon reflects the Company's findings at the time of its intervention only and within the limits of Client's instructions, if any. The Company's sole responsibility is to its Client and this document does not exonerate parties to a transaction from exercising all their rights and obligations under the transaction documents. This document cannot be reproduced except in full, without prior written approval of the Company. Any unauthorized alteration, forgery or falsification of the content or appearance of this document is unlawful and offenders may be prosecuted to the fullest extent of the law.

ID: 058

Report No. :TESA2211000528E5

Measurement Report for, Body, Top Edge, U-NII-6, Aux

IEEE 802.11ax (160MHz, MCS0, 90pc duty cycle), Channel 111 (6505.0 MHz)

Ambient temperature: 22.4°C; Liquid temperature: 22.1°C

Exposure Conditions

Phantom Section, TSL	Position, Test Distance [mm]	Conversion Factor	TSL Conductivity [S/m]	TSL Permittivity
Flat, HSL	Top Edge, 0.00	5.65	6.201	33.878

Hardware Setup

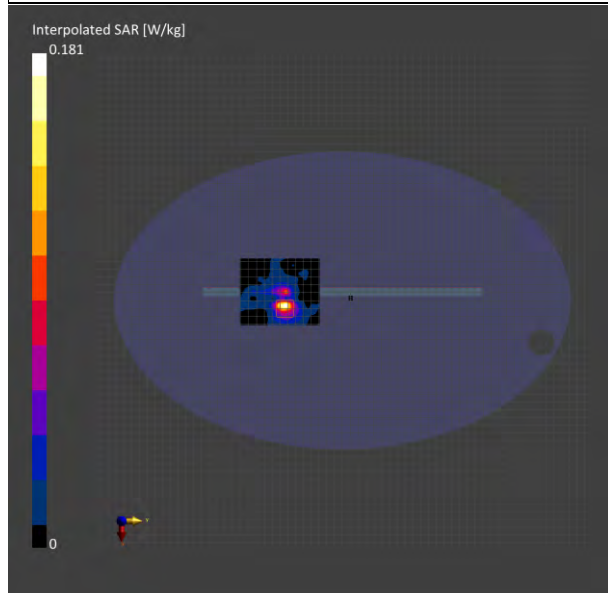
Phantom	Probe, Calibration Date	DAE, Calibration Date
ELI	EX3DV4 - SN7466, 2022-01-26	DAE4 Sn1260, 2022-09-22

Scans Setup

	Area Scan	Zoom Scan
Grid Extents [mm]	85.0 x 102.0	22.0 x 22.0 x 22.0
Grid Steps [mm]	8.5 x 8.5	3.4 x 3.4 x 1.4
Sensor Surface [mm]	3.0	1.4

Measurement Results

	Area Scan	Zoom Scan
Date	2022-12-20	2022-12-20
psSAR1g [W/kg]	0.123	0.137
psSAR8g [W/kg]	0.043	0.044
psSAR10g [W/kg]	0.038	0.039
psPDab (4.0cm2, sq) [W/m2]		0.890
Power Drift [dB]	-0.08	-0.05
M2/M1 [%]		51.1
Dist 3dB Peak [mm]		4.8



Unless otherwise stated the results shown in this test report refer only to the sample(s) tested and such sample(s) are retained for 90 days only.

除非另有說明，此報告結果僅對測試之樣品負責，同時此樣品僅保留90天。本報告未經本公司書面許可，不可部份複製。

This document is issued by the Company subject to its General Conditions of Service printed overleaf, available on request or accessible at <http://www.sgs.com.tw/Terms-and-Conditions> and for electronic format documents, subject to Terms and Conditions for Electronic Documents at <http://www.sgs.com.tw/Terms-and-Conditions>. Attention is drawn to the limitation of liability, indemnification and jurisdiction issues defined therein. Any holder of this document is advised that information contained hereon reflects the Company's findings at the time of its intervention only and within the limits of Client's instructions, if any. The Company's sole responsibility is to its Client and this document does not exonerate parties to a transaction from exercising all their rights and obligations under the transaction documents. This document cannot be reproduced except in full, without prior written approval of the Company. Any unauthorized alteration, forgery or falsification of the content or appearance of this document is unlawful and offenders may be prosecuted to the fullest extent of the law.

ID: 059

Report No. :TESA2211000528E5

Measurement Report for, Body, Top Edge, U-NII-7, Aux

IEEE 802.11ax (160MHz, MCS0, 90pc duty cycle), Channel 143 (6665.0 MHz)

Ambient temperature: 22.4°C; Liquid temperature: 22.1°C

Exposure Conditions

Phantom Section, TSL	Position, Test Distance [mm]	Conversion Factor	TSL Conductivity [S/m]	TSL Permittivity
Flat, HSL	Top Edge, 0.00	5.65	6.394	33.681

Hardware Setup

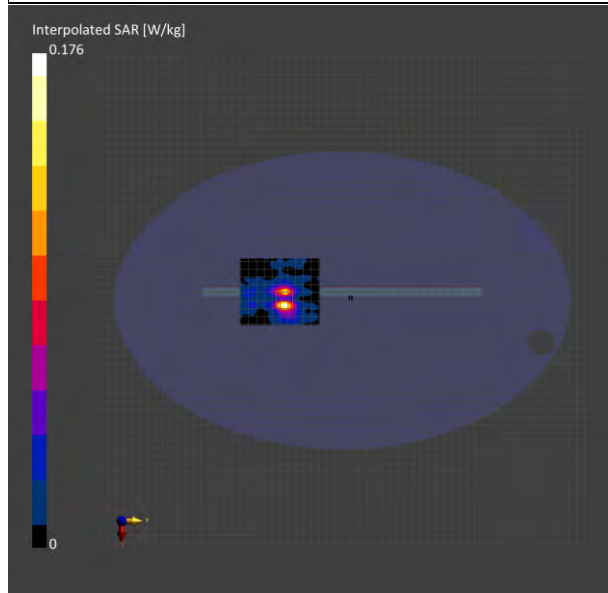
Phantom	Probe, Calibration Date	DAE, Calibration Date
ELI	EX3DV4 - SN7466, 2022-01-26	DAE4 Sn1260, 2022-09-22

Scans Setup

	Area Scan	Zoom Scan
Grid Extents [mm]	85.0 x 102.0	22.0 x 22.0 x 22.0
Grid Steps [mm]	8.5 x 8.5	3.4 x 3.4 x 1.4
Sensor Surface [mm]	3.0	1.4

Measurement Results

	Area Scan	Zoom Scan
Date	2022-12-20	2022-12-20
psSAR1g [W/kg]	0.120	0.128
psSAR8g [W/kg]	0.040	0.042
psSAR10g [W/kg]	0.037	0.038
psPDab (4.0cm2, sq) [W/m2]		0.837
Power Drift [dB]	-0.01	-0.04
M2/M1 [%]		46.5
Dist 3dB Peak [mm]		3.8



Unless otherwise stated the results shown in this test report refer only to the sample(s) tested and such sample(s) are retained for 90 days only.

除非另有說明，此報告結果僅對測試之樣品負責，同時此樣品僅保留90天。本報告未經本公司書面許可，不可部份複製。

This document is issued by the Company subject to its General Conditions of Service printed overleaf, available on request or accessible at <http://www.sgs.com.tw/Terms-and-Conditions> and for electronic format documents, subject to Terms and Conditions for Electronic Documents at <http://www.sgs.com.tw/Terms-and-Conditions>. Attention is drawn to the limitation of liability, indemnification and jurisdiction issues defined therein. Any holder of this document is advised that information contained hereon reflects the Company's findings at the time of its intervention only and within the limits of Client's instructions, if any. The Company's sole responsibility is to its Client and this document does not exonerate parties to a transaction from exercising all their rights and obligations under the transaction documents. This document cannot be reproduced except in full, without prior written approval of the Company. Any unauthorized alteration, forgery or falsification of the content or appearance of this document is unlawful and offenders may be prosecuted to the fullest extent of the law.

ID: 060

Report No. :TESA2211000528E5

Measurement Report for, Body, Top Edge, U-NII-8, Aux

IEEE 802.11ax (160MHz, MCS0, 90pc duty cycle), Channel 207 (6985.0 MHz)

Ambient temperature: 22.5°C; Liquid temperature: 22.3°C

Exposure Conditions

Phantom Section, TSL	Position, Test Distance [mm]	Conversion Factor	TSL Conductivity [S/m]	TSL Permittivity
Flat, HSL	Top Edge, 0.00	5.85	6.78	33.287

Hardware Setup

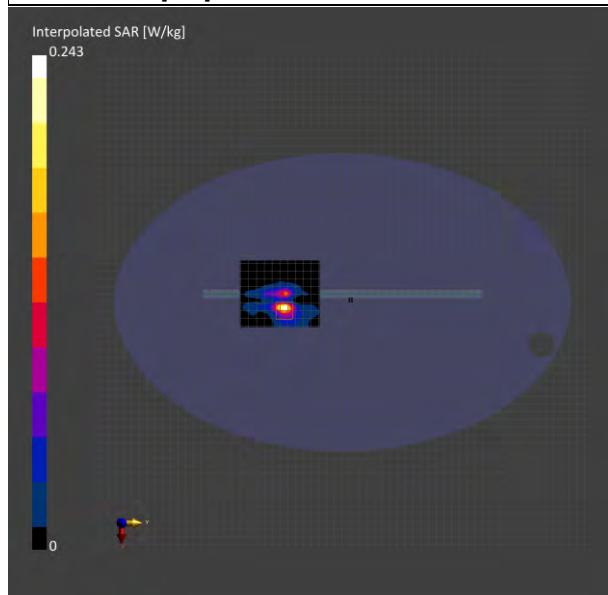
Phantom	Probe, Calibration Date	DAE, Calibration Date
ELI	EX3DV4 - SN7466, 2022-01-26	DAE4 Sn1260, 2022-09-22

Scans Setup

	Area Scan	Zoom Scan
Grid Extents [mm]	85.0 x 102.0	22.0 x 22.0 x 22.0
Grid Steps [mm]	8.5 x 8.5	3.4 x 3.4 x 1.4
Sensor Surface [mm]	3.0	1.4

Measurement Results

	Area Scan	Zoom Scan
Date	2022-12-20	2022-12-20
psSAR1g [W/kg]	0.175	0.188
psSAR8g [W/kg]	0.058	0.059
psSAR10g [W/kg]	0.051	0.051
psPDab (4.0cm2, sq) [W/m2]		1.19
Power Drift [dB]	-0.15	-0.09
M2/M1 [%]		47.4
Dist 3dB Peak [mm]		4.8



Unless otherwise stated the results shown in this test report refer only to the sample(s) tested and such sample(s) are retained for 90 days only.

除非另有說明，此報告結果僅對測試之樣品負責，同時此樣品僅保留90天。本報告未經本公司書面許可，不可部份複製。

This document is issued by the Company subject to its General Conditions of Service printed overleaf, available on request or accessible at <http://www.sgs.com.tw/Terms-and-Conditions> and for electronic format documents, subject to Terms and Conditions for Electronic Documents at <http://www.sgs.com.tw/Terms-and-Conditions>. Attention is drawn to the limitation of liability, indemnification and jurisdiction issues defined therein. Any holder of this document is advised that information contained hereon reflects the Company's findings at the time of its intervention only and within the limits of Client's instructions, if any. The Company's sole responsibility is to its Client and this document does not exonerate parties to a transaction from exercising all their rights and obligations under the transaction documents. This document cannot be reproduced except in full, without prior written approval of the Company. Any unauthorized alteration, forgery or falsification of the content or appearance of this document is unlawful and offenders may be prosecuted to the fullest extent of the law.

ID: 061

Report No. :TESA22211000528E5

Measurement Report for, Body, Top Edge, U-NII-5, Main
IEEE 802.11ax (160MHz, MCS0, 90pc duty cycle), Channel 15 (6025.0 MHz)

Ambient temperature: 22.6°C; Liquid temperature: 22.4°C

Exposure Conditions

Phantom Section, TSL	Position, Test Distance [mm]	Conversion Factor	TSL Conductivity [S/m]	TSL Permittivity
Flat, HSL	Top Edge, 0.00	5.65	5.601	34.157

Hardware Setup

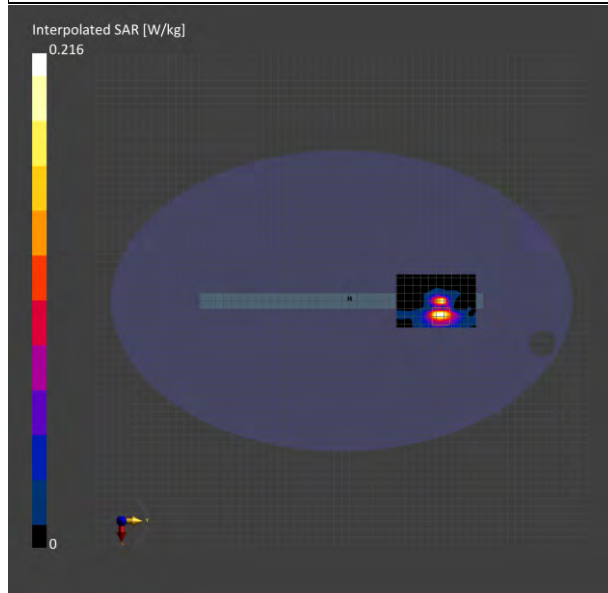
Phantom	Probe, Calibration Date	DAE, Calibration Date
ELI	EX3DV4 - SN7466, 2022-01-26	DAE4 Sn1260, 2022-09-22

Scans Setup

	Area Scan	Zoom Scan
Grid Extents [mm]	68.0 x 102.0	22.0 x 22.0 x 22.0
Grid Steps [mm]	8.5 x 8.5	3.4 x 3.4 x 1.4
Sensor Surface [mm]	3.0	1.4

Measurement Results

	Area Scan	Zoom Scan
Date	2022-12-25	2022-12-25
psSAR1g [W/kg]	0.146	0.171
psSAR8g [W/kg]	0.053	0.056
psSAR10g [W/kg]	0.046	0.050
psPDab (4.0cm2, sq) [W/m2]		1.13
Power Drift [dB]	0.14	-0.11
M2/M1 [%]		55.8
Dist 3dB Peak [mm]		4.8



Unless otherwise stated the results shown in this test report refer only to the sample(s) tested and such sample(s) are retained for 90 days only.

除非另有說明，此報告結果僅對測試之樣品負責，同時此樣品僅保留90天。本報告未經本公司書面許可，不可部份複製。

This document is issued by the Company subject to its General Conditions of Service printed overleaf, available on request or accessible at <http://www.sgs.com.tw/Terms-and-Conditions> and for electronic format documents, subject to Terms and Conditions for Electronic Documents at <http://www.sgs.com.tw/Terms-and-Conditions>. Attention is drawn to the limitation of liability, indemnification and jurisdiction issues defined therein. Any holder of this document is advised that information contained hereon reflects the Company's findings at the time of its intervention only and within the limits of Client's instructions, if any. The Company's sole responsibility is to its Client and this document does not exonerate parties to a transaction from exercising all their rights and obligations under the transaction documents. This document cannot be reproduced except in full, without prior written approval of the Company. Any unauthorized alteration, forgery or falsification of the content or appearance of this document is unlawful and offenders may be prosecuted to the fullest extent of the law.

ID: 062

Report No. :TESA22211000528E5

Measurement Report for, Body, Top Edge, U-NII-6, Main
IEEE 802.11ax (160MHz, MCS0, 90pc duty cycle), Channel 111 (6505.0 MHz)

Ambient temperature: 22.6°C; Liquid temperature: 22.4°C

Exposure Conditions

Phantom Section, TSL	Position, Test Distance [mm]	Conversion Factor	TSL Conductivity [S/m]	TSL Permittivity
Flat, HSL	Top Edge, 0.00	5.65	6.186	33.538

Hardware Setup

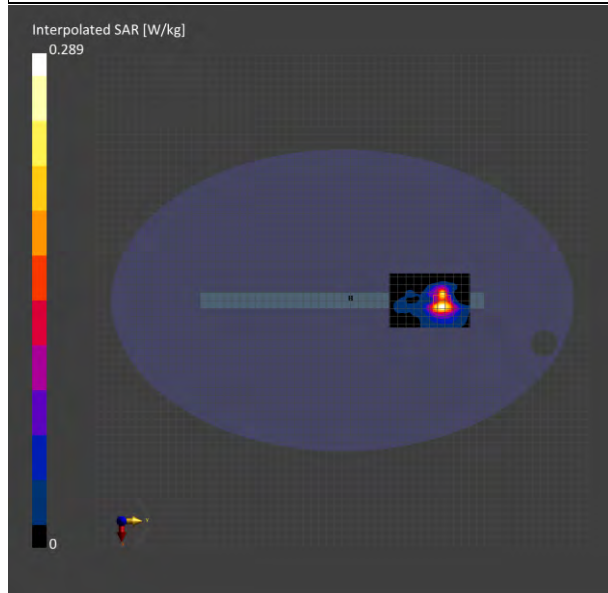
Phantom	Probe, Calibration Date	DAE, Calibration Date
ELI	EX3DV4 - SN7466, 2022-01-26	DAE4 Sn1260, 2022-09-22

Scans Setup

	Area Scan	Zoom Scan
Grid Extents [mm]	68.0 x 102.0	22.0 x 22.0 x 22.0
Grid Steps [mm]	8.5 x 8.5	3.4 x 3.4 x 1.4
Sensor Surface [mm]	3.0	1.4

Measurement Results

	Area Scan	Zoom Scan
Date	2022-12-25	2022-12-25
psSAR1g [W/kg]	0.205	0.245
psSAR8g [W/kg]	0.078	0.078
psSAR10g [W/kg]	0.070	0.067
psPDab (4.0cm2, sq) [W/m2]		1.55
Power Drift [dB]	0.19	-0.13
M2/M1 [%]		52.7
Dist 3dB Peak [mm]		4.1



Unless otherwise stated the results shown in this test report refer only to the sample(s) tested and such sample(s) are retained for 90 days only.

除非另有說明，此報告結果僅對測試之樣品負責，同時此樣品僅保留90天。本報告未經本公司書面許可，不可部份複製。

This document is issued by the Company subject to its General Conditions of Service printed overleaf, available on request or accessible at <http://www.sgs.com.tw/Terms-and-Conditions> and for electronic format documents, subject to Terms and Conditions for Electronic Documents at <http://www.sgs.com.tw/Terms-and-Conditions>. Attention is drawn to the limitation of liability, indemnification and jurisdiction issues defined therein. Any holder of this document is advised that information contained hereon reflects the Company's findings at the time of its intervention only and within the limits of Client's instructions, if any. The Company's sole responsibility is to its Client and this document does not exonerate parties to a transaction from exercising all their rights and obligations under the transaction documents. This document cannot be reproduced except in full, without prior written approval of the Company. Any unauthorized alteration, forgery or falsification of the content or appearance of this document is unlawful and offenders may be prosecuted to the fullest extent of the law.

ID: 063

Report No. :TESA22211000528E5

Measurement Report for, Body, Top Edge, U-NII-7, Main
IEEE 802.11ax (160MHz, MCS0, 90pc duty cycle), Channel 143 (6665.0 MHz)

Ambient temperature: 22.6°C; Liquid temperature: 22.4°C

Exposure Conditions

Phantom Section, TSL	Position, Test Distance [mm]	Conversion Factor	TSL Conductivity [S/m]	TSL Permittivity
Flat, HSL	Top Edge, 0.00	5.65	6.38	33.337

Hardware Setup

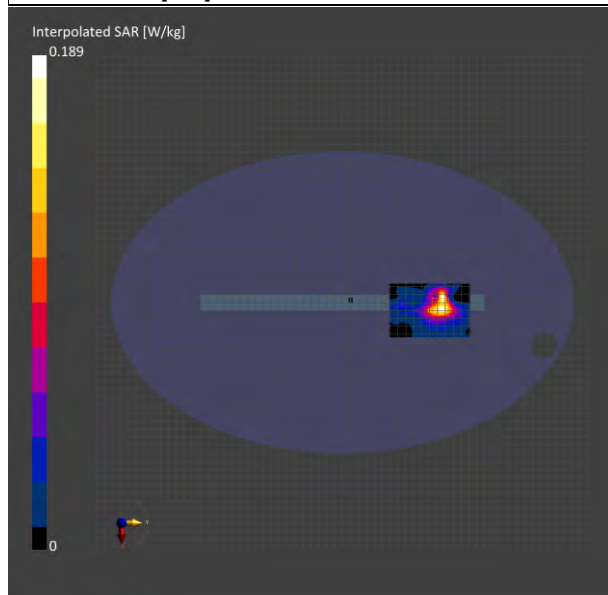
Phantom	Probe, Calibration Date	DAE, Calibration Date
ELI	EX3DV4 - SN7466, 2022-01-26	DAE4 Sn1260, 2022-09-22

Scans Setup

	Area Scan	Zoom Scan
Grid Extents [mm]	68.0 x 102.0	22.0 x 22.0 x 22.0
Grid Steps [mm]	8.5 x 8.5	3.1 x 3.1 x 1.2
Sensor Surface [mm]	3.0	1.4

Measurement Results

	Area Scan	Zoom Scan
Date	2022-12-25	2022-12-25
psSAR1g [W/kg]	0.140	0.175
psSAR8g [W/kg]	0.058	0.057
psSAR10g [W/kg]	0.053	0.050
psPDab (4.0cm2, sq) [W/m2]		1.15
Power Drift [dB]	-0.06	0.14
M2/M1 [%]		54.3
Dist 3dB Peak [mm]		3.7



Unless otherwise stated the results shown in this test report refer only to the sample(s) tested and such sample(s) are retained for 90 days only.

除非另有說明，此報告結果僅對測試之樣品負責，同時此樣品僅保留90天。本報告未經本公司書面許可，不可部份複製。

This document is issued by the Company subject to its General Conditions of Service printed overleaf, available on request or accessible at <http://www.sgs.com.tw/Terms-and-Conditions> and for electronic format documents, subject to Terms and Conditions for Electronic Documents at <http://www.sgs.com.tw/Terms-and-Conditions>. Attention is drawn to the limitation of liability, indemnification and jurisdiction issues defined therein. Any holder of this document is advised that information contained hereon reflects the Company's findings at the time of its intervention only and within the limits of Client's instructions, if any. The Company's sole responsibility is to its Client and this document does not exonerate parties to a transaction from exercising all their rights and obligations under the transaction documents. This document cannot be reproduced except in full, without prior written approval of the Company. Any unauthorized alteration, forgery or falsification of the content or appearance of this document is unlawful and offenders may be prosecuted to the fullest extent of the law.

ID: 064

Report No. :TESA22211000528E5

Measurement Report for, Body, Top Edge, U-NII-8, Main
IEEE 802.11ax (160MHz, MCS0, 90pc duty cycle), Channel 207 (6985.0 MHz)

Ambient temperature: 22.5°C; Liquid temperature: 22.2°C

Exposure Conditions

Phantom Section, TSL	Position, Test Distance [mm]	Conversion Factor	TSL Conductivity [S/m]	TSL Permittivity
Flat, HSL	Top Edge, 0.00	5.85	6.766	32.93

Hardware Setup

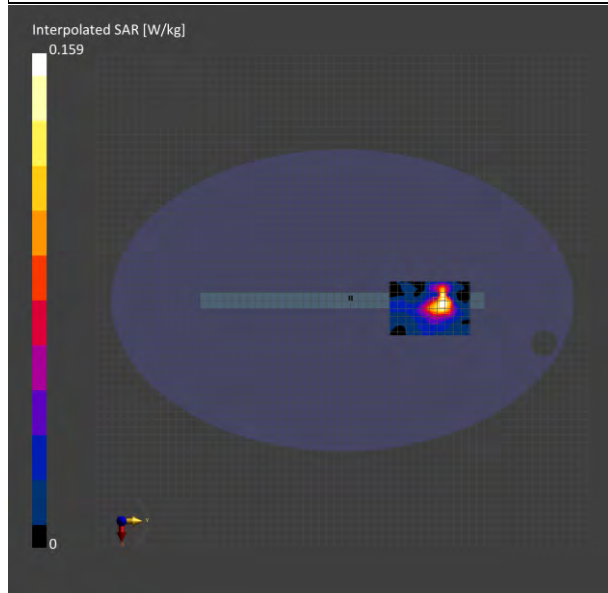
Phantom	Probe, Calibration Date	DAE, Calibration Date
ELI	EX3DV4 - SN7466, 2022-01-26	DAE4 Sn1260, 2022-09-22

Scans Setup

	Area Scan	Zoom Scan
Grid Extents [mm]	68.0 x 102.0	22.0 x 22.0 x 22.0
Grid Steps [mm]	8.5 x 8.5	3.4 x 3.4 x 1.4
Sensor Surface [mm]	3.0	1.4

Measurement Results

	Area Scan	Zoom Scan
Date	2022-12-25	2022-12-25
psSAR1g [W/kg]	0.134	0.169
psSAR8g [W/kg]	0.054	0.052
psSAR10g [W/kg]	0.048	0.044
psPDab (4.0cm2, sq) [W/m2]		1.03
Power Drift [dB]	0.08	-0.14
M2/M1 [%]		47.6
Dist 3dB Peak [mm]		4.1



Unless otherwise stated the results shown in this test report refer only to the sample(s) tested and such sample(s) are retained for 90 days only.

除非另有說明，此報告結果僅對測試之樣品負責，同時此樣品僅保留90天。本報告未經本公司書面許可，不可部份複製。

This document is issued by the Company subject to its General Conditions of Service printed overleaf, available on request or accessible at <http://www.sgs.com.tw/Terms-and-Conditions> and for electronic format documents, subject to Terms and Conditions for Electronic Documents at <http://www.sgs.com.tw/Terms-and-Conditions>. Attention is drawn to the limitation of liability, indemnification and jurisdiction issues defined therein. Any holder of this document is advised that information contained hereon reflects the Company's findings at the time of its intervention only and within the limits of Client's instructions, if any. The Company's sole responsibility is to its Client and this document does not exonerate parties to a transaction from exercising all their rights and obligations under the transaction documents. This document cannot be reproduced except in full, without prior written approval of the Company. Any unauthorized alteration, forgery or falsification of the content or appearance of this document is unlawful and offenders may be prosecuted to the fullest extent of the law.

ID: 065

Report No. :TESA22211000528E5

Measurement Report for, Body, Top Edge, U-NII-5, Aux

IEEE 802.11ax (160MHz, MCS0, 90pc duty cycle), Channel 79 (6345.0 MHz)

Ambient temperature: 22.6°C; Liquid temperature: 22.4°C

Exposure Conditions

Phantom Section, TSL	Position, Test Distance [mm]	Conversion Factor	TSL Conductivity [S/m]	TSL Permittivity
Flat, HSL	Top Edge, 0.00	5.65	5.991	33.752

Hardware Setup

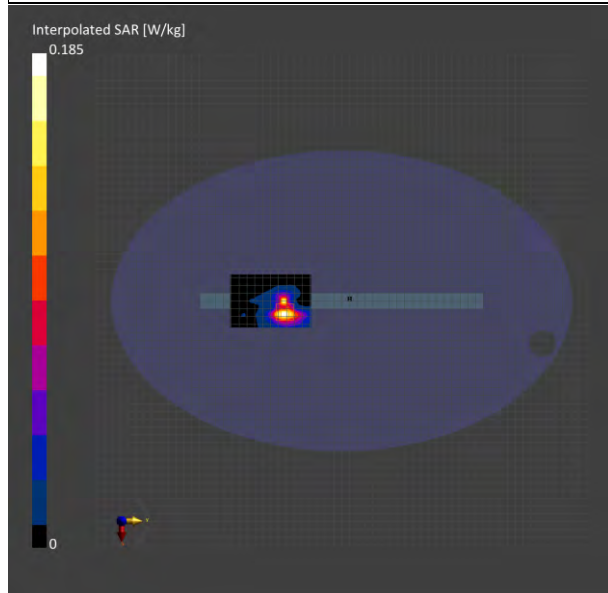
Phantom	Probe, Calibration Date	DAE, Calibration Date
ELI	EX3DV4 - SN7466, 2022-01-26	DAE4 Sn1260, 2022-09-22

Scans Setup

	Area Scan	Zoom Scan
Grid Extents [mm]	68.0 x 102.0	22.0 x 22.0 x 22.0
Grid Steps [mm]	8.5 x 8.5	3.4 x 3.4 x 1.2
Sensor Surface [mm]	3.0	1.4

Measurement Results

	Area Scan	Zoom Scan
Date	2022-12-25	2022-12-25
psSAR1g [W/kg]	0.129	0.153
psSAR8g [W/kg]	0.050	0.052
psSAR10g [W/kg]	0.045	0.045
psPDab (4.0cm2, sq) [W/m2]		1.05
Power Drift [dB]	-0.15	-0.14
M2/M1 [%]		57.3
Dist 3dB Peak [mm]		4.8



Unless otherwise stated the results shown in this test report refer only to the sample(s) tested and such sample(s) are retained for 90 days only.

除非另有說明，此報告結果僅對測試之樣品負責，同時此樣品僅保留90天。本報告未經本公司書面許可，不可部份複製。

This document is issued by the Company subject to its General Conditions of Service printed overleaf, available on request or accessible at <http://www.sgs.com.tw/Terms-and-Conditions> and for electronic format documents, subject to Terms and Conditions for Electronic Documents at <http://www.sgs.com.tw/Terms-and-Conditions>. Attention is drawn to the limitation of liability, indemnification and jurisdiction issues defined therein. Any holder of this document is advised that information contained hereon reflects the Company's findings at the time of its intervention only and within the limits of Client's instructions, if any. The Company's sole responsibility is to its Client and this document does not exonerate parties to a transaction from exercising all their rights and obligations under the transaction documents. This document cannot be reproduced except in full, without prior written approval of the Company. Any unauthorized alteration, forgery or falsification of the content or appearance of this document is unlawful and offenders may be prosecuted to the fullest extent of the law.

ID: 066

Report No. :TESA22211000528E5

Measurement Report for, Body, Top Edge, U-NII-6, Aux

IEEE 802.11ax (160MHz, MCS0, 90pc duty cycle), Channel 111 (6505.0 MHz)

Ambient temperature: 22.6°C; Liquid temperature: 22.4°C

Exposure Conditions

Phantom Section, TSL	Position, Test Distance [mm]	Conversion Factor	TSL Conductivity [S/m]	TSL Permittivity
Flat, HSL	Top Edge, 0.00	5.65	6.186	33.538

Hardware Setup

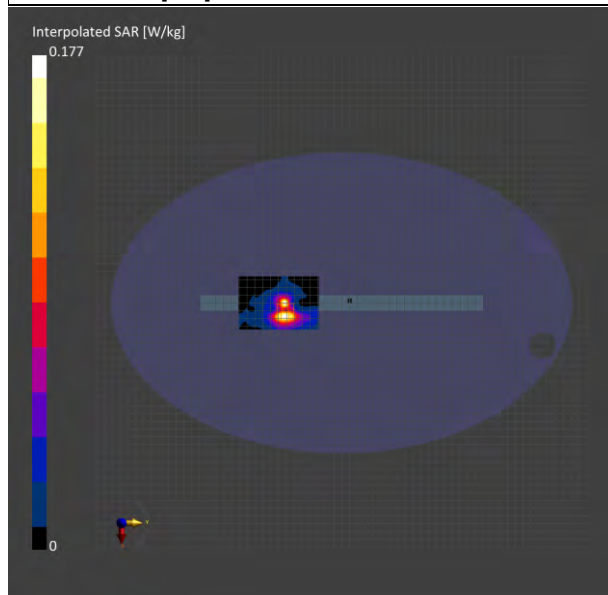
Phantom	Probe, Calibration Date	DAE, Calibration Date
ELI	EX3DV4 - SN7466, 2022-01-26	DAE4 Sn1260, 2022-09-22

Scans Setup

	Area Scan	Zoom Scan
Grid Extents [mm]	68.0 x 102.0	22.0 x 22.0 x 22.0
Grid Steps [mm]	8.5 x 8.5	3.4 x 3.4 x 1.4
Sensor Surface [mm]	3.0	1.4

Measurement Results

	Area Scan	Zoom Scan
Date	2022-12-25	2022-12-25
psSAR1g [W/kg]	0.126	0.154
psSAR8g [W/kg]	0.049	0.053
psSAR10g [W/kg]	0.044	0.046
psPDab (4.0cm2, sq) [W/m2]		1.06
Power Drift [dB]	-0.03	-0.08
M2/M1 [%]		51.7
Dist 3dB Peak [mm]		3.7



Unless otherwise stated the results shown in this test report refer only to the sample(s) tested and such sample(s) are retained for 90 days only.

除非另有說明，此報告結果僅對測試之樣品負責，同時此樣品僅保留90天。本報告未經本公司書面許可，不可部份複製。

This document is issued by the Company subject to its General Conditions of Service printed overleaf, available on request or accessible at <http://www.sgs.com.tw/Terms-and-Conditions> and for electronic format documents, subject to Terms and Conditions for Electronic Documents at <http://www.sgs.com.tw/Terms-and-Conditions>. Attention is drawn to the limitation of liability, indemnification and jurisdiction issues defined therein. Any holder of this document is advised that information contained hereon reflects the Company's findings at the time of its intervention only and within the limits of Client's instructions, if any. The Company's sole responsibility is to its Client and this document does not exonerate parties to a transaction from exercising all their rights and obligations under the transaction documents. This document cannot be reproduced except in full, without prior written approval of the Company. Any unauthorized alteration, forgery or falsification of the content or appearance of this document is unlawful and offenders may be prosecuted to the fullest extent of the law.

ID: 067

Report No. :TESA22211000528E5

Measurement Report for, Body, Top Edge, U-NII-7, Aux

IEEE 802.11ax (160MHz, MCS0, 90pc duty cycle), Channel 143 (6665.0 MHz)

Ambient temperature: 22.6°C; Liquid temperature: 22.4°C

Exposure Conditions

Phantom Section, TSL	Position, Test Distance [mm]	Conversion Factor	TSL Conductivity [S/m]	TSL Permittivity
Flat, HSL	Top Edge, 0.00	5.65	6.38	33.337

Hardware Setup

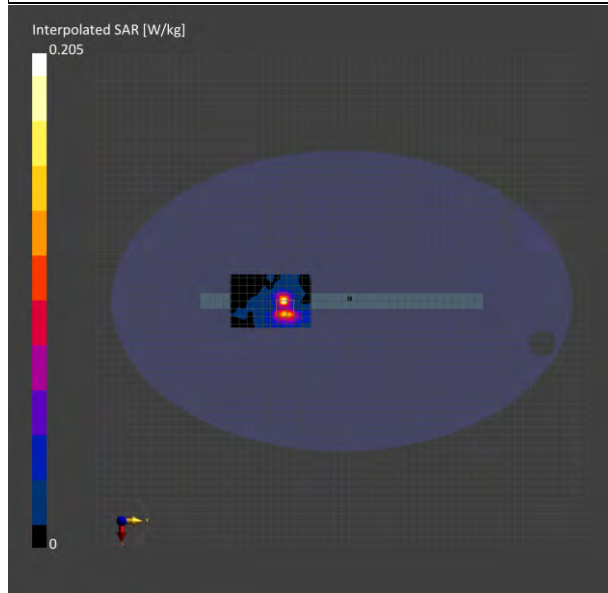
Phantom	Probe, Calibration Date	DAE, Calibration Date
ELI	EX3DV4 - SN7466, 2022-01-26	DAE4 Sn1260, 2022-09-22

Scans Setup

	Area Scan	Zoom Scan
Grid Extents [mm]	68.0 x 102.0	22.0 x 22.0 x 22.0
Grid Steps [mm]	8.5 x 8.5	3.1 x 3.1 x 1.2
Sensor Surface [mm]	3.0	1.4

Measurement Results

	Area Scan	Zoom Scan
Date	2022-12-25	2022-12-25
psSAR1g [W/kg]	0.124	0.113
psSAR8g [W/kg]	0.043	0.038
psSAR10g [W/kg]	0.039	0.034
psPDab (4.0cm2, sq) [W/m2]		0.770
Power Drift [dB]	-0.11	-0.07
M2/M1 [%]		52.6
Dist 3dB Peak [mm]		3.7



Unless otherwise stated the results shown in this test report refer only to the sample(s) tested and such sample(s) are retained for 90 days only.

除非另有說明，此報告結果僅對測試之樣品負責，同時此樣品僅保留90天。本報告未經本公司書面許可，不可部份複製。

This document is issued by the Company subject to its General Conditions of Service printed overleaf, available on request or accessible at <http://www.sgs.com.tw/Terms-and-Conditions> and for electronic format documents, subject to Terms and Conditions for Electronic Documents at <http://www.sgs.com.tw/Terms-and-Conditions>. Attention is drawn to the limitation of liability, indemnification and jurisdiction issues defined therein. Any holder of this document is advised that information contained hereon reflects the Company's findings at the time of its intervention only and within the limits of Client's instructions, if any. The Company's sole responsibility is to its Client and this document does not exonerate parties to a transaction from exercising all their rights and obligations under the transaction documents. This document cannot be reproduced except in full, without prior written approval of the Company. Any unauthorized alteration, forgery or falsification of the content or appearance of this document is unlawful and offenders may be prosecuted to the fullest extent of the law.

ID: 068

Report No. :TESA22211000528E5

Measurement Report for, Body, Top Edge, U-NII-8, Aux

IEEE 802.11ax (160MHz, MCS0, 90pc duty cycle), Channel 207 (6985.0 MHz)

Ambient temperature: 22.5°C; Liquid temperature: 22.2°C

Exposure Conditions

Phantom Section, TSL	Position, Test Distance [mm]	Conversion Factor	TSL Conductivity [S/m]	TSL Permittivity
Flat, HSL	Top Edge, 0.00	5.85	6.766	32.93

Hardware Setup

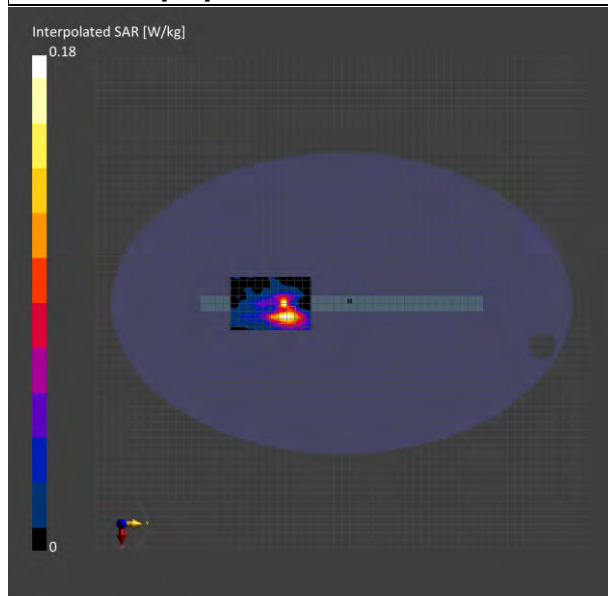
Phantom	Probe, Calibration Date	DAE, Calibration Date
ELI	EX3DV4 - SN7466, 2022-01-26	DAE4 Sn1260, 2022-09-22

Scans Setup

	Area Scan	Zoom Scan
Grid Extents [mm]	68.0 x 102.0	22.0 x 22.0 x 22.0
Grid Steps [mm]	8.5 x 8.5	3.1 x 3.1 x 1.2
Sensor Surface [mm]	3.0	1.4

Measurement Results

	Area Scan	Zoom Scan
Date	2022-12-25	2022-12-25
psSAR1g [W/kg]	0.140	0.157
psSAR8g [W/kg]	0.055	0.051
psSAR10g [W/kg]	0.049	0.044
psPDab (4.0cm2, sq) [W/m2]		1.03
Power Drift [dB]	0.18	0.14
M2/M1 [%]		57.7
Dist 3dB Peak [mm]		3.7



Unless otherwise stated the results shown in this test report refer only to the sample(s) tested and such sample(s) are retained for 90 days only.

除非另有說明，此報告結果僅對測試之樣品負責，同時此樣品僅保留90天。本報告未經本公司書面許可，不可部份複製。

This document is issued by the Company subject to its General Conditions of Service printed overleaf, available on request or accessible at <http://www.sgs.com.tw/Terms-and-Conditions> and for electronic format documents, subject to Terms and Conditions for Electronic Documents at <http://www.sgs.com.tw/Terms-and-Conditions>. Attention is drawn to the limitation of liability, indemnification and jurisdiction issues defined therein. Any holder of this document is advised that information contained hereon reflects the Company's findings at the time of its intervention only and within the limits of Client's instructions, if any. The Company's sole responsibility is to its Client and this document does not exonerate parties to a transaction from exercising all their rights and obligations under the transaction documents. This document cannot be reproduced except in full, without prior written approval of the Company. Any unauthorized alteration, forgery or falsification of the content or appearance of this document is unlawful and offenders may be prosecuted to the fullest extent of the law.

SGS Taiwan Ltd.

No.134,Wu Kung Road, New Taipei Industrial Park, Wuku District, New Taipei City, Taiwan/新北市五股區新北產業園區五工路 134 號

台灣檢驗科技股份有限公司

t (886-2) 2299-3279

f (886-2) 2298-0488

www.sgs.com.tw

Member of SGS Group

13 PD MEASUREMENT RESULTS

ID: 069

Report No. :TESA2211000528E5

Measurement Report for, Body, Top Edge, U-NII-5, Main

IEEE 802.11ax (160MHz, MCS0, 90pc duty cycle), Channel 15 (6025.0 MHz)

Exposure Conditions

Phantom Section	Position, Test Distance [mm]	Conversion Factor
5G	Top Edge, 2.00	1.0

Hardware Setup

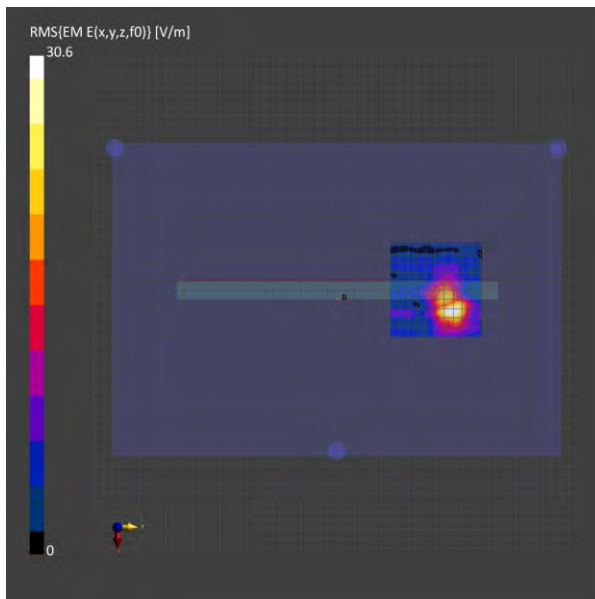
Phantom	Medium	Probe, Calibration Date	DAE, Calibration Date
mmWave - 1076	Air -	EUmmWV4 - SN9635_F1-55GHz, 2022-06-14	DAE4 Sn1260, 2022-09-22

Scans Setup

Scan Type	5G Scan
Grid Extents [mm]	100.0 x 100.0
Grid Steps [lambda]	0.0625 x 0.0625
Sensor Surface [mm]	2.0

Measurement Results

Scan Type	5G Scan
Date	2023-1-7
Avg. Area [cm ²]	4.00
psPDn+ [W/m ²]	1.08
psPDtot+ [W/m ²]	1.25
psPDmod+ [W/m ²]	1.35
E _{max} [V/m]	30.6
Power Drift [dB]	-0.17



Unless otherwise stated the results shown in this test report refer only to the sample(s) tested and such sample(s) are retained for 90 days only.

除非另有說明，此報告結果僅對測試之樣品負責，同時此樣品僅保留90天。本報告未經本公司書面許可，不可部份複製。

This document is issued by the Company subject to its General Conditions of Service printed overleaf, available on request or accessible at <http://www.sgs.com.tw/Terms-and-Conditions> and for electronic format documents, subject to Terms and Conditions for Electronic Documents at <http://www.sgs.com.tw/Terms-and-Conditions>. Attention is drawn to the limitation of liability, indemnification and jurisdiction issues defined therein. Any holder of this document is advised that information contained hereon reflects the Company's findings at the time of its intervention only and within the limits of Client's instructions, if any. The Company's sole responsibility is to its Client and this document does not exonerate parties to a transaction from exercising all their rights and obligations under the transaction documents. This document cannot be reproduced except in full, without prior written approval of the Company. Any unauthorized alteration, forgery or falsification of the content or appearance of this document is unlawful and offenders may be prosecuted to the fullest extent of the law.

ID: 070

Report No. :TESA2211000528E5

Measurement Report for, Body, Top Edge, U-NII-5, Main
IEEE 802.11ax (160MHz, MCS0, 90pc duty cycle), Channel 47 (6185.0 MHz)

Exposure Conditions

Phantom Section	Position, Test Distance [mm]	Conversion Factor
5G	Top Edge, 2.00	1.0

Hardware Setup


Phantom	Medium	Probe, Calibration Date	DAE, Calibration Date
mmWave - 1076	Air -	EUmmWV4 - SN9635_F1-55GHz, 2022-06-14	DAE4 Sn1260, 2022-09-22

Scans Setup

Scan Type	5G Scan
Grid Extents [mm]	100.0 x 100.0
Grid Steps [lambda]	0.0625 x 0.0625
Sensor Surface [mm]	2.0

Measurement Results

Scan Type	5G Scan
Date	2023-1-7
Avg. Area [cm ²]	4.00
psPDn+ [W/m ²]	0.723
psPDtot+ [W/m ²]	0.941
psPDmod+ [W/m ²]	1.27
E _{max} [V/m]	30.8
Power Drift [dB]	-0.13



Unless otherwise stated the results shown in this test report refer only to the sample(s) tested and such sample(s) are retained for 90 days only.

除非另有說明，此報告結果僅對測試之樣品負責，同時此樣品僅保留90天。本報告未經本公司書面許可，不可部份複製。

This document is issued by the Company subject to its General Conditions of Service printed overleaf, available on request or accessible at <http://www.sgs.com.tw/Terms-and-Conditions> and for electronic format documents, subject to Terms and Conditions for Electronic Documents at <http://www.sgs.com.tw/Terms-and-Conditions>. Attention is drawn to the limitation of liability, indemnification and jurisdiction issues defined therein. Any holder of this document is advised that information contained hereon reflects the Company's findings at the time of its intervention only and within the limits of Client's instructions, if any. The Company's sole responsibility is to its Client and this document does not exonerate parties to a transaction from exercising all their rights and obligations under the transaction documents. This document cannot be reproduced except in full, without prior written approval of the Company. Any unauthorized alteration, forgery or falsification of the content or appearance of this document is unlawful and offenders may be prosecuted to the fullest extent of the law.

ID: 071

Report No. :TESA2211000528E5

Measurement Report for, Body, Top Edge, U-NII-6, Main
IEEE 802.11ax (160MHz, MCS0, 90pc duty cycle), Channel 111 (6505.0 MHz)

Exposure Conditions

Phantom Section	Position, Test Distance [mm]	Conversion Factor
5G	Top Edge, 2.00	1.0

Hardware Setup

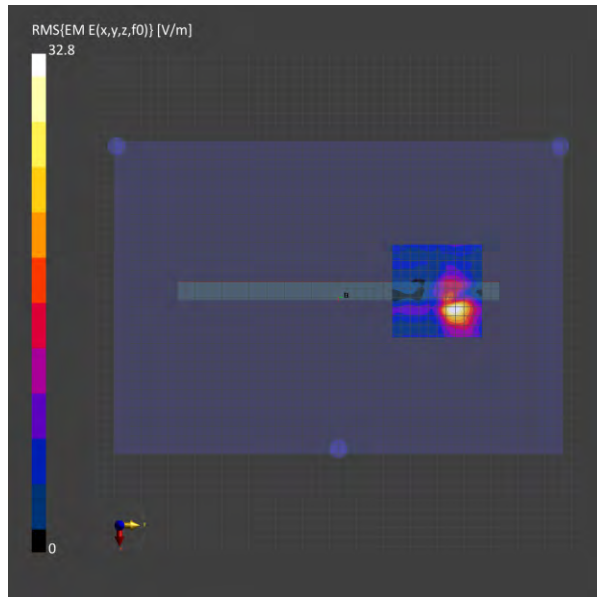
Phantom	Medium	Probe, Calibration Date	DAE, Calibration Date
mmWave - 1076	Air -	EUmmWV4 - SN9635_F1-55GHz, 2022-06-14	DAE4 Sn1260, 2022-09-22

Scans Setup

Scan Type	5G Scan
Grid Extents [mm]	100.0 x 100.0
Grid Steps [lambda]	0.0625 x 0.0625
Sensor Surface [mm]	2.0

Measurement Results

Scan Type	5G Scan
Date	2023-1-7
Avg. Area [cm ²]	4.00
psPDn+ [W/m ²]	1.27
psPDtot+ [W/m ²]	1.34
psPDmod+ [W/m ²]	1.55
E _{max} [V/m]	32.8
Power Drift [dB]	-0.03



Unless otherwise stated the results shown in this test report refer only to the sample(s) tested and such sample(s) are retained for 90 days only.

除非另有說明，此報告結果僅對測試之樣品負責，同時此樣品僅保留90天。本報告未經本公司書面許可，不可部份複製。

This document is issued by the Company subject to its General Conditions of Service printed overleaf, available on request or accessible at <http://www.sgs.com.tw/Terms-and-Conditions> and for electronic format documents, subject to Terms and Conditions for Electronic Documents at <http://www.sgs.com.tw/Terms-and-Conditions>. Attention is drawn to the limitation of liability, indemnification and jurisdiction issues defined therein. Any holder of this document is advised that information contained hereon reflects the Company's findings at the time of its intervention only and within the limits of Client's instructions, if any. The Company's sole responsibility is to its Client and this document does not exonerate parties to a transaction from exercising all their rights and obligations under the transaction documents. This document cannot be reproduced except in full, without prior written approval of the Company. Any unauthorized alteration, forgery or falsification of the content or appearance of this document is unlawful and offenders may be prosecuted to the fullest extent of the law.

ID: 072

Report No. :TESA2211000528E5

Measurement Report for, Body, Top Edge, U-NII-7, Main
IEEE 802.11ax (160MHz, MCS0, 90pc duty cycle), Channel 143 (6665.0 MHz)

Exposure Conditions

Phantom Section	Position, Test Distance [mm]	Conversion Factor
5G	Top Edge, 2.00	1.0

Hardware Setup


Phantom	Medium	Probe, Calibration Date	DAE, Calibration Date
mmWave - 1076	Air -	EUmmWV4 - SN9635_F1-55GHz, 2022-06-14	DAE4 Sn1260, 2022-09-22

Scans Setup

Scan Type	5G Scan
Grid Extents [mm]	100.0 x 100.0
Grid Steps [lambda]	0.0625 x 0.0625
Sensor Surface [mm]	2.0

Measurement Results

Scan Type	5G Scan
Date	2023-1-7
Avg. Area [cm ²]	4.00
psPDn+ [W/m ²]	0.808
psPDtot+ [W/m ²]	0.842
psPDmod+ [W/m ²]	1.03
E _{max} [V/m]	27.4
Power Drift [dB]	-0.12



Unless otherwise stated the results shown in this test report refer only to the sample(s) tested and such sample(s) are retained for 90 days only.

除非另有說明，此報告結果僅對測試之樣品負責，同時此樣品僅保留90天。本報告未經本公司書面許可，不可部份複製。

This document is issued by the Company subject to its General Conditions of Service printed overleaf, available on request or accessible at <http://www.sgs.com.tw/Terms-and-Conditions> and for electronic format documents, subject to Terms and Conditions for Electronic Documents at <http://www.sgs.com.tw/Terms-and-Conditions>. Attention is drawn to the limitation of liability, indemnification and jurisdiction issues defined therein. Any holder of this document is advised that information contained hereon reflects the Company's findings at the time of its intervention only and within the limits of Client's instructions, if any. The Company's sole responsibility is to its Client and this document does not exonerate parties to a transaction from exercising all their rights and obligations under the transaction documents. This document cannot be reproduced except in full, without prior written approval of the Company. Any unauthorized alteration, forgery or falsification of the content or appearance of this document is unlawful and offenders may be prosecuted to the fullest extent of the law.

ID: 073

Report No. :TESA2211000528E5

Measurement Report for, Body, Top Edge, U-NII-8, Main
IEEE 802.11ax (160MHz, MCS0, 90pc duty cycle), Channel 207 (6985.0 MHz)

Exposure Conditions

Phantom Section	Position, Test Distance [mm]	Conversion Factor
5G	Top Edge, 2.00	1.0

Hardware Setup


Phantom	Medium	Probe, Calibration Date	DAE, Calibration Date
mmWave - 1076	Air -	EUmmWV4 - SN9635_F1-55GHz, 2022-06-14	DAE4 Sn1260, 2022-09-22

Scans Setup

Scan Type	5G Scan
Grid Extents [mm]	100.0 x 100.0
Grid Steps [lambda]	0.0625 x 0.0625
Sensor Surface [mm]	2.0

Measurement Results

Scan Type	5G Scan
Date	2023-1-7
Avg. Area [cm ²]	4.00
psPDn+ [W/m ²]	0.539
psPDtot+ [W/m ²]	0.620
psPDmod+ [W/m ²]	0.769
E _{max} [V/m]	24.7
Power Drift [dB]	-0.05



Unless otherwise stated the results shown in this test report refer only to the sample(s) tested and such sample(s) are retained for 90 days only.

除非另有說明，此報告結果僅對測試之樣品負責，同時此樣品僅保留90天。本報告未經本公司書面許可，不可部份複製。

This document is issued by the Company subject to its General Conditions of Service printed overleaf, available on request or accessible at <http://www.sgs.com.tw/Terms-and-Conditions> and for electronic format documents, subject to Terms and Conditions for Electronic Documents at <http://www.sgs.com.tw/Terms-and-Conditions>. Attention is drawn to the limitation of liability, indemnification and jurisdiction issues defined therein. Any holder of this document is advised that information contained hereon reflects the Company's findings at the time of its intervention only and within the limits of Client's instructions, if any. The Company's sole responsibility is to its Client and this document does not exonerate parties to a transaction from exercising all their rights and obligations under the transaction documents. This document cannot be reproduced except in full, without prior written approval of the Company. Any unauthorized alteration, forgery or falsification of the content or appearance of this document is unlawful and offenders may be prosecuted to the fullest extent of the law.

ID: 074

Report No. :TESA2211000528E5

Measurement Report for, Body, Top Edge, U-NII-5, Aux

IEEE 802.11ax (160MHz, MCS0, 90pc duty cycle), Channel 15 (6025.0 MHz)

Exposure Conditions

Phantom Section	Position, Test Distance [mm]	Conversion Factor
5G	Top Edge, 2.00	1.0

Hardware Setup


Phantom	Medium	Probe, Calibration Date	DAE, Calibration Date
mmWave - 1076	Air -	EUmmWV4 - SN9635_F1-55GHz, 2022-06-14	DAE4 Sn1260, 2022-09-22

Scans Setup

Scan Type	5G Scan
Grid Extents [mm]	100.0 x 100.0
Grid Steps [lambda]	0.0625 x 0.0625
Sensor Surface [mm]	2.0

Measurement Results

Scan Type	5G Scan
Date	2023-1-7
Avg. Area [cm ²]	4.00
psPDn+ [W/m ²]	0.197
psPDtot+ [W/m ²]	0.275
psPDmod+ [W/m ²]	0.324
E _{max} [V/m]	14.9
Power Drift [dB]	-0.06



Unless otherwise stated the results shown in this test report refer only to the sample(s) tested and such sample(s) are retained for 90 days only.

除非另有說明，此報告結果僅對測試之樣品負責，同時此樣品僅保留90天。本報告未經本公司書面許可，不可部份複製。

This document is issued by the Company subject to its General Conditions of Service printed overleaf, available on request or accessible at <http://www.sgs.com.tw/Terms-and-Conditions> and for electronic format documents, subject to Terms and Conditions for Electronic Documents at <http://www.sgs.com.tw/Terms-and-Conditions>. Attention is drawn to the limitation of liability, indemnification and jurisdiction issues defined therein. Any holder of this document is advised that information contained hereon reflects the Company's findings at the time of its intervention only and within the limits of Client's instructions, if any. The Company's sole responsibility is to its Client and this document does not exonerate parties to a transaction from exercising all their rights and obligations under the transaction documents. This document cannot be reproduced except in full, without prior written approval of the Company. Any unauthorized alteration, forgery or falsification of the content or appearance of this document is unlawful and offenders may be prosecuted to the fullest extent of the law.

ID: 075

Report No. :TESA2211000528E5

Measurement Report for, Body, Top Edge, U-NII-5, Aux

IEEE 802.11ax (160MHz, MCS0, 90pc duty cycle), Channel 79 (6345.0 MHz)

Exposure Conditions

Phantom Section	Position, Test Distance [mm]	Conversion Factor
5G	Top Edge, 2.00	1.0

Hardware Setup


Phantom	Medium	Probe, Calibration Date	DAE, Calibration Date
mmWave - 1076	Air -	EUmmWV4 - SN9635_F1-55GHz, 2022-06-14	DAE4 Sn1260, 2022-09-22

Scans Setup

Scan Type	5G Scan
Grid Extents [mm]	100.0 x 100.0
Grid Steps [lambda]	0.0625 x 0.0625
Sensor Surface [mm]	2.0

Measurement Results

Scan Type	5G Scan
Date	2023-1-8
Avg. Area [cm ²]	4.00
psPDn+ [W/m ²]	0.795
psPDtot+ [W/m ²]	0.847
psPDmod+ [W/m ²]	0.921
E _{max} [V/m]	22.5
Power Drift [dB]	-0.04



Unless otherwise stated the results shown in this test report refer only to the sample(s) tested and such sample(s) are retained for 90 days only.

除非另有說明，此報告結果僅對測試之樣品負責，同時此樣品僅保留90天。本報告未經本公司書面許可，不可部份複製。

This document is issued by the Company subject to its General Conditions of Service printed overleaf, available on request or accessible at <http://www.sgs.com.tw/Terms-and-Conditions> and for electronic format documents, subject to Terms and Conditions for Electronic Documents at <http://www.sgs.com.tw/Terms-and-Conditions>. Attention is drawn to the limitation of liability, indemnification and jurisdiction issues defined therein. Any holder of this document is advised that information contained hereon reflects the Company's findings at the time of its intervention only and within the limits of Client's instructions, if any. The Company's sole responsibility is to its Client and this document does not exonerate parties to a transaction from exercising all their rights and obligations under the transaction documents. This document cannot be reproduced except in full, without prior written approval of the Company. Any unauthorized alteration, forgery or falsification of the content or appearance of this document is unlawful and offenders may be prosecuted to the fullest extent of the law.

ID: 076

Report No. :TESA2211000528E5

Measurement Report for, Body, Top Edge, U-NII-6, Aux

IEEE 802.11ax (160MHz, MCS0, 90pc duty cycle), Channel 111 (6505.0 MHz)

Exposure Conditions

Phantom Section	Position, Test Distance [mm]	Conversion Factor
5G	Top Edge, 2.00	1.0

Hardware Setup


Phantom	Medium	Probe, Calibration Date	DAE, Calibration Date
mmWave - 1076	Air -	EUmmWV4 - SN9635_F1-55GHz, 2022-06-14	DAE4 Sn1260, 2022-09-22

Scans Setup

Scan Type	5G Scan
Grid Extents [mm]	100.0 x 100.0
Grid Steps [lambda]	0.0625 x 0.0625
Sensor Surface [mm]	2.0

Measurement Results

Scan Type	5G Scan
Date	2023-1-8
Avg. Area [cm ²]	4.00
psPDn+ [W/m ²]	0.843
psPDtot+ [W/m ²]	0.959
psPDmod+ [W/m ²]	1.04
E _{max} [V/m]	25.3
Power Drift [dB]	-0.04



Unless otherwise stated the results shown in this test report refer only to the sample(s) tested and such sample(s) are retained for 90 days only.

除非另有說明，此報告結果僅對測試之樣品負責，同時此樣品僅保留90天。本報告未經本公司書面許可，不可部份複製。

This document is issued by the Company subject to its General Conditions of Service printed overleaf, available on request or accessible at <http://www.sgs.com.tw/Terms-and-Conditions> and for electronic format documents, subject to Terms and Conditions for Electronic Documents at <http://www.sgs.com.tw/Terms-and-Conditions>. Attention is drawn to the limitation of liability, indemnification and jurisdiction issues defined therein. Any holder of this document is advised that information contained hereon reflects the Company's findings at the time of its intervention only and within the limits of Client's instructions, if any. The Company's sole responsibility is to its Client and this document does not exonerate parties to a transaction from exercising all their rights and obligations under the transaction documents. This document cannot be reproduced except in full, without prior written approval of the Company. Any unauthorized alteration, forgery or falsification of the content or appearance of this document is unlawful and offenders may be prosecuted to the fullest extent of the law.

ID: 077

Report No. :TESA2211000528E5

Measurement Report for, Body, Top Edge, U-NII-7, Aux

IEEE 802.11ax (160MHz, MCS0, 90pc duty cycle), Channel 143 (6665.0 MHz)

Exposure Conditions

Phantom Section	Position, Test Distance [mm]	Conversion Factor
5G	Top Edge, 2.00	1.0

Hardware Setup


Phantom	Medium	Probe, Calibration Date	DAE, Calibration Date
mmWave - 1076	Air -	EUmmWV4 - SN9635_F1-55GHz, 2022-06-14	DAE4 Sn1260, 2022-09-22

Scans Setup

Scan Type	5G Scan
Grid Extents [mm]	100.0 x 100.0
Grid Steps [lambda]	0.0625 x 0.0625
Sensor Surface [mm]	2.0

Measurement Results

Scan Type	5G Scan
Date	2023-1-8
Avg. Area [cm ²]	4.00
psPDn+ [W/m ²]	0.500
psPDtot+ [W/m ²]	0.595
psPDmod+ [W/m ²]	0.746
E _{max} [V/m]	23.9
Power Drift [dB]	-0.05



Unless otherwise stated the results shown in this test report refer only to the sample(s) tested and such sample(s) are retained for 90 days only.

除非另有說明，此報告結果僅對測試之樣品負責，同時此樣品僅保留90天。本報告未經本公司書面許可，不可部份複製。

This document is issued by the Company subject to its General Conditions of Service printed overleaf, available on request or accessible at <http://www.sgs.com.tw/Terms-and-Conditions> and for electronic format documents, subject to Terms and Conditions for Electronic Documents at <http://www.sgs.com.tw/Terms-and-Conditions>. Attention is drawn to the limitation of liability, indemnification and jurisdiction issues defined therein. Any holder of this document is advised that information contained hereon reflects the Company's findings at the time of its intervention only and within the limits of Client's instructions, if any. The Company's sole responsibility is to its Client and this document does not exonerate parties to a transaction from exercising all their rights and obligations under the transaction documents. This document cannot be reproduced except in full, without prior written approval of the Company. Any unauthorized alteration, forgery or falsification of the content or appearance of this document is unlawful and offenders may be prosecuted to the fullest extent of the law.

ID: 078

Report No. :TESA2211000528E5

Measurement Report for, Body, Top Edge, U-NII-8, Aux

IEEE 802.11ax (160MHz, MCS0, 90pc duty cycle), Channel 207 (6985.0 MHz)

Exposure Conditions

Phantom Section	Position, Test Distance [mm]	Conversion Factor
5G	Top Edge, 2.00	1.0

Hardware Setup


Phantom	Medium	Probe, Calibration Date	DAE, Calibration Date
mmWave - 1076	Air -	EUmmWV4 - SN9635_F1-55GHz, 2022-06-14	DAE4 Sn1260, 2022-09-22

Scans Setup

Scan Type	5G Scan
Grid Extents [mm]	100.0 x 100.0
Grid Steps [lambda]	0.0625 x 0.0625
Sensor Surface [mm]	2.0

Measurement Results

Scan Type	5G Scan
Date	2023-1-8
Avg. Area [cm ²]	4.00
psPDn+ [W/m ²]	0.345
psPDtot+ [W/m ²]	0.585
psPDmod+ [W/m ²]	0.680
E _{max} [V/m]	24.8
Power Drift [dB]	0.01



Unless otherwise stated the results shown in this test report refer only to the sample(s) tested and such sample(s) are retained for 90 days only.

除非另有說明，此報告結果僅對測試之樣品負責，同時此樣品僅保留90天。本報告未經本公司書面許可，不可部份複製。

This document is issued by the Company subject to its General Conditions of Service printed overleaf, available on request or accessible at <http://www.sgs.com.tw/Terms-and-Conditions> and for electronic format documents, subject to Terms and Conditions for Electronic Documents at <http://www.sgs.com.tw/Terms-and-Conditions>. Attention is drawn to the limitation of liability, indemnification and jurisdiction issues defined therein. Any holder of this document is advised that information contained hereon reflects the Company's findings at the time of its intervention only and within the limits of Client's instructions, if any. The Company's sole responsibility is to its Client and this document does not exonerate parties to a transaction from exercising all their rights and obligations under the transaction documents. This document cannot be reproduced except in full, without prior written approval of the Company. Any unauthorized alteration, forgery or falsification of the content or appearance of this document is unlawful and offenders may be prosecuted to the fullest extent of the law.

ID: 079

Report No. :TESA2211000528E5

Measurement Report for, Body, Top Edge, U-NII-5, Main
IEEE 802.11ax (160MHz, MCS0, 90pc duty cycle), Channel 15 (6025.0 MHz)

Exposure Conditions

Phantom Section	Position, Test Distance [mm]	Conversion Factor
5G	Top Edge, 2.00	1.0

Hardware Setup

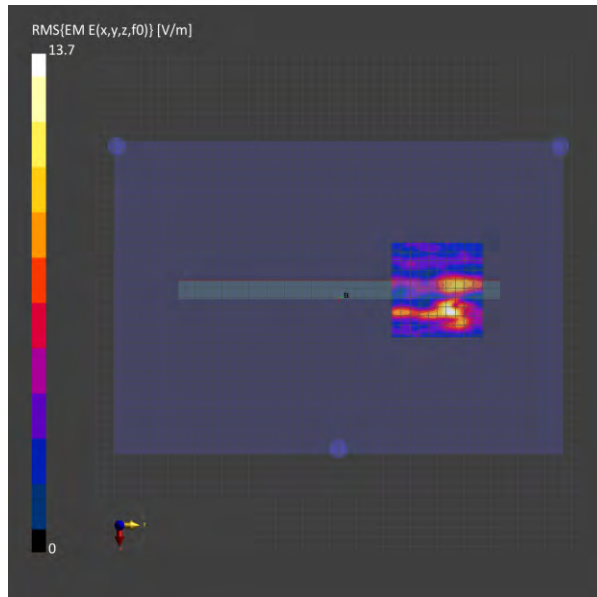
Phantom	Medium	Probe, Calibration Date	DAE, Calibration Date
mmWave - 1076	Air -	EUmmWV4 - SN9635_F1-55GHz, 2022-06-14	DAE4 Sn1260, 2022-09-22

Scans Setup

Scan Type	5G Scan
Grid Extents [mm]	100.0 x 100.0
Grid Steps [lambda]	0.0625 x 0.0625
Sensor Surface [mm]	2.0

Measurement Results

Scan Type	5G Scan
Date	2023-1-8
Avg. Area [cm ²]	4.00
psPDn+ [W/m ²]	0.102
psPDtot+ [W/m ²]	0.141
psPDmod+ [W/m ²]	0.223
E _{max} [V/m]	13.6
Power Drift [dB]	-0.03



Unless otherwise stated the results shown in this test report refer only to the sample(s) tested and such sample(s) are retained for 90 days only.

除非另有說明，此報告結果僅對測試之樣品負責，同時此樣品僅保留90天。本報告未經本公司書面許可，不可部份複製。

This document is issued by the Company subject to its General Conditions of Service printed overleaf, available on request or accessible at <http://www.sgs.com.tw/Terms-and-Conditions> and for electronic format documents, subject to Terms and Conditions for Electronic Documents at <http://www.sgs.com.tw/Terms-and-Conditions>. Attention is drawn to the limitation of liability, indemnification and jurisdiction issues defined therein. Any holder of this document is advised that information contained hereon reflects the Company's findings at the time of its intervention only and within the limits of Client's instructions, if any. The Company's sole responsibility is to its Client and this document does not exonerate parties to a transaction from exercising all their rights and obligations under the transaction documents. This document cannot be reproduced except in full, without prior written approval of the Company. Any unauthorized alteration, forgery or falsification of the content or appearance of this document is unlawful and offenders may be prosecuted to the fullest extent of the law.

ID: 080

Report No. :TESA2211000528E5

Measurement Report for, Body, Top Edge, U-NII-5, Main
IEEE 802.11ax (160MHz, MCS0, 90pc duty cycle), Channel 47 (6185.0 MHz)

Exposure Conditions

Phantom Section	Position, Test Distance [mm]	Conversion Factor
5G	Top Edge, 2.00	1.0

Hardware Setup


Phantom	Medium	Probe, Calibration Date	DAE, Calibration Date
mmWave - 1076	Air -	EUmmWV4 - SN9635_F1-55GHz, 2022-06-14	DAE4 Sn1260, 2022-09-22

Scans Setup

Scan Type	5G Scan
Grid Extents [mm]	100.0 x 100.0
Grid Steps [lambda]	0.0625 x 0.0625
Sensor Surface [mm]	2.0

Measurement Results

Scan Type	5G Scan
Date	2023-1-8
Avg. Area [cm ²]	4.00
psPDn+ [W/m ²]	0.504
psPDtot+ [W/m ²]	0.532
psPDmod+ [W/m ²]	0.586
E _{max} [V/m]	18.6
Power Drift [dB]	-0.12



Unless otherwise stated the results shown in this test report refer only to the sample(s) tested and such sample(s) are retained for 90 days only.

除非另有說明，此報告結果僅對測試之樣品負責，同時此樣品僅保留90天。本報告未經本公司書面許可，不可部份複製。

This document is issued by the Company subject to its General Conditions of Service printed overleaf, available on request or accessible at <http://www.sgs.com.tw/Terms-and-Conditions> and for electronic format documents, subject to Terms and Conditions for Electronic Documents at <http://www.sgs.com.tw/Terms-and-Conditions>. Attention is drawn to the limitation of liability, indemnification and jurisdiction issues defined therein. Any holder of this document is advised that information contained hereon reflects the Company's findings at the time of its intervention only and within the limits of Client's instructions, if any. The Company's sole responsibility is to its Client and this document does not exonerate parties to a transaction from exercising all their rights and obligations under the transaction documents. This document cannot be reproduced except in full, without prior written approval of the Company. Any unauthorized alteration, forgery or falsification of the content or appearance of this document is unlawful and offenders may be prosecuted to the fullest extent of the law.

ID: 081

Report No. :TESA2211000528E5

Measurement Report for, Body, Top Edge, U-NII-6, Main
IEEE 802.11ax (160MHz, MCS0, 90pc duty cycle), Channel 111 (6505.0 MHz)

Exposure Conditions

Phantom Section	Position, Test Distance [mm]	Conversion Factor
5G	Top Edge, 2.00	1.0

Hardware Setup


Phantom	Medium	Probe, Calibration Date	DAE, Calibration Date
mmWave - 1076	Air -	EUmmWV4 - SN9635_F1-55GHz, 2022-06-14	DAE4 Sn1260, 2022-09-22

Scans Setup

Scan Type	5G Scan
Grid Extents [mm]	100.0 x 100.0
Grid Steps [lambda]	0.0625 x 0.0625
Sensor Surface [mm]	2.0

Measurement Results

Scan Type	5G Scan
Date	2023-1-8
Avg. Area [cm ²]	4.00
psPDn+ [W/m ²]	0.504
psPDtot+ [W/m ²]	0.641
psPDmod+ [W/m ²]	0.784
E _{max} [V/m]	23.5
Power Drift [dB]	-0.07



Unless otherwise stated the results shown in this test report refer only to the sample(s) tested and such sample(s) are retained for 90 days only.

除非另有說明，此報告結果僅對測試之樣品負責，同時此樣品僅保留90天。本報告未經本公司書面許可，不可部份複製。

This document is issued by the Company subject to its General Conditions of Service printed overleaf, available on request or accessible at <http://www.sgs.com.tw/Terms-and-Conditions> and for electronic format documents, subject to Terms and Conditions for Electronic Documents at <http://www.sgs.com.tw/Terms-and-Conditions>. Attention is drawn to the limitation of liability, indemnification and jurisdiction issues defined therein. Any holder of this document is advised that information contained hereon reflects the Company's findings at the time of its intervention only and within the limits of Client's instructions, if any. The Company's sole responsibility is to its Client and this document does not exonerate parties to a transaction from exercising all their rights and obligations under the transaction documents. This document cannot be reproduced except in full, without prior written approval of the Company. Any unauthorized alteration, forgery or falsification of the content or appearance of this document is unlawful and offenders may be prosecuted to the fullest extent of the law.

ID: 082

Report No. :TESA2211000528E5

Measurement Report for, Body, Top Edge, U-NII-7, Main
IEEE 802.11ax (160MHz, MCS0, 90pc duty cycle), Channel 143 (6665.0 MHz)

Exposure Conditions

Phantom Section	Position, Test Distance [mm]	Conversion Factor
5G	Top Edge, 2.00	1.0

Hardware Setup

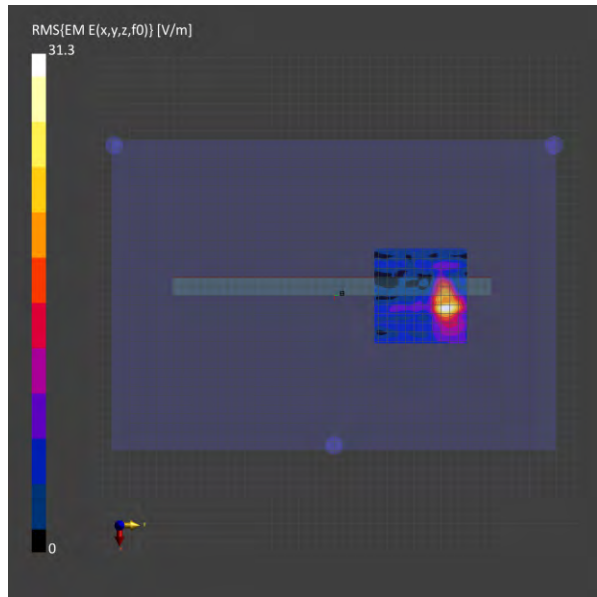
Phantom	Medium	Probe, Calibration Date	DAE, Calibration Date
mmWave - 1076	Air -	EUmmWV4 - SN9635_F1-55GHz, 2022-06-14	DAE4 Sn1260, 2022-09-22

Scans Setup

Scan Type	5G Scan
Grid Extents [mm]	100.0 x 100.0
Grid Steps [lambda]	0.0625 x 0.0625
Sensor Surface [mm]	2.0

Measurement Results

Scan Type	5G Scan
Date	2023-1-8
Avg. Area [cm ²]	4.00
psPDn+ [W/m ²]	1.10
psPDtot+ [W/m ²]	1.20
psPDmod+ [W/m ²]	1.46
E _{max} [V/m]	31.3
Power Drift [dB]	0.05



Unless otherwise stated the results shown in this test report refer only to the sample(s) tested and such sample(s) are retained for 90 days only.

除非另有說明，此報告結果僅對測試之樣品負責，同時此樣品僅保留90天。本報告未經本公司書面許可，不可部份複製。

This document is issued by the Company subject to its General Conditions of Service printed overleaf, available on request or accessible at <http://www.sgs.com.tw/Terms-and-Conditions> and for electronic format documents, subject to Terms and Conditions for Electronic Documents at <http://www.sgs.com.tw/Terms-and-Conditions>. Attention is drawn to the limitation of liability, indemnification and jurisdiction issues defined therein. Any holder of this document is advised that information contained hereon reflects the Company's findings at the time of its intervention only and within the limits of Client's instructions, if any. The Company's sole responsibility is to its Client and this document does not exonerate parties to a transaction from exercising all their rights and obligations under the transaction documents. This document cannot be reproduced except in full, without prior written approval of the Company. Any unauthorized alteration, forgery or falsification of the content or appearance of this document is unlawful and offenders may be prosecuted to the fullest extent of the law.

ID: 083

Report No. :TESA2211000528E5

Measurement Report for, Body, Top Edge, U-NII-8, Main
IEEE 802.11ax (160MHz, MCS0, 90pc duty cycle), Channel 207 (6985.0 MHz)

Exposure Conditions

Phantom Section	Position, Test Distance [mm]	Conversion Factor
5G	Top Edge, 2.00	1.0

Hardware Setup


Phantom	Medium	Probe, Calibration Date	DAE, Calibration Date
mmWave - 1076	Air -	EUmmWV4 - SN9635_F1-55GHz, 2022-06-14	DAE4 Sn1260, 2022-09-22

Scans Setup

Scan Type	5G Scan
Grid Extents [mm]	100.0 x 100.0
Grid Steps [lambda]	0.0625 x 0.0625
Sensor Surface [mm]	2.0

Measurement Results

Scan Type	5G Scan
Date	2023-1-8
Avg. Area [cm ²]	4.00
psPDn+ [W/m ²]	3.40
psPDtot+ [W/m ²]	3.84
psPDmod+ [W/m ²]	5.06
E _{max} [V/m]	64.3
Power Drift [dB]	-0.06



Unless otherwise stated the results shown in this test report refer only to the sample(s) tested and such sample(s) are retained for 90 days only.

除非另有說明，此報告結果僅對測試之樣品負責，同時此樣品僅保留90天。本報告未經本公司書面許可，不可部份複製。

This document is issued by the Company subject to its General Conditions of Service printed overleaf, available on request or accessible at <http://www.sgs.com.tw/Terms-and-Conditions> and for electronic format documents, subject to Terms and Conditions for Electronic Documents at <http://www.sgs.com.tw/Terms-and-Conditions>. Attention is drawn to the limitation of liability, indemnification and jurisdiction issues defined therein. Any holder of this document is advised that information contained hereon reflects the Company's findings at the time of its intervention only and within the limits of Client's instructions, if any. The Company's sole responsibility is to its Client and this document does not exonerate parties to a transaction from exercising all their rights and obligations under the transaction documents. This document cannot be reproduced except in full, without prior written approval of the Company. Any unauthorized alteration, forgery or falsification of the content or appearance of this document is unlawful and offenders may be prosecuted to the fullest extent of the law.

ID: 084

Report No. :TESA2211000528E5

Measurement Report for, Body, Top Edge, U-NII-5, Aux

IEEE 802.11ax (160MHz, MCS0, 90pc duty cycle), Channel 15 (6025.0 MHz)

Exposure Conditions

Phantom Section	Position, Test Distance [mm]	Conversion Factor
5G	Top Edge, 2.00	1.0

Hardware Setup


Phantom	Medium	Probe, Calibration Date	DAE, Calibration Date
mmWave - 1076	Air -	EUmmWV4 - SN9635_F1-55GHz, 2022-06-14	DAE4 Sn1260, 2022-09-22

Scans Setup

Scan Type	5G Scan
Grid Extents [mm]	100.0 x 100.0
Grid Steps [lambda]	0.0625 x 0.0625
Sensor Surface [mm]	2.0

Measurement Results

Scan Type	5G Scan
Date	2023-1-8
Avg. Area [cm ²]	4.00
psPDn+ [W/m ²]	0.404
psPDtot+ [W/m ²]	0.513
psPDmod+ [W/m ²]	0.671
E _{max} [V/m]	24.1
Power Drift [dB]	-0.06



Unless otherwise stated the results shown in this test report refer only to the sample(s) tested and such sample(s) are retained for 90 days only.

除非另有說明，此報告結果僅對測試之樣品負責，同時此樣品僅保留90天。本報告未經本公司書面許可，不可部份複製。

This document is issued by the Company subject to its General Conditions of Service printed overleaf, available on request or accessible at <http://www.sgs.com.tw/Terms-and-Conditions> and for electronic format documents, subject to Terms and Conditions for Electronic Documents at <http://www.sgs.com.tw/Terms-and-Conditions>. Attention is drawn to the limitation of liability, indemnification and jurisdiction issues defined therein. Any holder of this document is advised that information contained hereon reflects the Company's findings at the time of its intervention only and within the limits of Client's instructions, if any. The Company's sole responsibility is to its Client and this document does not exonerate parties to a transaction from exercising all their rights and obligations under the transaction documents. This document cannot be reproduced except in full, without prior written approval of the Company. Any unauthorized alteration, forgery or falsification of the content or appearance of this document is unlawful and offenders may be prosecuted to the fullest extent of the law.

ID: 085

Report No. :TESA2211000528E5

Measurement Report for, Body, Top Edge, U-NII-5, Aux

IEEE 802.11ax (160MHz, MCS0, 90pc duty cycle), Channel 79 (6345.0 MHz)

Exposure Conditions

Phantom Section	Position, Test Distance [mm]	Conversion Factor
5G	Top Edge, 2.00	1.0

Hardware Setup

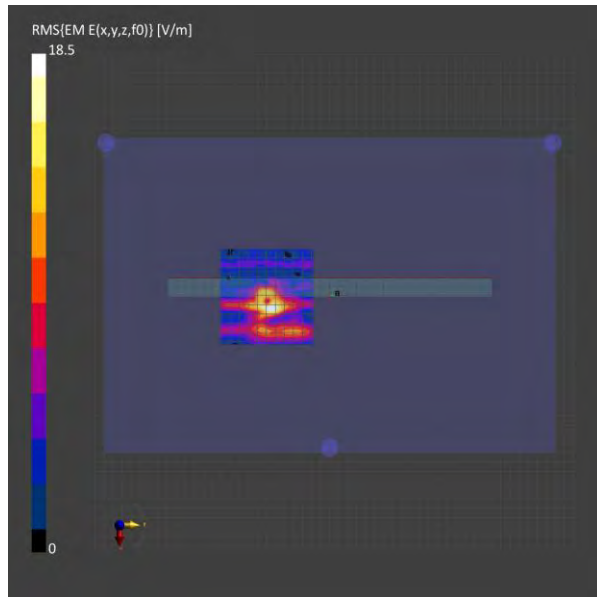
Phantom	Medium	Probe, Calibration Date	DAE, Calibration Date
mmWave - 1076	Air -	EUmmWV4 - SN9635_F1-55GHz, 2022-06-14	DAE4 Sn1260, 2022-09-22

Scans Setup

Scan Type	5G Scan
Grid Extents [mm]	100.0 x 100.0
Grid Steps [lambda]	0.0625 x 0.0625
Sensor Surface [mm]	2.0

Measurement Results

Scan Type	5G Scan
Date	2023-1-9
Avg. Area [cm ²]	4.00
psPDn+ [W/m ²]	0.192
psPDtot+ [W/m ²]	0.307
psPDmod+ [W/m ²]	0.408
E _{max} [V/m]	18.5
Power Drift [dB]	-0.04



Unless otherwise stated the results shown in this test report refer only to the sample(s) tested and such sample(s) are retained for 90 days only.

除非另有說明，此報告結果僅對測試之樣品負責，同時此樣品僅保留90天。本報告未經本公司書面許可，不可部份複製。

This document is issued by the Company subject to its General Conditions of Service printed overleaf, available on request or accessible at <http://www.sgs.com.tw/Terms-and-Conditions> and for electronic format documents, subject to Terms and Conditions for Electronic Documents at <http://www.sgs.com.tw/Terms-and-Conditions>. Attention is drawn to the limitation of liability, indemnification and jurisdiction issues defined therein. Any holder of this document is advised that information contained hereon reflects the Company's findings at the time of its intervention only and within the limits of Client's instructions, if any. The Company's sole responsibility is to its Client and this document does not exonerate parties to a transaction from exercising all their rights and obligations under the transaction documents. This document cannot be reproduced except in full, without prior written approval of the Company. Any unauthorized alteration, forgery or falsification of the content or appearance of this document is unlawful and offenders may be prosecuted to the fullest extent of the law.

ID: 086

Report No. :TESA2211000528E5

Measurement Report for, Body, Top Edge, U-NII-6, Aux

IEEE 802.11ax (160MHz, MCS0, 90pc duty cycle), Channel 111 (6505.0 MHz)

Exposure Conditions

Phantom Section	Position, Test Distance [mm]	Conversion Factor
5G	Top Edge, 2.00	1.0

Hardware Setup

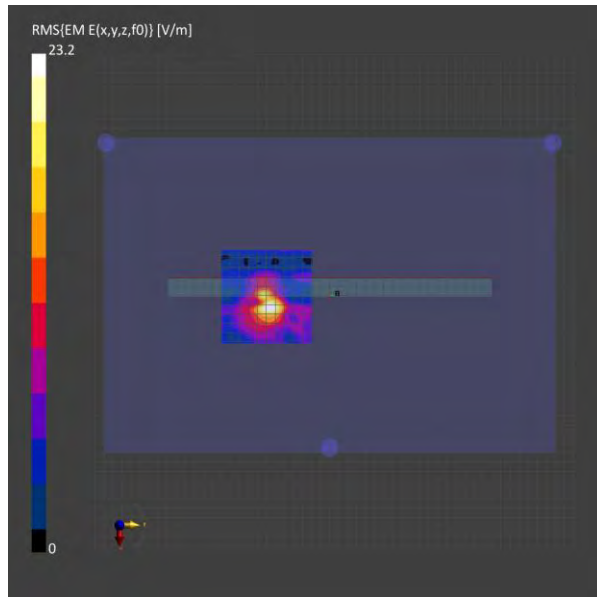
Phantom	Medium	Probe, Calibration Date	DAE, Calibration Date
mmWave - 1076	Air -	EUmmWV4 - SN9635_F1-55GHz, 2022-06-14	DAE4 Sn1260, 2022-09-22

Scans Setup

Scan Type	5G Scan
Grid Extents [mm]	100.0 x 100.0
Grid Steps [lambda]	0.0625 x 0.0625
Sensor Surface [mm]	2.0

Measurement Results

Scan Type	5G Scan
Date	2023-1-9
Avg. Area [cm ²]	4.00
psPDn+ [W/m ²]	0.433
psPDtot+ [W/m ²]	0.520
psPDmod+ [W/m ²]	0.627
E _{max} [V/m]	23.2
Power Drift [dB]	0.12



Unless otherwise stated the results shown in this test report refer only to the sample(s) tested and such sample(s) are retained for 90 days only.

除非另有說明，此報告結果僅對測試之樣品負責，同時此樣品僅保留90天。本報告未經本公司書面許可，不可部份複製。

This document is issued by the Company subject to its General Conditions of Service printed overleaf, available on request or accessible at <http://www.sgs.com.tw/Terms-and-Conditions> and for electronic format documents, subject to Terms and Conditions for Electronic Documents at <http://www.sgs.com.tw/Terms-and-Conditions>. Attention is drawn to the limitation of liability, indemnification and jurisdiction issues defined therein. Any holder of this document is advised that information contained hereon reflects the Company's findings at the time of its intervention only and within the limits of Client's instructions, if any. The Company's sole responsibility is to its Client and this document does not exonerate parties to a transaction from exercising all their rights and obligations under the transaction documents. This document cannot be reproduced except in full, without prior written approval of the Company. Any unauthorized alteration, forgery or falsification of the content or appearance of this document is unlawful and offenders may be prosecuted to the fullest extent of the law.

ID: 087

Report No. :TESA2211000528E5

Measurement Report for Body, Top Edge, U-NII-7, Aux

IEEE 802.11ax (160MHz, MCS0, 90pc duty cycle), Channel 143 (6665.0 MHz)

Exposure Conditions

Phantom Section	Position, Test Distance [mm]	Conversion Factor
5G	Top Edge, 2.00	1.0

Hardware Setup


Phantom	Medium	Probe, Calibration Date	DAE, Calibration Date
mmWave - 1076	Air -	EUmmWV4 - SN9635_F1-55GHz, 2022-06-14	DAE4 Sn1260, 2022-09-22

Scans Setup

Scan Type	5G Scan
Grid Extents [mm]	100.0 x 100.0
Grid Steps [lambda]	0.0625 x 0.0625
Sensor Surface [mm]	2.0

Measurement Results

Scan Type	5G Scan
Date	2023-1-9
Avg. Area [cm ²]	4.00
psPDn+ [W/m ²]	0.506
psPDtot+ [W/m ²]	0.565
psPDmod+ [W/m ²]	0.643
E _{max} [V/m]	21.3
Power Drift [dB]	0.08



Unless otherwise stated the results shown in this test report refer only to the sample(s) tested and such sample(s) are retained for 90 days only.

除非另有說明，此報告結果僅對測試之樣品負責，同時此樣品僅保留90天。本報告未經本公司書面許可，不可部份複製。

This document is issued by the Company subject to its General Conditions of Service printed overleaf, available on request or accessible at <http://www.sgs.com.tw/Terms-and-Conditions> and for electronic format documents, subject to Terms and Conditions for Electronic Documents at <http://www.sgs.com.tw/Terms-and-Conditions>. Attention is drawn to the limitation of liability, indemnification and jurisdiction issues defined therein. Any holder of this document is advised that information contained hereon reflects the Company's findings at the time of its intervention only and within the limits of Client's instructions, if any. The Company's sole responsibility is to its Client and this document does not exonerate parties to a transaction from exercising all their rights and obligations under the transaction documents. This document cannot be reproduced except in full, without prior written approval of the Company. Any unauthorized alteration, forgery or falsification of the content or appearance of this document is unlawful and offenders may be prosecuted to the fullest extent of the law.

ID: 088

Report No. :TESA2211000528E5

Measurement Report for Body, Top Edge, U-NII-8, Aux

IEEE 802.11ax (160MHz, MCS0, 90pc duty cycle), Channel 207 (6985.0 MHz)

Exposure Conditions

Phantom Section	Position, Test Distance [mm]	Conversion Factor
5G	Top Edge, 2.00	1.0

Hardware Setup


Phantom	Medium	Probe, Calibration Date	DAE, Calibration Date
mmWave - 1076	Air -	EUmmWV4 - SN9635_F1-55GHz, 2022-06-14	DAE4 Sn1260, 2022-09-22

Scans Setup

Scan Type	5G Scan
Grid Extents [mm]	100.0 x 100.0
Grid Steps [lambda]	0.0625 x 0.0625
Sensor Surface [mm]	2.0

Measurement Results

Scan Type	5G Scan
Date	2023-1-9
Avg. Area [cm ²]	4.00
psPDn+ [W/m ²]	0.585
psPDtot+ [W/m ²]	0.676
psPDmod+ [W/m ²]	0.873
E _{max} [V/m]	22.0
Power Drift [dB]	0.11



Unless otherwise stated the results shown in this test report refer only to the sample(s) tested and such sample(s) are retained for 90 days only.

除非另有說明，此報告結果僅對測試之樣品負責，同時此樣品僅保留90天。本報告未經本公司書面許可，不可部份複製。

This document is issued by the Company subject to its General Conditions of Service printed overleaf, available on request or accessible at <http://www.sgs.com.tw/Terms-and-Conditions> and for electronic format documents, subject to Terms and Conditions for Electronic Documents at <http://www.sgs.com.tw/Terms-and-Conditions>. Attention is drawn to the limitation of liability, indemnification and jurisdiction issues defined therein. Any holder of this document is advised that information contained hereon reflects the Company's findings at the time of its intervention only and within the limits of Client's instructions, if any. The Company's sole responsibility is to its Client and this document does not exonerate parties to a transaction from exercising all their rights and obligations under the transaction documents. This document cannot be reproduced except in full, without prior written approval of the Company. Any unauthorized alteration, forgery or falsification of the content or appearance of this document is unlawful and offenders may be prosecuted to the fullest extent of the law.

SGS Taiwan Ltd.

No.134,Wu Kung Road, New Taipei Industrial Park, Wuku District, New Taipei City, Taiwan/新北市五股區新北產業園區五工路 134 號

台灣檢驗科技股份有限公司

t (886-2) 2299-3279

f (886-2) 2298-0488

www.sgs.com.tw

Member of SGS Group

14 SAR SYSTEM CHECK RESULTS

Date: 2022/12/16

Report No. :TESA2211000528E5

Dipole 2450 MHz_SN:727

Communication System: CW; Frequency: 2450 MHz; Duty cycle= 1:1

Medium parameters used: $f = 2450$ MHz; $\sigma = 1.846$ S/m; $\epsilon_r = 39.635$; $\rho = 1000$ kg/m³

Phantom section: Flat Section

Ambient temperature: 22.2°C; Liquid temperature: 21.8°C

DASY5 Configuration:

- Probe: EX3DV4 - SN7466; ConvF(8.1, 8.1, 8.1) @ 2450 MHz; Calibrated: 2022/1/26
- Sensor-Surface: 2mm (Mechanical Surface Detection)
- Electronics: DAE4 Sn1260; Calibrated: 2022/9/22
- Phantom: ELI
- DASY52 52.10.4(1527); SEMCAD X 14.6.14(7483)

Area Scan (51x61x1): Interpolated grid: dx=12 mm, dy=12 mm

Maximum value of SAR (interpolated) = 22.1 W/kg

Zoom Scan (7x7x7)/Cube 0: Measurement grid: dx=5mm, dy=5mm, dz=5mm

Reference Value = 104.6 V/m; Power Drift = 0.04 dB

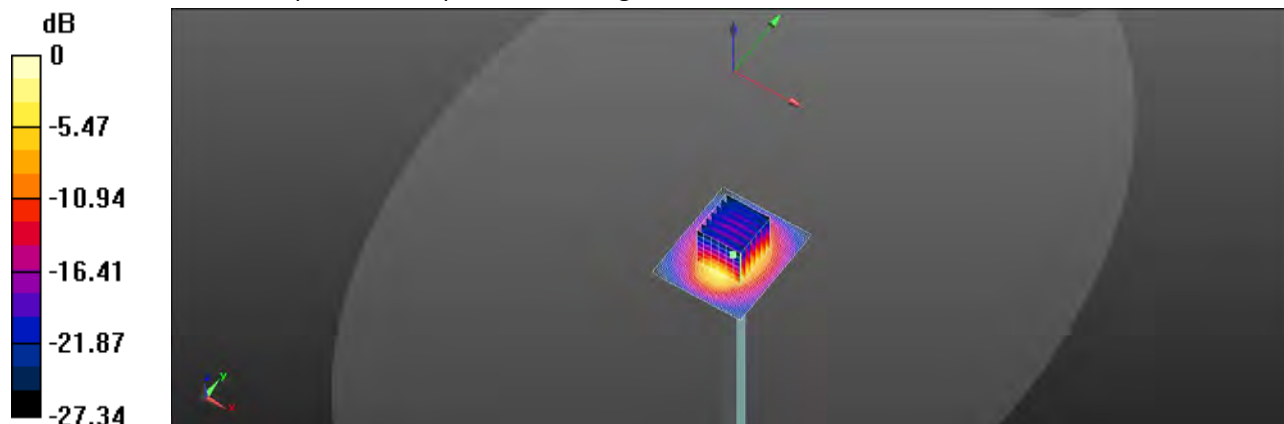
Peak SAR (extrapolated) = 27.1 W/kg

SAR(1 g) = 13.2 W/kg; SAR(10 g) = 6.18 W/kg

Smallest distance from peaks to all points 3 dB below = 9.8 mm

Ratio of SAR at M2 to SAR at M1 = 49.3%

Maximum value of SAR (measured) = 20.1 W/kg



0 dB = 22.1 W/kg = 13.44 dBW/kg

Unless otherwise stated the results shown in this test report refer only to the sample(s) tested and such sample(s) are retained for 90 days only.

除非另有說明，此報告結果僅對測試之樣品負責，同時此樣品僅保留90天。本報告未經本公司書面許可，不可部份複製。

This document is issued by the Company subject to its General Conditions of Service printed overleaf, available on request or accessible at <http://www.sgs.com.tw/Terms-and-Conditions> and for electronic format documents, subject to Terms and Conditions for Electronic Documents at <http://www.sgs.com.tw/Terms-and-Conditions>. Attention is drawn to the limitation of liability, indemnification and jurisdiction issues defined therein. Any holder of this document is advised that information contained hereon reflects the Company's findings at the time of its intervention only and within the limits of Client's instructions, if any. The Company's sole responsibility is to its Client and this document does not exonerate parties to a transaction from exercising all their rights and obligations under the transaction documents. This document cannot be reproduced except in full, without prior written approval of the Company. Any unauthorized alteration, forgery or falsification of the content or appearance of this document is unlawful and offenders may be prosecuted to the fullest extent of the law.

Report No. :TESA2211000528E5

Dipole 5250 MHz_SN:1023

Communication System: CW; Frequency: 5250 MHz; Duty cycle= 1:1

Medium parameters used: $f = 5250 \text{ MHz}$; $\sigma = 4.701 \text{ S/m}$; $\epsilon_r = 35.936$; $\rho = 1000 \text{ kg/m}^3$

Phantom section: Flat Section

Ambient temperature: 22.3°C; Liquid temperature: 22.0°C

DASY5 Configuration:

- Probe: EX3DV4 - SN7466; ConvF(5.44, 5.44, 5.44) @ 5250 MHz; Calibrated: 2022/1/26
- Sensor-Surface: 2mm (Mechanical Surface Detection)
- Electronics: DAE4 Sn1260; Calibrated: 2022/9/22
- Phantom: ELI
- DASY52 52.10.4(1527); SEMCAD X 14.6.14(7483)

Area Scan (61x61x1): Interpolated grid: $dx=10 \text{ mm}$, $dy=10 \text{ mm}$

Maximum value of SAR (interpolated) = 17.3 W/kg

Zoom Scan (7x7x12)/Cube 0: Measurement grid: $dx=4\text{mm}$, $dy=4\text{mm}$, $dz=2\text{mm}$

Reference Value = 59.76 V/m; Power Drift = -0.14 dB


Peak SAR (extrapolated) = 34.7 W/kg

SAR(1 g) = 8.28 W/kg; SAR(10 g) = 2.31 W/kg

Smallest distance from peaks to all points 3 dB below = 7.4 mm

Ratio of SAR at M2 to SAR at M1 = 55.1%

Maximum value of SAR (measured) = 17.8 W/kg



0 dB = 17.8 W/kg = 12.50 dBW/kg

Unless otherwise stated the results shown in this test report refer only to the sample(s) tested and such sample(s) are retained for 90 days only.

除非另有說明，此報告結果僅對測試之樣品負責，同時此樣品僅保留90天。本報告未經本公司書面許可，不可部份複製。

This document is issued by the Company subject to its General Conditions of Service printed overleaf, available on request or accessible at <http://www.sgs.com.tw/Terms-and-Conditions> and for electronic format documents, subject to Terms and Conditions for Electronic Documents at <http://www.sgs.com.tw/Terms-and-Conditions>. Attention is drawn to the limitation of liability, indemnification and jurisdiction issues defined therein. Any holder of this document is advised that information contained hereon reflects the Company's findings at the time of its intervention only and within the limits of Client's instructions, if any. The Company's sole responsibility is to its Client and this document does not exonerate parties to a transaction from exercising all their rights and obligations under the transaction documents. This document cannot be reproduced except in full, without prior written approval of the Company. Any unauthorized alteration, forgery or falsification of the content or appearance of this document is unlawful and offenders may be prosecuted to the fullest extent of the law.

Report No. :TESA2211000528E5

Dipole 5600 MHz_SN:1023

Communication System: CW; Frequency: 5600 MHz; Duty cycle= 1:1

Medium parameters used: $f = 5600 \text{ MHz}$; $\sigma = 5.121 \text{ S/m}$; $\epsilon_r = 35.103$; $\rho = 1000 \text{ kg/m}^3$

Phantom section: Flat Section

Ambient temperature: 22.1°C; Liquid temperature: 21.6°C

DASY5 Configuration:

- Probe: EX3DV4 - SN7466; ConvF(5.05, 5.05, 5.05) @ 5600 MHz; Calibrated: 2022/1/26
- Sensor-Surface: 2mm (Mechanical Surface Detection)
- Electronics: DAE4 Sn1260; Calibrated: 2022/9/22
- Phantom: ELI
- DASY52 52.10.4(1527); SEMCAD X 14.6.14(7483)

Area Scan (61x61x1): Interpolated grid: dx=10 mm, dy=10 mm

Maximum value of SAR (interpolated) = 16.4 W/kg

Zoom Scan (7x7x12)/Cube 0: Measurement grid: dx=4mm, dy=4mm, dz=2mm

Reference Value = 59.23 V/m; Power Drift = -0.16 dB


Peak SAR (extrapolated) = 33.5 W/kg

SAR(1 g) = 8.1 W/kg; SAR(10 g) = 2.37 W/kg

Smallest distance from peaks to all points 3 dB below = 7.9 mm

Ratio of SAR at M2 to SAR at M1 = 53%

Maximum value of SAR (measured) = 16.6 W/kg



0 dB = 16.6 W/kg = 12.20 dBW/kg

Unless otherwise stated the results shown in this test report refer only to the sample(s) tested and such sample(s) are retained for 90 days only.

除非另有說明，此報告結果僅對測試之樣品負責，同時此樣品僅保留90天。本報告未經本公司書面許可，不可部份複製。

This document is issued by the Company subject to its General Conditions of Service printed overleaf, available on request or accessible at <http://www.sgs.com.tw/Terms-and-Conditions> and for electronic format documents, subject to Terms and Conditions for Electronic Documents at <http://www.sgs.com.tw/Terms-and-Conditions>. Attention is drawn to the limitation of liability, indemnification and jurisdiction issues defined therein. Any holder of this document is advised that information contained hereon reflects the Company's findings at the time of its intervention only and within the limits of Client's instructions, if any. The Company's sole responsibility is to its Client and this document does not exonerate parties to a transaction from exercising all their rights and obligations under the transaction documents. This document cannot be reproduced except in full, without prior written approval of the Company. Any unauthorized alteration, forgery or falsification of the content or appearance of this document is unlawful and offenders may be prosecuted to the fullest extent of the law.

Report No. :TESA2211000528E5

Dipole 5750 MHz_SN:1023

Communication System: CW; Frequency: 5750 MHz; Duty cycle= 1:1

Medium parameters used: $f = 5750 \text{ MHz}$; $\sigma = 5.293 \text{ S/m}$; $\epsilon_r = 34.801$; $\rho = 1000 \text{ kg/m}^3$

Phantom section: Flat Section

Ambient temperature: 22.2°C; Liquid temperature: 21.8°C

DASY5 Configuration:

- Probe: EX3DV4 - SN7466; ConvF(4.98, 4.98, 4.98) @ 5750 MHz; Calibrated: 2022/1/26
- Sensor-Surface: 2mm (Mechanical Surface Detection)
- Electronics: DAE4 Sn1260; Calibrated: 2022/9/22
- Phantom: ELI
- DASY52 52.10.4(1527); SEMCAD X 14.6.14(7483)

Area Scan (61x61x1): Interpolated grid: $dx=10 \text{ mm}$, $dy=10 \text{ mm}$

Maximum value of SAR (interpolated) = 16.7 W/kg

Zoom Scan (7x7x12)/Cube 0: Measurement grid: $dx=4\text{mm}$, $dy=4\text{mm}$, $dz=2\text{mm}$

Reference Value = 55.72 V/m; Power Drift = -0.12 dB

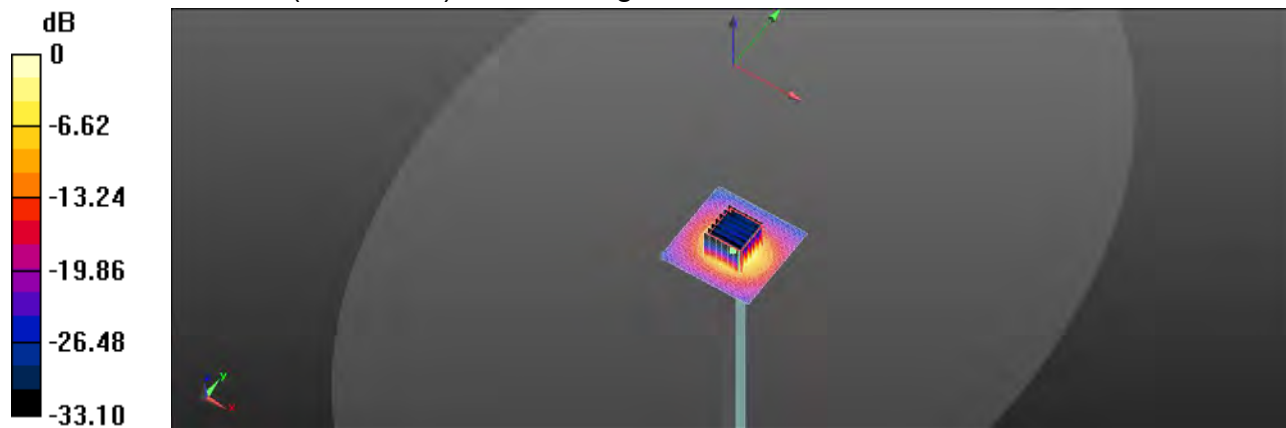
Peak SAR (extrapolated) = 36.4 W/kg

SAR(1 g) = 8.11 W/kg; SAR(10 g) = 2.3 W/kg

Smallest distance from peaks to all points 3 dB below = 7.4 mm

Ratio of SAR at M2 to SAR at M1 = 51.6%

Maximum value of SAR (measured) = 17.3 W/kg



0 dB = 17.3 W/kg = 12.38 dBW/kg

Unless otherwise stated the results shown in this test report refer only to the sample(s) tested and such sample(s) are retained for 90 days only.

除非另有說明，此報告結果僅對測試之樣品負責，同時此樣品僅保留90天。本報告未經本公司書面許可，不可部份複製。

This document is issued by the Company subject to its General Conditions of Service printed overleaf, available on request or accessible at <http://www.sgs.com.tw/Terms-and-Conditions> and for electronic format documents, subject to Terms and Conditions for Electronic Documents at <http://www.sgs.com.tw/Terms-and-Conditions>. Attention is drawn to the limitation of liability, indemnification and jurisdiction issues defined therein. Any holder of this document is advised that information contained hereon reflects the Company's findings at the time of its intervention only and within the limits of Client's instructions, if any. The Company's sole responsibility is to its Client and this document does not exonerate parties to a transaction from exercising all their rights and obligations under the transaction documents. This document cannot be reproduced except in full, without prior written approval of the Company. Any unauthorized alteration, forgery or falsification of the content or appearance of this document is unlawful and offenders may be prosecuted to the fullest extent of the law.

Report No. :TESA2211000528E5

Dipole 2450 MHz_SN:727

Communication System: CW; Frequency: 2450 MHz; Duty cycle= 1:1

Medium parameters used: $f = 2450 \text{ MHz}$; $\sigma = 1.849 \text{ S/m}$; $\epsilon_r = 39.525$; $\rho = 1000 \text{ kg/m}^3$

Phantom section: Flat Section

Ambient temperature: 22.5°C; Liquid temperature: 22.3°C

DASY5 Configuration:

- Probe: EX3DV4 - SN7466; ConvF(8.1, 8.1, 8.1) @ 2450 MHz; Calibrated: 2022/1/26
- Sensor-Surface: 2mm (Mechanical Surface Detection)
- Electronics: DAE4 Sn1260; Calibrated: 2022/9/22
- Phantom: ELI
- DASY52 52.10.4(1527); SEMCAD X 14.6.14(7483)

Area Scan (51x61x1): Interpolated grid: dx=12 mm, dy=12 mm

Maximum value of SAR (interpolated) = 21.6 W/kg

Zoom Scan (7x7x7)/Cube 0: Measurement grid: dx=5mm, dy=5mm, dz=5mm

Reference Value = 101.8 V/m; Power Drift = -0.14 dB

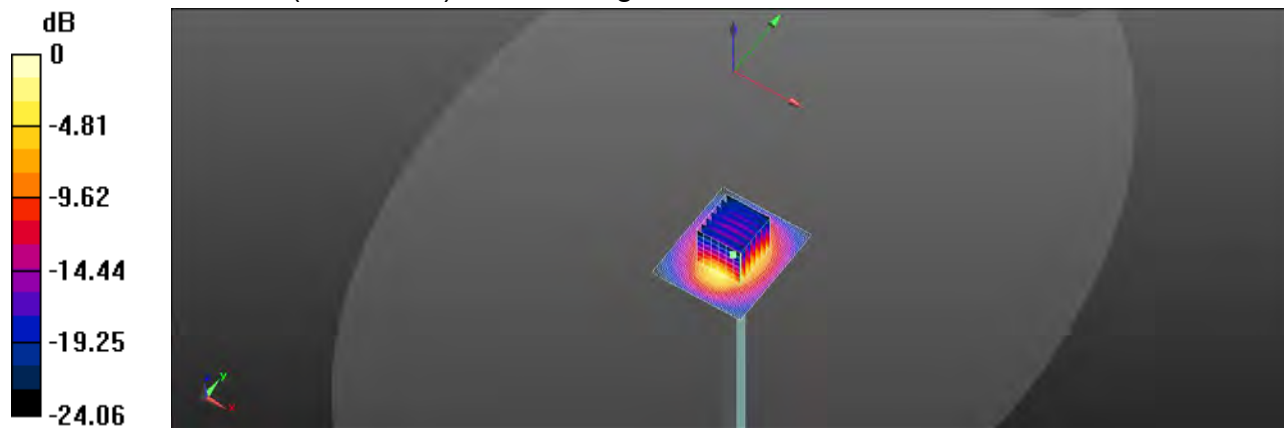
Peak SAR (extrapolated) = 27.7 W/kg

SAR(1 g) = 13.2 W/kg; SAR(10 g) = 6.1 W/kg

Smallest distance from peaks to all points 3 dB below = 9.5 mm

Ratio of SAR at M2 to SAR at M1 = 48.9%

Maximum value of SAR (measured) = 20.6 W/kg



0 dB = 21.6 W/kg = 13.35 dBW/kg

Unless otherwise stated the results shown in this test report refer only to the sample(s) tested and such sample(s) are retained for 90 days only.

除非另有說明，此報告結果僅對測試之樣品負責，同時此樣品僅保留90天。本報告未經本公司書面許可，不可部份複製。

This document is issued by the Company subject to its General Conditions of Service printed overleaf, available on request or accessible at <http://www.sgs.com.tw/Terms-and-Conditions> and for electronic format documents, subject to Terms and Conditions for Electronic Documents at <http://www.sgs.com.tw/Terms-and-Conditions>. Attention is drawn to the limitation of liability, indemnification and jurisdiction issues defined therein. Any holder of this document is advised that information contained hereon reflects the Company's findings at the time of its intervention only and within the limits of Client's instructions, if any. The Company's sole responsibility is to its Client and this document does not exonerate parties to a transaction from exercising all their rights and obligations under the transaction documents. This document cannot be reproduced except in full, without prior written approval of the Company. Any unauthorized alteration, forgery or falsification of the content or appearance of this document is unlawful and offenders may be prosecuted to the fullest extent of the law.

Report No. :TESA2211000528E5

Dipole 5250 MHz_SN:1023

Communication System: CW; Frequency: 5250 MHz; Duty cycle= 1:1

Medium parameters used: $f = 5250 \text{ MHz}$; $\sigma = 4.707 \text{ S/m}$; $\epsilon_r = 35.846$; $\rho = 1000 \text{ kg/m}^3$

Phantom section: Flat Section

Ambient temperature: 22.2°C; Liquid temperature: 21.9°C

DASY5 Configuration:

- Probe: EX3DV4 - SN7466; ConvF(5.44, 5.44, 5.44) @ 5250 MHz; Calibrated: 2022/1/26
- Sensor-Surface: 2mm (Mechanical Surface Detection)
- Electronics: DAE4 Sn1260; Calibrated: 2022/9/22
- Phantom: ELI
- DASY52 52.10.4(1527); SEMCAD X 14.6.14(7483)

Area Scan (61x61x1): Interpolated grid: $dx=10 \text{ mm}$, $dy=10 \text{ mm}$

Maximum value of SAR (interpolated) = 16.3 W/kg

Zoom Scan (7x7x12)/Cube 0: Measurement grid: $dx=4\text{mm}$, $dy=4\text{mm}$, $dz=2\text{mm}$

Reference Value = 58.53 V/m; Power Drift = -0.14 dB

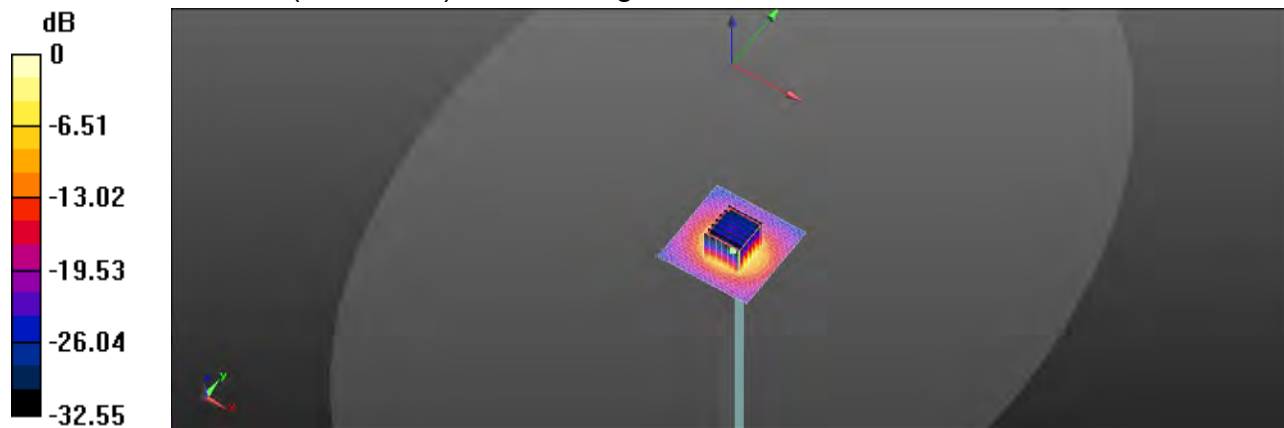
Peak SAR (extrapolated) = 32.2 W/kg

SAR(1 g) = 8.14 W/kg; SAR(10 g) = 2.33 W/kg

Smallest distance from peaks to all points 3 dB below = 7.2 mm

Ratio of SAR at M2 to SAR at M1 = 55.7%

Maximum value of SAR (measured) = 16.9 W/kg



0 dB = 16.9 W/kg = 12.28 dBW/kg

Unless otherwise stated the results shown in this test report refer only to the sample(s) tested and such sample(s) are retained for 90 days only.

除非另有說明，此報告結果僅對測試之樣品負責，同時此樣品僅保留90天。本報告未經本公司書面許可，不可部份複製。

This document is issued by the Company subject to its General Conditions of Service printed overleaf, available on request or accessible at <http://www.sgs.com.tw/Terms-and-Conditions> and for electronic format documents, subject to Terms and Conditions for Electronic Documents at <http://www.sgs.com.tw/Terms-and-Conditions>. Attention is drawn to the limitation of liability, indemnification and jurisdiction issues defined therein. Any holder of this document is advised that information contained hereon reflects the Company's findings at the time of its intervention only and within the limits of Client's instructions, if any. The Company's sole responsibility is to its Client and this document does not exonerate parties to a transaction from exercising all their rights and obligations under the transaction documents. This document cannot be reproduced except in full, without prior written approval of the Company. Any unauthorized alteration, forgery or falsification of the content or appearance of this document is unlawful and offenders may be prosecuted to the fullest extent of the law.

Report No. :TESA2211000528E5

Dipole 5600 MHz_SN:1023

Communication System: CW; Frequency: 5600 MHz; Duty cycle= 1:1

Medium parameters used: $f = 5600 \text{ MHz}$; $\sigma = 5.127 \text{ S/m}$; $\epsilon_r = 35.013$; $\rho = 1000 \text{ kg/m}^3$

Phantom section: Flat Section

Ambient temperature: 22.3°C; Liquid temperature: 22.0°C

DASY5 Configuration:

- Probe: EX3DV4 - SN7466; ConvF(5.05, 5.05, 5.05) @ 5600 MHz; Calibrated: 2022/1/26
- Sensor-Surface: 2mm (Mechanical Surface Detection)
- Electronics: DAE4 Sn1260; Calibrated: 2022/9/22
- Phantom: ELI
- DASY52 52.10.4(1527); SEMCAD X 14.6.14(7483)

Area Scan (61x61x1): Interpolated grid: dx=10 mm, dy=10 mm

Maximum value of SAR (interpolated) = 16.4 W/kg

Zoom Scan (7x7x12)/Cube 0: Measurement grid: dx=4mm, dy=4mm, dz=2mm

Reference Value = 57.88 V/m; Power Drift = -0.11 dB

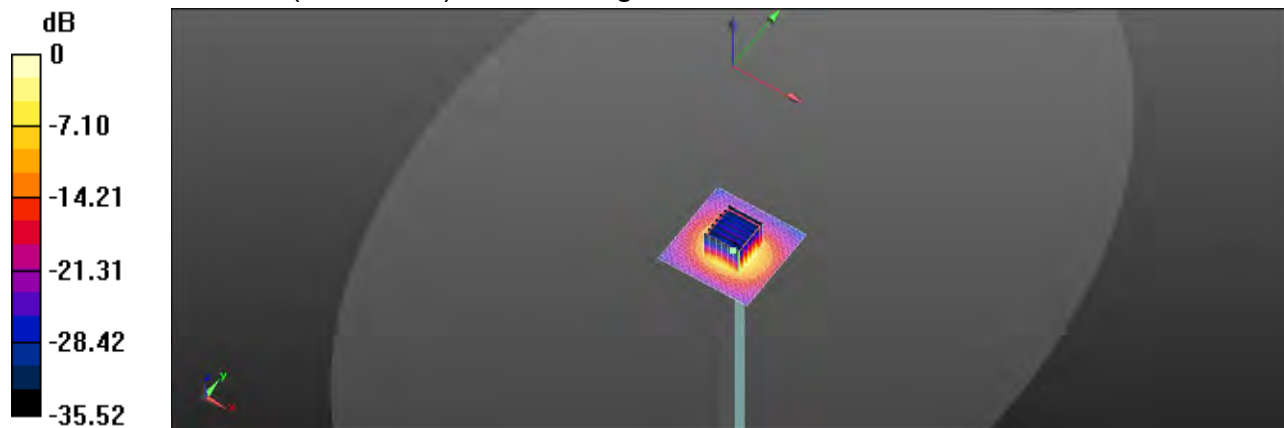
Peak SAR (extrapolated) = 35.1 W/kg

SAR(1 g) = 8.07 W/kg; SAR(10 g) = 2.29 W/kg

Smallest distance from peaks to all points 3 dB below = 7.4 mm

Ratio of SAR at M2 to SAR at M1 = 52.8%

Maximum value of SAR (measured) = 17.0 W/kg



0 dB = 17.0 W/kg = 12.30 dBW/kg

Unless otherwise stated the results shown in this test report refer only to the sample(s) tested and such sample(s) are retained for 90 days only.

除非另有說明，此報告結果僅對測試之樣品負責，同時此樣品僅保留90天。本報告未經本公司書面許可，不可部份複製。

This document is issued by the Company subject to its General Conditions of Service printed overleaf, available on request or accessible at <http://www.sgs.com.tw/Terms-and-Conditions> and for electronic format documents, subject to Terms and Conditions for Electronic Documents at <http://www.sgs.com.tw/Terms-and-Conditions>. Attention is drawn to the limitation of liability, indemnification and jurisdiction issues defined therein. Any holder of this document is advised that information contained hereon reflects the Company's findings at the time of its intervention only and within the limits of Client's instructions, if any. The Company's sole responsibility is to its Client and this document does not exonerate parties to a transaction from exercising all their rights and obligations under the transaction documents. This document cannot be reproduced except in full, without prior written approval of the Company. Any unauthorized alteration, forgery or falsification of the content or appearance of this document is unlawful and offenders may be prosecuted to the fullest extent of the law.

Report No. :TESA2211000528E5

Dipole 5750 MHz_SN:1023

Communication System: CW; Frequency: 5750 MHz; Duty cycle= 1:1

Medium parameters used: $f = 5750 \text{ MHz}$; $\sigma = 5.299 \text{ S/m}$; $\epsilon_r = 34.711$; $\rho = 1000 \text{ kg/m}^3$

Phantom section: Flat Section

Ambient temperature: 22.5°C; Liquid temperature: 22.2°C

DASY5 Configuration:

- Probe: EX3DV4 - SN7466; ConvF(4.98, 4.98, 4.98) @ 5750 MHz; Calibrated: 2022/1/26
- Sensor-Surface: 2mm (Mechanical Surface Detection)
- Electronics: DAE4 Sn1260; Calibrated: 2022/9/22
- Phantom: ELI
- DASY52 52.10.4(1527); SEMCAD X 14.6.14(7483)

Area Scan (61x61x1): Interpolated grid: dx=10 mm, dy=10 mm

Maximum value of SAR (interpolated) = 16.0 W/kg

Zoom Scan (7x7x12)/Cube 0: Measurement grid: dx=4mm, dy=4mm, dz=2mm

Reference Value = 55.40 V/m; Power Drift = -0.19 dB

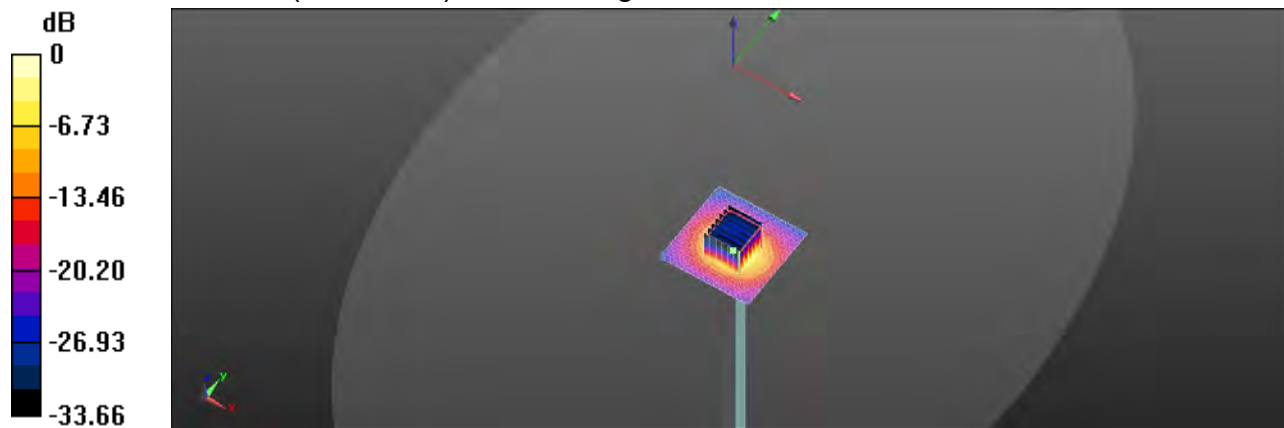
Peak SAR (extrapolated) = 35.3 W/kg

SAR(1 g) = 7.91 W/kg; SAR(10 g) = 2.26 W/kg

Smallest distance from peaks to all points 3 dB below = 7.4 mm

Ratio of SAR at M2 to SAR at M1 = 51.4%

Maximum value of SAR (measured) = 16.7 W/kg



0 dB = 16.7 W/kg = 12.23 dBW/kg

Unless otherwise stated the results shown in this test report refer only to the sample(s) tested and such sample(s) are retained for 90 days only.

除非另有說明，此報告結果僅對測試之樣品負責，同時此樣品僅保留90天。本報告未經本公司書面許可，不可部份複製。

This document is issued by the Company subject to its General Conditions of Service printed overleaf, available on request or accessible at <http://www.sgs.com.tw/Terms-and-Conditions> and for electronic format documents, subject to Terms and Conditions for Electronic Documents at <http://www.sgs.com.tw/Terms-and-Conditions>. Attention is drawn to the limitation of liability, indemnification and jurisdiction issues defined therein. Any holder of this document is advised that information contained hereon reflects the Company's findings at the time of its intervention only and within the limits of Client's instructions, if any. The Company's sole responsibility is to its Client and this document does not exonerate parties to a transaction from exercising all their rights and obligations under the transaction documents. This document cannot be reproduced except in full, without prior written approval of the Company. Any unauthorized alteration, forgery or falsification of the content or appearance of this document is unlawful and offenders may be prosecuted to the fullest extent of the law.

Report No. :TESA2211000528E5
 Measurement Report for FRONT, Validation band,
 CW, Channel 6500 (6500.0 MHz), SN:1006
 Ambient temperature: 22.4°C; Liquid temperature: 22.1°C

Exposure Conditions

Phantom Section, TSL	Position, Test Distance [mm]	Conversion Factor	TSL Conductivity [S/m]	TSL Permittivity
Flat, HSL	FRONT, 5.00	5.65	6.193	33.89

Hardware Setup

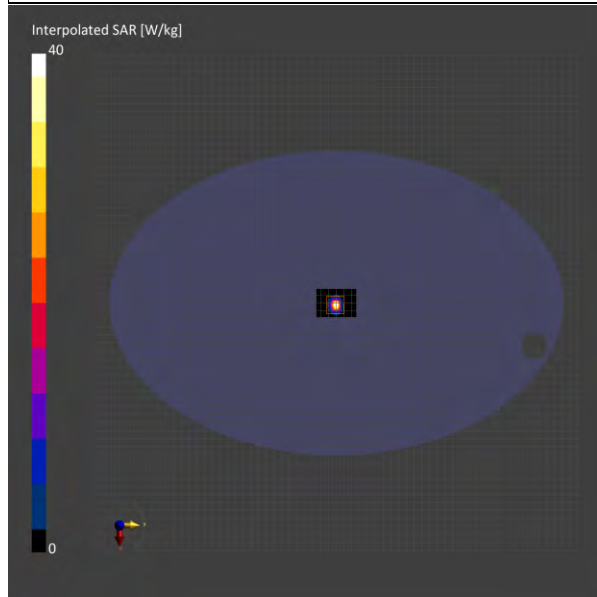
Phantom	Probe, Calibration Date	DAE, Calibration Date
ELI	EX3DV4 - SN7466, 2022-01-26	DAE4 Sn1260, 2022-09-22

Scans Setup

	Area Scan	Zoom Scan
Grid Extents [mm]	36.0 x 51.0	22.0 x 22.0 x 22.0
Grid Steps [mm]	6.0 x 8.5	3.4 x 3.4 x 1.4
Sensor Surface [mm]	3.0	1.4

Measurement Results

	Area Scan	Zoom Scan
Date	2022-12-20	2022-12-20
psSAR1g [W/kg]	23.8	27.8
psSAR8g [W/kg]	5.75	6.38
psSAR10g [W/kg]	4.77	5.22
psPDab (4.0cm2, sq) [W/m2]		128
Power Drift [dB]	-0.02	-0.01
M2/M1 [%]		51.3
Dist 3dB Peak [mm]		4.8



Unless otherwise stated the results shown in this test report refer only to the sample(s) tested and such sample(s) are retained for 90 days only.

除非另有說明，此報告結果僅對測試之樣品負責，同時此樣品僅保留90天。本報告未經本公司書面許可，不可部份複製。

This document is issued by the Company subject to its General Conditions of Service printed overleaf, available on request or accessible at <http://www.sgs.com.tw/Terms-and-Conditions> and for electronic format documents, subject to Terms and Conditions for Electronic Documents at <http://www.sgs.com.tw/Terms-and-Conditions>. Attention is drawn to the limitation of liability, indemnification and jurisdiction issues defined therein. Any holder of this document is advised that information contained hereon reflects the Company's findings at the time of its intervention only and within the limits of Client's instructions, if any. The Company's sole responsibility is to its Client and this document does not exonerate parties to a transaction from exercising all their rights and obligations under the transaction documents. This document cannot be reproduced except in full, without prior written approval of the Company. Any unauthorized alteration, forgery or falsification of the content or appearance of this document is unlawful and offenders may be prosecuted to the fullest extent of the law.

Report No. :TESA2211000528E5
Measurement Report for FRONT, Validation band,
CW, Channel 7000 (7000.0 MHz), SN:1007
Ambient temperature: 22.5°C; Liquid temperature: 22.3°C
Exposure Conditions

Phantom Section, TSL	Position, Test Distance [mm]	Conversion Factor	TSL Conductivity [S/m]	TSL Permittivity
Flat, HSL	FRONT, 5.00	5.85	6.803	33.262

Hardware Setup

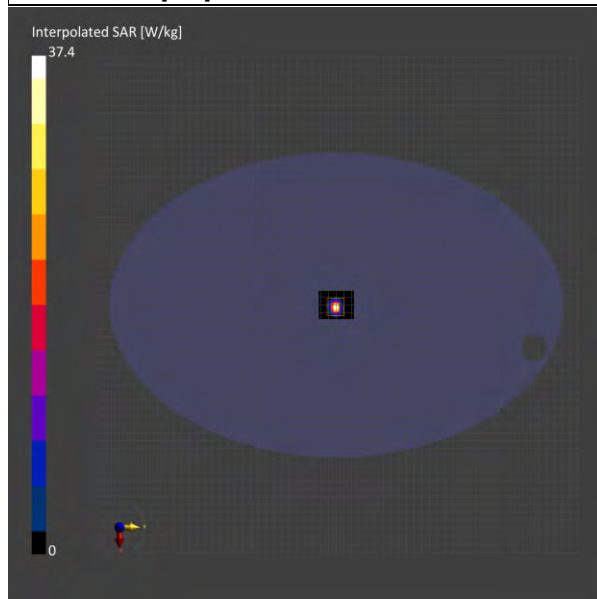
Phantom	Probe, Calibration Date	DAE, Calibration Date
ELI	EX3DV4 - SN7466, 2022-01-26	DAE4 Sn1260, 2022-09-22

Scans Setup

	Area Scan	Zoom Scan
Grid Extents [mm]	36.0 x 45.0	22.0 x 22.0 x 22.0
Grid Steps [mm]	6.0 x 7.5	3.0 x 3.0 x 1.4
Sensor Surface [mm]	3.0	1.4

Measurement Results

	Area Scan	Zoom Scan
Date	2022-12-20	2022-12-20
psSAR1g [W/kg]	23.5	26.4
psSAR8g [W/kg]	5.67	5.91
psSAR10g [W/kg]	4.70	4.85
psPDab (4.0cm ² , sq) [W/m ²]		118
Power Drift [dB]	0.03	0.01
M2/M1 [%]		51.5
Dist 3dB Peak [mm]		4.8



Unless otherwise stated the results shown in this test report refer only to the sample(s) tested and such sample(s) are retained for 90 days only.

除非另有說明，此報告結果僅對測試之樣品負責，同時此樣品僅保留90天。本報告未經本公司書面許可，不可部份複製。

This document is issued by the Company subject to its General Conditions of Service printed overleaf, available on request or accessible at <http://www.sgs.com.tw/Terms-and-Conditions> and for electronic format documents, subject to Terms and Conditions for Electronic Documents at <http://www.sgs.com.tw/Terms-and-Conditions>. Attention is drawn to the limitation of liability, indemnification and jurisdiction issues defined therein. Any holder of this document is advised that information contained hereon reflects the Company's findings at the time of its intervention only and within the limits of Client's instructions, if any. The Company's sole responsibility is to its Client and this document does not exonerate parties to a transaction from exercising all their rights and obligations under the transaction documents. This document cannot be reproduced except in full, without prior written approval of the Company. Any unauthorized alteration, forgery or falsification of the content or appearance of this document is unlawful and offenders may be prosecuted to the fullest extent of the law.

Report No. :TESA2211000528E5
Measurement Report for FRONT, Validation band,
CW, Channel 6500 (6500.0 MHz), SN:1006
Ambient temperature: 22.6°C; Liquid temperature: 22.4°C

Exposure Conditions

Phantom Section, TSL	Position, Test Distance [mm]	Conversion Factor	TSL Conductivity [S/m]	TSL Permittivity
Flat, HSL	FRONT, 5.00	5.65	6.179	33.547

Hardware Setup

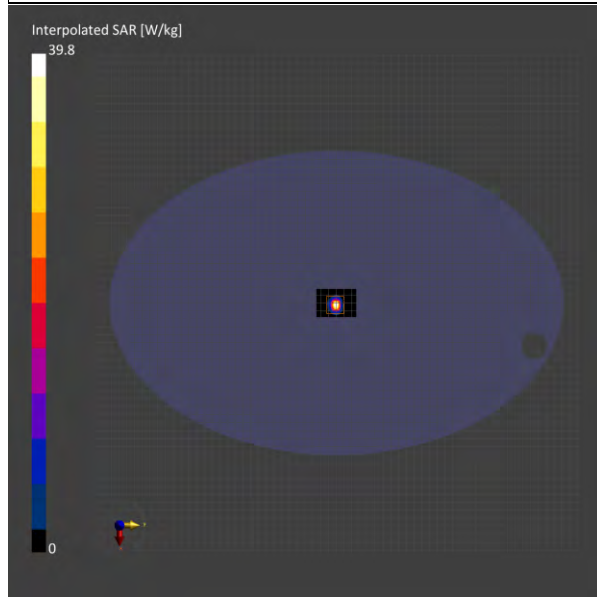
Phantom	Probe, Calibration Date	DAE, Calibration Date
ELI	EX3DV4 - SN7466, 2022-01-26	DAE4 Sn1260, 2022-09-22

Scans Setup

	Area Scan	Zoom Scan
Grid Extents [mm]	36.0 x 51.0	22.0 x 22.0 x 22.0
Grid Steps [mm]	6.0 x 8.5	3.4 x 3.4 x 1.4
Sensor Surface [mm]	3.0	1.4

Measurement Results

	Area Scan	Zoom Scan
Date	2022-12-25	2022-12-25
psSAR1g [W/kg]	23.6	27.9
psSAR8g [W/kg]	5.72	6.38
psSAR10g [W/kg]	4.75	5.22
psPDab (4.0cm2, sq) [W/m2]		128
Power Drift [dB]	-0.02	-0.02
M2/M1 [%]		51.3
Dist 3dB Peak [mm]		4.8



Unless otherwise stated the results shown in this test report refer only to the sample(s) tested and such sample(s) are retained for 90 days only.

除非另有說明，此報告結果僅對測試之樣品負責，同時此樣品僅保留90天。本報告未經本公司書面許可，不可部份複製。

This document is issued by the Company subject to its General Conditions of Service printed overleaf, available on request or accessible at <http://www.sgs.com.tw/Terms-and-Conditions> and for electronic format documents, subject to Terms and Conditions for Electronic Documents at <http://www.sgs.com.tw/Terms-and-Conditions>. Attention is drawn to the limitation of liability, indemnification and jurisdiction issues defined therein. Any holder of this document is advised that information contained hereon reflects the Company's findings at the time of its intervention only and within the limits of Client's instructions, if any. The Company's sole responsibility is to its Client and this document does not exonerate parties to a transaction from exercising all their rights and obligations under the transaction documents. This document cannot be reproduced except in full, without prior written approval of the Company. Any unauthorized alteration, forgery or falsification of the content or appearance of this document is unlawful and offenders may be prosecuted to the fullest extent of the law.

Report No. :TESA2211000528E5
Measurement Report for FRONT, Validation band,
CW, Channel 7000 (7000.0 MHz), SN:1007
Ambient temperature: 22.5°C; Liquid temperature: 22.2°C

Exposure Conditions

Phantom Section, TSL	Position, Test Distance [mm]	Conversion Factor	TSL Conductivity [S/m]	TSL Permittivity
Flat, HSL	FRONT, 5.00	5.85	6.785	32.907

Hardware Setup

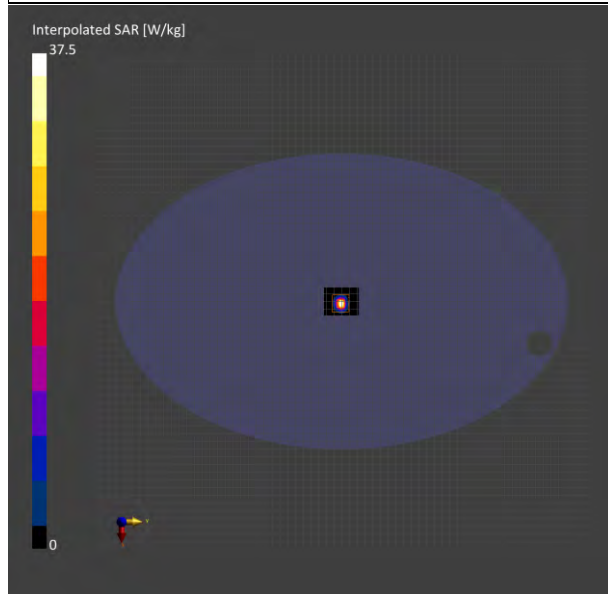
Phantom	Probe, Calibration Date	DAE, Calibration Date
ELI	EX3DV4 - SN7466, 2022-01-26	DAE4 Sn1260, 2022-09-22

Scans Setup

	Area Scan	Zoom Scan
Grid Extents [mm]	36.0 x 45.0	22.0 x 22.0 x 22.0
Grid Steps [mm]	6.0 x 7.5	3.0 x 3.0 x 1.4
Sensor Surface [mm]	3.0	1.4

Measurement Results

	Area Scan	Zoom Scan
Date	2022-12-25	2022-12-25
psSAR1g [W/kg]	23.4	26.4
psSAR8g [W/kg]	5.63	5.91
psSAR10g [W/kg]	4.67	4.84
psPDab (4.0cm2, sq) [W/m2]		118
Power Drift [dB]	0.06	0.07
M2/M1 [%]		51.6
Dist 3dB Peak [mm]		4.8



Unless otherwise stated the results shown in this test report refer only to the sample(s) tested and such sample(s) are retained for 90 days only.

除非另有說明，此報告結果僅對測試之樣品負責，同時此樣品僅保留90天。本報告未經本公司書面許可，不可部份複製。

This document is issued by the Company subject to its General Conditions of Service printed overleaf, available on request or accessible at <http://www.sgs.com.tw/Terms-and-Conditions> and for electronic format documents, subject to Terms and Conditions for Electronic Documents at <http://www.sgs.com.tw/Terms-and-Conditions>. Attention is drawn to the limitation of liability, indemnification and jurisdiction issues defined therein. Any holder of this document is advised that information contained hereon reflects the Company's findings at the time of its intervention only and within the limits of Client's instructions, if any. The Company's sole responsibility is to its Client and this document does not exonerate parties to a transaction from exercising all their rights and obligations under the transaction documents. This document cannot be reproduced except in full, without prior written approval of the Company. Any unauthorized alteration, forgery or falsification of the content or appearance of this document is unlawful and offenders may be prosecuted to the fullest extent of the law.

15 PD SYSTEM CHECK RESULTS

Report No. :TESA2211000528E5

Measurement Report for FRONT, Validation band,
CW, Channel 10000 (10000.0 MHz), SN:1021

Exposure Conditions

Phantom Section	Position, Test Distance [mm]	Conversion Factor
5G	FRONT, 10.00	1.0

Hardware Setup


Phantom	Medium	Probe, Calibration Date	DAE, Calibration Date
mmWave - 1076	Air -	EUmmWV4 - SN9635_F1-55GHz, 2022-06-14	DAE4 Sn1260, 2022-09-22

Scans Setup

Scan Type	5G Scan
Grid Extents [mm]	120.0 x 120.0
Grid Steps [lambda]	0.25 x 0.25
Sensor Surface [mm]	10.0

Measurement Results

Scan Type	5G Scan
Date	2023-1-5
Avg. Area [cm ²]	4.00
psPDn+ [W/m ²]	51.5
psPDtot+ [W/m ²]	51.7
psPDmod+ [W/m ²]	51.8
E _{max} [V/m]	157
Power Drift [dB]	0.03



Unless otherwise stated the results shown in this test report refer only to the sample(s) tested and such sample(s) are retained for 90 days only.

除非另有說明，此報告結果僅對測試之樣品負責，同時此樣品僅保留90天。本報告未經本公司書面許可，不可部份複製。

This document is issued by the Company subject to its General Conditions of Service printed overleaf, available on request or accessible at <http://www.sgs.com.tw/Terms-and-Conditions> and for electronic format documents, subject to Terms and Conditions for Electronic Documents at <http://www.sgs.com.tw/Terms-and-Conditions>. Attention is drawn to the limitation of liability, indemnification and jurisdiction issues defined therein. Any holder of this document is advised that information contained hereon reflects the Company's findings at the time of its intervention only and within the limits of Client's instructions, if any. The Company's sole responsibility is to its Client and this document does not exonerate parties to a transaction from exercising all their rights and obligations under the transaction documents. This document cannot be reproduced except in full, without prior written approval of the Company. Any unauthorized alteration, forgery or falsification of the content or appearance of this document is unlawful and offenders may be prosecuted to the fullest extent of the law.

Refer to separated files for the following appendixes.

- 16.1 SAR_Appendix A Photographs**
- 16.2 SAR_Appendix B DAE & Probe Cal. Certificate**
- 16.3 SAR_Appendix C Phantom Description & Dipole Cal. Certificate**

- End of report -

Unless otherwise stated the results shown in this test report refer only to the sample(s) tested and such sample(s) are retained for 90 days only.
除非另有說明，此報告結果僅對測試之樣品負責，同時此樣品僅保留90天。本報告未經本公司書面許可，不可部份複製。

This document is issued by the Company subject to its General Conditions of Service printed overleaf, available on request or accessible at <http://www.sgs.com.tw/Terms-and-Conditions> and for electronic format documents, subject to Terms and Conditions for Electronic Documents at <http://www.sgs.com.tw/Terms-and-Conditions>. Attention is drawn to the limitation of liability, indemnification and jurisdiction issues defined therein. Any holder of this document is advised that information contained hereon reflects the Company's findings at the time of its intervention only and within the limits of Client's instructions, if any. The Company's sole responsibility is to its Client and this document does not exonerate parties to a transaction from exercising all their rights and obligations under the transaction documents. This document cannot be reproduced except in full, without prior written approval of the Company. Any unauthorized alteration, forgery or falsification of the content or appearance of this document is unlawful and offenders may be prosecuted to the fullest extent of the law.