

Photographs of EUT Setup and Antenna Location

The photographs of EUT and setup for SAR testing are shown as follows.




Antenna	To X	To Y	To Z
	(mm)	(mm)	(mm)
BT Ant 0	15.00	8.00	22.00

<Photographs of Head SAR Test Setup>




Front Face of EUT Tested at 0 mm




Rear Face of EUT Tested at 0 mm




Left Side of EUT Tested at 0 mm



Right Side of EUT Tested at 0 mm



Top Side of EUT Tested at 0 mm



Bottom Side of EUT Tested at 0 mm