

## Appendix D. Photographs of EUT and Setup

The setup photographs for SAR testing are shown as follows.

# FCC SAR Test Report

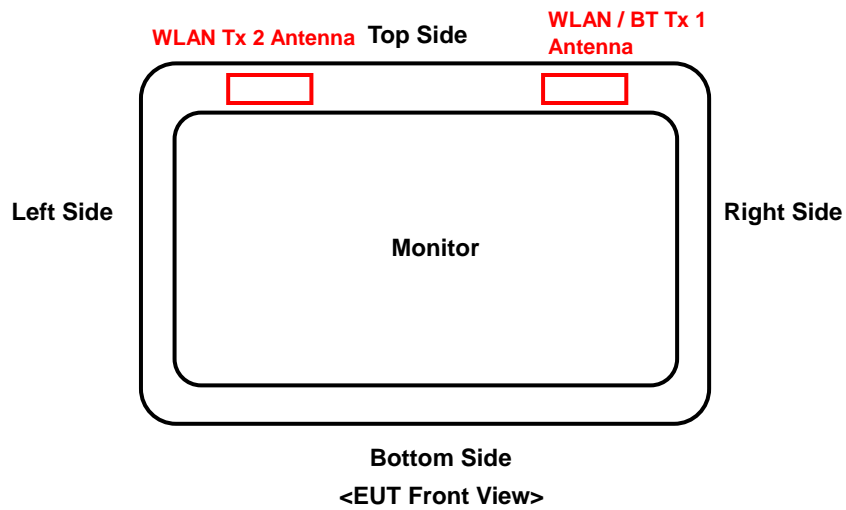
## <Photographs of EUT>



# FCC SAR Test Report

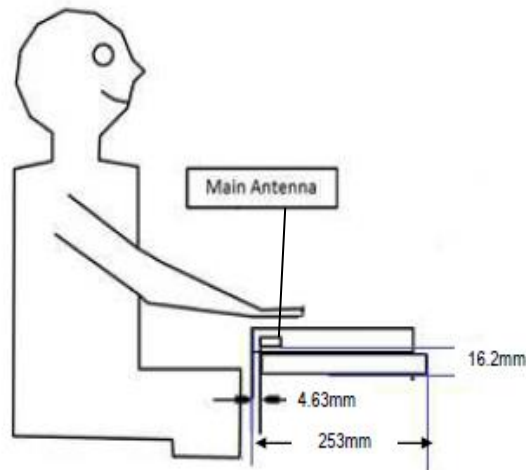
## <Antenna Location>

### Tablet Mode



The separation distance for antenna to edge:

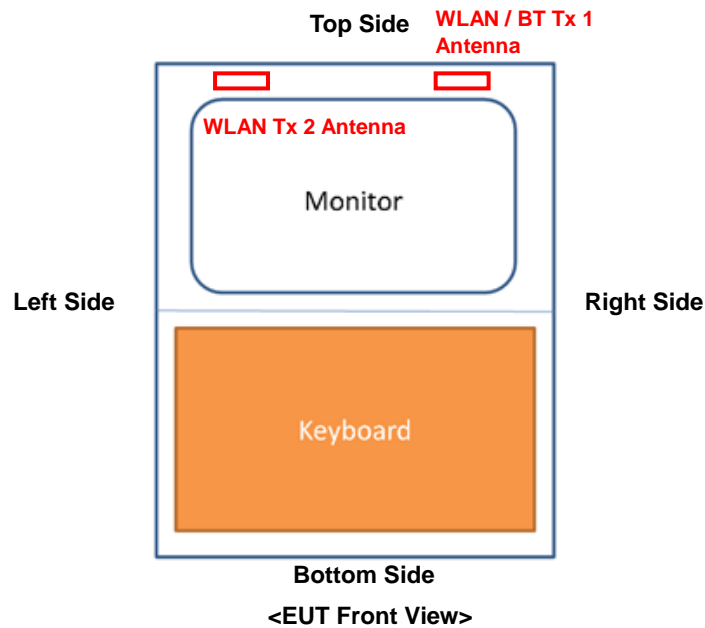
Antenna	To Top Side (mm)	To Bottom Side (mm)	To Left Side (mm)	To Right Side (mm)
WLAN / BT Tx 1 Ant.	4.63	223	227.8	79.94
WLAN Tx 2 Ant.	4.63	223	80.8	231.94



<EUT Left Side View>

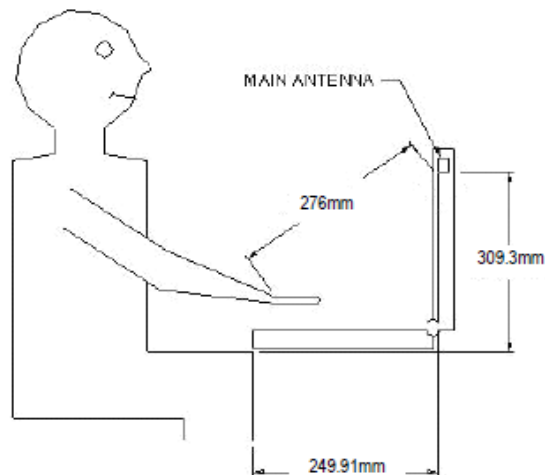
# FCC SAR Test Report

## Laptop Mode



The separation distance for antenna to edge:

Antenna	To Top Side (mm)	To Bottom Side (mm)	To Left Side (mm)	To Right Side (mm)
WLAN / BT Tx 1 Ant.	4.63	309.3	227.8	79.94
WLAN Tx 2 Ant.	4.63	309.3	80.8	226.94



**<EUT Right Side View>**

## FCC SAR Test Report

### <Photographs of SAR Setup>

#### Tablet Mode

