



FCC SAR Test Report

<Photographs of EUT>

Tablet Mode




Laptop Mode (EUT + Keyboard 1)





FCC SAR Test Report

Laptop Mode (EUT + Keyboard 2)




FCC SAR Test Report

Keyboard 1

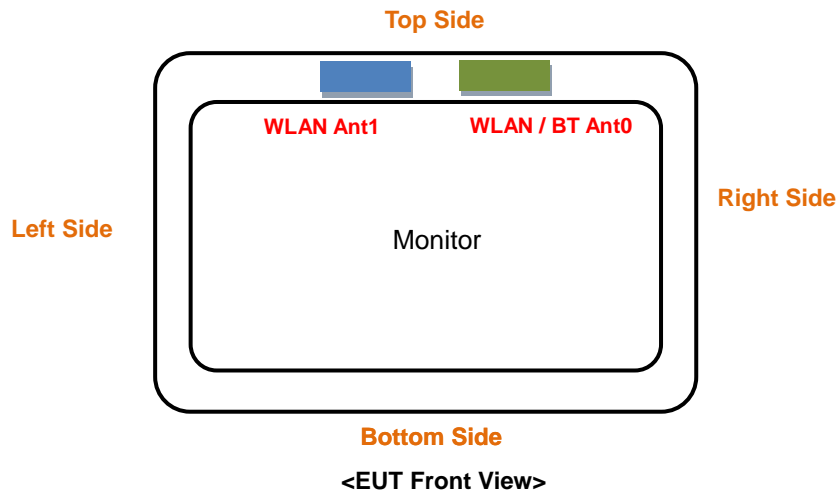


Keyboard 2



<Antenna Location>

Tablet Mode

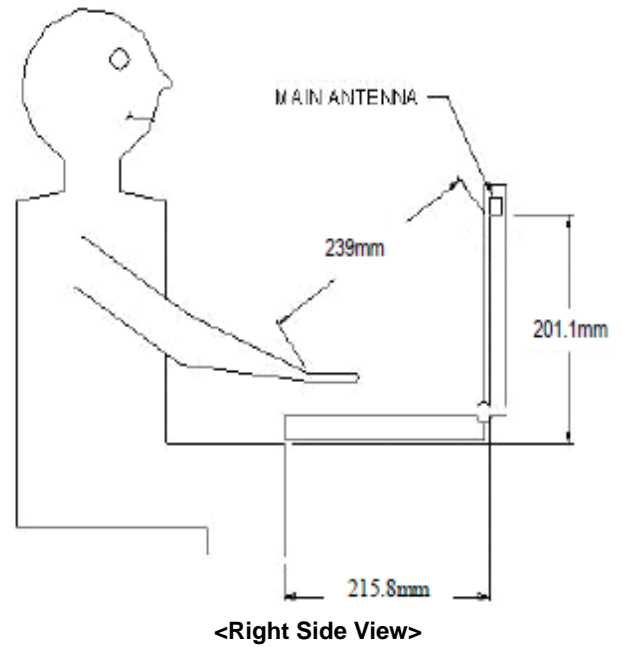
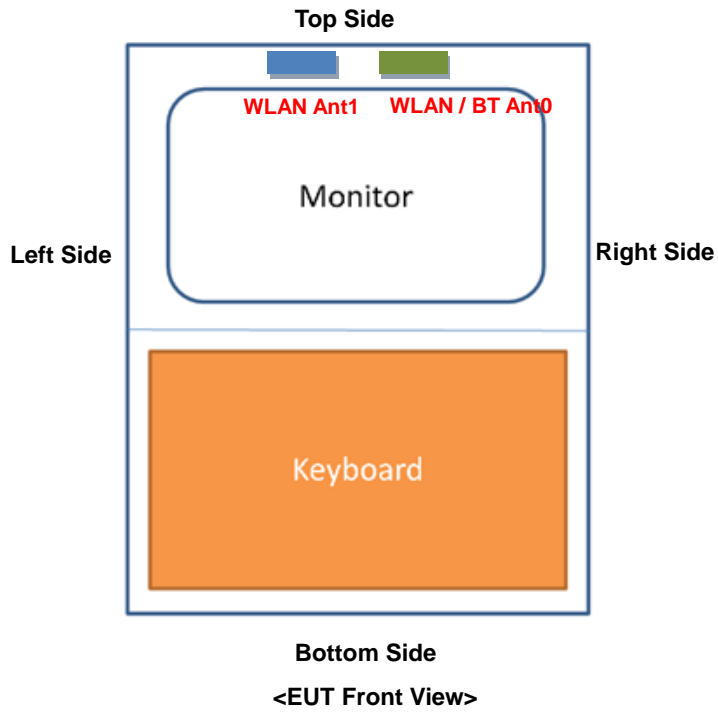


The separation distance for antenna to edge:

Antenna	To Top Side (mm)	To Bottom Side (mm)	To Left Side (mm)	To Right Side (mm)
WLAN / BT Ant0	6.54	201.1	171.2	86
WLAN Ant1	6.34	201.1	90	166.5

FCC SAR Test Report

Laptop Mode



The separation distance for antenna to edge:

Antenna	To Top Side (mm)	To Bottom Side (mm)	To Left Side (mm)	To Right Side (mm)
WLAN / BT Ant0	6.54	201.1	171.2	86
WLAN Ant1	6.34	201.1	90	166.5


FCC SAR Test Report

<Photographs of SAR Setup>

<Tablet Mode>



Body - Rear Face of EUT at 0 mm



Body - Rear Face of EUT at 0 mm with Keyboard 1



Body - Rear Face of EUT at 0 mm with Keyboard 2



Body - Right Side of EUT at 0 mm



Body - Top Side of EUT at 0 mm


<Laptop Mode>



Body - Bottom of EUT at 0 mm
with Keyboard 1



Body - Back of Panel of EUT at 25 mm
with Keyboard 1



Body - Top Side of Panel of EUT at 0 mm
with Keyboard 1



Body - Back of Panel of EUT at 25 mm
with Keyboard 2