



# FCC SAR Test Report

## <Photographs of EUT>

Tablet Mode




Laptop Mode (EUT + Keyboard 1)




# FCC SAR Test Report

## Laptop Mode (EUT + Keyboard 2)






Keyboard 1



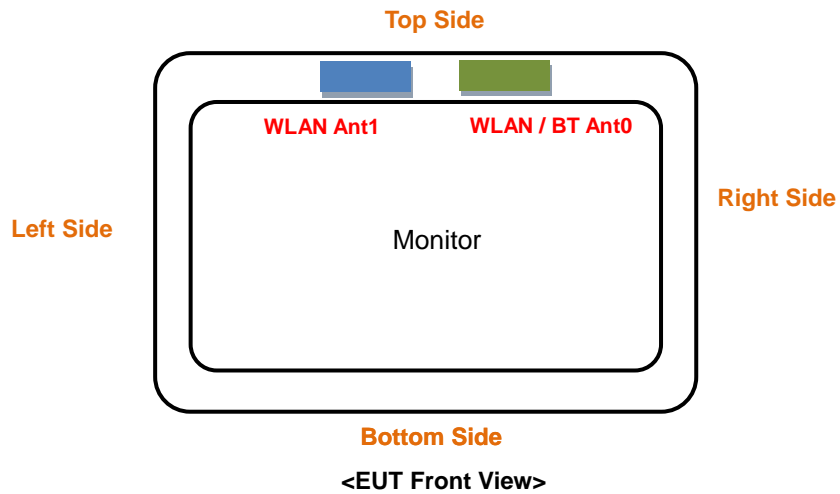
Keyboard 2



# FCC SAR Test Report

## <Antenna Location>

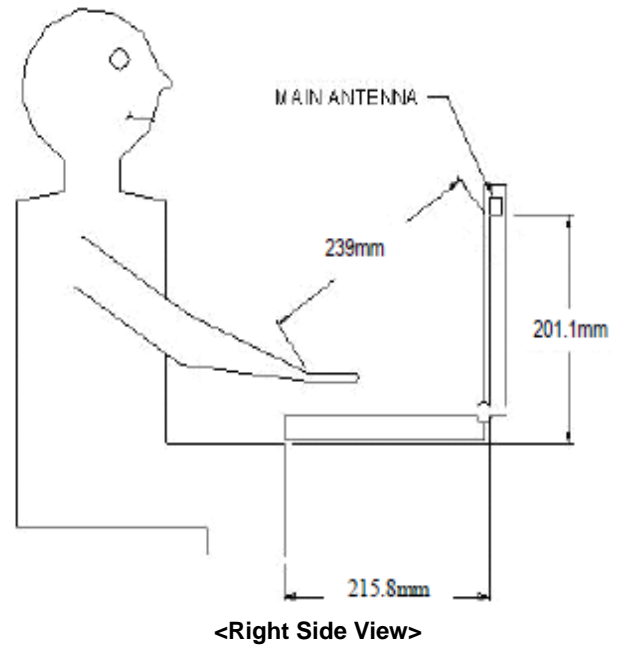
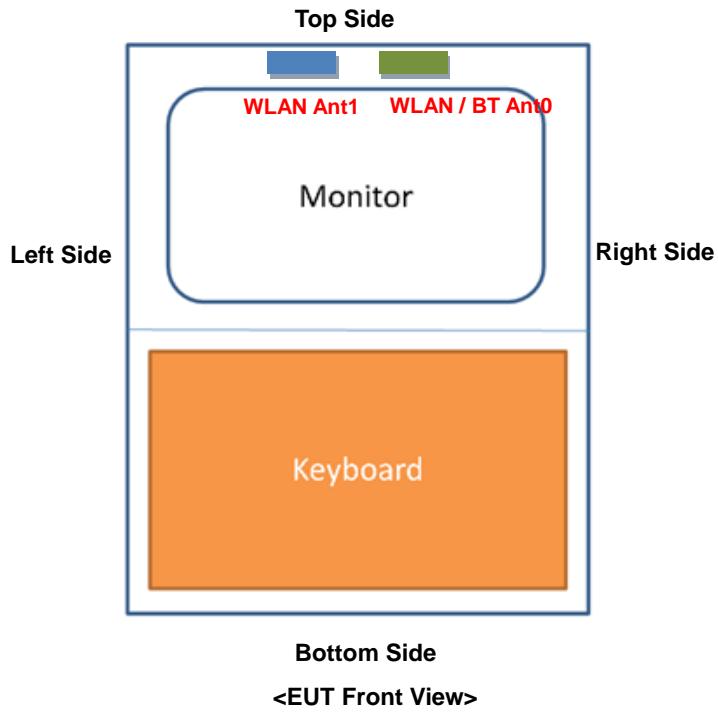
### Tablet Mode



The separation distance for antenna to edge:

Antenna	To Top Side (mm)	To Bottom Side (mm)	To Left Side (mm)	To Right Side (mm)
WLAN / BT Ant0	6.54	201.1	171.2	86
WLAN Ant1	6.34	201.1	90	166.5

Laptop Mode



The separation distance for antenna to edge:

Antenna	To Top Side (mm)	To Bottom Side (mm)	To Left Side (mm)	To Right Side (mm)
WLAN / BT Ant0	6.54	201.1	171.2	86
WLAN Ant1	6.34	201.1	90	166.5


# FCC SAR Test Report

## <Photographs of SAR Setup>

### <Tablet Mode>



Body - Rear Face of EUT at 0 mm



Body - Rear Face of EUT at 0 mm with Keyboard 1



Body - Rear Face of EUT at 0 mm with Keyboard 2



Body - Right Side of EUT at 0 mm



Body - Top Side of EUT at 0 mm




<Laptop Mode>



**Body - Bottom of EUT at 0 mm  
with Keyboard 1**



**Body - Back of Panel of EUT at 25 mm  
with Keyboard 1**



**Body - Top Side of Panel of EUT at 0 mm  
with Keyboard 1**



**Body - Back of Panel of EUT at 25 mm  
with Keyboard 2**