





Appendix D. Photographs of EUT and Setup

<Photographs of EUT>

Laptop PC Mode



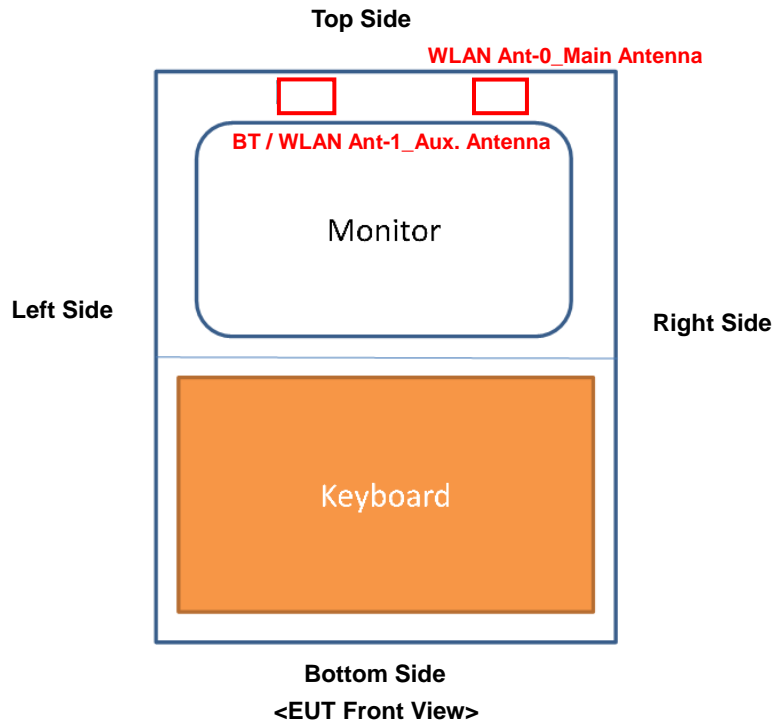
Tablet PC Mode



FCC SAR Test Report

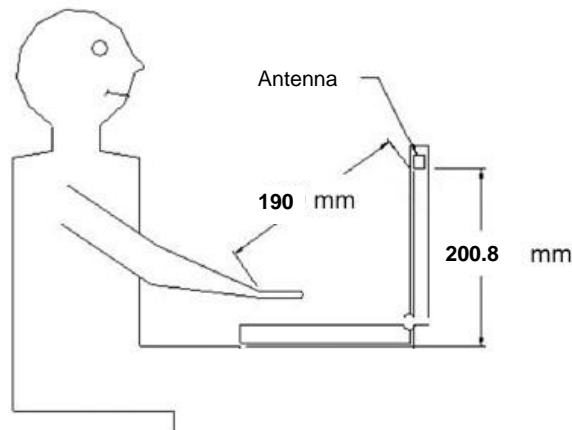
<Antenna Location>

Laptop PC Mode



The separation distance for antenna to edge:

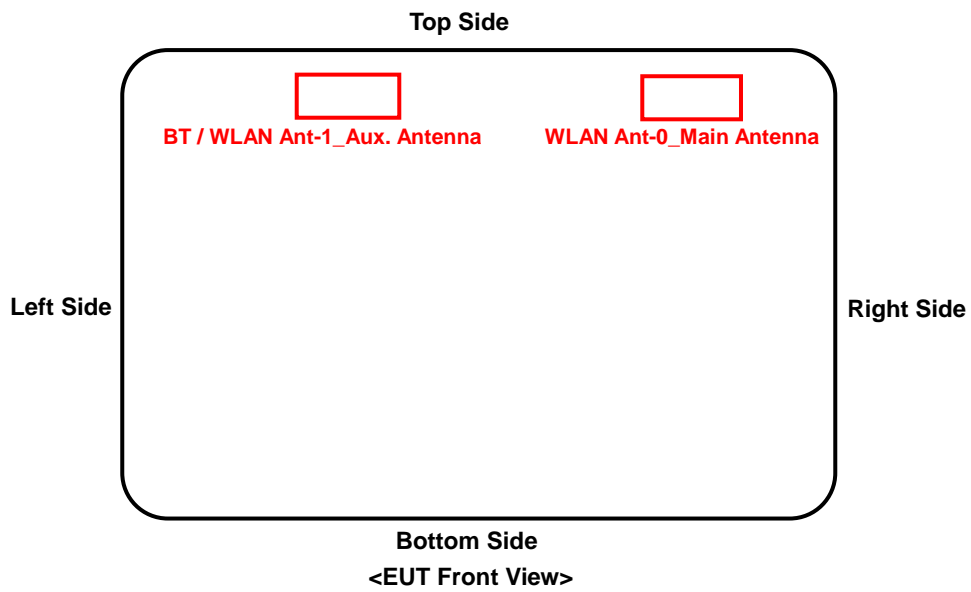
Antenna	To Top Side (mm)	To Bottom Side (mm)	To Left Side (mm)	To Right Side (mm)
WLAN Ant-0_Main	4	201	210.2	55
BT / WLAN Ant-1_Aux.	4	201	55	201.4



<EUT Side View>

FCC SAR Test Report

Tablet PC Mode




The separation distance for antenna to edge:

Antenna	To Top Side (mm)	To Bottom Side (mm)	To Left Side (mm)	To Right Side (mm)
WLAN Ant-0_Main	4	201	210.2	55
BT / WLAN Ant-1_Aux.	4	201	55	201.4

<Photographs of SAR Setup>




Body - Rear Face of EUT at 0 mm



Body - Left Side of EUT at 0 mm



Body - Right Side of EUT at 0 mm



Body - Top Side of EUT at 0 mm