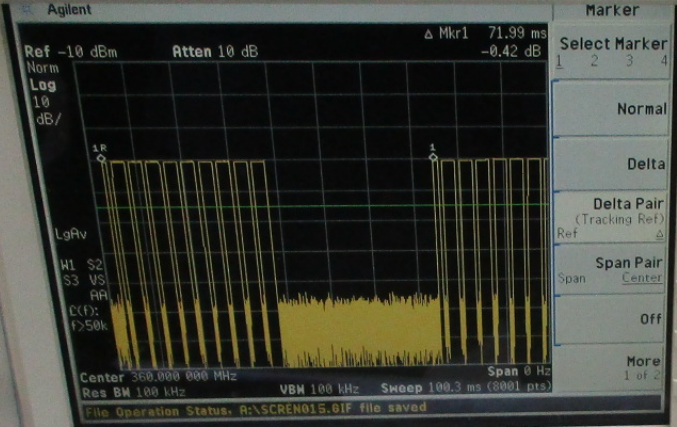


Agilent E4440A 3 Hz - 26.5 GHz
PSA Series Spectrum Analyzer



CONTROL SYSTEM VOLUME

FREQUENCY Channel Input/Output MODE Mode Setup System Preset

SPAN X Scale Trace/View Det/Demod Auto Couple File Print Setup

AMPLITUDE Y Scale Display BW/Avg Trig Save Print

MEASURE Meas Setup Single Sweep Marker Peak Search

Restart Meas Control Source Marker Fun Marker

7 8 9 Bk Sp


4 5 6

1 2 3

0 * % Enter

Maximum RF Level +30 dBm (1W)


A102
1026 154




512-464-7700

2/18

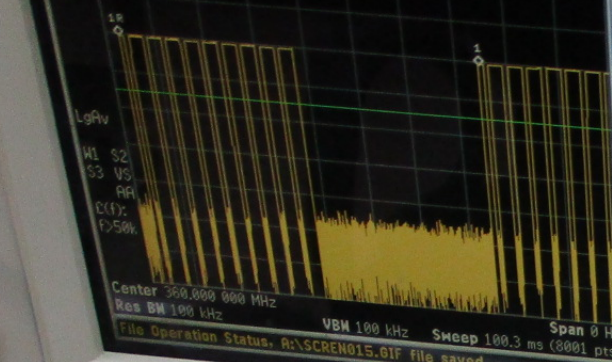






Agilent E4445A 170 MHz Vector Signal Analyzer

Ref -10 dBm Atten 10 dB Δ Mkr1 71.99 ms -0.42 dB



Marker

Select Marker

1 2 3 4

Normal

Delta

Delta Pair (Tracking Ref)

Ref

Span Pair

Center

Off

More

1 of 2

CONTROL SYSTEM

FREQUENCY Channel Input/Output MODE Mode Setup System Preset

SPAN X Scale Traces/View Det/Demod Auto Couple File Print Setup

AMPLITUDE Y Scale Display BW/Avg Trig Save Print

MEASURE Meas Setup Single Sweep Marker Peak Search

Restart Meas Control Source Marker Fcn Marker

7 8 9

4 5 6

1 2 3

0 * % Enter

Maximum RF Level +30 dBm (1 W)

1006
A10

RF

