


---

**APPENDIX 3: Photographs of test setup**

**Radiated Spurious Emission**  
**ZM-521PA**




**Photo 1**



**Photo 2**

---

**Radiated Spurious Emission**  
ZM-531PA



**Photo 1**



**Photo 2**

---

**Worst Case Position**  
ZM-521PA

Below 1 GHz : (Horizontal: X-axis/ Vertical: X-axis)  
Carrier and Band edge : (Horizontal: Y-axis/ Vertical: Z-axis)  
Harmonics 1 to 10 GHz : (Horizontal: Z-axis/ Vertical: Z-axis)  
Harmonics 10 to 15 GHz : (Horizontal: Y-axis/ Vertical: Y-axis)

**X-axis**



**Y-axis**



**Z-axis**



---

**Worst Case Position**  
ZM-531PA

Below 1 GHz : (Horizontal: X-axis/ Vertical: X-axis)  
Carrier and Band edge : (Horizontal: X-axis/ Vertical: Z-axis)  
Harmonics 1 to 15 GHz : (Horizontal: X-axis/ Vertical: X-axis)

**X-axis**



**Y-axis**




**Z-axis**



---

**Antenna Terminal Conducted Tests**



**Photo**

**End of Report**