


9. SETUP PHOTOS


ANTENNA PORT





RADIATED EMISSION FOR PORTABLE CONFIGURATION

Worst Case Position

(Horizontal: Z-ORIENTATION / Vertical: Y-ORIENTATION)





END OF REPORT