

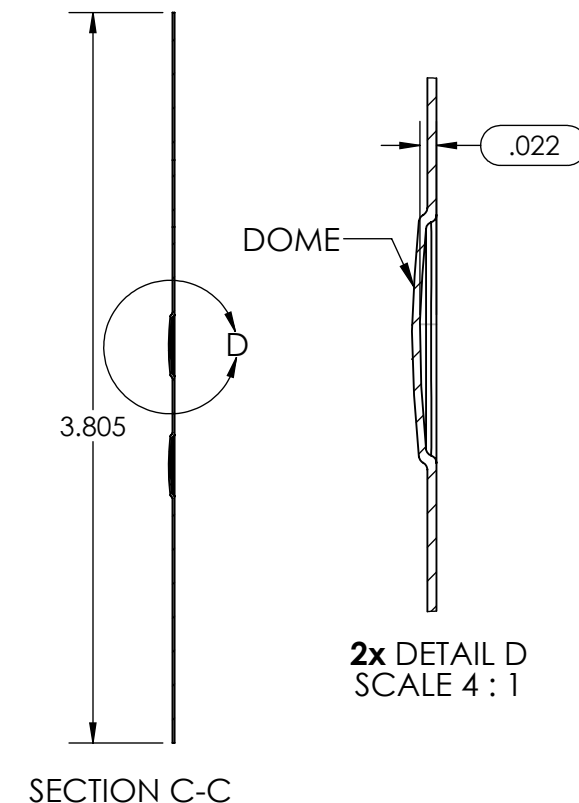
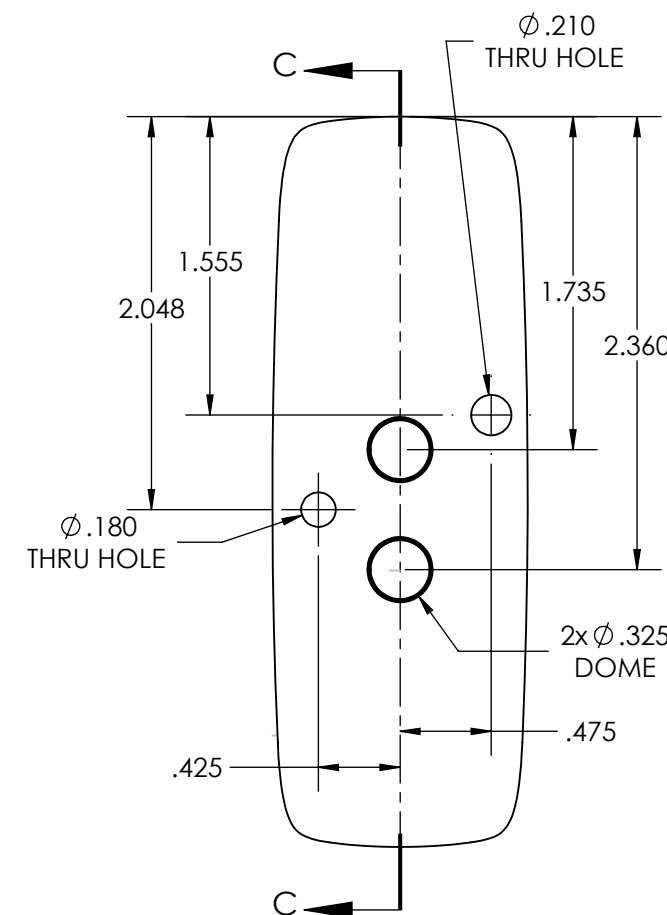
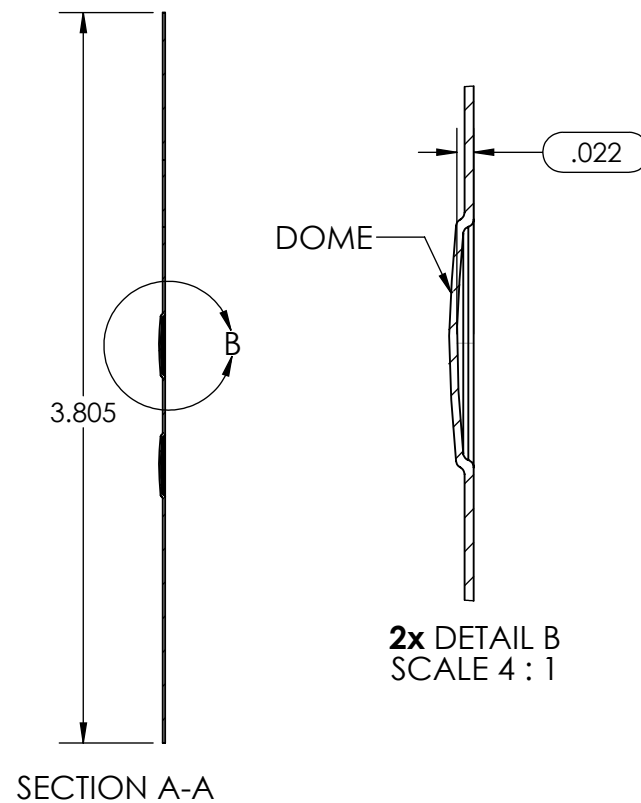
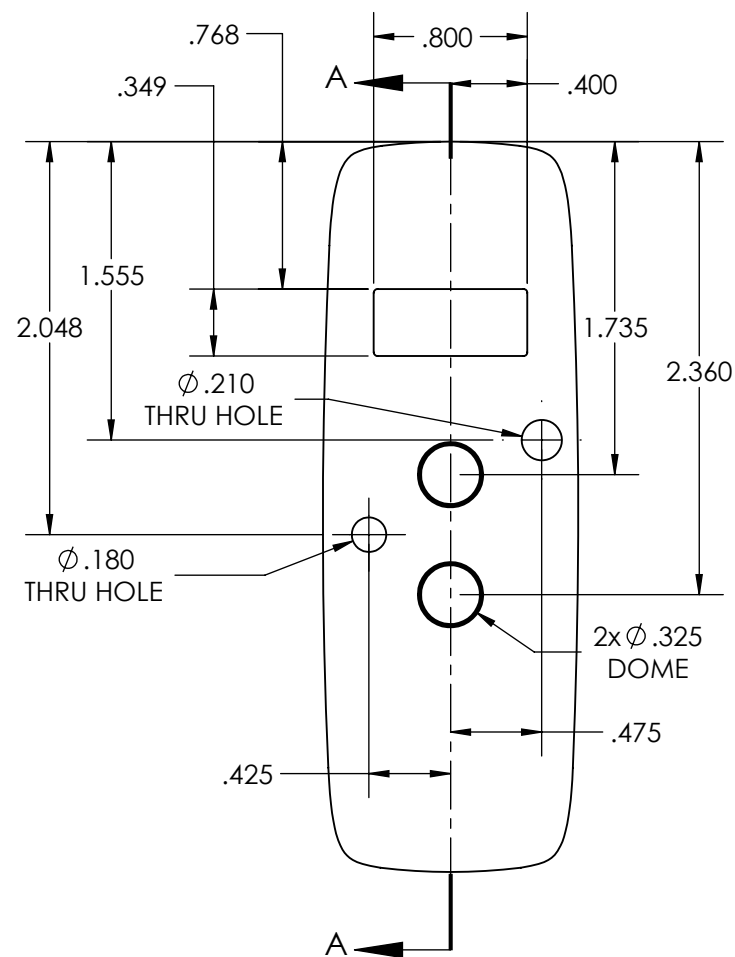
THIS DOCUMENT AND THE DATA DISCLOSED HEREIN OR HEREWITH IS PROPERTY OF AND BELONGS TO ACR ELECTRONICS, INC. FT LAUDERDALE, FL. IT IS FURNISHED IN CONFIDENCE SOLELY FOR INFORMATIONAL PURPOSES. IT IS NOT TO BE REPRODUCED, USED OR DISCLOSED IN WHOLE OR IN PART TO ANYONE WITHOUT THE PERMISSION OF ACR.

REVISIONS				
REV	DESCRIPTION	DATE	APPROVED	
A	RELEASED PER W/1 05-EN-01, SAME AS T5	10/11/18	CR	
B	ECO 16991 CHANGE NOTES 1 & 2 , UPDATE THE PLB-400 ARTWORK	12/13/18	CR	
B1	ECO D16995 NOTE 2, CHANGED " 8B2LE " IN " 8132LE "	1/23/19	CR	
C	ECO 17053	4/29/19	CR	

NO DASH	PLB-425
DASH 2	PLB-435

DASH 1	PLB-400
DASH 3	PLB-410

B



B

A


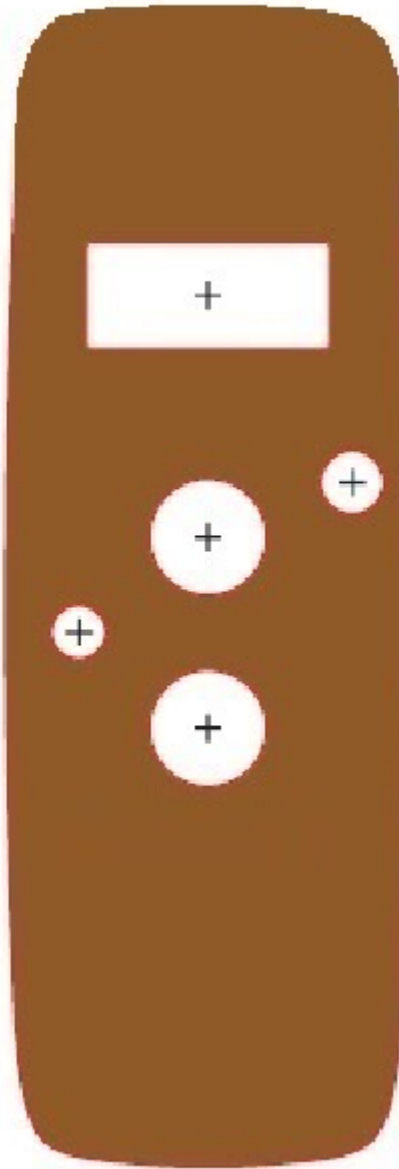

NOTES:

1. MATERIAL: 7 MIL POLYCARBONATE GLOSS/GLOSS MASKED 2 SIDES
2. 2 MIL 3M 8132LE SHEET ADHESIVE WITH 3M 9471LE # 300LE KRAFT LINER
3. LINER MUST HAVE PULL TAB WITH CURRENT REVISION
4. DIE-CUT TO SIZE AND SHAPE
5. SUPPLIED INDIVIDUALLY CUT AND PACKAGED

LIST OF MATERIALS OR PARTS LIST

UNLESS OTHERWISE SPECIFIED: ALL ANGLES ARE 90°		DRAWN	FD	3/23/18	ACR ELECTRONICS, INC 5757 RAVENSWOOD RD. FT. LAUDERDALE FL 33312					
TOLERANCES ON		CHECKED	CR	10/11/18						
MILLIMETER	FRACTIONS	DECIMALS	ANGLES	ENG.					FG	10/11/18
X. ±.25		.X ±.030	X ± 5°	APVD.					JC	10/11/18
X.X ±.125	±1/64	.XX ±.010	.X ± 2°	() DENOTES REVISION CHANGE (+) DENOTES DIMENSION PLUS DRAFT ANGLE (-) DENOTES DIMENSION MINUS DRAFT ANGLE (XX) DENOTES REFERENCE NOTE OR DIMENSION (XX) DENOTES CRITICAL INSPECTION DIMENSIONS			SIZE	CODE IDENT. NO.	DRAWING NO.	REV
X.XX ±.006		.XXX ±.005	.XX ± 1° .XXX ± 1/2° IMPLIED: ±1°	SCALE 1:1			B	18560	A1-20-2006-	C
ANSI-B SOLIDWORKS					SHEET 1 OF 5					

NO DASH



B

B


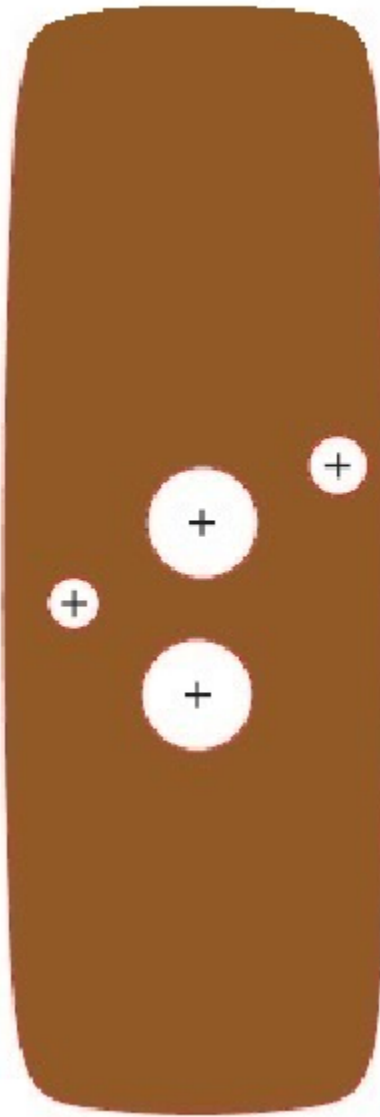
A

A

- REPRESENTS DOME EMBOSS
- REPRESENTS THRU CUT LINE AND WILL NOT PRINT
- REPRESENTS KISS CUT LINE AND WILL NOT PRINT
- + REPRESENTS CUTOUS
- REPRESENTS SELECTIVE ADHESIVE
- REPRESENTS SELECTIVE TEXTURE

SIZE B	CODE IDENT. NO. 18560	DRAWING NO. A1-20-2006-	REV C
SCALE 1:1		SHEET 2 OF 5	

DASH 1



B

B


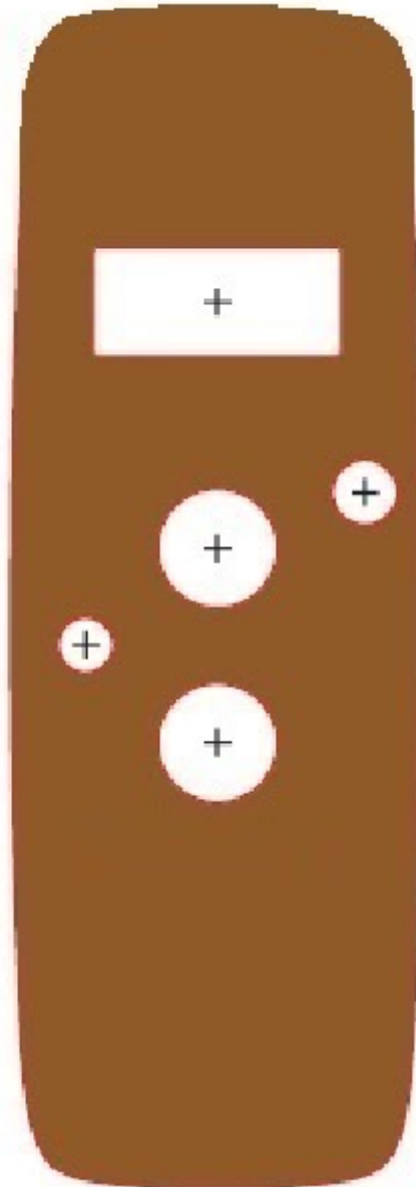

A

A

- REPRESENTS DOME EMBOSS
- REPRESENTS THRU CUT LINE AND WILL NOT PRINT
- REPRESENTS KISS CUT LINE AND WILL NOT PRINT
- + REPRESENTS CUTOUTS
- REPRESENTS SELECTIVE ADHESIVE
- REPRESENTS SELECTIVE TEXTURE

SIZE B	CODE IDENT. NO. 18560	DRAWING NO. A1-20-2006-	REV C
SCALE 1:1		SHEET 3 OF 5	


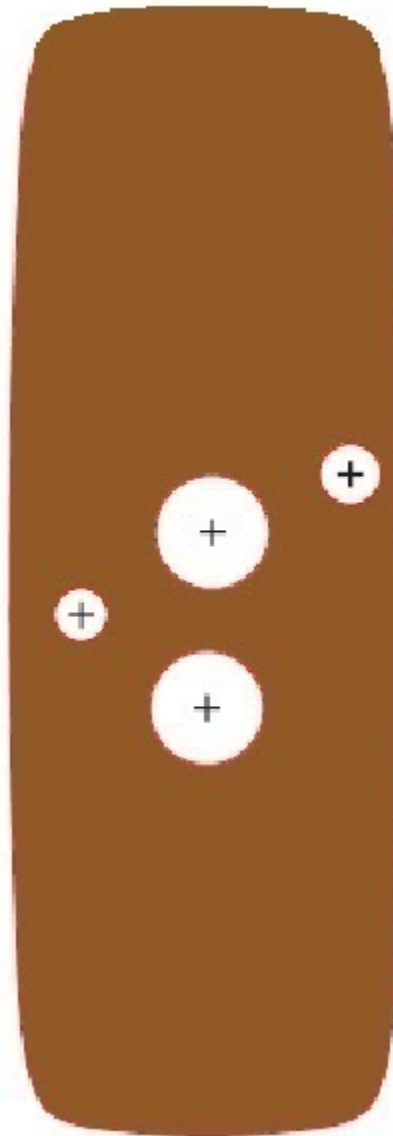
DASH 2



- REPRESENTS DOME EMBOSS
- REPRESENTS THRU CUT LINE AND WILL NOT PRINT
- REPRESENTS KISS CUT LINE AND WILL NOT PRINT
- + REPRESENTS CUTOUTS
- REPRESENTS SELECTIVE ADHESIVE
- REPRESENTS SELECTIVE TEXTURE

SIZE B	CODE IDENT. NO. 18560	DRAWING NO. A1-20-2006-	REV C
SCALE 1:1		SHEET 4 OF 5	

DASH 3



- REPRESENTS DOME EMBOSS
- REPRESENTS THRU CUT LINE AND WILL NOT PRINT
- REPRESENTS KISS CUT LINE AND WILL NOT PRINT
- + REPRESENTS CUTOUTS
- REPRESENTS SELECTIVE ADHESIVE
- REPRESENTS SELECTIVE TEXTURE

SIZE B	CODE IDENT. NO. 18560	DRAWING NO. A1-20-2006-	REV C
SCALE 1:1		SHEET 5 OF 5	