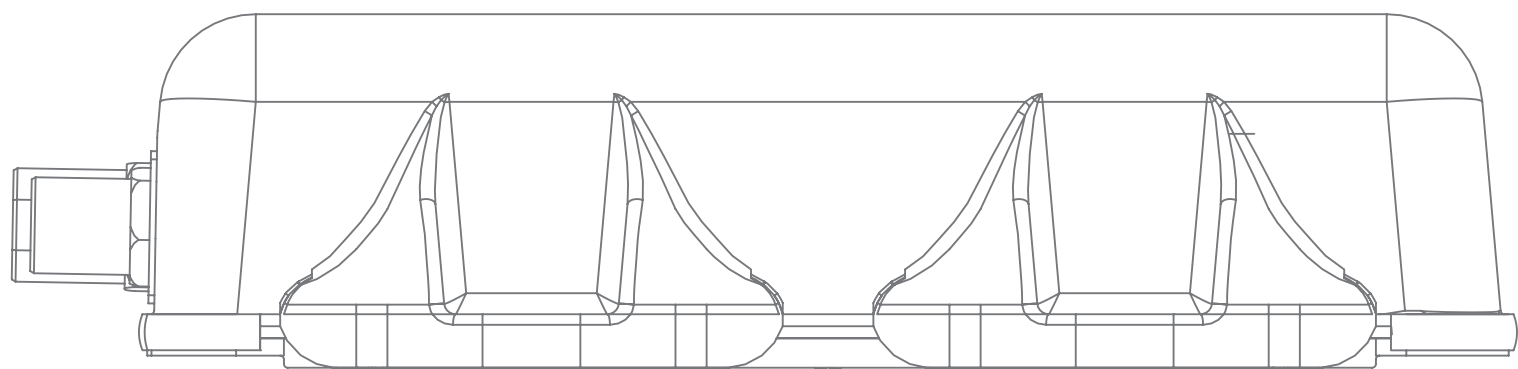
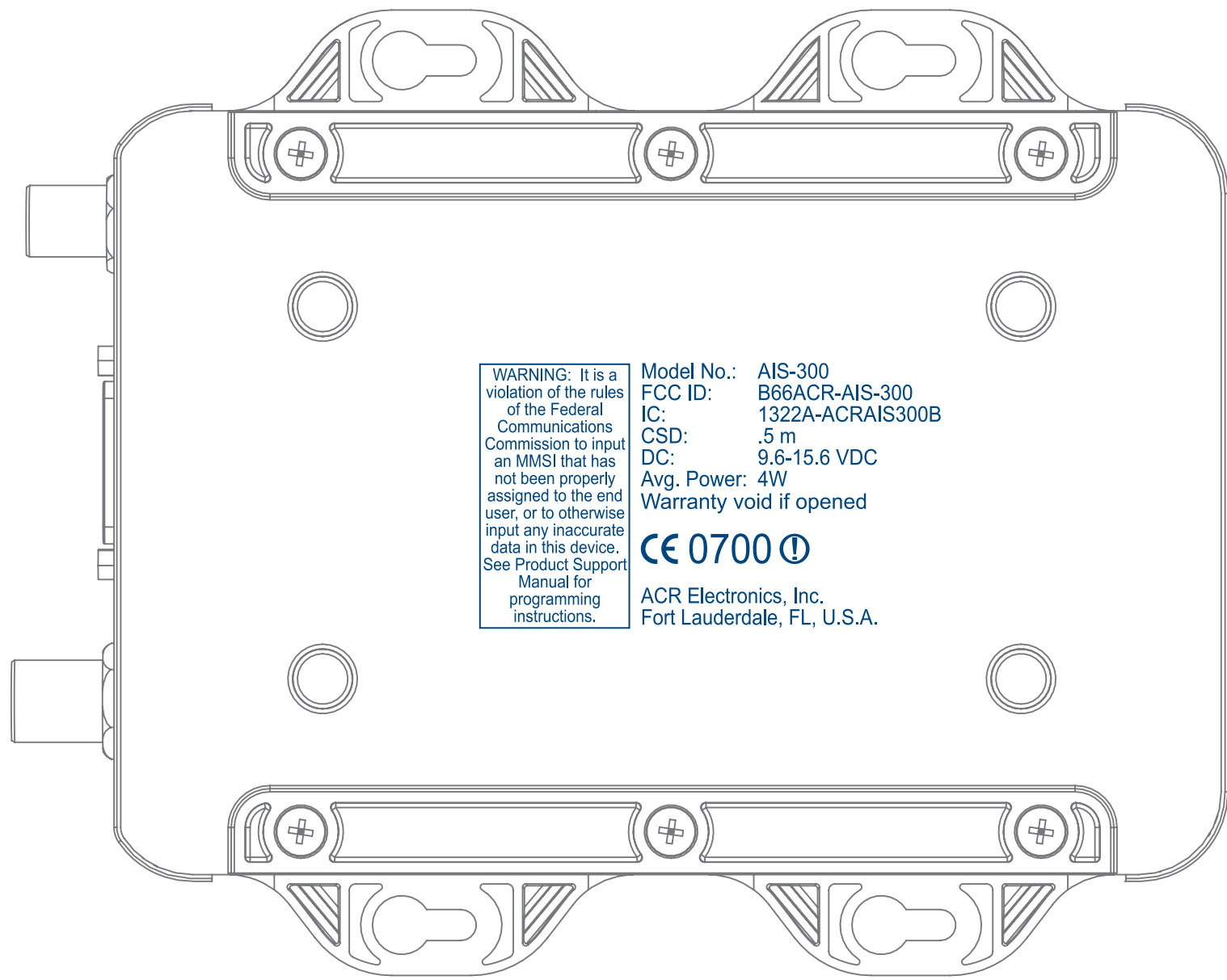

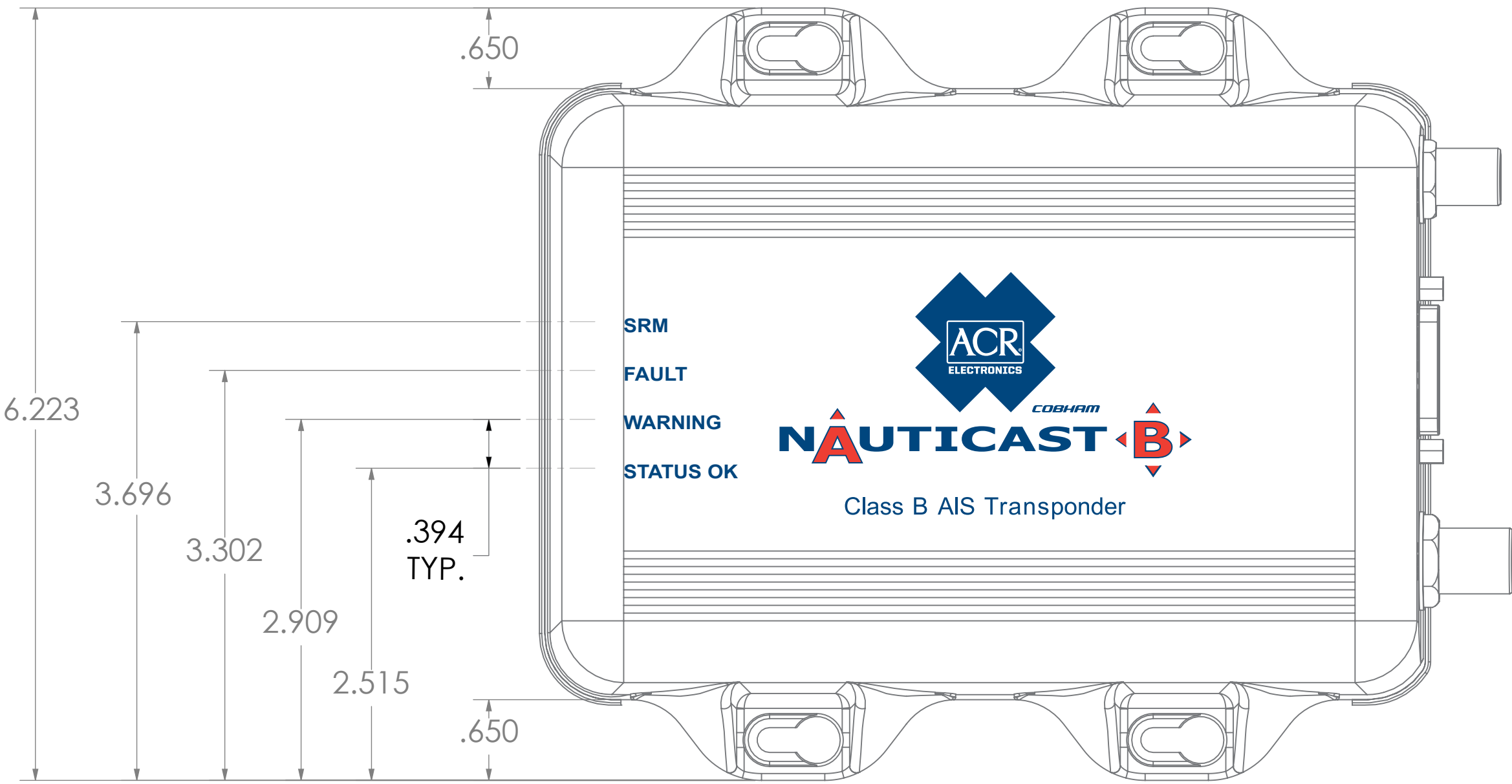


THIS DOCUMENT AND THE DATA DISCLOSED HEREIN OR HEREWITH IS PROPERTY OF AND BELONGS TO ACR ELECTRONICS, INC., FT. LAUDERDALE, FL. IT IS FURNISHED IN CONFIDENCE SOLELY FOR INFORMATIONAL PURPOSES. IT IS NOT TO BE REPRODUCED, USED OR DISCLOSED IN WHOLE OR IN PART TO ANYONE WITHOUT THE PERMISSION OF ACR.

18560		DWG. NO.		SHT	1	REV		1
REVISIONS								
ZONE	REV	DESCRIPTION					DATE	APPROVED



LIST OF MATERIALS OR PARTS LIST											
UNLESS OTHERWISE SPECIFIED: ALL ANGLES ARE 90° DIMENSIONS ARE IN INCHES TOLERANCES ON FRACTIONSDECIMALSANGLES ±1/64.X ± .030 .XX ± .010 .XXX ± .005 IMPLIED: ±1°					DRAWN		ACR ELECTRONICS, INC 5757 RAVENSWOOD RD. FT. LAUDERDALE FL 33312				
					CHECKED						
					ENG.						
					APVD.						
TOLERANCES ON FRACTIONSDECIMALSANGLES ±1/64.X ± .030 .XX ± .010 .XXX ± .005 IMPLIED: ±1°					○ DENOTES REVISION CHANGE + DENOTES DIMENSION PLUS DRAFT ANGLE - DENOTES DIMENSION MINUS DRAFT ANGLE (XX) DENOTES REFERENCE NOTE OR DIMENSION (XX) DENOTES CRITICAL INSPECTION DIMENSIONS						
					SIZE		CODE IDENT. NO.		DRAWING NO.		REV
					D		18560				
					SCALE 1:1						SHEET 1 OF 2
ANSI-D SOLIDWORKS											